

DANE COUNTY • WISCONSIN



2021

EXECUTIVE  
BUDGET





**County Of Dane**  
Office Of The County Executive

Joe Parisi  
County Executive

To: County Board of Supervisors

Fr: Dane County Executive Joe Parisi

Re: 2021 County Budget

**2021 County Budget: Resilient, Resolved,  
Continued Commitment to Community**

In my annual budget message a year ago I talked about how we had spent the better part of the past decade pouring a foundation well equipped to serve this growing community for the next ten years and beyond. Little did we know how quickly the strength of our civic core would be tested as this new decade dawned. The Covid-19 global pandemic has brought immeasurable grief to families, paralyzed communities, and its legacy will be marked by varying degrees of loss for all of us. Our county has not been immune to this sadness and loss. That said, from the outset of this pandemic Dane County was better prepared than many of our counterparts. That's because we didn't wait for a pandemic to invest in people and the very special places that give this community its identity and exemplify our character. Because we have built upon our legacy year after year with innovative efforts to support mental health in our schools and community, protected hundreds of new acres each year for families to recreate, and meet families where they are at with critical supports, were better prepared to face the full throes of the global catastrophe that's engulfed our state and nation.

This is what we have done, because it is who we are. Our shared sense of community and willingness to do whatever it takes to help one another is prevailing as we navigate this unrivaled time. There's no doubt we are bending, but Covid-19 will not break us. That's not to say any of this has been easy, far from it. There's been real human suffering. Like other communities, Covid has only magnified our underlying challenges. The impacts on each one of our homes, children and families, our livelihoods and work, and activities has been deeply personal for each one of us. We have cried together, held one another, been frustrated and reassured one another. We know folks who have fallen ill, friends who couldn't memorialize the loss of a loved one, or sit bedside at a hospital with those who are sick. As a people we are being tested like never before. Through it all, we have never forgotten or lost sense of who we are. We are an empathetic people who understand the human condition and prioritize it. We see the worry on the face of the store clerk who gets up day after day to work a minimum wage job not knowing which customer they greet may have Covid. We are sympathetic to the single parent balancing work responsibilities who makes time regardless how late in the day to help a child through challenging homework so they don't fall further behind. We pause to reflect on the daily sacrifice of the health care workers - responders in the field, nurses and doctors in the clinics and hospitals, who have found the will-power in the face of very real fears for their own well-being - to fight to save lives of those stricken with this cruel virus. We are a community comprised of these cumulative efforts. Together, we are the foundation with the resiliency and strength to help this community persevere through these times.



Everything we have done leading up to this pandemic laid the groundwork for our response to it. The eviction prevention fund we created within Dane County's Joining Forces a few years ago provided the template used to help stabilize housing for 13,000 individuals this summer. Building Bridges, the school-based mental health teams we debuted in 2013, are now built out to 10 Dane County school districts. Now more than ever, Building Bridges is integral in supporting young people and their families who continue to balance the emotional challenges that come with both socializing and learning at a distance. **This countywide school based mental health network ensures our young people have access to critical supports in a virtual learning environment during what is quite possibly the most challenging period for mental and behavioral health in modern history.** The focus we place on conservation - protecting lands and investing in parks and clean lakes - have afforded families safe outdoor recreation and opportunities to improve wellness away from the confined spaces in which Covid thrives. **Our parks are on track to see 1 million more visitors in 2020 than last year** – an estimated 4 million total - a new all time record. Our ability to collaborate, bringing large dairy farms and local organic growers to the same table, resulted in a partnership that's fed families and stocked food pantry shelves with locally grown goods and produce. **Thousands of pounds of food grown right here are feeding those in our community struggling during the pandemic.** Thanks to a recent contract extension with Second Harvest, we are track to put \$7 million into the food pantry network this year along with an additional \$360,000 to construct additional perishable (cold) food storage capacity at the Badger Prairie Needs Network in Verona. Our countywide Joining Forces for Families network paired with our Early Childhood Zones continues to meet families where they are at, critical safety nets even more relied on in times like this when needs are so great. The number of families seeking assistance from Dane County Joining Forces for Families tripled during the pandemic. **Thru September, JFF has helped 570 families with around 1200 children remain in housing.**



As the virus forced change in every area of our lives, altering every norm we had come to know, county government remained a constant this community could rely upon. We pressed forward with impactful, tangible work to address poverty, create opportunity, and enhance our ability to overcoming barriers. **Dane County's brand new Behavior Health Resource Center is on the verge of launching** – a communitywide connection point bridging people and families to critical mental and behavioral health services. This bold, nearly \$1 million per year support is a new county investment into the wellbeing of this community. It will serve as a model for areas like ours that seek to simplify the complicated health networks needed to access direct care. **This summer we awarded the first of \$250,000 in county grants to help five community centers start up mental and behavioral health services for the young people who frequent these centers.** Recently we launched the Dane County Ending Deaths by Despair Coalition, a group of community leaders who have come together with a shared commitment of ending the needless loss of life resulting from suicide or drug and alcohol overdoses. Coordinated by the Safe Communities Coalition – which has successfully integrated recovery coaches for real time help to those in crises – this new effort created in the 2020 budget brings



together multi-sector expertise to confront a challenge that's been exacerbated in the midst of Covid-19. The timing for this work is now. Year to date our county has seen an almost 20% increase in ambulance calls for individuals either attempting suicide or reporting feeling suicidal thoughts, according to new data from Dane County Emergency Management.

Dozens of young people took part in our driver's education program this summer with the Madison School District and the local CESA office. Since starting just a few years ago **we have now helped over 500 kids afford the education needed to drive safely**, providing them better access to employment and education. Thanks to the Urban League and Latino Academy, our latest commercial drivers' license mentoring group started work with the Dane County Highway Department this summer. In just a few short years we have provided direct gateways to employment, diversified workforces and swung open wider the doors to opportunity that all in our community deserve. The same goes for our multi-year collaboration between Dane County Parks and Operation Fresh Start with Dane County's Conservation Crews I first created in 2014. We doubled that effort in recent years and **we have created two separate Conservation Crews, providing pathways to employment and helping dozens of young people develop job and social skills.** Given the challenges of poverty we see so clearly in many of our neighborhoods – in both communities big and small – it's clear we can do even more to help create opportunity and in turn reduce disparities.





With that in mind, my 2021 budget expands our successful conservation and job skills training work with Operation Fresh Start (OFS), infusing more direct investment into workforce development and job training. I'm putting \$50,000 in the budget, part of a partnership to create a new "conservation graduate" crew that will work across the community, readying them for potential careers with Dane County Parks and other forestry, landscaping, agriculture, and conservation related employment fields. This new \$200,000 project teams money from the County, City of Madison, Groundswell Conservancy, and Madison Audubon Society. The Conservation Graduate crew will include a professional supervisor and five individuals who successfully completed the Operation Fresh Start Conservation Crew program. Members of the new crew will represent the diverse, underserved populations of OFS. They will receive the experience and training necessary to pursue a career in the green industries of conservation and forestry. The program will include rigorous training, designed to replicate industry work place standards with a focus on advanced field instruction in the area of fire management, the proper use of power equipment, tree planting and pruning, and trail building techniques.



**This summer I announced a new partnership with the Urban League of Greater Madison to help bring the vision of a minority owned business incubator to reality.** A similar project in Milwaukee County, known as Sherman Phoenix Project, helped jumpstart economic opportunities for communities of color, providing a much needed sense of place and ownership for members of the Black community. We believe in doing what works and has proven effective. Teaming with the County Board, we amended our budget just a few months ago to re-purpose \$100,000 so the Urban League could hire a project manager to launch this similar effort here. In just a couple of months great momentum has built for this project. As County Executive, I believe it's critical we "go bold" and demonstrate decisive leadership when opportunities like this emerge to address disparities and improve economic justice. In working with Dr. Ruben Anthony, I'm including \$2 million in my budget so when the Urban League finds the right location for this project, county government will provide the funds to acquire that property and get this business hub going on the South Side of Madison. Projects like this will not only directly address disproportionate unemployment and underemployment rates among African Americans in this community, it's also the ideal project for the new economy that will emerge

after the Covid-19 pandemic. It's a direct investment in creating opportunity for minority entrepreneurs looking for a means to start their business dream.



Madison's Black Community needs more than economic opportunity. It also needs a central place to gather, network with fellow Black professionals, and celebrate culture. **My budget includes \$810,000 to help organizers pursue and acquire land on the south side for the Center for Black Excellence and Culture.** Reverend Dr. Alex Gee and other community partners will celebrate the heritage and advance the future of Dane County's Black community. This

development will foster a sense of community and family, celebrate and teach about impactful Black culture, help nurture and

develop Black business and community leaders, connect employers with talented Black professionals, and most certainly become a new cultural landmark along the Beltline corridor. I'm grateful for the work of Reverend Gee and others in pursuing this vision, another progressive step forward in our community's conversation about improving diversity, equity, and opportunity.

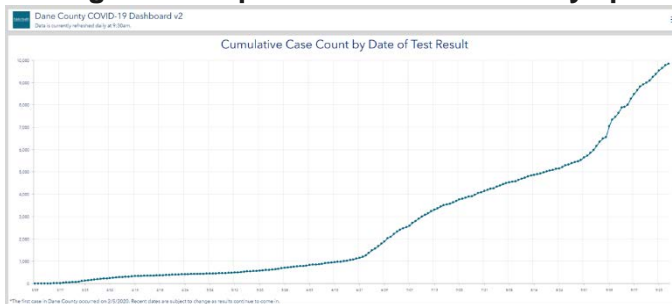
## **Pandemic Response and Recovery**

At the outset of this pandemic we set forth with the resources at our disposal to try and mitigate the economic and human harm of Covid-19. We fed people and created markets for local growers. We prevented thousands of evictions, provided safe housing for the homeless, bolstered the bottom lines of child care providers and infused much-needed dollars to help keep our struggling small businesses afloat. These initiatives were timely, bold, and effective. **Our rates of eviction actually declined this year compared to 2019** and countless small business owners have recognized the effort led by Dane County and Dane Buy Local to mitigate the severe losses being felt across the country on "Main Street." We know when it comes to this pandemic we have much work yet in front of us. County government marshaled an unprecedented response when the chaos of Covid-19 hit our community. We know eventually that our around the clock work will transition from response to recovery. While that juncture may be a ways off, it's important we prepare now for what we think the coming year might bring.



It's worth noting that to date we have yet to experience a major Covid outbreak in a homeless shelter setting; an incredible achievement given this higher risk population. We know given the continued rapid spread of this virus and with colder weather months ahead the risk of infection will only continue to increase in congregate settings. That's why my budget includes \$9 million to ensure those who face homelessness will continue to have hotel rooms for safe respite. These dollars should allow us to keep homeless individuals in a safe environment through June of 2021. As of late September, we have over 360 people housed in Dane County hotels. Agencies the county partners with to assist these families and individuals report the expanded hotel shelter operation has improved stability and connection to critical services. Since the pandemic response started over six months ago, 77 households have transitioned from hotels and shelter into permanent housing and they're now better connected to behavioral health supports, long term case management, health care and employment.

## **Throughout this pandemic we have always prioritized the public health, safety, and wellness of our citizens – even when**



**difficult.** Some of the steps we have taken to minimize spread of illness offered unforeseen advantages that give us reason to explore continuing them even once the pandemic eases. This spring we moved quickly to adopt remote work policies and procedures so those in our workforce who could work outside the office had the ability to do so. While originally done to help promote social distancing, these strategies also help reduce greenhouse emissions and potentially avoid recurring capital expenditures to expand county office buildings. I'm including \$150,000 in the budget to evaluate the feasibility and

benefits of longer-term remote work assignments and in turn develop a comprehensive plan for that means for the county's space needs moving forward. Technology kept our people safe this year. In the future it may help keep our capital borrowing for building projects in check. I'm also including \$2.5 million in the Department of Administration budget so we can continue to meet time sensitive needs related to the pandemic. These dollars will allow us to acquire personal protective equipment and cover the ongoing expenses associated with contact tracing and testing.

One of the great attributes about our county is our vibrant and diverse local business community. These folks have endured a lot in this pandemic. Closures, restrictions on capacity and other steps to prevent illness took their toll. **Our Dane County Small Business Pandemic Assistance grant fund infused over \$10 million into hundreds of local small businesses.** I am hopeful that further stimulus assistance from the federal government in the coming weeks will enable us to provide more direct support to struggling small businesses. I could not be more grateful for Colin Murray and his team at Dane Buy Local with their work to review thousands of applications for this program and award dollars to businesses that represent the fabric of our many diverse communities.

**We were among the first places in the entire country to do this.** Despite our nationally leading efforts, these businesses face a long, challenging road back from this pandemic. To help support them, I'm including \$50,000 in the budget for the regional economic development entity MadRep to assist with Covid business recovery. It will survey local businesses on needs as the pandemic evolves and use that information to inform business retention and start-up work. MadRep is uniquely positioned to help lead on this. The organization is applying to the state for \$10 million in revolving loan dollars to support what will no doubt be a challenging several months ahead yet for our businesses and the economy they support.



This pandemic has been taxing on all of us. Those with mental and behavioral health challenges have disproportionately suffered and there's been a startling subsequent increase in the occurrences of overdoses and other unhealthy behaviors of last resort. Year to date, ambulance agencies in our county have seen a 33% increase in the number of 911 emergencies involving substance abuse. From January 1st until this week, there have been 61 days this year in which there were 10 or more ambulance responses for an overdose or severe intoxication. In the same time frame a year ago, that happened 18 times in those nearly 9 months. There's no doubt there's a direct correlation between this data and emotional turmoil brought on by this pandemic.

We also know the long-term mental health and addiction recovery needs in this community will long outlast the Covid-19 pandemic. Recognizing this, **I'm including \$500,000 in the budget to partner with the organization "Restoring Roots" on a new multi-unit development to provide stable housing and recovery services to those who struggle with addiction.** The



fight against this scourge doesn't fall into prescribed 30 or 90 day windows but instead success happens with sustained, time intensive work from advocates and those with lived experiences walking side by side those who struggle. Long term housing with wraparound services like job training and other life skills offer a path back to those who find themselves in the long, dark hallways that come



with addiction. I'm hopeful the county's contribution to jumpstart this collaboration spurs others to join in and bring this estimated 50-unit recovery house project to completion.

In this budget I'm also recognizing that our work to protect vulnerable populations from this pandemic is far from over. I'm including \$1 million so our Badger Prairie Health Care Center can complete construction of a new isolation room in the event a resident of the facility should test positive for Covid-19. CARES funding will cover the ongoing initial design work for this project to convert Badger Prairie's therapy gym into a Covid care area. That space has the infrastructure needed to serve as an isolated specialty care area for residents and – should the need arise - help keep employees separated from the rest of the nursing home staff and residents, consistent with CDC guidelines. Science continues to suggest Covid will be around for quite some time yet and this project meets the imperative of having a designated, separate area to care for our most vulnerable residents.



Covid has also reminded us the value of a cohesive, well coordinated emergency response system. Before this pandemic even fully arrived, **Dane County Emergency Management convened an expanded emergency operations center (EOC), bringing together schools, social services, health care, and other critical sectors to the same table to plan and prepare.** We approached this public health emergency as one community, addressing challenges and sharing ideas with the broadest cross section of EOC participants ever assembled. We met an unprecedented crisis with an unprecedented response. On so many occasions in recent years with flooding, tornadoes, and other unpredictable events with wide scale



community impact, Dane County Emergency Management has served us all capably and professionally. Prior to the pandemic, the county acquired a former Fitchburg Fire Station to be the new home of our Emergency Management offices. County staff worked with a design firm this year to determine what modifications are needed for that building to allow our Emergency Management team a state-of- the-art Emergency Operations Center. I'm including \$4.4 million in this budget for the needed upgrades to the new home of Dane County Emergency Management– a substantial upfront investment for a county agency that yet again more than demonstrated its capabilities this year under the direction of Chief Charles Tubbs.

## Human Services

Our community is not immune from the challenges posed by poverty, addiction, and mental illness. That's why every one of my budgets to date has bolstered efforts to address these areas. One year ago we set out on our latest venture - development of a brand new Behavioral Health Resource Center (BHRC). Designed to address the difficulty in navigating behavioral and mental health care, this brand new, fully county operated and funded Center is now only weeks away from beginning operations. My 2021 budget includes over \$900,000 – all county dollars - to cover the full cost of staffing this facility with clinically licensed behavioral health resource specialists, case managers, and a peer support specialist. The Center was designed over the past year through a partnership with mental health providers and hospitals. It will be located at 818 West Badger Road, sharing a building with Dane County's Restorative Court, Joining Forces for Families and Immigration Affairs.



Staff at the BHRC will be responsible for directing people to the right level of care at the right time and for assuring so-called “warm handoffs” across behavioral health care systems. Essentially, they will facilitate seamless transfers of care between two entities where the referring service provider assures a person is engaged with the provider being referred to. Staff will identify and mitigate barriers for those accessing care through a person-centered approach. Peers will walk alongside people to provide a more supportive experience.



This project came about thanks to input and work from behavioral health care providers, insurers, and other stakeholders. Access Community Health, Chrysalis, Group Health Cooperative, Journey Mental Health Center, NAMI Dane County, Quartz, SSM Health, Tellurian, UnityPoint Health, UW Health, the UW Medical Foundation, Veterans Administration, and the Wisconsin Department of Corrections all participated in Dane County's Behavioral Health Resource Center Workgroup, led by Human Services Director Shawn Tessmann. This unprecedented partnership across the private and public sectors will improve access to behavioral health services and most importantly, patient outcomes.

Before our one-of-a-kind facility is even fully online, this budget takes the next step at even further bolstering our service commitment to those who struggle with mental illness. In conjunction with the County Board of Supervisors, **I'm including \$300,000 to study the feasibility of developing a Behavioral Health Triage and Restoration Center that will not only be another bold step at improving mental health care in our community but also offers our next innovative effort to continue reforming the criminal justice system, reducing recidivism, and in turn the jail population.** A triage and restoration center would provide services to address mental health challenges both inside and outside the criminal justice system. It will not only help divert those in a behavioral

health crisis away from jail or emergency rooms but also provide a place to safely stabilize the situation at hand while providing resources and mental health supports. Prior to such a facility coming together, it's important the county identify how such a center could work and the types of partnerships needed to make it feasible. This type of bold next step in the community's mental and behavioral health care will take partners to become reality; the City of Madison, hospitals, and health care systems will all need to actively participate. Such a facility would ease challenges for local law enforcement and also hospital emergency rooms, making it critical they're included in the collaborative dialogue necessary but also share in the financial commitment to ensure a successful operation.

Our community continues to see increasing challenges with access to affordable housing. Since starting the Dane County Affordable Housing Fund in 2015, we have allocated over \$18.7 million to projects across our county that have supported almost 1,500 affordable housing units and 1,669 housing units overall. This year's fund distributed almost \$4.5 million, supporting the proposed creation of over 323 units of new, more affordable housing. As we saw this summer with how quickly our Pandemic Rent Assistance Fund – which awarded over \$10 million to help tenants teetering on the brink of eviction - the need for housing stability in this



community is only increasing. As Covid-19 permeates 2021, its economic fallout will only become greater. Affordable housing will be more challenging to come by as the number of families struggling to keep up rises. I'm including \$6 million in this budget for our 2021 Dane County Affordable Housing Fund. This will help build new housing projects across the county, including the City of Madison, creating opportunities for the growing number of families in need. This budget maintains the county's rent assistance efforts through Joining Forces For Families that I started and increased in past budgets. Additionally, we will continue to aggressively pursue every avenue possible to secure additional federal dollars to bolster the expanded eviction prevention efforts we launched this summer. A change in vision, leadership and coordination from our nation's Capitol is long overdue as all communities struggle to meet the economic needs arising from this pandemic.

This budget continues county government's commitment to protecting those who struggle with homelessness. Our Day Resource Center provided much needed respite in the midst of the pandemic. The Warner Park Community Center was opened as extra shelter space. When the pandemic wanes, this community will face a renewed conversation about how to best provide night shelter for our homeless population. Existing shelter capacity has reached a threshold where more needs to be done. Recognizing this, privately led efforts have sprung up in the past year about how to best address this need as a community. **Dane County will proudly partner in this work and serve as the primary capital contributor for purchasing the property and subsequent redevelopment for the most appropriate entity that steps forward ready and able to operate a new night shelter.** A \$3 million county grant awaits the best partnership that comes together to meet this need in our community. The Day Resource Center is a model of the good that's possible when public, private, and non-profit entities work together. We can do it again to meet the needs of those who struggle having a place to sleep at night. As we have seen in the past, big projects like this only work when trusted, effective partners come together.

My 2021 Human Services budget totals \$239,497,599. Similar to years past, this comprises the largest share - almost half - the total of the entire county budget. This safety net served us well this year and remains an area of pride and strength as we head into the continued unknowns of the months ahead.

### **Climate, Renewable Energy**

In any given year, running out of names for hurricanes and apocalyptic images of western wildfires would have more than enough to compel a genuine national conversation about the rapidly advancing impacts of climate change. Similar to Covid-19 however, **willful denial of climate change does nothing to correct course on a deteriorating reality**. The continued lack of leadership on this issue from our nation's capitol has left states and local units of government like us here in Dane County with the imperative to act. **This year, we issued the Dane County Climate Action Plan, a comprehensive report detailing the work we as a community can focus on to make a difference**. This is a blueprint to reducing carbon emissions and renewing focus on energy efficiency and conservation that will serve the public, private, and non-profit sectors to contribute to this shared priority. **Dane County government continues to be a national leader on combatting climate change**. From our renewable natural gas (RNG) plant at the Dane County landfill that turns waste into clean burning vehicle fuel, to our community farm dairy digesters – one of which is now generating renewable fuels manure and bringing it to our county RNG plant – **our record to stem the effects of climate change is among the most progressive in the country**. The budget converts more of our highway department fleet of diesel burning trucks into those that run on compressed natural gas. In just a few years we have deployed dozens of these trucks, reducing diesel emissions and serving as a model for how even large vehicle fleets can both keep the public safe and improve air quality.



As this budget is introduced, Dane County's path to being 100% renewable is coming into clearer focus. We are now only months away from accomplishing this feat; one that others have charted courses to completing in the coming decades. **Our airport solar project is on track to being online in the coming weeks, generating enough electricity to power 1,700 homes**. The renewable electricity from this new project will reduce greenhouse gas emissions in an amount equivalent to the emissions produced by over 5,000 cars or the burning of 14,000 tons of coal per year. Footings have been poured, racks constructed and in the coming weeks panels will be mounted. This 9 megawatt project is set to be fully operational in mid-December. Consistent with how we lead, as one major project is coming to completion, another is just beginning. As this budget is **introduced the county is actively working to complete plans to convert over 100 acres of county land into a new large-scale solar development**. The county will lease land for this project next to our East District Campus (across from the landfill) in the Town of Cottage Grove and then acquire renewable energy credits from this new solar field. The project is expected to generate 14 megawatts of electricity – enough energy to power 2,650 homes but more importantly gets county government on the brink of producing a near equivalent amount of energy as we consume. This is our boldest step in our aggressive pursuit to offset what we use. Yet again, we are leading by example. Each unit of government could make publicly owned lands available for large-scale




renewable energy projects to help contribute our piece toward improving the challenges facing the Earth's climate. It's the same reason why even residential conversions to prairie grasses and flowers are helpful. If we all do a little, the result can be a lot. This is why this summer's first blooms of a new prairie the county seeded atop now capped sections of our landfill was so impactful. Those flowers brought more than joy through their natural beauty. They also marked the dawn of a new era for what was once a waste disposal site but one day soon will have walking trails for the public. This initial landfill prairie restoration covered 40 acres, the first step in a symbolic but important transition of these lands.

### **Conservation, Water Quality**

This year, perhaps more than any other, we saw firsthand the direct benefit of conserving lands and creating outdoor spaces for families to recreate. Since the very early days of this pandemic Dane County parks and trails have been some of busiest places to be. Our dog parks have never been more popular. The Lower Yahara River trail and its scenic overlook bridge was a destination for moms, dads, and kids both on foot and bike. Our natural resource areas were everything from launching points for canoes to just a place to safely catch some fresh air. The return on our investment into these lands and the water that flows thru it couldn't be clearer. **Because of what we have accomplished, thousands of acres will be protected for generations to come, offering close to home escapes for all ages looking to get out and re-connect with the world around them.** This continued focus on land preservation has the added benefit of further reducing our carbon footprint.

To that end, my budget expands on a couple of our successes. Two years ago I started the Dane County Continuous Cover program in the budget. Its goals were simple - improve water quality, preserve lands from the ongoing pressures of development, reduce run-off, and help mitigate the effects of climate change. To date, we have protected close to 700 acres in 22 townships in short order. Converting to grasses and pollinator habitat has reduced phosphorus run-off into our waters by over 1,700 pounds a year. A pound of phosphorus grows 500 pounds of algae so this innovative effort isn't just a win for land conservation. Interest in this program by farmers and rural property owners continues to outpace available funding. Therefore, I am increasing funding for the Dane County Continuous Cover program next year (\$1.75 million) to help willing property owners preserve our landscape and better protect our valuable waters.



Our shared conservation values make our network of trails and parks such an integral component of our quality of life. In a year full of strife, our community needs an exciting project that helps us all better immerse ourselves out in the world around us. That's why I believe the time has come to build the second phase of the incredibly popular Lower Yahara River Trail. The bridge and boardwalk that connect Lake Farm County Park with the Village of McFarland have become a family destination for the entire region. **This budget includes \$6.5 million for construction of the second phase of the Lower Yahara Trail from Fish Camp County Park to Lake Kegonsa State Park.** Plans and

permits for this project are on track to be done by spring with construction bids slated for release later next year. The day is nearing when you will be able to hop on a bike in downtown Madison and pedal straight to Stoughton along a route of unrivaled scenic beauty. Another trail project the county continues to make steady progress on is the North Mendota Trail project adjacent to Highway M near Waunakee and Westport. To date, Dane County has invested over \$1.3 million for the planning and development of a segment of the trail between Highway M and Woodland Drive and Governor Nelson State Park. Constructed in 2019, this segment includes over 1600 feet of elevated boardwalk and a 100 foot clear span bridge over Six Mile Creek. The new section of trail provides an off-road option in an area that frustrated many cyclists and families for years due to a lack of safe riding alternatives. The 2021 budget includes \$350,000 to continue development of the trail through Governor Nelson State Park and funds to plan for a future trail connection that eventually leads to Mendota County Park.

I am funding several other important trail and outdoor projects in this budget:

**\$150,000 for the Walking Iron Trail.** Dane County is pleased to continue partnering with Sauk County on the feasibility, planning and design of a multi-use trail bridge across the Wisconsin River. The counties worked together in 2019 and 2020 on a study to determine the feasibility of constructing the bridge. 2021 funding will be used for further analysis of the Wisconsin River channel and existing railroad bridge crossings. The bridge, when constructed, will link the Village of Mazomanie to Sauk City. In addition to the two counties, the WI DNR, WI DOT, the Wisconsin River Rail Transit Commission and the Wisconsin and Southern Railroad Company are involved with the project.



**\$100,000 for the Ice Age National Scenic Trail at the Ice Age Junction Natural Resource Area.** Dane County, City of Verona, Ice Age Trail Alliance and the Southern Chapter of WI Trout Unlimited worked together 2019 to start restoring a segment of Badger Mill Creek and adjoining wetlands. The project includes realigning of a segment of the Ice Age National Scenic Trail, which has suffered from wet and muddy conditions.

**\$500,000 for the PARC & Ride Grant Program.** PARC & Ride grants support development of regional bicycle trails that are identified in the [Dane County Parks & Open Space Plan](#). Funds are awarded to local units of government and nonprofit organizations. Eligible projects now include bicycle playgrounds – an outdoor space designed to offer a variety of features and fun obstacles that safely build cycling confidence.

Additionally, we will continue our multi-year restoration of the 20-mile-long Cap City Bike Trail next year with engineering work to identify long term solutions to preventing flood damage the trail experiences near the Badger State Trail overpass. 3,500' of pavement was restored in 2020, from Seminole Highway west toward the bicycle roundabout. The restoration of this segment includes raising portions of trail that have had chronic flooding and ice build-up. All told, Dane County refinished over 8.5 miles of the Cap City Trail in 2018 and 2019, improving safety for all users.



**We continue to make important progress with our multi-million-dollar effort to reduce flood risk along the Yahara Chain of Lakes.**

Sediment removal that started in the river channel this summer is designed to improve flow, moving rainwater that currently sits in our lakes for weeks thru at a steadier clip. This year's work is focusing on the area between Lakes Monona and Waubesa and is expected to be complete this fall. When this phase of work is done, the river will be 2-4 feet deeper and 40,000 cubic yards of sediment will be removed.

While we have been fortunate this year to avoid sustained high water events on our lakes, we are moving forward expeditiously to keep this project going given the unpredictability of climate change rains. Dane County purchased its own dredging barge and equipment this year, which is due to arrive this month (October). It will be deployed next summer as part of the second phase of our flood risk reduction work and focus on areas downstream of Lakes Waubesa and Kegonsa. There is over \$6 million in the budget for this work to stay on track next year.

We learned of the virtues of hydraulic dredging for flood mitigation because of our experience with Dane County's "Suck the Muck," which continues to remove phosphorus from river and stream beds that otherwise finds its way into our lakes. Sediment removal was completed this summer on 8/10s of a mile of section of Token Creek. **20,000 tons of phosphorus laden sediment was removed!** Additional restoration work was done to reduce erosion along the creek, slowing the return of new sediment into the water. Our next stop with this multi-year project is Six Mile Creek in the Town of Westport in an area known as Mary Lake upstream of Woodland Drive. Samples taken from sediment there have shown high levels of algae growing phosphorus so it's on track to be removed next summer. Bids on this next phase of "Suck the Muck" will be released this fall. At that point, we will move to the next phosphorus "hot spot," incrementally chipping away at one of the primary contributors to algae growth in our lakes. I'm including over \$9.1 million in this budget to keep this pioneering work going in 2021.



Our Urban Water Quality Grant program continues to be an effective tool at tackling phosphorus and other runoff from more urban sources. **We awarded almost \$1.1 million in county funds this year to Middleton, Fitchburg, Monona, and Verona for projects that will remove over 85,000 pounds of sediment and 173 pounds of phosphorus annually from runoff before it enters local rivers and lakes.** Each year - even ones as chaotic as this - our Department of Land and Water Resources makes important progress in our quest to clean our local waterways. The work we are doing is making a difference. The budget includes \$2.7 million for us to continue improving storm water runoff with communities in 2021.

Let me take a moment to recognize the work of our parks' staff and all they do – often without much fanfare – that contributes to the quality of life we so deeply appreciate. The Dane County "Get Outside" program I launched a year ago helped kids ages 5-14 learn how to fish this summer at the Jenni and Kyle Preserve. The program took kids out on bikes on the Lower Yahara River Trail and even helped learn a little disc golf. Staff teamed with the Boys and Girls Club for a five-week virtual environmental leadership series that encouraged two hours of outdoor time a week for young people. Dane County Parks staff managed 54 habitat restoration projects covering 530 acres this year. 150 acres were planted to restored prairie. Seed from our parks prairies was donated to partners this year - enough to cover 20 acres. Staff distributed 4,900 free native plants to 32 school and community groups. Since starting in 2016, this program has provided more than 15,000 plants to 86 different groups across the county.



We have a thriving community, with a high quality of life in large part because of the continued priority we place on having a first rate system of parks and natural resource areas. **Park permit sales were up considerably in this year of Covid. We saw enormous growth in the number of daily permits for lake access, mountain biking, and disc golf. Our community found refuge from this pandemic in our parks in record numbers.** Construction started this summer on our newest dog park at Anderson Farm County Park. We acquired 160 acres in the Town of Verona where Badger Mill Creek and the Sugar River intersect for important stream restoration work and new public access for fishing and canoeing. Comparable to the opportunities presented when we acquired a farm last summer to expand the Pheasant Branch Conservancy, **our investments in conservation right now have the dual benefit of preserving the finite resource of land but also the opportunity to improve water quality and recreational access.** Restoration work is already underway on the land we acquired adjacent to Pheasant Branch last year with a new basin to trap sediment and runoff now being constructed. **All told, we permanently protected over 600 more acres of land in 2020.** My budget for 2021 includes \$4 million for the Dane County Conservation Fund and an additional \$1 million for the Flood Risk Reduction Fund which is used to acquire properties that can help mitigate flooding.

### How it All Came Together

The events of this year show the importance of budgeting diligently. All of our efforts in recent years to right-size expenditures and revenues with projections based on actual experience allowed our county reserve - or "rainy day fund" - to grow to its highest level ever. That put us in a better position for even the extremities of this year. That said, the revenue we have set aside over the years is finite and overdrawing on it today could well lead to more challenging budgets ahead, especially since this pandemic is running on its own timeline. Continued prudence and balance are our best approach. These budget fundamentals prevented us from having to make the deep service cuts that so many other units of government are now facing. Even 5% reductions to our human services or other vital programs would have had devastating impacts in the lives of real people, at a time when those services are needed most.



This is not something I can support. While my budget is uncharacteristically light on new policy initiatives compared to previous spending plans that I've introduced, my focus is placed squarely where it needs to be: protecting what we've worked so hard to establish. Deep reductions to critically needed services that comprise our safety net would be counterintuitive to what our community needs right now.



struggle with homelessness safe.

There's little doubt when it comes to revenues counties depend upon, when it rained in 2020, it poured. Sales tax collections are on track to end the year down almost \$12 million. Additional revenues that county departments like the Henry Vilas Zoo, Alliant Energy Center, and those collected by the Dane County Treasurer's Office have all declined this year; a direct result of the economic fallout from Covid-19. All of it adds up to millions in fewer dollars for county services. My budget offsets these short term losses through use of our rainy day fund. These reserve fund dollars will sustain county government services largely as we know them for 2021, continuing our robust commitment to our community. Dollars from our human services reserves will go to sustain our hotel housing for hundreds of homeless individuals deep in 2021. Transitioning this population back into the shelter setting in the middle of winter and a global pandemic would undermine the great progress made to this point at keeping those who

This budget buffers both the services we provide and the people (staff) who provide them from the greatest financial losses county government has experienced since the national Great Recession nearly a decade ago. Unlike then, this budget has no across the board wage reductions or furloughs.

County staff and the agencies we partner with have been part of this community's front-line response and will continue to be relied upon as this pandemic continues. Now is not the time to reduce their economic stability. This is why our recent extension of the county's health insurance agreement is so critical – it provides the county cost certainty and our employees and families continuation of relationships they have established with their current doctors. Upending the doctor/patient relationship for thousands of county workers and their families in the midst of the pandemic was untenable. I'm grateful for the work of my administration and Dean Health Plan to reach agreement on an extension. Steps such as furlough days or even rolling back a year's worth of wage reductions could have saved this budget upward of \$5 million and reduced the extent to which we dip into our reserves. To me the prospect of those savings, while significant at a timely juncture, would have been entirely inconsiderate of the difficult work our staff faced this year. Again, our budgets put people first.



Any changes I made to the 2021 operating budget are funded through existing revenues. Reserve fund dollars were not used for my budget initiatives. I chose to re-allocate existing dollars already in our budget over spending down the reserve fund even further given we don't yet know the full impact of this pandemic. Should the prognosis of a deeply challenging fall and winter emerge as forecasted, our economy could experience another deep lull, re-creating the need to have a healthy reserve fund when we sit down to do the 2022 budget a year from now. I would encourage the County Board to also consider this template for any amendments.

Increases in spending without a way to pay for them will deplete our reserve at an inopportune time, potentially jeopardizing our bond rating and ability to manage future deficits we should anticipate as a result of Covid.

My 2021 operating budget totals \$615,541,049. The capital budget is \$71,649,300. The budget includes a levy increase of 3.4%, increasing taxes on the average home by \$30.18.

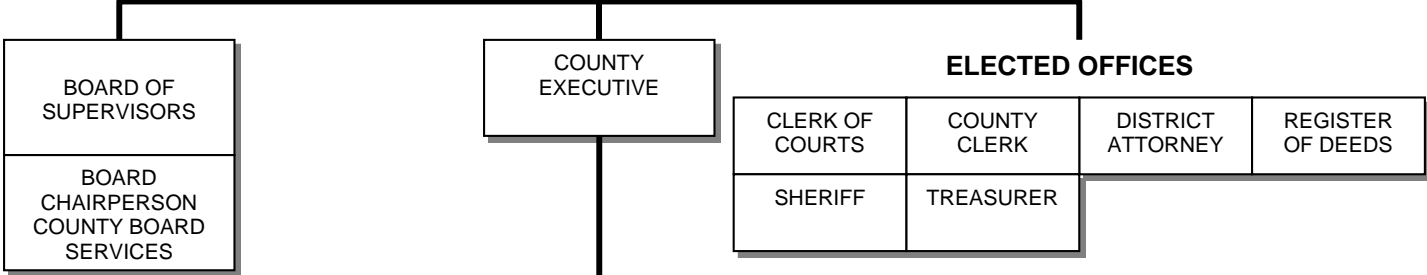


This budget was deeply challenging, in the midst of what has been an incredibly difficult year for all of us, at every level. I am grateful for what everyone has done - regardless of scale - to help neighbors and friends through this period. As we have done through floods, storms, fires and more, as a community we come together and rally. We still have a lot of work in front of us with this pandemic. For all the unknowns, there are also things we do know. We know we will push thru the struggles ahead and emerge stronger. This is something I've referred to in the past as "The Dane County Way." This sense of who we are as a community has been so visible this year. We see it in the acts of self-sacrifice, the gift of time, and even just an ear to listen. It's evident in every meal delivered, medicine or groceries picked up for a neighbor, the kindness of strangers, and unseen smile on the other side of a facemask as we pass on the sidewalk.

We have done a lot of difficult things, but we have done them as one. Our hope, compassion, and thoughtfulness will light whatever darkness lies in the road ahead. We know there will be detours and even some ravines. Still, in my 59 years of living in this community I know our resiliency will carry us through to the other side of this generational moment. Regardless how much longer this difficult journey lasts or what the coming days bring, we know we have a county government that's capable and committed to its people and this very special place.

**ORGANIZATION OF DANE COUNTY GOVERNMENT**

**CITIZENS**



**STANDING COMMITTEES**

Executive	Personnel & Finance	Health & Human Needs	Public Protection & Judiciary
Environment, Ag & Natural Resources	Public Works & Transportation	Zoning & Land Regulation	

**COMMITTEES OF THE COUNTY BOARD**

	City-County Liaison	Land Conservation	University Extension	
--	---------------------	-------------------	----------------------	--

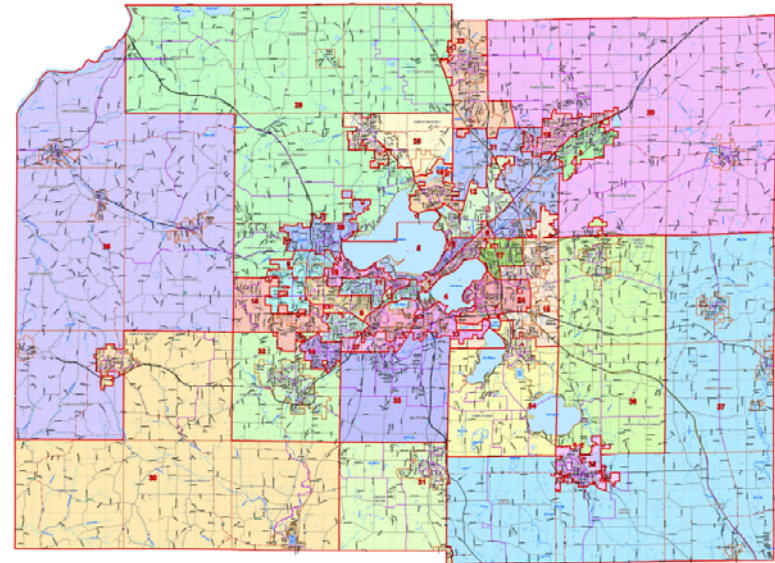
**BOARDS & COMMISSIONS**

Aging and Disability Resource Ctr. Governing Board	Airport Commission	Alliant Energy Center Commission	Area Agency on Aging Board	Board of Adjustment	Board of Health for Madison and Dane County	Civil Service Commission	Commission on Sensitive Crimes	Commissioners of Condemnation	Community Development Block Grant Commission	Criminal Justice Council
Cultural Affairs Commission	Commission on Economic and Workforce Devel.	DaneCom Governing Board	Emergency Medical Services Commission	Employee Mgmt. Insurance Advisory Committee	Environmental Council	Equal Opportunities Commission	Ethics Board	Food Council	Henry Vilas Zoo Commission	City/County Homeless Issues Committee
Housing Authority	Human Services Board	Lakes & Watershed Commission	Land Information Council	Library Board	Living Wage Review Council	Local Emergency Planning Committee	Long Term Support Committee	Metropolitan Sewerage District Commission	Monona Terrace Convention & Community Center Board	Office for Equity & Inclusion Advisory Board
Park Commission	Poverty Commission	Public Safety Communications Advisory	Solid Waste & Recycling Commission	South Central Library System Board	South Central Wisconsin Rail Transit Comm	Specialized Transportation Commission	Tree Board	Veterans Service Commission	Wisconsin River Rail Transit Commission	Youth Commission

**DEPARTMENTS**

Administration	Airport	Alliant Energy Center	Corporation Counsel	Emergency Management
Extension Office	Family Court Services	Human Services	Joint Board of Health	Juvenile Court Program
Land & Water Resources	Land Information	Library Service	Medical Examiner	Office for Equity & Inclusion
Planning & Development	Public Safety Communications	Public Works, Hwy & Transp	Veterans Service	Henry Vilas Zoo
Waste & Renewables				

**DANE COUNTY, WISCONSIN**

**PROFILE OF DANE COUNTY GOVERNMENT**

Dane County government provides many functions and services for its 543,398 citizens through over 2,500 elected and civil service employees. The County acts as an agency for the State of Wisconsin to enforce both state and county laws for the protection of its citizens' livelihood, safety, health and welfare, and property.

The Dane County Board of Supervisors establishes policies for the County. Supervisors are elected from each of the County's 37 supervisory districts (see map above) in the spring of even numbered years. As the County's legislative body, the County Board also approves county ordinances, levies taxes, and appropriates funds for all county services.

The Office of the County Executive was established in 1972 to act as the Chief Executive Officer of the County. The County Executive is a countywide elected position that serves a four-year term, with elections in the spring.

In addition to the County Board and County Executive, there are six elected County officials whose offices are established by the constitution of the State of Wisconsin and who are elected in the fall of every even numbered year.

**DANE COUNTY, WISCONSIN**

### **PROFILE OF DANE COUNTY GOVERNMENT (continued)**

These offices are the Clerk of Courts, County Clerk, District Attorney, Register of Deeds, Sheriff and Treasurer. Elected officials serve as the head of their respective agencies and carry out the policies established by the State Legislature, the County Board, and the County Executive.

In addition to the six elected officials, Dane County has numerous appointed department heads that administer County, State and Federal regulations specific to their departments. These departments are Administration, Airport, Alliant Energy Center, Corporation Counsel, Emergency Management, Extension, Family Court Services, Human Services, Juvenile Court, Land and Water Resources, Library, Medical Examiner, Office for Equity & Inclusion, Planning and Development, Public Safety Communications, Public Works, Highway and Transportation, Veterans Service, Waste & Renewables, and the Zoo.

The Dane County Regional Airport plays a vital role in meeting the transportation needs of the Dane County area, as well as striving to enhance the community it serves. Every year, more than a million passengers use the airport. Commercial air service includes Delta, United, Frontier, American, and Sun Country. Typically more than 100 commercial planes depart and arrive the Dane County Regional Airport on an average day.

The Alliant Energy Center is a state-of-the-art convention and exposition center, situated on a landscaped 160-acre campus. The multi-use buildings that comprise the Center campus are home to nearly 500 events a year, including professional and amateur sports, concerts, family, trade and consumer shows, agricultural events, conventions and other activities such as the World Dairy Expo. These events typically draw more than 1,000,000 visitors annually. Among the buildings on the campus are the 255,000 square foot Exhibition Hall, the 290,000 square foot New Holland Pavilions, and the 10,000 seat Veterans Memorial Coliseum. The Center campus also includes 5,800 paved parking stalls.

Badger Prairie Health Care Center is a 120-bed, 24-hour nursing facility that provides care to residents paid either through public assistance or private resources. Badger Prairie is an important link in Dane County's health and long-term care systems for older adults and adults with disabilities. The nursing facility, which is operated by Dane County Department of Human Services, provides services and treatment to adults with behavioral emotional or psychiatric disorders that keep them from living with their own families, in the community or in other nursing homes.

## **DANE COUNTY, WISCONSIN**



# I. LIST OF OFFICIALS





**LIST OF OFFICIALS**

**JOE PARISI  
COUNTY EXECUTIVE**

**ANALIESE EICHER, CHAIR  
COUNTY BOARD OF SUPERVISORS**

**Blaire Adkins  
Richelle Andrae  
Kristen Audet, Second Vice-Chair  
Mike Bare  
Carousel Andrea Bayrd  
Jerome Bollig  
Yogesh Chawla  
Carl Chenoweth  
Ann Degarmo  
Michele Doolan  
Patrick Downing  
Elizabeth Doyle  
Chuck Erickson, First Vice-Chair  
Anthony Gray, Sergeant at Arms  
Elena Haasl  
Holly Hatcher  
Alex Joers  
Tim Kiefer**

**Richard Kilmer  
Dorothy Krause  
Jeremy Levin  
Maureen McCarville, Sergeant at Arms  
Kate McGinnity  
Patrick Miles  
Steven Peters  
Teran Peterson  
Melissa Ratcliff  
David J. Ripp  
Michele Ritt  
Paul Rusk  
Andrew Schauer  
Sarah Smith  
Sheila Stubbs  
Julie Schwellenbach  
Matt Veldran  
Heidi M. Wegleitner**

**DANE COUNTY, WISCONSIN**



**DANE COUNTY, WISCONSIN**

## II. MISSION STATEMENT



**MISSION STATEMENT**



Dane County government strives to provide high quality and efficient public services that respond to public needs and treat every individual with respect and dignity. Consistent with state statutory authority, county services promote health, welfare and safety for all Dane County residents. Services are provided in the areas of general government, public safety, courts, highways and transportation, health and human services, recreation and education, conservation, and economic development.

**DANE COUNTY, WISCONSIN**



**DANE COUNTY, WISCONSIN**

## III. INTRODUCTION





### INTRODUCTION

#### A. SCOPE OF THE OPERATING BUDGET

This section of the document represents the operating portion of the Dane County financial plan for 2021. It explains the operating budget in terms of programs, their missions and descriptions; provides financial perspectives for expenditures, revenues, and fund statements; and contains other relevant information. Formal authorization of expenditures and revenues is expected to occur through adoption of an Operating Budget Appropriations Resolution. A separate Capital Appropriations Resolution is expected to authorize capital expenditures and revenues.

This document represents the twenty-ninth iteration in Dane County's shift to a program budget format, as directed in the 1992 Adopted Budget. This format is intended to focus the budget decision-making process on program services and key budget decisions. A major portion of this budget is the program budget narrative, which provides a description of activities and budget information about specific programs across county government.

A "base budget" is defined for each program which is the current adopted budget for 2020, with two changes: staff compensation amounts are increased to cover contractual agreements and management pay decisions; and all capital outlay funding is deleted creating a "zero base" for that portion of the budget. The budget then includes proposed "decision items" which are requests to either increase or decrease expenditure and/or revenue authorization from the base level. A brief narrative explains the purpose of the requested change. The original decision items requested by the departments are shown (with technical adjustments by central budget staff if required). Then, the County Executive's recommendation to approve, disapprove, or modify the base, program budget or decision item is displayed, including a net financial recommendation. After County Board actions (modified by Executive vetoes, if any), those will be displayed, with actual adopted amounts.

In addition to the program budget narratives, this operating budget includes background information, including a summary of the County's mission, its budget process, and its structure and officials. It also includes various statistical and graphical summaries of the budget. For more information about the County budget, contact the Department of Administration.

**INTRODUCTION (continued)****B. COUNTY BUDGET PROCESS**

Chapter 29 of the Dane County Code of Ordinances, The Budget Ordinance, and Chapter 7 of the Dane County Code of Ordinances, Board Rules, establish basic parameters for the County Budget process. The County Budget is a financial plan developed in accordance with the pronouncements of the Governmental Accounting Standards Board (GASB). The basic budget process is summarized below. (No provision listed shall be construed to alter applicable ordinances.)

Dane County implements its mission through many programs which are established or maintained and funded through the county budget process. The County operates under a calendar year annual budget. The County budget process includes the following steps:

1. The Executive develops budget guidelines and formats for county department budget requests.
2. Departments submit requests to the Executive which are reviewed with the assistance of his staff, staff in the Departments of Administration, and staff from the operating departments.
3. The Executive approves proposed budget items for submission to the County Board, as reflected in this document.
4. The Executive, on or before October 1, submits the Executive budget to the Board.
5. The Board through its committees and full Board deliberations reviews the proposed budget and enacts a revised budget in the latter half of November. Beginning with 1993, the County enacted separate appropriations resolutions for capital and operations which include the appropriations schedule and tables containing statutorily required information.
6. The County Executive may exercise partial vetoes of the budget as authorized by the State Statutes and Constitution. Executive vetoes are subject to override by two-thirds of the Board, resulting in a final approved budget.
7. County staff prepares operating and capital budget narratives explaining final Board and Executive budget actions.

## IV. BUDGET OVERVIEW



## BUDGET OVERVIEW

### A. Spending and Revenue Totals

The 2021 County budget decreases the County's net property tax rate from \$2.90 in 2020 to \$2.86 for 2021.

The budget authorizes total expenditures of \$615.5 million for operations in 2021, which are financed by \$314.2 million of program and outside revenues. The separate Capital Budget includes \$71.6 million for capital in 2021, which is financed by \$71.6 million of existing resources, outside revenues, and borrowing. The combined capital and operating budget for 2021 of \$687.2 million is financed by \$385.7 million in outside revenues, existing resources and borrowing; \$58.1 million of sales tax; and \$200.5 million in county tax levy funds.

The total expenditures, revenues, fund balances applied/levied, taxes, and county property tax rate are shown in the "Tax Levy Computation and Fund Balance Analysis" charts which follow. The computation shows the operating budget, then the capital budget, and then a combined statement.

Like most municipal governments, Dane County's budget is established within funds. The following section includes an Operating Expenditure Summary by Fund schedule that shows an expenditure summary by fund.

Dane County also arranges its departments within broad program activity categories, such as "general government," "public safety and criminal justice," "health and human services," and so on. An expenditure summary by appropriation within activity is included along with a graph portraying this data.

Revenues are summarized by fund, accounting category, department, etc. in both tabular and graphic forms are included in this section. It can be seen that intergovernmental revenues (federal and state aids, primarily) account for 37.2% of revenues, county property taxes account for 35% and sales tax revenues 10.2%.

**BUDGET OVERVIEW (continued)****B. State Imposed Tax Levy Rate Limitation**

Under Wisconsin statutes, county levy increases are limited to the percentage change in equalized valuation due to net new construction between the previous year and the current year. There are exclusions for levy increases from general obligation debt service for debt authorized before July 1, 2005, for debt authorized after July 1, 2005, and for the transfer of service provision between governmental units. Payments for library services and bridge aid are also excluded. The percentage change in net new construction for the 2021 budget is 2.119%. For 2021, the allowable levy is decreased by \$667,990 due to a state aid designed to compensate for the elimination of the tax on personal property. The 2021 Executive Budget complies with these limitations.

**C. Staff Changes**

The 2021 Budget represents a net staffing increase of 12.5 positions. This 12.5 FTE increase is the result of adding 35 new positions and deleting 22.5 existing positions. The 2021 budget also unfunds 12.8 FTE positions.

The following table is the overall change in county positions in the recommended budget by function:

	Change in All County Full-Time <u>Equivalents</u>
Public Safety/Criminal Justice	- 2.00
Health and Human Services	11.00
Other County Government	<u>3.50</u>
Total Change in County Positions	12.50

**COUNTY OF DANE  
2021 BUDGET**

**TAX LEVY COMPUTATION AND FUND BALANCE ANALYSIS FOR GPR SUPPORTED OPERATING AND CAPITAL FUNDS**

Fund	Operating Funds							
	General Fund	Human Services	Badger Prairie	Debt Service	Highway	Bridge Aid	Library	Public Health
Beginning Fund Balance	42,961,269		1,229,064	1,068,082	11,164,948	507	109,621	-
Amount Used for Levy Reduction	-	11,483,536	-	2,502,950	-	-	21,657	-
Reserve for Human Services	-	18,230,145	-	-	-	-	-	-
Reserve for Carryforwards	3,060,290	330,284	-	-	(2,280,110)	438,515	5,997	-
Reserve for Encumbrances	611,420	782,882	170	-	1,972,583	-	300	-
2019 Levy for 2020 Budget	139,433,115	-	-	39,711,745	287,440	399,000	5,535,557	7,286,971
2020 Estimated Revenues**	148,908,370	159,854,940	10,284,102	9,408,150	30,421,598	500	645,612	-
2020 Estimated Expenditures**	(199,005,687)	(234,989,111)	(24,781,591)	(50,530,737)	(29,301,290)	(838,015)	(6,098,511)	(7,286,971)
2020 Transfer from Methane Fund	1,363,000	-	-	-	-	-	-	-
2020 Transfers to Other Funds	-	-	-	-	-	-	-	-
2020 Estimated Jail Assessments	(405,979)	-	-	405,979	-	-	-	-
2020 Operating Transfers	(73,343,844)	58,846,525	14,497,319	-	-	-	-	-
<b>2020 Estimated Ending Fund Balance</b>	<b>63,581,954</b>	<b>14,539,201</b>	<b>1,229,064</b>	<b>2,566,169</b>	<b>12,265,169</b>	<b>507</b>	<b>220,233</b>	<b>-</b>
2021 Budgeted Reserve***	48,536,089	-	1,229,064	781,141	12,265,169	-	65,477	-
2021 Available for Levy Reduction	15,045,865	14,539,201	-	1,785,028	-	507	154,756	-
2021 Budgeted Revenues**	57,402,879	135,094,840	10,872,527	6,551,892	29,936,787	500	676,180	-
2021 Budgeted Expenditures**	(197,388,051)	(214,792,765)	(24,704,834)	(53,486,491)	(29,936,787)	(520,500)	(6,547,707)	(8,019,693)
2021 Jail Assessments	(520,600)	-	-	520,600	-	-	-	-
2021 Transfer from Methane Fund	2,798,508	-	-	-	-	-	-	-
2021 Budgeted Operating Transfers	(78,991,031)	65,158,724	13,832,307	-	-	-	-	-
Gross County Tax Levy - Total Budget	201,652,430	-	-	44,628,971	-	519,493	5,716,771	8,019,693
Gross County Tax Rate - Total Budget	2.88	-	-	0.64	-	0.01	0.08	0.11
2021 County Sales Tax Applied	58,149,659	-	-	-	-	-	-	-
2021 Exempt Computer Aid	1,846,670	-	-	-	-	-	-	-
<b>Tax Levy for 2021 Budget</b>	<b>141,656,101</b>	<b>-</b>	<b>-</b>	<b>44,628,971</b>	<b>-</b>	<b>519,493</b>	<b>5,716,771</b>	<b>8,019,693</b>
<b>Net Tax Rate for 2021 Budget</b>	<b>\$ 2.02</b>	<b>\$ -</b>	<b>\$ -</b>	<b>\$ 0.64</b>	<b>\$ -</b>	<b>\$ 0.01</b>	<b>\$ 0.08</b>	<b>\$ 0.11</b>

Equalized Valuation

\*\*\*Reserve Calculation

Fund Expenditures

Percent Reserved

Budgeted Reserve

6,547,707
1.00%
\$ 65,477

**COUNTY OF DANE  
2021 BUDGET**

**TAX LEVY COMPUTATION AND FUND BALANCE ANALYSIS FOR GPR SUPPORTED OPERATING AND CAPITAL FUNDS**

Fund	Capital Funds					Other	Total for GPR Supported Funds
	Badger Prairie Capital	Highway Capital	Gen. Capital Projects Fund	Conservation Funds	Land & Water Legacy Fund	State Special Charges	
Beginning Fund Balance	2,768	-	1,313,460	-	136,981	-	57,986,700
Amount Used for Levy Reduction	-	-	-	-	-	-	14,008,143
Reserve for Human Services	-	-	-	-	-	-	18,230,145
Reserve for Carryforwards	55,899	17,305,591	24,705,415	(1,348,721)	2,795,090	-	45,068,250
Reserve for Encumbrances	(55,900)	1,315,335	18,320,773	9,160	2,821,845	-	25,778,567
2019 Levy for 2020 Budget	-	-	-	-	-	-	192,653,828
2020 Estimated Revenues**	-	21,654,489	194,956,654	9,002,000	24,299,637	-	609,436,052
2020 Estimated Expenditures**	1	(40,275,203)	(237,982,844)	(7,662,439)	(29,916,570)	-	(868,668,968)
2020 Transfer from Methane Fund	-	-	-	-	-	-	1,363,000
2020 Transfers to Other Funds	-	-	-	-	-	-	-
2020 Estimated Jail Assessments	-	-	-	-	-	-	-
2020 Operating Transfers	-	-	-	-	-	-	-
2020 Estimated Ending Fund Balance	2,768	212	1,313,458	(0)	136,983	-	95,855,717
2021 Budgeted Reserve***	2,768	212	1,313,458	(0)	136,983	-	64,330,360
2021 Available for Levy Reduction	-	-	-	-	-	-	31,525,357
2021 Budgeted Revenues**	-	24,298,000	39,170,800	4,002,000	4,138,500	-	312,144,905
2021 Budgeted Expenditures**	-	(24,298,000)	(39,170,800)	(4,002,000)	(4,138,500)	-	(607,006,128)
2021 Jail Assessments	-	-	-	-	-	-	-
2021 Transfer from Methane Fund	-	-	-	-	-	-	2,798,508
2021 Budgeted Operating Transfers	-	-	-	-	-	-	-
Gross County Tax Levy - Total Budget	-	-	-	-	-	-	260,537,358
Gross County Tax Rate - Total Budget	-	-	-	-	-	-	3.72
2021 County Sales Tax Applied	-	-	-	-	-	-	58,149,659
2021 Exempt Computer Aid	-	-	-	-	-	-	1,846,670
Tax Levy for 2021 Budget	-	-	-	-	-	-	200,541,029
Net Tax Rate for 2021 Budget	\$ -	\$ -	\$ -	\$ -	\$ -	\$ -	\$ 2.86

Equalized Valuation

70,070,629,900

\*\*\*Reserve Calculation

Fund Expenditures

Percent Reserved

Budgeted Reserve

Table 1 - Tax Levy Computation



**COUNTY OF DANE  
2021 BUDGET  
TAX LEVY COMPUTATION AND FUND BALANCE ANALYSIS FOR GPR SUPPORTED OPERATING AND CAPITAL FUNDS**

Fund	Airport	Solid Waste	Methane Gas	Printing & Services	CFS	Dane Comm	Land Information	Alliant Energy Center	CDBG Business Loan	Commerce Revolving Loan	CDBG Housing Loan	CDBG HOME Loan	HELP Loan	Worker's Compensation	Property & Liability Insurance	Total Non-GPR supported Funds
Beginning Equity Balance	326,376,646	(4,438,230)	9,333,024	(1,110,489)	(743,536)	(56,379)	866,685	1,871,600	-	853,218	(10,072)	-	-	2,041,197	(12,141)	334,971,523
2020 Estimated Revenues	33,101,820	10,657,586	10,344,505	1,362,862	5,857,831	1,038,025	921,799	5,410,765	42,100	17,833	1,670,975	1,960,623	-	2,223,601	2,909,097	77,519,422
2020 Estimated Expenditures	(29,841,125)	(12,438,310)	(9,642,349)	(1,249,940)	(5,661,870)	(981,646)	(813,869)	(9,862,737)	(42,100)	(194,751)	(1,660,903)	(1,960,623)	(30,000)	(1,917,772)	(2,921,134)	(79,219,129)
2020 Operating Transfer In/Out	-	-	-	-	-	-	-	-	-	-	-	-	30,000	-	(30,000)	-
2020 Equity Transfer to General Fund	-	-	(1,363,000)	-	-	-	-	-	-	-	-	-	-	-	-	(1,363,000)
<b>Estimated 2020 Ending Equity</b>	<b>329,637,341</b>	<b>(6,218,954)</b>	<b>8,672,180</b>	<b>(997,567)</b>	<b>(547,575)</b>	<b>-</b>	<b>974,615</b>	<b>(2,580,372)</b>	<b>-</b>	<b>676,300</b>	<b>-</b>	<b>-</b>	<b>-</b>	<b>2,347,026</b>	<b>(54,178)</b>	<b>331,908,816</b>
2021 Budgeted Revenues	22,145,699	12,447,400	14,051,119	2,064,900	6,107,603	967,585	688,000	6,411,600	42,100	14,700	1,043,790	620,444	-	2,202,500	2,947,600	71,755,040
2021 Budgeted Expenditures	(30,222,815)	(12,330,371)	(11,252,611)	(1,971,646)	(5,971,932)	(967,585)	(785,324)	(9,104,503)	(42,100)	(691,000)	(1,043,790)	(620,444)	(30,000)	(2,202,500)	(2,947,600)	(80,184,221)
2021 Operating Transfer In/Out	-	-	-	-	-	-	-	-	-	-	-	-	30,000	-	(30,000)	-
2021 Equity Transfer to General Fund	-	-	(2,798,508)	-	-	-	-	-	-	-	-	-	-	-	-	(2,798,508)
<b>Estimated 2021 Ending Equity</b>	<b>321,560,225</b>	<b>(6,101,925)</b>	<b>8,672,180</b>	<b>(904,313)</b>	<b>(411,904)</b>	<b>-</b>	<b>877,291</b>	<b>(5,273,275)</b>	<b>-</b>	<b>-</b>	<b>-</b>	<b>-</b>	<b>-</b>	<b>2,347,026</b>	<b>(84,178)</b>	<b>320,681,127</b>

Table 1 - Tax Levy Computation

COUNTY OF DANE  
2021 OPERATING BUDGET  
TAX LEVY HISTORY

2019 Adopted Budget	2020 Adopted Budget		2021 Requested Budget	2021 Executive Budget
\$558,564,452 (\$303,221,200)	\$593,707,780 (\$322,138,759)	Total Budgeted Expenditures All Funds All Programs	\$605,104,351	\$615,541,049
		Total Budgeted Revenues All Funds All Programs	(\$318,354,087)	(\$312,310,545)
<b>\$255,343,252</b>	<b>\$271,569,021</b>	<b>Total Budget All Funds All Programs</b>	<b>\$286,750,264</b>	<b>\$303,230,504</b>
\$73,157,155 (\$81,724,416)	\$76,809,844 (\$85,015,267)	Budgeted Expenditures - Non-GPR Supported Programs	\$80,928,389	\$80,084,221
		Budgeted Revenues - Non-GPR Supported Programs	(\$75,558,626)	(\$71,714,940)
<b>(\$8,567,261)</b>	<b>(\$8,205,423)</b>	<b>Budgeted (Increase)/Decrease to Retained Earnings - Non-GPR Supported Programs</b>	<b>\$5,369,763</b>	<b>\$8,369,281</b>
\$485,407,297 (\$221,496,784)	\$516,897,936 (\$237,123,492)	Budgeted Expenditures - GPR Supported Programs	\$524,175,962	\$535,456,828
		Budgeted Program Revenues - GPR Supported Programs	(\$242,795,461)	(\$240,595,605)
<b>\$263,910,513</b>	<b>\$279,774,444</b>	<b>GPR Requirement Before Levy Reduction and Fund Adjustment</b>	<b>\$281,380,501</b>	<b>\$294,861,223</b>
(\$9,180,001)	(\$14,008,143)	Amount Projected to be Available for Levy Reduction	(\$2,733,508)	(\$31,525,357)
\$0	\$0	State Special Charges	\$0	\$0
(\$3,648,100)	(\$3,016,144)	Fund Adjustments	(\$2,798,508)	(\$2,798,508)
<b>\$251,082,412</b>	<b>\$262,750,157</b>	<b>Gross County Tax Levy</b>	<b>\$275,848,485</b>	<b>\$260,537,358</b>
\$4.04	\$3.95	Gross County Tax Rate	\$3.94	\$3.72
\$64,649,659	\$68,249,659	County Sales Tax Applied	\$68,249,659	\$58,149,659
\$186,432,753	\$194,500,498	Net Tax Levy	\$207,598,826	\$202,387,699
\$3.00	\$2.92	Net County Tax Rate	\$2.96	\$2.89
\$1,846,670	\$1,846,670	State Aid - Exempt Computers	\$1,846,670	\$1,846,670
<b>\$184,586,083</b>	<b>\$192,653,828</b>	<b>Net Required County Tax Levy</b>	<b>\$205,752,156</b>	<b>\$200,541,029</b>
<b>\$2.97</b>	<b>\$2.90</b>	<b>Net Required County Tax Rate</b>	<b>\$2.94</b>	<b>\$2.86</b>
<b>\$234,107</b>	<b>\$399,000</b>	<b>Exempt Bridge Aid Levy</b>	<b>\$519,493</b>	<b>\$519,493</b>
<b>\$5,288,587</b>	<b>\$5,535,557</b>	<b>Exempt Library Service Levy</b>	<b>\$5,692,895</b>	<b>\$5,716,771</b>
<b>\$179,063,389</b>	<b>\$186,719,271</b>	<b>Net Tax Levy Excluding Exempt Levies</b>	<b>\$199,539,768</b>	<b>\$194,304,765</b>
\$62,121,666,600	\$66,499,944,400	Equalized Valuation	\$70,070,629,900	\$70,070,629,900

Table 2 - Tax Levy History

COUNTY OF DANE  
2021 CAPITAL BUDGET  
TAX LEVY HISTORY

2019 Adopted Budget	2020 Adopted Budget		2021 Requested Budget	2021 Executive Budget
\$71,452,300 (\$71,422,300)	\$69,618,250 (\$69,618,250)	Total Budgeted Expenditures All Funds All Programs	\$45,889,300	\$71,649,300
		Total Budgeted Revenues All Funds All Programs	(\$45,829,400)	(\$71,589,400)
<b>\$30,000</b>	<b>\$0</b>	<b>Total Budget All Funds All Programs</b>	<b>\$59,900</b>	<b>\$59,900</b>
\$100,000 (\$70,000)	\$0 \$0	Budgeted Expenditures - Non-GPR Supported Programs	\$100,000	\$100,000
		Budgeted Revenues - Non-GPR Supported Programs	(\$40,100)	(\$40,100)
<b>\$30,000</b>	<b>\$0</b>	<b>Budgeted (Increase)/Decrease to Retained Earnings - Non-GPR Supported Programs</b>	<b>\$59,900</b>	<b>\$59,900</b>
\$71,352,300 (\$71,352,300)	\$69,618,250 (\$69,618,250)	Budgeted Expenditures - GPR Supported Programs	\$45,789,300	\$71,549,300
		Budgeted Program Revenues - GPR Supported Programs	(\$45,789,300)	(\$71,549,300)
<b>\$0</b>	<b>\$0</b>	<b>GPR Requirement Before Levy Reduction and Fund Adjustment</b>	<b>\$0</b>	<b>\$0</b>
\$0	\$0	Amount Projected to be Available for Levy Reduction	\$0	\$0
\$0	\$0	State Special Charges	\$0	\$0
\$0	\$0	Fund Adjustments	\$0	\$0
<b>\$0</b>	<b>\$0</b>	<b>Gross County Tax Levy</b>	<b>\$0</b>	<b>\$0</b>
\$0	\$0	Gross County Tax Rate	\$0	\$0
\$0	\$0	County Sales Tax Applied	\$0	\$0
\$0	\$0	Net Tax Levy	\$0	\$0
\$0	\$0	Net County Tax Rate	\$0	\$0
\$0	\$0	State Aid - Exempt Computers	\$0	\$0
<b>\$0</b>	<b>\$0</b>	<b>Net Required County Tax Levy</b>	<b>\$0</b>	<b>\$0</b>
<b>\$0</b>	<b>\$0</b>	<b>Net Required County Tax Rate</b>	<b>\$0</b>	<b>\$0</b>
\$62,121,666,600	\$66,499,944,400	Equalized Valuation	\$70,070,629,900	\$70,070,629,900

Table 2 - Tax Levy History

COUNTY OF DANE  
2021 BUDGET  
TAX LEVY HISTORY

2019 Adopted Budget	2020 Adopted Budget		2021 Requested Budget	2021 Executive Budget
\$630,016,752 (\$374,643,500)	\$663,326,030 (\$391,757,009)	Total Budgeted Expenditures All Funds All Programs Total Budgeted Revenues All Funds All Programs	\$650,993,651 (\$364,183,487)	\$687,190,349 (\$383,899,945)
<b>\$255,373,252</b>	<b>\$271,569,021</b>	<b>Total Budget All Funds All Programs</b>	<b>\$286,810,164</b>	<b>\$303,290,404</b>
\$73,257,155 (\$81,794,416)	\$76,809,844 (\$85,015,267)	Budgeted Expenditures - Non-GPR Supported Programs Budgeted Revenues - Non-GPR Supported Programs	\$81,028,389 (\$75,598,726)	\$80,184,221 (\$71,755,040)
<b>(\$8,537,261)</b>	<b>(\$8,205,423)</b>	<b>Budgeted (Increase)/Decrease to Retained Earnings - Non-GPR Supported Programs</b>	<b>\$5,429,663</b>	<b>\$8,429,181</b>
\$556,759,597 (\$292,849,084)	\$586,516,186 (\$306,741,742)	Budgeted Expenditures - GPR Supported Programs Budgeted Program Revenues - GPR Supported Programs	\$569,965,262 (\$288,584,761)	\$607,006,128 (\$312,144,905)
\$263,910,513	\$279,774,444	GPR Requirement Before Levy Reduction and Fund Adjustment	\$281,380,501	\$294,861,223
(\$9,180,001) \$0 (\$3,648,100)	(\$14,008,143) \$0 (\$3,016,144)	Amount Projected to be Available for Levy Reduction State Special Charges Fund Adjustments	(\$2,733,508) \$0 (\$2,798,508)	(\$31,525,357) \$0 (\$2,798,508)
<b>\$251,082,412</b>	<b>\$262,750,157</b>	<b>Gross County Tax Levy</b>	<b>\$275,848,485</b>	<b>\$260,537,358</b>
\$4.04	\$3.95	Gross County Tax Rate	\$3.94	\$3.72
\$64,649,659	\$68,249,659	County Sales Tax Applied	\$68,249,659	\$58,149,659
\$186,432,753	\$194,500,498	Net Tax Levy	\$207,598,826	\$202,387,699
\$3.00	\$2.92	Net County Tax Rate	\$2.96	\$2.89
\$1,846,670	\$1,846,670	State Aid - Exempt Computers	\$1,846,670	\$1,846,670
<b>\$184,586,083</b>	<b>\$192,653,828</b>	<b>Net Required County Tax Levy</b>	<b>\$205,752,156</b>	<b>\$200,541,029</b>
<b>\$2.97</b>	<b>\$2.90</b>	<b>Net Required County Tax Rate</b>	<b>\$2.94</b>	<b>\$2.86</b>
<b>\$234,107</b>	<b>\$399,000</b>	<b>Exempt Bridge Aid Levy</b>	<b>\$519,493</b>	<b>\$519,493</b>
<b>\$5,288,587</b>	<b>\$5,535,557</b>	<b>Exempt Library Service Levy</b>	<b>\$5,692,895</b>	<b>\$5,716,771</b>
<b>\$179,063,389</b>	<b>\$186,719,271</b>	<b>Net Tax Levy Excluding Exempt Levies</b>	<b>\$199,539,768</b>	<b>\$194,304,765</b>
\$62,121,666,600	\$66,499,944,400	Equalized Valuation	\$70,070,629,900	\$70,070,629,900

Table 2 - Tax Levy History

**Dane County  
2021 Budget  
Operating Expenditure Summary by Fund**

***** 2020 *****				***** 2021 *****		
<i>2019 EXPENDITURE</i>	<i>EXPENSE AS MODIFIED</i>	<i>EXP THRU 06/30/2020</i>	<i>TOTAL EST EXPENDITURE</i>	<i>FUND NAME</i>	<i>AGENCY REQUEST</i>	<i>CO EXEC RECOMM</i>
\$191,049,021	\$217,088,418	\$92,174,974	\$206,869,564	General	\$204,654,638	\$206,492,554
\$318,810	\$838,015	\$295,345	\$838,015	Bridge Aid	\$520,500	\$520,500
\$579,259	\$981,647	\$640,846	\$981,646	PSC-DaneCom	\$967,585	\$967,585
\$6,392,924	\$7,286,971	\$7,286,972	\$7,286,971	Board of Health	\$8,019,693	\$8,019,693
\$5,753,418	\$6,207,012	\$5,414,697	\$6,098,511	Library	\$6,524,067	\$6,547,707
\$188,839,035	\$242,583,998	\$84,738,375	\$234,989,111	Human Services	\$205,625,215	\$214,792,765
\$3,908	\$42,100	\$25,000	\$42,100	CDBG Business Loan Fund	\$42,100	\$42,100
\$3,849	\$10,691,000	\$8,858,293	\$194,751	Commerce Revolving Fund	\$691,000	\$691,000
\$1,512,101	\$1,660,902	\$253,444	\$1,660,903	CDBG Housing Loan Fund	\$1,043,790	\$1,043,790
\$530,259	\$1,960,623	\$108,637	\$1,960,623	HOME Loan Fund	\$620,444	\$620,444
\$0	\$30,000	\$0	\$30,000	HELP Loan Fund	\$30,000	\$30,000
\$612,677	\$662,622	\$325,477	\$630,469	Land Information	\$682,222	\$685,324
\$14,306	\$2,000	\$0	\$2,000	Conservation Fund	\$2,000	\$2,000
\$777,029	\$52,000	\$198,467	\$52,000	Capital Projects Fund	\$52,000	\$52,000
\$145,484	\$6,000	\$25,788	\$6,000	Land & Water Legacy Fund	\$6,000	\$6,000
\$76,428,812	\$50,530,737	\$41,762,541	\$50,530,737	Debt Service	\$54,131,348	\$53,486,491
\$30,112,184	\$29,467,476	\$15,544,864	\$29,841,125	Airport	\$30,201,386	\$30,222,815
\$30,358,833	\$29,983,900	\$14,684,605	\$29,290,599	Highway	\$29,562,838	\$29,936,787
\$23,861,694	\$24,498,888	\$11,317,504	\$24,781,591	Badger Prairie Health Care Center	\$24,844,250	\$24,704,834
\$12,444,376	\$15,634,551	\$7,198,374	\$12,438,318	Solid Waste	\$12,445,109	\$12,330,371
\$3,553,529	\$9,760,280	\$5,256,296	\$9,642,349	Methane Gas	\$11,343,297	\$11,252,611
\$1,291,148	\$1,443,361	\$623,042	\$1,249,940	Printing & Services	\$1,972,837	\$1,971,646
\$2,383,405	\$2,722,982	\$1,425,777	\$2,921,134	Liability Insurance Fund	\$2,947,600	\$2,947,600
\$2,232,656	\$2,202,500	\$1,323,386	\$1,917,772	Workers Compensation	\$2,202,500	\$2,202,500
\$5,099,967	\$5,836,215	\$2,473,578	\$5,661,870	Consolidated Food Service	\$5,971,932	\$5,971,932
<b>\$584,298,682</b>	<b>\$662,174,197</b>	<b>\$301,956,280</b>	<b>\$629,918,099</b>	<b>Grand Total</b>	<b>\$605,104,351</b>	<b>\$615,541,049</b>

**Dane County  
2021 Budget  
Operating Expenditure Summary by Activity**

***** 2020 *****				***** 2021 *****			
2019 EXPENDITURE	EXPENSE AS MODIFIED	EXP THRU 06/30/2020	TOTAL EST EXPENDITURE	APPROPRIATION NAME	APPR #	AGENCY REQUEST	CO EXEC RECOMM
<i>GENERAL GOVERNMENT</i>							
\$315,826	\$483,600	\$0	\$483,600	General County	GCO	\$483,600	\$483,600
\$1,524,654	\$2,155,006	\$775,198	\$2,112,642	County Board	024	\$1,832,184	\$1,832,184
\$2,414,253	\$2,380,130	\$1,023,188	\$2,244,850	Executive	04A	\$1,907,868	\$1,907,868
\$1,033,823	\$1,315,998	\$408,011	\$1,320,398	Office for Equity & Inclusion	055	\$1,157,584	\$1,157,584
\$664,577	\$1,114,622	\$500,578	\$1,093,192	County Clerk	060	\$923,200	\$923,200
\$10,550,696	\$18,356,582	\$8,157,673	\$12,103,729	Administration - Gen. Operations	096	\$11,962,101	\$14,462,101
\$9,973,440	\$9,259,448	\$4,357,796	\$9,804,769	Administration - Facilities Mgmt	098	\$8,595,500	\$8,595,500
\$777,029	\$52,000	\$198,467	\$52,000	Capital Projects Operating Transfers	313	\$52,000	\$52,000
\$1,291,148	\$1,443,361	\$623,042	\$1,249,940	Printing & Services	511	\$1,972,837	\$1,971,646
\$5,099,967	\$5,836,215	\$2,473,578	\$5,661,870	Consolidated Food Service	515	\$5,971,932	\$5,971,932
\$2,383,405	\$2,722,982	\$1,425,777	\$2,921,134	Liability Insurance Program	521	\$2,947,600	\$2,947,600
\$2,232,656	\$2,202,500	\$1,323,386	\$1,917,772	Workers Compensation Ins.	531	\$2,202,500	\$2,202,500
\$908,519	\$1,157,241	\$426,924	\$937,302	Treasurer	120	\$1,118,841	\$1,118,841
\$0	\$30,000	\$0	\$30,000	HELP Loan Fund	275	\$30,000	\$30,000
\$8,829,260	\$9,336,132	\$4,112,443	\$9,347,436	Corp. Counsel - Gen. Operations	168	\$9,667,300	\$9,667,300
\$1,578,427	\$1,823,190	\$777,787	\$1,663,373	Register of Deeds	180	\$1,778,190	\$1,778,190
\$0	\$200,736	\$0	\$0	Prioritized Hiring Savings	268	\$234,500	\$234,500
<b>\$49,577,681</b>	<b>\$59,869,743</b>	<b>\$26,583,847</b>	<b>\$52,944,007</b>	<b>GENERAL GOVERNMENT</b>	<b>Total</b>	<b>\$52,837,737</b>	<b>\$55,336,546</b>
<i>PUB SAFETY &amp; CRIMINAL JUSTICE</i>							
\$13,626,162	\$14,359,017	\$6,269,184	\$14,208,227	Clerk of Courts	288	\$14,340,791	\$14,340,791
\$15,203	\$119,797	\$0	\$119,797	Miscellaneous Appropriations	290	\$0	\$0
\$1,233,300	\$1,276,258	\$536,236	\$1,230,986	Family Court Services	316	\$1,243,367	\$1,243,367
\$3,320,975	\$4,404,255	\$1,933,233	\$3,662,297	Medical Examiner	330	\$3,963,355	\$3,963,355
\$7,413,076	\$8,191,973	\$3,439,017	\$7,977,515	District Attorney	351	\$8,196,942	\$8,196,942
\$81,712,605	\$86,482,213	\$37,084,103	\$88,712,061	Sheriff	372	\$86,907,787	\$86,907,787
\$10,129,151	\$10,915,159	\$5,026,361	\$10,997,993	Public Safety Communications	385	\$11,158,629	\$11,158,629
\$579,259	\$981,647	\$640,846	\$981,646	DaneCom	386	\$967,585	\$967,585
\$1,428,341	\$3,298,762	\$1,325,334	\$1,702,884	Emergency Management	396	\$1,702,385	\$1,702,385
\$4,181,023	\$3,989,772	\$1,939,834	\$4,374,856	Juvenile Court Program	420	\$4,060,421	\$4,060,421

**Dane County  
2021 Budget  
Operating Expenditure Summary by Activity**

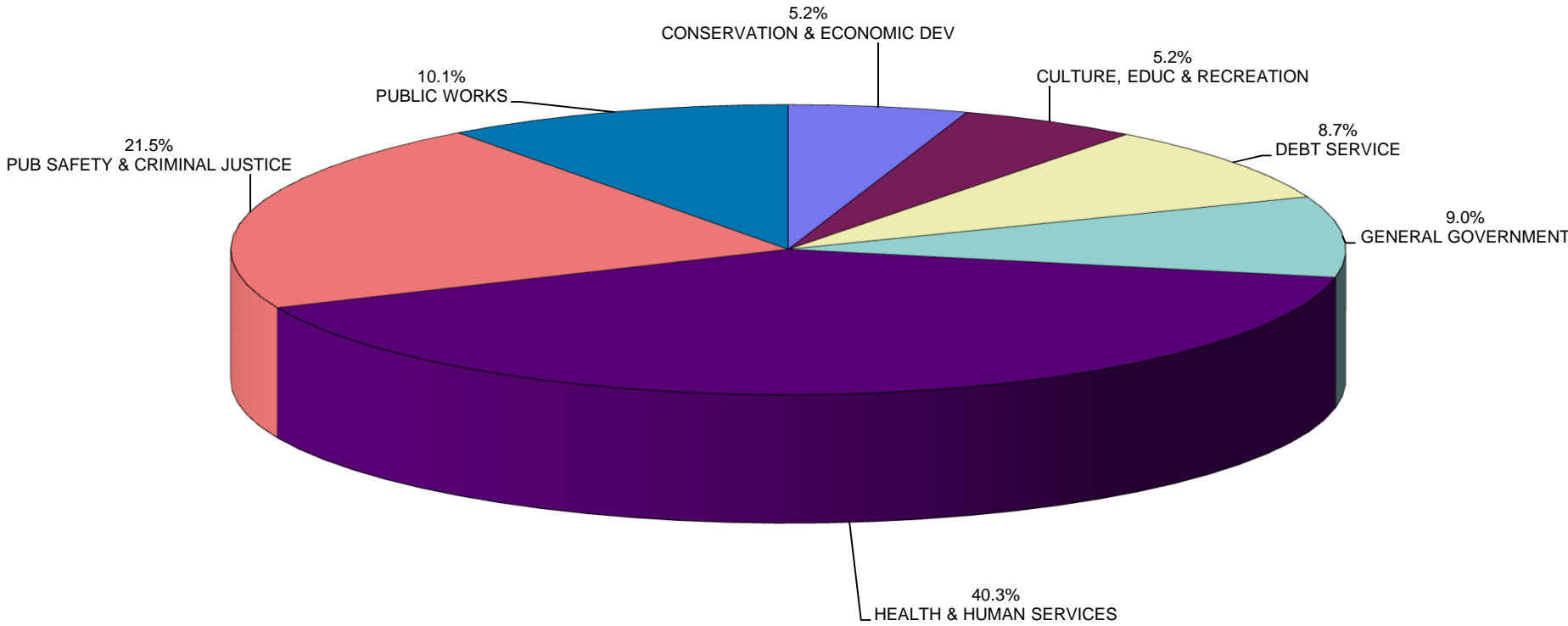
***** 2020 *****				***** 2021 *****			
2019 EXPENDITURE	EXPENSE AS MODIFIED	EXP THRU 06/30/2020	TOTAL EST EXPENDITURE	APPROPRIATION NAME	APPR #	AGENCY REQUEST	CO EXEC RECOMM
<i>PUB SAFETY &amp; CRIMINAL JUSTICE</i>							
\$123,639,095	\$134,018,852	\$58,194,147	\$133,968,262	PUB SAFETY & CRIMINAL JUSTICE	Total	\$132,541,262	\$132,541,262
<i>HEALTH &amp; HUMAN SERVICES</i>							
\$6,392,924	\$7,286,971	\$7,286,972	\$7,286,971	Board of Health	5BH	\$8,019,693	\$8,019,693
\$23,861,694	\$24,498,888	\$11,317,504	\$24,781,591	BPHCC - General Operations	431	\$24,844,250	\$24,704,834
\$188,839,035	\$242,583,998	\$84,738,375	\$234,989,111	Human Services Fund	5HS	\$205,625,215	\$214,792,765
\$677,134	\$731,703	\$296,411	\$682,981	Veterans Service Office	524	\$685,900	\$685,900
\$219,770,787	\$275,101,559	\$103,639,262	\$267,740,654	HEALTH & HUMAN SERVICES	Total	\$239,175,058	\$248,203,192
<i>CONSERVATION &amp; ECONOMIC DEV</i>							
\$3,589,597	\$3,847,449	\$1,750,491	\$3,869,738	Planning & Development	538	\$3,781,661	\$3,781,661
\$3,908	\$42,100	\$25,000	\$42,100	CDBG Business Loan Fund	539	\$42,100	\$42,100
\$3,849	\$10,691,000	\$8,858,293	\$194,751	Commerce Revolving Loan Fund	542	\$691,000	\$691,000
\$1,512,101	\$1,660,902	\$253,444	\$1,660,903	CDBG Housing Loan Fund	544	\$1,043,790	\$1,043,790
\$530,259	\$1,960,623	\$108,637	\$1,960,623	HOME Loan Fund	545	\$620,444	\$620,444
\$1,378,960	\$1,783,211	\$664,800	\$1,819,284	Land & Water Resources	696	\$1,514,760	\$1,514,760
\$612,677	\$662,622	\$325,477	\$630,469	Land Information Office	552	\$682,222	\$685,324
\$12,444,376	\$15,634,551	\$7,198,374	\$12,438,318	Solid Waste	564	\$12,445,109	\$12,330,371
\$3,553,529	\$9,760,280	\$5,256,296	\$9,642,349	Methane Gas Operations	565	\$11,343,297	\$11,252,611
\$23,629,254	\$46,042,738	\$24,440,810	\$32,258,535	CONSERVATION & ECONOMIC DEV	Total	\$32,164,383	\$31,962,061
<i>CULTURE, EDUC &amp; RECREATION</i>							
\$294,601	\$486,701	\$134,626	\$486,701	Miscellaneous Appropriations	274	\$287,100	\$287,100
\$59,122	\$104,122	\$16,632	\$104,122	AEC County Subsidized Events	658	\$104,122	\$104,122
\$5,094	\$5,094	\$0	\$5,094	Dane County Historical Society	750	\$4,967	\$4,967
\$14,306	\$2,000	\$0	\$2,000	Conservation Fund	312	\$2,000	\$2,000
\$145,484	\$6,000	\$25,788	\$6,000	Land & Water Legacy Fund	314	\$6,000	\$6,000
\$8,110,824	\$10,444,394	\$3,613,902	\$9,915,335	Land & Water Resources	696	\$9,268,625	\$9,268,625
\$5,753,418	\$6,207,012	\$5,414,697	\$6,098,511	Library	612	\$6,524,067	\$6,547,707
\$4,214,455	\$5,025,038	\$1,904,018	\$4,876,328	Henry Vilas Zoo	684	\$5,137,405	\$5,137,405

**Dane County  
2021 Budget  
Operating Expenditure Summary by Activity**

***** 2020 *****				***** 2021 *****			
2019 EXPENDITURE	EXPENSE AS MODIFIED	EXP THRU 06/30/2020	TOTAL EST EXPENDITURE	APPROPRIATION NAME	APPR #	AGENCY REQUEST	CO EXEC RECOMM
<i>CULTURE, EDUC &amp; RECREATION</i>							
\$1,371,703	\$1,905,269	\$675,385	\$1,827,074	Extension	720	\$1,512,596	\$1,512,596
\$9,354,118	\$10,797,371	\$4,525,855	\$7,885,412	Alliant Energy Center	648	\$9,766,587	\$9,104,503
\$29,323,125	\$34,983,001	\$16,310,903	\$31,206,577	<i>CULTURE, EDUC &amp; RECREATION</i>	<i>Total</i>	\$32,613,469	\$31,975,025
<i>PUBLIC WORKS</i>							
\$30,358,833	\$29,983,900	\$14,684,605	\$29,290,599	Highway & Transportation	795	\$29,562,838	\$29,936,787
\$318,810	\$838,015	\$295,345	\$838,015	Bridge Aid	808	\$520,500	\$520,500
\$822,525	\$976,675	\$347,638	\$964,161	Highway - PW Engineering	809	\$998,870	\$998,870
\$317,575	\$361,500	\$152,317	\$335,427	Highway - Parking Ramp	810	\$357,500	\$357,500
\$30,112,184	\$29,467,476	\$15,544,864	\$29,841,125	Airport	820	\$30,201,386	\$30,222,815
\$61,929,927	\$61,627,567	\$31,024,769	\$61,269,327	<i>PUBLIC WORKS</i>	<i>Total</i>	\$61,641,094	\$62,036,472
<i>DEBT SERVICE</i>							
\$76,428,812	\$50,530,737	\$41,762,541	\$50,530,737	Debt Service	852	\$54,131,348	\$53,486,491
\$76,428,812	\$50,530,737	\$41,762,541	\$50,530,737	<i>DEBT SERVICE</i>	<i>Total</i>	\$54,131,348	\$53,486,491
<b>\$584,298,682</b>	<b>\$662,174,197</b>	<b>\$301,956,280</b>	<b>\$629,918,099</b>	<b>Grand Total</b>		<b>\$605,104,351</b>	<b>\$615,541,049</b>



# Expenditures by Activity 2021 Recommended Budget



**Dane County  
2021 Budget  
Operating Revenue Summary by Fund**

***** 2020 *****				***** 2021 *****		
2019 REVENUE	REVENUE AS MODIFIED	REV THRU 06/30/2020	TOTAL EST REVENUE	FUND NAME	AGENCY REQUEST	CO EXEC RECOMM
\$274,247,800	\$290,530,333	\$195,847,352	\$291,548,885	General	\$287,444,391	\$265,466,909
\$242,996	\$399,500	\$200,568	\$399,500	Bridge Aid	\$519,993	\$519,993
\$527,033	\$952,897	\$0	\$1,038,025	PSC-DaneCom	\$967,585	\$967,585
\$6,392,924	\$7,286,971	\$3,643,485	\$7,286,971	Board of Health	\$8,019,693	\$8,019,693
\$5,817,475	\$6,179,057	\$2,789,422	\$6,181,169	Library	\$6,369,075	\$6,392,951
\$128,779,825	\$164,430,152	\$39,145,354	\$159,854,940	Human Services	\$134,927,290	\$135,094,840
(\$85,816)	\$42,100	\$21,708	\$42,100	CDBG Business Loan Fund	\$42,100	\$42,100
\$56,373	\$10,814,700	\$10,809,245	\$17,833	Commerce Revolving Fund	\$14,700	\$14,700
\$977,745	\$1,660,902	\$36,340	\$1,670,975	CDBG Housing Loan Fund	\$1,043,790	\$1,043,790
\$530,259	\$1,960,623	\$145,095	\$1,960,623	HOME Loan Fund	\$620,444	\$620,444
\$0	\$0	\$21,228	\$0	HELP Loan Fund	\$0	\$0
\$739,447	\$668,000	\$439,930	\$793,399	Land Information	\$647,900	\$647,900
\$14,306	\$2,000	\$0	\$2,000	Conservation Fund	\$2,000	\$2,000
\$779,028	\$52,000	\$198,467	\$52,000	Capital Projects Fund	\$52,000	\$52,000
\$145,484	\$6,000	\$25,788	\$6,000	Land & Water Legacy Fund	\$6,000	\$6,000
\$43,686,157	\$47,507,187	\$21,168,034	\$47,665,055	Debt Service	\$51,032,739	\$51,180,863
\$45,743,212	\$33,065,350	\$8,895,393	\$33,101,820	Airport	\$22,145,699	\$22,145,699
\$30,434,599	\$29,942,396	\$12,514,159	\$29,714,685	Highway	\$29,562,838	\$29,936,787
\$11,060,935	\$10,563,043	\$5,821,425	\$10,281,942	Badger Prairie Health Care Center	\$10,872,527	\$10,872,527
\$12,539,219	\$12,387,400	\$4,355,216	\$10,340,176	Solid Waste	\$12,447,400	\$12,447,400
\$5,897,998	\$12,589,994	\$2,852,094	\$10,344,505	Methane Gas	\$14,141,805	\$14,051,119
\$1,226,368	\$1,493,900	\$617,947	\$1,362,862	Printing & Services	\$2,064,900	\$2,064,900
\$2,555,110	\$2,686,600	\$111,664	\$2,909,097	Liability Insurance Fund	\$2,947,600	\$2,947,600
\$2,778,101	\$2,202,500	\$27,819	\$2,223,601	Workers Compensation	\$2,202,500	\$2,202,500
\$5,317,460	\$5,936,540	\$2,381,368	\$5,857,831	Consolidated Food Service	\$6,107,603	\$6,107,603
<b>\$580,404,037</b>	<b>\$643,360,146</b>	<b>\$312,069,101</b>	<b>\$624,655,994</b>	<b>Grand Total</b>	<b>\$594,202,572</b>	<b>\$572,847,903</b>

**Dane County  
2021 Budget  
Operating Revenue Summary by Activity**

\*\*\*\*\* 2020 \*\*\*\*\*

\*\*\*\*\* 2021 \*\*\*\*\*

2019 REVENUE	REVENUE AS MODIFIED	REV THRU 06/30/2020	TOTAL EST REVENUE	APPROPRIATION NAME	APPR #	AGENCY REQUEST	CO EXEC RECOMM
<b>GENERAL GOVERNMENT</b>							
\$210,555,480	\$218,422,825	\$171,672,101	\$241,274,222	General County	GCO	\$225,539,006	\$210,637,484
\$6,573	\$45,350	\$0	\$2,250	County Board	024	\$2,250	\$2,250
\$547,612	\$351,684	\$90,834	\$197,929	Executive	04A	\$185,184	\$185,184
\$0	\$10,000	\$0	\$0	Office for Equity & Inclusion	055	\$0	\$0
\$397,999	\$392,700	\$252,443	\$375,300	County Clerk	060	\$277,200	\$277,200
\$1,199,901	\$7,928,896	\$3,593,831	\$1,895,777	Administration - Gen. Operations	096	\$1,737,374	\$1,737,374
\$3,723,365	\$4,312,900	\$1,417,954	\$4,201,395	Administration - Facilities Mgmt	098	\$3,983,000	\$3,983,000
\$779,028	\$52,000	\$198,467	\$52,000	Capital Projects Operating Transfers	313	\$52,000	\$52,000
\$1,226,368	\$1,493,900	\$617,947	\$1,362,862	Printing & Services	511	\$2,064,900	\$2,064,900
\$5,317,460	\$5,936,540	\$2,381,368	\$5,857,831	Consolidated Food Service	515	\$6,107,603	\$6,107,603
\$2,555,110	\$2,686,600	\$111,664	\$2,909,097	Liability Insurance Program	521	\$2,947,600	\$2,947,600
\$2,778,101	\$2,202,500	\$27,819	\$2,223,601	Workers Compensation Ins.	531	\$2,202,500	\$2,202,500
\$5,318,663	\$3,864,907	\$1,766,641	\$2,197,868	Treasurer	120	\$3,864,907	\$2,214,907
\$0	\$0	\$21,228	\$0	HELP Loan Fund	275	\$0	\$0
\$5,573,674	\$5,753,698	\$1,255,714	\$5,745,806	Corp. Counsel - Gen. Operations	168	\$5,932,793	\$5,932,793
\$4,745,936	\$3,863,000	\$2,170,430	\$3,944,336	Register of Deeds	180	\$3,863,000	\$3,863,000
<b>\$244,725,270</b>	<b>\$257,317,500</b>	<b>\$185,578,441</b>	<b>\$272,240,274</b>	<b>GENERAL GOVERNMENT</b>	<b>TOTAL</b>	<b>\$258,759,317</b>	<b>\$242,207,795</b>

**PUB SAFETY & CRIMINAL JUSTICE**

\$5,909,206	\$6,484,050	\$2,245,457	\$5,351,952	Clerk of Courts	288	\$6,584,050	\$6,584,050
\$357,232	\$418,300	\$121,449	\$387,863	Family Court Services	316	\$418,300	\$418,300
\$2,289,258	\$2,422,480	\$843,006	\$2,173,607	Medical Examiner	330	\$1,959,130	\$1,959,130
\$1,454,964	\$1,520,787	\$71,832	\$1,356,285	District Attorney	351	\$1,400,331	\$1,400,331
\$12,539,768	\$12,126,113	\$4,285,266	\$11,105,506	Sheriff	372	\$11,862,691	\$11,862,691
\$122,716	\$110,800	\$25,987	\$87,164	Public Safety Communications	385	\$68,600	\$68,600
\$527,033	\$952,897	\$0	\$1,038,025	DaneCom	386	\$967,585	\$967,585
\$432,377	\$2,049,063	\$34,802	\$441,768	Emergency Management	396	\$454,624	\$454,624
\$250,245	\$297,000	\$51,533	\$241,301	Juvenile Court Program	420	\$277,000	\$277,000

**Dane County  
2021 Budget  
Operating Revenue Summary by Activity**

\*\*\*\*\* 2020 \*\*\*\*\*

\*\*\*\*\* 2021 \*\*\*\*\*

<b>2019 REVENUE</b>	<b>REVENUE AS MODIFIED</b>	<b>REV THRU 06/30/2020</b>	<b>TOTAL EST REVENUE</b>	<b>APPROPRIATION NAME</b>	<b>APPR #</b>	<b>AGENCY REQUEST</b>	<b>CO EXEC RECOMM</b>
<b>PUB SAFETY &amp; CRIMINAL JUSTICE</b>							
\$23,882,801	\$26,381,490	\$7,679,332	\$22,183,471	PUB SAFETY & CRIMINAL JUSTICE	TOTAL	\$23,992,311	\$23,992,311
<b>HEALTH &amp; HUMAN SERVICES</b>							
\$6,392,924	\$7,286,971	\$3,643,485	\$7,286,971	Board of Health	5BH	\$8,019,693	\$8,019,693
\$11,060,935	\$10,563,043	\$5,821,425	\$10,281,942	BPHCC - General Operations	431	\$10,872,527	\$10,872,527
\$128,779,825	\$164,430,152	\$39,145,354	\$159,854,940	Human Services Fund	5HS	\$134,927,290	\$135,094,840
\$16,290	\$14,700	\$13,340	\$14,700	Veterans Service Office	524	\$14,700	\$14,700
\$146,249,974	\$182,294,866	\$48,623,604	\$177,438,553	HEALTH & HUMAN SERVICES	TOTAL	\$153,834,210	\$154,001,760
<b>CONSERVATION &amp; ECONOMIC DEV</b>							
\$660,351	\$666,645	\$206,327	\$558,180	Planning & Development	538	\$666,645	\$666,645
(\$85,816)	\$42,100	\$21,708	\$42,100	CDBG Business Loan Fund	539	\$42,100	\$42,100
\$56,373	\$10,814,700	\$10,809,245	\$17,833	Commerce Revolving Loan Fund	542	\$14,700	\$14,700
\$977,745	\$1,660,902	\$36,340	\$1,670,975	CDBG Housing Loan Fund	544	\$1,043,790	\$1,043,790
\$530,259	\$1,960,623	\$145,095	\$1,960,623	HOME Loan Fund	545	\$620,444	\$620,444
\$1,057,609	\$978,574	\$132,890	\$952,407	Land & Water Resources	696	\$924,890	\$924,890
\$739,447	\$668,000	\$439,930	\$793,399	Land Information Office	552	\$647,900	\$647,900
\$12,539,219	\$12,387,400	\$4,355,216	\$10,340,176	Solid Waste	564	\$12,447,400	\$12,447,400
\$5,897,998	\$12,589,994	\$2,852,094	\$10,344,505	Methane Gas Operations	565	\$14,141,805	\$14,051,119
\$22,373,184	\$41,768,939	\$18,998,845	\$26,680,198	CONSERVATION & ECONOMIC DEV	TOTAL	\$30,549,674	\$30,458,988
<b>CULTURE, EDUC &amp; RECREATION</b>							
\$14,306	\$2,000	\$0	\$2,000	Conservation Fund	312	\$2,000	\$2,000
\$145,484	\$6,000	\$25,788	\$6,000	Land & Water Legacy Fund	314	\$6,000	\$6,000
\$2,825,212	\$3,234,094	\$1,437,897	\$2,863,056	Land & Water Resources	696	\$2,742,165	\$2,393,565
\$5,817,475	\$6,179,057	\$2,789,422	\$6,181,169	Library	612	\$6,369,075	\$6,392,951
\$2,034,378	\$2,577,570	\$359,533	\$1,223,445	Henry Vilas Zoo	684	\$2,636,633	\$1,646,473
\$310,580	\$380,097	\$94,319	\$345,478	Extension	720	\$240,418	\$189,518

**Dane County  
2021 Budget  
Operating Revenue Summary by Activity**

\*\*\*\*\* 2020 \*\*\*\*\*

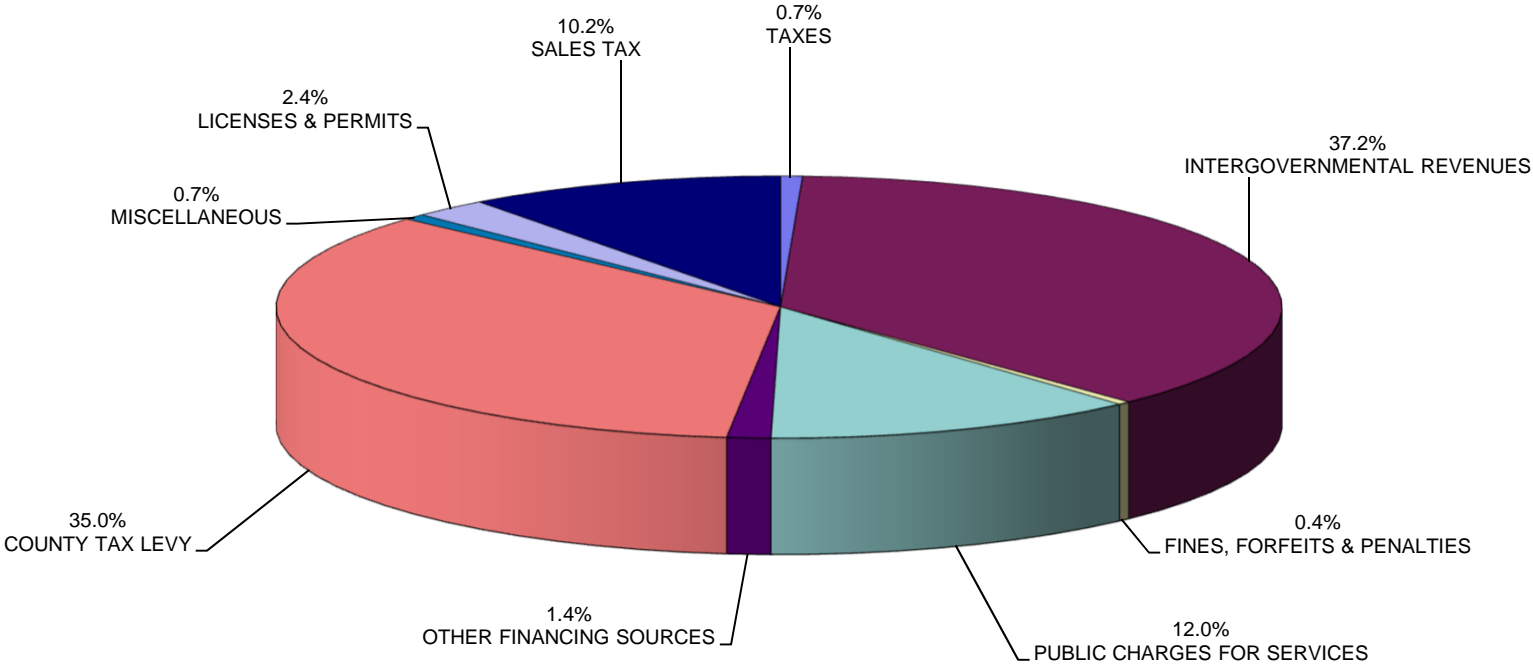
\*\*\*\*\* 2021 \*\*\*\*\*

<b>2019 REVENUE</b>	<b>REVENUE AS MODIFIED</b>	<b>REV THRU 06/30/2020</b>	<b>TOTAL EST REVENUE</b>	<b>APPROPRIATION NAME</b>	<b>APPR #</b>	<b>AGENCY REQUEST</b>	<b>CO EXEC RECOMM</b>
<b>CULTURE, EDUC &amp; RECREATION</b>							
\$10,605,677	\$10,659,200	\$3,350,206	\$3,207,400	Alliant Energy Center	648	\$10,164,600	\$6,411,600
\$21,753,112	\$23,038,018	\$8,057,165	\$13,828,548	<b>CULTURE, EDUC &amp; RECREATION</b>	<b>TOTAL</b>	\$22,160,891	\$17,042,107
<b>PUBLIC WORKS</b>							
\$30,434,599	\$29,942,396	\$12,514,159	\$29,714,685	Highway & Transportation	795	\$29,562,838	\$29,936,787
\$242,996	\$399,500	\$200,568	\$399,500	Bridge Aid	808	\$519,993	\$519,993
\$255,994	\$404,000	\$0	\$404,000	Highway - PW Engineering	809	\$404,000	\$404,000
\$1,056,739	\$1,240,900	\$353,561	\$999,890	Highway - Parking Ramp	810	\$1,240,900	\$957,600
\$45,743,212	\$33,065,350	\$8,895,393	\$33,101,820	Airport	820	\$22,145,699	\$22,145,699
\$77,733,539	\$65,052,146	\$21,963,680	\$64,619,895	<b>PUBLIC WORKS</b>	<b>TOTAL</b>	\$53,873,430	\$53,964,079
<b>DEBT SERVICE</b>							
\$43,686,157	\$47,507,187	\$21,168,034	\$47,665,055	Debt Service	852	\$51,032,739	\$51,180,863
\$43,686,157	\$47,507,187	\$21,168,034	\$47,665,055	<b>DEBT SERVICE</b>	<b>TOTAL</b>	\$51,032,739	\$51,180,863
<b>\$580,404,037</b>	<b>\$643,360,146</b>	<b>\$312,069,101</b>	<b>\$624,655,994</b>	<b>Grand Total</b>		<b>\$594,202,572</b>	<b>\$572,847,903</b>

**Dane County  
2021 Budget  
Operating Revenue Summary by Category**

***** 2020 *****				***** 2021 *****			
2019 REVENUE	REVENUE AS MODIFIED	REV THRU 06/30/2020	TOTAL EST REVENUE	CATEGORY NAME	AGENCY REQUEST	CO EXEC RECOMM	
\$252,609,989	\$264,847,976	\$116,233,257	\$252,649,441	TAXES	\$277,946,304	\$262,635,177	
\$203,485,804	\$262,894,974	\$159,162,640	\$272,622,808	INTERGOVERNMENTAL REVENUES	\$212,139,294	\$213,083,878	
\$13,619,461	\$13,800,845	\$5,414,067	\$13,730,954	LICENSES & PERMITS	\$13,785,845	\$13,785,845	
\$1,667,565	\$2,131,800	\$692,481	\$1,293,980	FINES, FORFEITS & PENALTIES	\$2,122,800	\$2,091,900	
\$77,514,042	\$86,056,917	\$26,252,912	\$70,401,441	PUBLIC CHARGES FOR SERVICES	\$74,043,784	\$68,548,444	
\$22,236,183	\$5,723,140	\$4,009,421	\$5,055,826	MISCELLANEOUS	\$5,708,240	\$3,980,590	
\$9,270,993	\$7,904,494	\$304,323	\$8,901,544	OTHER FINANCING SOURCES	\$8,456,305	\$8,722,069	
<b>\$580,404,037</b>	<b>\$643,360,146</b>	<b>\$312,069,101</b>	<b>\$624,655,994</b>	<b>Grand Total</b>	<b>\$594,202,572</b>	<b>\$572,847,903</b>	

# DANE COUNTY 2021 REVENUE BY BUDGET SOURCE CATEGORY



**Dane County  
2021 Budget  
Operating Budget**

**FUND:** 1110 GENERAL      **AGENCY:** 03 GENERAL COUNTY  
**ORG:** GENCTY GENERAL COUNTY      **ACTIVITY:** 1 GENERAL GOVERNMENT

\*\*\*\*\*2020\*\*\*\*\*

\*\*\*\*\*2021\*\*\*\*\*

2019 REVENUE	REVENUE AS MODIFIED	REV THRU 06/30/2020	TOTAL EST REVENUE	ACCOUNT NAME	REVENUE SOURCE	AGENCY REQUEST	CO EXEC RECOMM
<b>TAXES</b>							
\$136,898,692	\$139,433,115	\$69,716,558	\$139,433,115	GENERAL PROPERTY TAX FROM DIST	80030	\$146,549,296	\$141,656,101
(\$83,514)	\$165,000	\$0	\$165,000	COUNTY SHARE-DELIQUENT TAXES	80032	\$165,000	\$165,000
\$63,168,605	\$68,249,659	\$17,880,309	\$55,920,338	COUNTY SALES TAX REVENUE	80035	\$68,249,659	\$58,149,659
\$413,627	\$0	\$125,205	\$0	TIF DISTRICT REVENUE	80105	\$0	\$0
<b>\$200,397,410</b>	<b>\$207,847,774</b>	<b>\$87,722,071</b>	<b>\$195,518,453</b>	<b>TAXES</b>	<b>TOTAL</b>	<b>\$214,963,955</b>	<b>\$199,970,760</b>

**INTERGOVERNMENTAL REVENUES**

\$0	\$0	\$81,656,156	\$35,200,000	CARES ACT REVENUE	80002	\$0	\$0
\$4,698	\$3,000	\$1,705	\$3,000	SALES TAX DISCOUNT REVENUE	80040	\$3,000	\$3,000
\$1,577,141	\$1,577,141	\$0	\$1,577,141	SHARED REVENUES FROM STATE	80270	\$1,577,141	\$1,577,141
\$2,774,159	\$2,709,728	\$0	\$2,709,728	SHARED REVENUE UTILITY PAYMENT	80275	\$2,709,728	\$2,845,543
\$307,774	\$462,215	\$115,393	\$462,215	STATE AID-CO INDIRECT COST PLN	80330	\$462,215	\$414,555
\$1,837,172	\$1,846,670	\$0	\$1,846,670	STATE AID-COMPUTER EXEMPTIONS	80340	\$1,846,670	\$1,846,670
\$130,293	\$0	\$0	\$0	WISCONSIN DISASTER FUND	80342	\$0	\$0
\$1,213,026	\$940,508	\$940,508	\$940,508	STATE AID-PERSONAL PROPRTY TAX	80350	\$940,508	\$940,508
\$0	\$0	\$33,864	\$0	COVID 19 REVENUE	81025	\$0	\$0
\$85,000	\$85,000	\$0	\$85,000	LIBRARY RENT	83175	\$85,000	\$85,000
\$164,710	\$157,900	\$54,238	\$164,441	JOB CENTER RENT	83180	\$157,900	\$157,900
\$1,716,184	\$2,203,789	\$1,101,894	\$2,203,789	INDIRECT COSTS	84515	\$2,203,789	\$2,207,307
<b>\$9,810,158</b>	<b>\$9,985,951</b>	<b>\$83,903,758</b>	<b>\$45,192,492</b>	<b>INTERGOVERNMENTAL REVENUES</b>	<b>TOTAL</b>	<b>\$9,985,951</b>	<b>\$10,077,624</b>

**LICENSES & PERMITS**

\$251,695	\$483,600	\$0	\$483,600	DOG LICENSE FUND REVENUE	82070	\$483,600	\$483,600
<b>\$251,695</b>	<b>\$483,600</b>	<b>\$0</b>	<b>\$483,600</b>	<b>LICENSES &amp; PERMITS</b>	<b>TOTAL</b>	<b>\$483,600</b>	<b>\$483,600</b>



**Dane County  
2021 Budget  
Operating Budget**

**FUND:** 1110      GENERAL                      **AGENCY:** 03      GENERAL COUNTY  
**ORG:** GENCTY      GENERAL COUNTY                      **ACTIVITY:** 1      GENERAL GOVERNMENT

\*\*\*\*\*2020\*\*\*\*\*

\*\*\*\*\*2021\*\*\*\*\*

2019 REVENUE	REVENUE AS MODIFIED	REV THRU 06/30/2020	TOTAL EST REVENUE	ACCOUNT NAME	REVENUE SOURCE	AGENCY REQUEST	CO EXEC RECOMM
<i>PUBLIC CHARGES FOR SERVICES</i>							
\$4,000	\$0	\$19,072	\$0	FOCUS ON ENERGY GRANT REBATES	82899	\$0	\$0
\$18,591	\$44,600	\$15,447	\$18,777	LEASE REVENUE	83170	\$44,600	\$44,600
\$30,866	\$56,900	\$11,603	\$56,900	CROP LEASE-KIPPLEY FARMS	84910	\$56,900	\$56,900
\$53,457	\$101,500	\$46,122	\$75,677	<i>PUBLIC CHARGES FOR SERVICES</i>	<i>TOTAL</i>	\$101,500	\$101,500
<i>MISCELLANEOUS</i>							
\$144	\$3,000	\$150	\$3,000	MISCELLANEOUS GENERAL REVENUE	82970	\$3,000	\$3,000
\$5,708	\$0	\$0	\$0	UNCLAIMED PROPERTY REVENUE	84744	\$0	\$0
\$36,909	\$1,000	\$0	\$1,000	SALE OF COUNTY PROPERTY	84830	\$1,000	\$1,000
\$42,761	\$4,000	\$150	\$4,000	<i>MISCELLANEOUS</i>	<i>TOTAL</i>	\$4,000	\$4,000
<b>\$210,555,480</b>	<b>\$218,422,825</b>	<b>\$171,672,101</b>	<b>\$241,274,222</b>	<b>Grand Total</b>		<b>\$225,539,006</b>	<b>\$210,637,484</b>

58  
COUNTY OF DANE  
2021 BUDGET  
OPERATING BUDGET CARRYFORWARDS

DEPARTMENT	ORG	OBJECT	ACCOUNT DESCRIPTION	TYPE	MODIFIED BUDGET	ENCUMBRANCE	ACTUAL	BALANCE	AMOUNT TO BE CARRIED FORWARD
AIRPORT	AIRADMIN	30326	AIRPORT CONSULTING SERVICE	OPERATING	\$360,991.76	\$800,339.38	\$192,821.61	(\$632,169.23)	-
AIRPORT	AIRADMIN	31493	MARKETING EXPENSE	OPERATING	\$586,373.86	\$132,458.10	\$317,363.94	\$136,551.82	136,552
AIRPORT	AIRADMIN	31494	MARKETING-ECONOMIC DEVELOPMENT	OPERATING	\$1,197,882.53	\$0.00	\$23,890.00	\$1,173,992.53	1,173,993
AIRPORT	AIRADMIN	47887	MISC COMPUTER EQUIPMENT	OPERATING	\$333,083.20	\$63,471.47	\$169,488.72	\$100,123.01	100,123
AIRPORT	AIRINDUS	31375	LANDFILL ENGINEERING SERVICES	OPERATING	\$133,509.28	\$5,030.63	\$65,083.65	\$63,395.00	63,395
AIRPORT	AIRINDUS	47016	AIRPARK DEVELOPMENT	OPERATING	\$131,276.72	\$0.00	\$0.00	\$131,276.72	131,277
AIRPORT	AIRINDUS	47496	FOREIGN TRADE ZONE	OPERATING	\$33,123.00	\$0.00	\$0.00	\$33,123.00	33,123
AIRPORT	AIRINDUS	48440	ROAD ASSESSMENTS	OPERATING	\$82,180.58	\$0.00	\$0.00	\$82,180.58	82,181
AIRPORT	AIRINDUS	48712	SURVEY FUNDS	OPERATING	\$29,500.00	\$0.00	\$0.00	\$29,500.00	29,500
AIRPORT	AIRINDUS	4700A	FIXED ASSET ADDITIONS	OPERATING	(\$276,080.30)	\$0.00	\$0.00	(\$276,080.30)	(276,080)
AIRPORT	AIRLNDNG	47500	FRICTION TESTER	OPERATING	\$68,500.00	\$0.00	\$59,146.36	\$9,353.64	9,354
AIRPORT	AIRLNDNG	48169	RADIO EQUIPMENT	OPERATING	\$13,075.44	\$0.00	\$12,968.17	\$107.27	107
AIRPORT	AIRLNDNG	48606	SIGNAGE	OPERATING	\$15,000.00	\$0.00	\$0.00	\$15,000.00	15,000
AIRPORT	AIRLNDNG	48856	TRUCK	OPERATING	\$62,144.00	\$0.00	\$62,313.50	(\$169.50)	-
AIRPORT	AIRLNDNG	4700A	FIXED ASSET ADDITIONS	OPERATING	(\$68,500.00)	\$0.00	\$0.00	(\$68,500.00)	(24,461)
AIRPORT	AIRPRKLT	48014	LICENSE PLATE INVENTORY SYSTEM	OPERATING	\$30,000.00	\$24,400.00	\$0.00	\$5,600.00	5,600
AIRPORT	AIRPRKLT	48016	VEHICLE CHARGING STATION	OPERATING	\$17,000.00	\$0.00	\$12,957.00	\$4,043.00	4,043
AIRPORT	AIRPRKLT	4700A	FIXED ASSET ADDITIONS	OPERATING	(\$47,000.00)	\$0.00	\$0.00	(\$47,000.00)	(34,043)
AIRPORT	AIRTERM	20459	BLDG & GROUNDS REPAIRS & MAINT	OPERATING	\$105,520.27	\$60,069.47	\$140,007.66	(\$94,556.86)	-
AIRPORT	AIRTERM	20943	EMERGENCY EXERCISE	OPERATING	\$12,500.00	\$0.00	\$0.00	\$12,500.00	12,500
AIRPORT	AIRTERM	30326	AIRPORT CONSULTING SERVICE	OPERATING	\$394,150.45	\$56,953.88	\$123,952.04	\$213,244.53	213,245
AIRPORT	AIRTERM	47215	COMPACT TRACTOR	OPERATING	\$56,000.00	\$4,531.88	\$45,573.50	\$5,894.62	5,895
AIRPORT	AIRTERM	47479	FLOOR COVERING REPLACEMENT	OPERATING	\$185,422.00	\$88,487.00	\$85,141.00	\$11,794.00	11,794
AIRPORT	AIRTERM	47481	FLOOR CARE EQUIPMENT	OPERATING	\$16,500.00	\$0.00	\$15,570.00	\$930.00	930
AIRPORT	AIRTERM	48825	TRASH RECEPTACLES	OPERATING	\$60,336.00	\$0.00	\$0.00	\$60,336.00	60,336
AIRPORT	AIRTERM	48856	TRUCK	OPERATING	\$55,000.00	\$28,644.00	\$0.00	\$26,356.00	26,356
AIRPORT	AIRTERM	4700A	FIXED ASSET ADDITIONS	OPERATING	(\$373,258.00)	\$0.00	\$0.00	(\$373,258.00)	(226,974)
ALLIANT ENERGY CENTER	AECADMN	48670	SPECIAL ASSESSMENT	OPERATING	\$60,000.00	\$0.00	\$0.00	\$60,000.00	60,000
ALLIANT ENERGY CENTER	AECADMN	48748	TECHNOLOGY & EQUIPMENT UPGRADE	OPERATING	\$833.83	\$0.00	\$833.83	\$0.00	-
ALLIANT ENERGY CENTER	AECAGRI	21860	PAVILION MARKETING EXPENSE	OPERATING	\$13,621.97	\$0.00	\$0.00	\$13,621.97	13,622
ALLIANT ENERGY CENTER	AECAGRI	47022	AG BUILDINGS UPGRADE	OPERATING	\$118.42	\$0.00	\$118.42	\$0.00	-
ALLIANT ENERGY CENTER	AECCONF	47278	CONFERENCE CENTER UPGRADE	OPERATING	\$231.16	\$0.00	\$231.16	\$0.00	-
ALLIANT ENERGY CENTER	AECSUBZ	20980	EQUITY EVENT ASSISTANCE-AEC	OPERATING	\$25,000.00	\$0.00	\$0.00	\$25,000.00	25,000
ALLIANT ENERGY CENTER	AECXHAL	32837	XHALL NAMING COMMISSION	OPERATING	\$20,000.00	\$0.00	\$0.00	\$20,000.00	20,000
ALLIANT ENERGY CENTER	AECXHAL	47935	NAME CONVERSION	OPERATING	\$280,000.00	\$0.00	\$0.00	\$280,000.00	280,000
ALLIANT ENERGY CENTER	AECXHAL	84111	EXHIBITION HALL NAMING SALE	OPERATING	(\$300,000.00)	\$0.00	\$0.00	(\$300,000.00)	(300,000)
BADGER PRAIRIE	BPADMIN	30314	COVID HSS EXPENSE	OPERATING	\$184,000.00	\$0.00	\$0.00	\$184,000.00	184,000
BADGER PRAIRIE	BPADMIN	80140	US HSS REVENUE	OPERATING	(\$184,000.00)	\$0.00	\$0.00	(\$184,000.00)	(184,000)
BRIDGE AID	BRDGAID	47130	BRIDGE AID WITH MUNICIPALITIES	OPERATING	\$837,515.18	\$0.00	\$577,547.04	\$259,968.14	259,968
CDBG GENERAL	CDCDBG	33070	MOVIN OUT DOWNPAYMENT IDIS 276	OPERATING	\$0.00	\$0.00	\$0.00	\$0.00	-
CDBG GENERAL	CDCDBG	33087	PROJECT HOME HOUSING REHAB	OPERATING	\$176,074.56	\$38,058.62	\$138,015.94	\$0.00	-
CDBG GENERAL	CDCDBG	33091	ELDERLY HOME MODIFICATION	OPERATING	\$31,302.00	\$31,302.00	\$0.00	\$0.00	-
CDBG GENERAL	CDCDBG	33096	DCHS PARATRANSIT SERVICES	OPERATING	\$758.50	\$0.00	\$0.00	\$758.50	759
CDBG GENERAL	CDCDBG	33104	PROJECT HOME MINOR HOME REPAIR	OPERATING	\$110,928.22	\$31,048.67	\$79,879.55	\$0.00	-
CDBG GENERAL	CDCDBG	33132	FAMILY CENTER DENTAL CLINIC	OPERATING	\$25,000.00	\$0.00	\$0.00	\$25,000.00	25,000
CDBG GENERAL	CDCDBG	33133	MINOR HOME REPAIR	OPERATING	\$106,701.00	\$84,764.85	\$21,936.15	\$0.00	-
CDBG GENERAL	CDCDBG	33134	BILINGUAL DRIVE ACADEMY	OPERATING	\$50,000.00	\$50,000.00	\$0.00	\$0.00	-
CDBG GENERAL	CDCDBG	33136	MICRO BUSINESS INCUBATOR	OPERATING	\$40,000.00	\$40,000.00	\$0.00	\$0.00	-
CDBG GENERAL	CDCDBG	33137	SUN PRAIRIE YOUTH CENTER	OPERATING	\$22,500.00	\$22,500.00	\$0.00	\$0.00	-
CDBG GENERAL	CDCDBG	33300	CURRENT YR FORMULA ALLOCATION	OPERATING	\$984,300.00	\$0.00	\$0.00	\$984,300.00	984,300
CDBG GENERAL	CDCDBG	33517	CDBG HOUSING INSPECTOR	OPERATING	\$1,000.00	\$0.00	\$1,170.00	(\$170.00)	-
CDBG GENERAL	CDCDBG	82912	CDBG PROGRAM GRANT	OPERATING	(\$1,610,902.28)	\$0.00	\$466.79	(\$1,611,369.07)	(1,611,369)
CLERK OF COURTS	MCJLAWCL	30625	COMMUNTY JUST CTR NEEDS ASSESS	OPERATING	\$100,000.00	\$0.00	\$0.00	\$100,000.00	100,000

Table 5 - Operating Budget Carryforwards

COUNTY OF DANE  
2021 BUDGET  
OPERATING BUDGET CARRYFORWARDS

DEPARTMENT	ORG	OBJECT	ACCOUNT DESCRIPTION	TYPE	MODIFIED BUDGET	ENCUMBRANCE	ACTUAL	BALANCE	AMOUNT TO BE CARRIED FORWARD
CLERK OF COURTS	MCJLAWCL	30740	CRIMINAL JUSTICE STRESS TEST	OPERATING	\$19,796.92	\$0.00	\$5,000.00	\$14,796.92	14,797
CLIMATE CHANGE	OECC	20565	CLIMATE CHANGE COUNCIL	OPERATING	\$47,312.00	\$3,825.00	\$36,846.68	\$6,640.32	6,640
CLIMATE CHANGE	OECC	30283	CLIMATE CHANGE MODELING	OPERATING	\$30,000.00	\$0.00	\$0.00	\$30,000.00	30,000
CLIMATE CHANGE	OECC	30284	CLIMATE GRANT FUND PGM	OPERATING	\$135,000.00	\$0.00	\$0.00	\$135,000.00	135,000
COUNTY BOARD	COBOARD	10072	LIMITED TERM EMPLOYEES	OPERATING	\$112,917.94	\$0.00	\$34,022.39	\$78,895.55	78,896
COUNTY BOARD	COBOARD	10108	SOCIAL SECURITY	OPERATING	\$93,416.70	\$0.00	\$54,395.57	\$39,021.13	39,021
COUNTY BOARD	COBOARD	20085	LJAF DATA ANALYSIS EXPENSE	OPERATING	\$840.91	\$0.00	\$0.00	\$840.91	841
COUNTY BOARD	COBOARD	21315	KASSEL-DANE SISTER TASK FORCE	OPERATING	\$12,081.88	\$0.00	\$0.00	\$12,081.88	12,082
COUNTY BOARD	COBOARD	30390	POLICY/PROGRAM EVALUATION-POS	OPERATING	\$215,500.72	\$0.00	\$14,900.00	\$200,600.72	200,601
COUNTY BOARD	COBOARD	80059	LJAF DATA ANALYSIS REVENUE	OPERATING	(\$43,100.00)	\$0.00	\$0.00	(\$43,100.00)	(43,100)
COUNTY EXECUTIVE	COEXEC	20648	CONFERENCES AND TRAINING	OPERATING	\$12,390.35	\$0.00	\$0.00	\$12,390.35	12,390
DISTRICT ATTORNEY	DA1STOFF	22089	PUBLIC INFORMATION-OUTREACH	OPERATING	\$17,846.85	\$0.00	\$5,500.00	\$12,346.85	12,347
DISTRICT ATTORNEY	DACTA	32481	DOMESTIC VIOLENCE GRNT-STOP EXP	OPERATING	\$110,456.00	\$0.00	\$39,523.88	\$70,932.00	70,932
DISTRICT ATTORNEY	DACTA	80534	DOMESTIC VIOLENCE GRNT-STOP REV	OPERATING	(\$110,456.00)	\$0.00	(\$39,449.00)	(\$71,077.00)	(71,007)
EMERGENCY MANAGEMENT	EMEMRPLN	20024	CITY OF MADISON EXERCISE EXP	OPERATING	\$12,579.00	\$0.00	\$0.00	\$12,579.00	12,579
EMERGENCY MANAGEMENT	EMEMRPLN	80024	CITY OF MADISON EXERCISE REV	OPERATING	(\$12,579.00)	\$0.00	\$0.00	(\$12,579.00)	(12,579)
EQUITY & INCLUSION	OEI	20089	MMSD DRIVERS LICENSE PILOT	OPERATING	\$55,200.00	\$0.00	\$0.00	\$55,200.00	55,200
EQUITY & INCLUSION	OEI	20274	ADA ACTIVITIES	OPERATING	\$11,160.00	\$4,260.00	\$3,377.90	\$3,522.10	3,522
EQUITY & INCLUSION	OEI	20648	CONFERENCES AND TRAINING	OPERATING	\$4,000.00	\$0.00	\$232.39	\$3,767.61	3,768
EQUITY & INCLUSION	OEI	20920	DRIVER LICENSE SCHOLARSHIP FND	OPERATING	\$106,009.82	\$32,400.00	\$6,900.00	\$66,709.82	66,710
EQUITY & INCLUSION	OEI	20979	EQUITY OFFICE OUTREACH	OPERATING	\$12,358.00	\$0.00	\$5,470.70	\$6,887.30	6,887
EQUITY & INCLUSION	OEI	21313	KAREN BRICKNER MEMORIAL FUND	OPERATING	\$100.00	\$0.00	\$0.00	\$100.00	100
EQUITY & INCLUSION	OEI	21628	MINORITY BUSINESS ENHANCE MEMB	OPERATING	\$10,000.00	\$500.00	\$3,000.00	\$6,500.00	6,500
EQUITY & INCLUSION	OEI	21760	OFS DRIVERS LICENSE PROGRAM	OPERATING	\$52,000.00	\$0.00	\$0.00	\$52,000.00	52,000
EQUITY & INCLUSION	OEI	21855	PARTNERS IN EQUITY	OPERATING	\$139,000.00	\$81,615.93	\$51,141.07	\$6,243.00	6,243
EQUITY & INCLUSION	OEI	22163	RECRUITMENT INITIATIVES	OPERATING	\$2,500.00	\$0.00	\$0.00	\$2,500.00	2,500
EQUITY & INCLUSION	OEI	22646	TRAVEL EXPENSE	OPERATING	\$4,000.00	\$0.00	\$1,305.40	\$2,694.60	2,695
EQUITY & INCLUSION	OEI	22797	WIC COMMITTEE EXPENSES	OPERATING	\$100.00	\$0.00	\$0.00	\$100.00	100
EQUITY & INCLUSION	OEI	30285	PROMISE SCHOOL PGM	OPERATING	\$30,000.00	\$0.00	\$0.00	\$30,000.00	30,000
EQUITY & INCLUSION	OEI	31965	POS-BOYS & GIRLS CLUBS INTERN	OPERATING	\$20,220.32	\$3,406.46	\$16,813.86	\$0.00	-
EXTENSION	EXTENSN	20076	FTD-FARM SUCCESSION	OPERATING	\$3,674.44	\$0.00	\$0.00	\$3,674.44	3,674
EXTENSION	EXTENSN	20077	FTD-SWEET POTATO PROJECT	OPERATING	\$1,693.00	\$0.00	\$0.00	\$1,693.00	1,693
EXTENSION	EXTENSN	20086	FTD-YOUTH LEADERSHIP AG/FOOD	OPERATING	\$13,400.00	\$0.00	\$0.00	\$13,400.00	13,400
EXTENSION	EXTENSN	20606	COMMITTEE PROCESS VIDEOS	OPERATING	\$12,000.00	\$0.00	\$0.00	\$12,000.00	12,000
EXTENSION	EXTENSN	21825	ORGANIC CONVERSION PILOT PROG	OPERATING	\$2,750.00	\$0.00	\$0.00	\$2,750.00	2,750
EXTENSION	EXTENSN	30279	COMMUNITY GROUNDWORKS	OPERATING	\$56,237.50	\$6,550.00	\$12,450.00	\$37,237.50	37,238
EXTENSION	EXTENSN	80080	FTD-YOUTH LEADERSHIP-AG/FOOD	OPERATING	(\$10,000.00)	\$0.00	\$0.00	(\$10,000.00)	(10,000)
EXTENSION	EXTENSN	80095	DOC REVENUE	OPERATING	(\$63,375.00)	\$0.00	(\$35,025.00)	(\$28,350.00)	(28,350)
HIGHWAY	PWHWRRTC	48209	REHAB/2009 PROJECT	OPERATING	\$30,000.00	\$0.00	\$30,000.00	\$0.00	-
HUMAN SERVICES	71352	25600	EVALUATION/ASSESSMENTS	OPERATING	\$7,216.40	\$25,000.00	\$1,900.00	(\$19,683.60)	-
LAND & WATER RESOURCES	LWRADMIN	10097	LTE-FORESTRY	OPERATING	\$31,436.84	\$0.00	\$669.20	\$30,767.64	30,768
LAND & WATER RESOURCES	LWRADMIN	10105	LTE-INVASIVE SPECIES	OPERATING	\$7,554.00	\$0.00	\$7,294.28	\$259.72	260
LAND & WATER RESOURCES	LWRADMIN	20083	NEARSHORE FISH SURVEY EXP	OPERATING	\$3,000.00	\$3,000.00	\$0.00	\$0.00	-
LAND & WATER RESOURCES	LWRADMIN	20129	APM & AIS PLANNING	OPERATING	\$9,082.41	\$0.00	\$966.26	\$8,116.15	8,116
LAND & WATER RESOURCES	LWRADMIN	20285	FISH LAKE PUMPING	OPERATING	\$7,000.00	\$0.00	\$7,000.00	\$0.00	-
LAND & WATER RESOURCES	LWRADMIN	21905	PHOSPHORUS MODELING	OPERATING	\$25,000.00	\$6,250.00	\$6,250.00	\$12,500.00	12,500
LAND & WATER RESOURCES	LWRADMIN	22847	YAHARA RIV RAINFALL MODEL MTCE	OPERATING	\$35,137.50	\$0.00	\$0.00	\$35,137.50	35,138
LAND & WATER RESOURCES	LWRADMIN	32670	UW LAKES STUDY CONTRACT	OPERATING	\$75,000.00	\$0.00	\$0.00	\$75,000.00	75,000
LAND & WATER RESOURCES	LWRADMIN	32860	YAHARA CLEAN REPORT	OPERATING	\$25,000.00	\$0.00	\$0.00	\$25,000.00	25,000
LAND & WATER RESOURCES	LWRADMIN	80055	NEARSHORE FISH SURVEY REV	OPERATING	(\$6,000.00)	\$0.00	\$0.00	(\$6,000.00)	(6,000)
LAND & WATER RESOURCES	LWRADMIN	80057	APM & AIS PLANNING REV.	OPERATING	(\$10,000.00)	\$0.00	\$0.00	(\$10,000.00)	(10,000)
LAND & WATER RESOURCES	LWRADMIN	80122	CLCW GRANT REVENUE	OPERATING	(\$8,172.32)	\$0.00	(\$2,000.00)	(\$6,172.32)	(6,172)
LAND & WATER RESOURCES	LWRCONSV	20280	ADAPTIVE MANAGEMENT	OPERATING	\$150,871.83	\$0.00	\$23,803.87	\$127,067.96	127,068

Table 5 - Operating Budget Carryforwards

60  
COUNTY OF DANE  
2021 BUDGET  
OPERATING BUDGET CARRYFORWARDS

DEPARTMENT	ORG	OBJECT	ACCOUNT DESCRIPTION	TYPE	MODIFIED BUDGET	ENCUMBRANCE	ACTUAL	BALANCE	AMOUNT TO BE CARRIED FORWARD
LAND & WATER RESOURCES	LWRCONSV	20331	USDA GRAZING COVER CROPS GRANT	OPERATING	\$26,978.53	\$0.00	\$14,458.23	\$12,520.30	12,520
LAND & WATER RESOURCES	LWRCONSV	21381	LAND & WATER RESOURCE C/S	OPERATING	\$80,000.00	\$0.00	\$76,383.18	\$3,616.82	3,617
LAND & WATER RESOURCES	LWRCONSV	21503	MATCHING STATE FUNDS	OPERATING	\$11,943.00	\$4,398.00	\$0.00	\$7,545.00	7,545
LAND & WATER RESOURCES	LWRCONSV	21526	MCF GRANT EXPENSE	OPERATING	\$2,850.00	\$0.00	\$0.00	\$2,850.00	2,850
LAND & WATER RESOURCES	LWRCONSV	21685	MRBI GRANT EXPENSE	OPERATING	\$19,422.70	\$0.00	\$0.00	\$19,422.70	19,423
LAND & WATER RESOURCES	LWRCONSV	21705	NATURE CONSERVANCY GRANT EXP	OPERATING	\$1,000.82	\$0.00	\$0.00	\$1,000.82	1,001
LAND & WATER RESOURCES	LWRCONSV	22552	TARGETED RESOURCE	OPERATING	\$4,284.00	\$0.00	\$0.00	\$4,284.00	4,284
LAND & WATER RESOURCES	LWRCONSV	80028	USDA GRAZING COVER CROP GRANT	OPERATING	(\$39,900.00)	\$0.00	\$0.00	(\$39,900.00)	(39,900)
LAND & WATER RESOURCES	LWRCONSV	81762	TARGETED RESOURCE	OPERATING	(\$4,284.00)	\$0.00	\$0.00	(\$4,284.00)	(4,284)
LAND & WATER RESOURCES	LWRCONSV	81770	STATE AID-CONSERVATION PROGRAM	OPERATING	(\$3,300.00)	\$0.00	\$0.00	(\$3,300.00)	(3,300)
LAND & WATER RESOURCES	LWRCONSV	81798	LAND & WATER RESOURCE C/S	OPERATING	(\$80,000.00)	\$0.00	(\$17,295.61)	(\$62,704.39)	(62,704)
LAND & WATER RESOURCES	LWRCONSV	82016	WINS GRANT REV.	OPERATING	(\$9,500.00)	\$0.00	\$0.00	(\$9,500.00)	(9,500)
LAND & WATER RESOURCES	LWRPKOP	10009	SALARIES AND WAGES - US FISH AND WILDLIFE	OPERATING	\$10,000.00	\$0.00	\$0.00	\$10,000.00	10,000
LAND & WATER RESOURCES	LWRPKOP	10031	FOUNDATION LTE EXPEN	OPERATING	\$19,664.00	\$0.00	\$1,106.10	\$18,557.90	18,558
LAND & WATER RESOURCES	LWRPKOP	10076	LTE-PHEASANT BRANCH	OPERATING	\$17,867.51	\$0.00	\$9,919.25	\$7,948.26	7,948
LAND & WATER RESOURCES	LWRPKOP	10079	LTE-LAND MANAGEMENT/RESTORATN	OPERATING	\$89,152.44	\$0.00	\$15,057.02	\$74,095.42	74,095
LAND & WATER RESOURCES	LWRPKOP	10092	LTE-CAP SPRINGS	OPERATING	\$11,008.59	\$0.00	\$6,639.92	\$4,368.67	4,369
LAND & WATER RESOURCES	LWRPKOP	10096	LTE-PARKS APPRENTICESHIP	OPERATING	\$46,400.00	\$0.00	\$0.00	\$46,400.00	46,400
LAND & WATER RESOURCES	LWRPKOP	10103	ASSIST VOLUNTEER COORDINATOR	OPERATING	\$28,266.50	\$0.00	\$9,579.60	\$18,686.90	18,687
LAND & WATER RESOURCES	LWRPKOP	20071	ANDERSON FARM DEVELOPMENT	OPERATING	\$96,125.00	\$0.00	\$0.00	\$96,125.00	96,125
LAND & WATER RESOURCES	LWRPKOP	20072	ANDERSON FARM MAINTENANCE	OPERATING	\$0.00	\$323.05	\$2,575.39	(\$2,898.44)	-
LAND & WATER RESOURCES	LWRPKOP	20121	HABITAT PARTNERSHIP FUND GRANT	OPERATING	\$72,388.44	\$6,310.44	\$3,000.00	\$63,078.00	63,078
LAND & WATER RESOURCES	LWRPKOP	20130	TURKEY STAMP EXPENSE	OPERATING	\$10,000.00	\$0.00	\$0.00	\$10,000.00	10,000
LAND & WATER RESOURCES	LWRPKOP	20262	WALKING IRON GRANT EXPENSE	OPERATING	\$1,932.00	\$1,264.00	\$0.00	\$668.00	668
LAND & WATER RESOURCES	LWRPKOP	20916	DONALD PARK DEVELOPMENT FUND	OPERATING	\$223.54	\$0.00	\$0.00	\$223.54	224
LAND & WATER RESOURCES	LWRPKOP	21142	HITCHCOCK DONATION EXPENSE	OPERATING	\$4,000.00	\$0.00	\$0.00	\$4,000.00	4,000
LAND & WATER RESOURCES	LWRPKOP	21285	INVASIVE SPECIES CONTROL	OPERATING	\$2,525.42	\$0.00	\$1,075.00	\$1,450.42	1,450
LAND & WATER RESOURCES	LWRPKOP	48013	CRYSTAL LAKE BOAT LAUNCH	OPERATING	\$50,000.00	\$0.00	\$0.00	\$50,000.00	50,000
LAND & WATER RESOURCES	LWRPKOP	48676	STEWART LAKE IMPROVEMENT	OPERATING	\$4,115.00	\$0.00	\$0.00	\$4,115.00	4,115
LAND & WATER RESOURCES	LWRPKOP	80085	INVASIVE SPECIES CONTROL REV.	OPERATING	\$0.00	\$0.00	(\$9,987.84)	\$9,987.84	-
LAND & WATER RESOURCES	LWRPKOP	80096	HABITAT PARTNERSHIP FUND GRANT	OPERATING	(\$110,928.00)	\$0.00	\$0.00	(\$110,928.00)	(110,928)
LAND & WATER RESOURCES	LWRPKOP	80110	ANDERSON FARM DEVELOPMENT	OPERATING	(\$96,125.00)	\$0.00	\$0.00	(\$96,125.00)	(96,125)
LAND & WATER RESOURCES	LWRPKOP	80111	ANDERSON FARM MAINTENANCE	OPERATING	\$0.00	\$0.00	(\$7,745.47)	\$7,745.47	-
LAND & WATER RESOURCES	LWRPKOP	82957	US FISH & WILDLIFE GRANT REV	OPERATING	(\$10,000.00)	\$0.00	\$0.00	(\$10,000.00)	(10,000)
LIBRARY	LIBR	20507	BOOKS & MATERIALS FOR LIB COLL	OPERATING	\$73,000.00	\$32,137.19	\$31,735.31	\$9,127.50	9,128
PLANNING & DEVELOPMENT	PDPLNDIV	21041	FLOODING INFORMATION OUTREACH	OPERATING	\$20,000.00	\$0.00	\$8,965.00	\$11,035.00	11,035
PLANNING & DEVELOPMENT	PDPLNDIV	30437	BETTER URBAN INFILL DEVELOPMNT	OPERATING	\$13,430.49	\$0.00	\$0.00	\$13,430.49	13,430
PLANNING & DEVELOPMENT	PDPLNDIV	30635	COMPREHENSIVE PLANNING OUTREACH	OPERATING	\$6,524.61	\$0.00	\$334.70	\$6,189.91	6,190
SHERIFF	SHRFFLD	10054	OVERTIME -DCNTF HERION INITIAT	OPERATING	\$25,858.29	\$0.00	\$1,814.11	\$24,044.18	24,044
SHERIFF	SHRFFLD	10061	OVERTIME-RURAL SAFETY BELT	OPERATING	\$31,478.13	\$0.00	\$12,794.70	\$18,683.43	18,683
SHERIFF	SHRFFLD	10063	OVERTIME-HIDTA GRANT	OPERATING	\$14,709.86	\$0.00	\$21,272.10	(\$6,562.24)	-
SHERIFF	SHRFFLD	10128	OVERTIME-DCNTF METH INITIATIVE	OPERATING	\$5,000.00	\$0.00	\$666.53	\$4,333.47	4,333
SHERIFF	SHRFFLD	20023	DCNTF METH INITIATIVE EXP	OPERATING	\$5,000.00	\$0.00	\$4,025.32	\$974.68	975
SHERIFF	SHRFFLD	20924	DRUG ENFORCEMENT HIDTA EXPENSE	OPERATING	\$130,000.00	\$0.00	\$32,097.34	\$97,902.66	97,903
SHERIFF	SHRFFLD	21742	OFFICE SUPPLIES-FREEWAY SERVICE	OPERATING	\$800.00	\$0.00	\$0.00	\$800.00	800
SHERIFF	SHRFFLD	22653	TRT GRANT EXPENSE	OPERATING	\$40,951.00	\$40,784.00	\$0.00	\$167.00	167
SHERIFF	SHRFFLD	30272	SEATBELT ENFORCEMENT POS	OPERATING	\$34,543.52	\$0.00	\$10,791.18	\$23,752.34	23,752
SHERIFF	SHRFFLD	30924	DCNTF HEROIN INITIATIVE EXP	OPERATING	\$13,874.01	\$0.00	\$9,051.95	\$4,822.06	4,822
SHERIFF	SHRFFLD	30925	DRUG ENFORCEMENT POS	OPERATING	\$132,211.00	\$0.00	\$93,131.51	\$39,079.49	39,079
SHERIFF	SHRFFLD	47231	DCNTF DRUG TRAFFICKING EQUIP	OPERATING	\$25,000.00	\$0.00	\$13,028.61	\$11,971.39	11,971
SHERIFF	SHRFFLD	80023	DCNTF METH INITIATIVE REV	OPERATING	(\$10,000.00)	\$0.00	(\$3,898.37)	(\$6,101.63)	(6,102)
SHERIFF	SHRFFLD	80527	DRUG ENFORCEMENT GRANT	OPERATING	(\$132,211.00)	\$0.00	(\$93,132.00)	(\$39,079.00)	(39,079)
SHERIFF	SHRFFLD	80547	FREEWAY SERVICE PATROL	OPERATING	(\$235,000.00)	\$0.00	(\$96,745.06)	(\$138,254.94)	(138,255)

Table 5 - Operating Budget Carryforwards

COUNTY OF DANE  
2021 BUDGET  
OPERATING BUDGET CARRYFORWARDS

DEPARTMENT	ORG	OBJECT	ACCOUNT DESCRIPTION	TYPE	MODIFIED BUDGET	ENCUMBRANCE	ACTUAL	BALANCE	AMOUNT TO BE CARRIED FORWARD
SHERIFF	SHRFFLD	80718	RURAL SAFETY BELT REVENUE	OPERATING	(\$66,021.65)	\$0.00	(\$26,130.52)	(\$39,891.13)	(39,891)
SHERIFF	SHRFFLD	80725	TACTICAL RESPONSE TEAM EQP REV	OPERATING	(\$41,819.00)	\$0.00	\$0.00	(\$41,819.00)	(41,819)
SHERIFF	SHRFFLD	80726	DRUG ENFORCEMENT HIDTA GRANT	OPERATING	(\$200,652.11)	\$0.00	(\$73,790.42)	(\$126,861.69)	(126,862)
SHERIFF	SHRFFLD	81568	DCNTF HEROIN INITIATIVE REV	OPERATING	(\$29,447.65)	\$0.00	(\$10,866.06)	(\$18,581.59)	(18,582)
SHERIFF	SHRFFLD	85021	DCNTF DRUG TRAFFICKING REV	OPERATING	(\$25,000.00)	\$0.00	(\$13,028.61)	(\$11,971.39)	(11,971)
SHERIFF	SHRFSUP	47023	CORONAVIRUS GRANT EQUIPMENT	OPERATING	\$58,008.00	\$42,005.00	\$14,888.00	\$1,115.00	1,115
SHERIFF	SHRFSUP	80276	CORONAVIRUS GRANT REVENUE	OPERATING	(\$58,008.00)	\$0.00	\$0.00	(\$58,008.00)	(58,008)
WASTE & RENEWABLES	SWCLEAN	31137	HAZARDOUS WASTE DISPOSAL COSTS	OPERATING	\$355,315.91	\$120,255.72	\$144,744.28	\$90,315.91	90,316
WASTE & RENEWABLES	SWMETHGO	22400	SITE 1 OPERATION-MAJOR REPAIRS	OPERATING	\$217,285.46	\$0.00	\$0.00	\$217,285.46	217,285
WASTE & RENEWABLES	SWRODFLD	21399	LEACHATE HAULING & TREATMENT	OPERATING	\$35,000.00	\$2,250.00	\$5,245.34	\$27,504.66	27,505
WASTE & RENEWABLES	SWRODFLD	21809	OPERATING EQUIPMENT EXPENSE	OPERATING	\$774,100.49	\$444,456.19	\$611,388.12	(\$281,743.82)	-
WASTE & RENEWABLES	SWRODFLD	32124	PURCHASE OF SERVICE	OPERATING	\$360,900.00	\$132,459.19	\$169,840.71	\$58,600.10	58,600

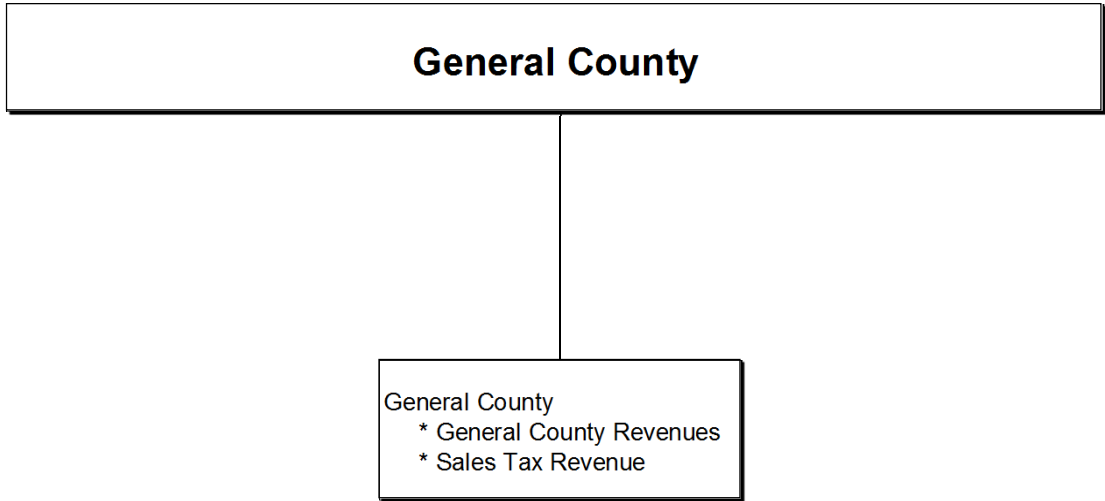


**DANE COUNTY, WISCONSIN**

V. PROGRAM BUDGET NARRATIVES  
(See Table of Contents for Details)







<b>Dept:</b>	General County	03	<b>DANE COUNTY</b>	<b>Fund Name:</b>	General Fund
<b>Prgrm:</b>	General County	000/00		<b>Fund No:</b>	1110

## Mission:

To record general County revenues and adjustments to the General Fund's compensated absences liability.

## Description:

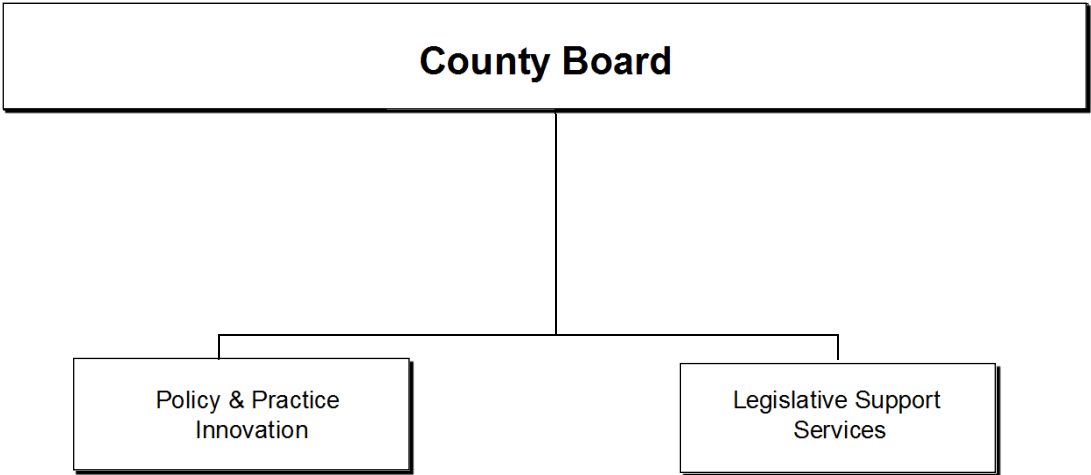
Revenue items included are sales tax revenues, state shared revenues, state aid for the indirect cost plan, indirect costs from other County agencies, dog license revenue and other miscellaneous revenue sources.

	Actual 2019	Adopted 2020	2019 Carry Forward	Board Transfers	Budget As Modified	2020 YTD	Estimated 2020	Department Request
<b>PROGRAM EXPENDITURES</b>								
Personnel Costs	\$0	\$0	\$0	\$0	\$0	\$0	\$0	\$0
Operating Expenses	\$315,826	\$483,600	\$0	\$0	\$483,600	\$0	\$483,600	\$483,600
Contractual Services	\$0	\$0	\$0	\$0	\$0	\$0	\$0	\$0
Operating Capital	\$0	\$0	\$0	\$0	\$0	\$0	\$0	\$0
<b>TOTAL</b>	<b>\$315,826</b>	<b>\$483,600</b>	<b>\$0</b>	<b>\$0</b>	<b>\$483,600</b>	<b>\$0</b>	<b>\$483,600</b>	<b>\$483,600</b>
<b>PROGRAM REVENUE</b>								
Taxes	\$63,498,718	\$68,414,659	\$0	\$0	\$68,414,659	\$9,653,722	\$54,764,727	\$68,414,659
Intergovernmental Revenue	\$9,810,158	\$9,985,951	\$0	\$0	\$9,985,951	\$96,242,532	\$9,992,492	\$9,985,951
Licenses & Permits	\$251,695	\$483,600	\$0	\$0	\$483,600	\$0	\$483,600	\$483,600
Fines, Forfeits & Penalties	\$0	\$0	\$0	\$0	\$0	\$0	\$0	\$0
Public Charges for Services	\$53,457	\$101,500	\$0	\$0	\$101,500	\$27,024	\$75,677	\$101,500
Intergovernmental Charge for Services	\$0	\$0	\$0	\$0	\$0	\$0	\$0	\$0
Miscellaneous	\$42,761	\$4,000	\$0	\$0	\$4,000	\$0	\$4,000	\$4,000
Other Financing Sources	\$0	\$0	\$0	\$0	\$0	\$0	\$0	\$0
<b>TOTAL</b>	<b>\$73,656,788</b>	<b>\$78,989,710</b>	<b>\$0</b>	<b>\$0</b>	<b>\$78,989,710</b>	<b>\$105,923,278</b>	<b>\$65,320,496</b>	<b>\$78,989,710</b>
<b>GPR SUPPORT</b>	<b>(\$73,340,962)</b>	<b>(\$78,506,110)</b>			<b>(\$78,506,110)</b>			<b>(\$78,506,110)</b>
<b>F.T.E. STAFF</b>	<b>0.000</b>	<b>0.000</b>					<b>0.000</b>	<b>0.000</b>

Dept: General County		03							Fund Name: General Fund	
Prgm: General County		000/00							Fund No.: 1110	
DI#	2021 Base	Net Decision Items							2021 Executive Budget	
		01	02	03	04	05	06	07		
<b>PROGRAM EXPENDITURES</b>										
Personnel Costs	\$0	\$0	\$0	\$0	\$0	\$0	\$0	\$0	\$0	
Operating Expenses	\$483,600	\$0	\$0	\$0	\$0	\$0	\$0	\$0	\$483,600	
Contractual Services	\$0	\$0	\$0	\$0	\$0	\$0	\$0	\$0	\$0	
Operating Capital	\$0	\$0	\$0	\$0	\$0	\$0	\$0	\$0	\$0	
<b>TOTAL</b>	<b>\$483,600</b>	<b>\$0</b>	<b>\$0</b>	<b>\$0</b>	<b>\$0</b>	<b>\$0</b>	<b>\$0</b>	<b>\$0</b>	<b>\$483,600</b>	
<b>PROGRAM REVENUE</b>										
Taxes	\$68,414,659	(\$10,100,000)	\$0	\$0	\$0	\$0	\$0	\$0	\$58,314,659	
Intergovernmental Revenue	\$9,985,951	\$0	(\$44,142)	\$135,815	\$0	\$0	\$0	\$0	\$10,077,624	
Licenses & Permits	\$483,600	\$0	\$0	\$0	\$0	\$0	\$0	\$0	\$483,600	
Fines, Forfeits & Penalties	\$0	\$0	\$0	\$0	\$0	\$0	\$0	\$0	\$0	
Public Charges for Services	\$101,500	\$0	\$0	\$0	\$0	\$0	\$0	\$0	\$101,500	
Intergovernmental Charge for Services	\$0	\$0	\$0	\$0	\$0	\$0	\$0	\$0	\$0	
Miscellaneous	\$4,000	\$0	\$0	\$0	\$0	\$0	\$0	\$0	\$4,000	
Other Financing Sources	\$0	\$0	\$0	\$0	\$0	\$0	\$0	\$0	\$0	
<b>TOTAL</b>	<b>\$78,989,710</b>	<b>(\$10,100,000)</b>	<b>(\$44,142)</b>	<b>\$135,815</b>	<b>\$0</b>	<b>\$0</b>	<b>\$0</b>	<b>\$0</b>	<b>\$68,981,383</b>	
<b>GPR SUPPORT</b>	<b>(\$78,506,110)</b>	<b>\$10,100,000</b>	<b>\$44,142</b>	<b>(\$135,815)</b>	<b>\$0</b>	<b>\$0</b>	<b>\$0</b>	<b>\$0</b>	<b>(\$68,497,783)</b>	
<b>F.T.E. STAFF</b>	<b>0.000</b>	<b>0.000</b>	<b>0.000</b>	<b>0.000</b>	<b>0.000</b>	<b>0.000</b>	<b>0.000</b>	<b>0.000</b>	<b>0.000</b>	

NARRATIVE INFORMATION ABOUT DECISION ITEMS SHOWN ABOVE				Expenditures	Revenue	GPR Support
<b>2021 BUDGET BASE</b>				\$483,600	\$78,989,710	(\$78,506,110)
DI #	GENL-CNTY-1	Pandemic Related Revenue Reductions				
DEPT				\$0	\$0	\$0
EXEC	Reduce revenues across multiple programs to reflect the negative trends in revenue collections due to the COVID-19 pandemic.			\$0	(\$10,100,000)	\$10,100,000
ADOPTED						\$0
NET DI # GENL-CNTY-1				\$0	(\$10,100,000)	\$10,100,000

Dept:	General County	03	Fund Name:	General Fund	
Prgm:	General County	000/00	Fund No.:	1110	
NARRATIVE INFORMATION ABOUT DECISION ITEMS SHOWN ON PREVIOUS PAGE			Expenditures	Revenue	GPR Support
DI #	GENL-CNTY-2	Indirect Costs			
DEPT			\$0	\$0	\$0
EXEC	Modify expenditures and revenues to reflect receipt of County's most recently completed Indirect Cost Allocation Plan.		\$0	(\$44,142)	\$44,142
ADOPTED					\$0
NET DI # GENL-CNTY-2			\$0	(\$44,142)	\$44,142
DI #	GENL-CNTY-3	Shared Revenue Utility Payment			
DEPT			\$0	\$0	\$0
EXEC	Increase revenues to reflect the amount of projected Utility Aids Shared Revenue from the State of Wisconsin in 2021.		\$0	\$135,815	(\$135,815)
ADOPTED					\$0
NET DI # GENL-CNTY-3			\$0	\$135,815	(\$135,815)
<b>2021 EXECUTIVE BUDGET</b>			\$483,600	\$68,981,383	(\$68,497,783)



<b>Dept:</b> County Board	06	<b>DANE COUNTY</b>	<b>Fund Name:</b> General Fund
<b>Prgrm:</b> Legislative Services	000:100/00		<b>Fund No:</b> 1110

**Mission:**  
To effectively represent the people of Dane County, providing services which secure the blessings of freedom, ensure domestic tranquility, promote the general welfare, and perfect the forms of government.

**Description:**  
The Dane County Board of Supervisors consists of 37 members elected to two year terms in the spring of even-numbered years. The County Board establishes policy for, and oversees the activities of, Dane County government. State Statutes authorizes over 100 general powers for county boards, including administration and finance, health and human services, public protection and safety, cultural affairs and education, transportation, land use and zoning administration. Each supervisor serves on a standing committees and also may serve on the Executive Committee. Supervisors also may be appointed to other boards and commissions created by the Board or advisory to the Executive. County Board staff consists of 5.0 FTE analysts, 1.0 FTE legislative management system specialist and one 1.0 FTE clerical position to provide administrative support. Additionally, there is currently a 1.0 FTE unfunded legislative services director position. Staff responsibilities include data analysis, research, program evaluation, policy development, committee staffing, sustainability and equity coordination, as well as coordination of the Criminal Justice Council, and legislative tracking administration. The Board Chair also is considered a 1.0 FTE salaried employee. The Board typically meets twice monthly.

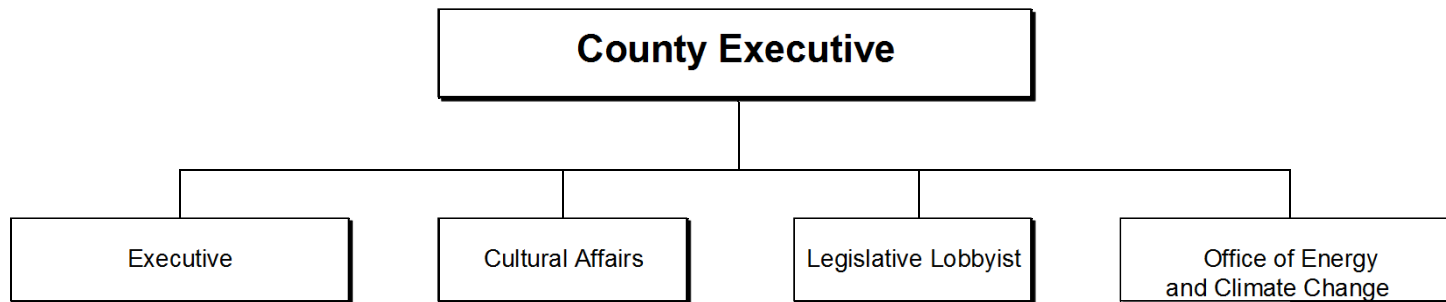
	Actual 2019	Adopted 2020	2019 Carry Forward	Board Transfers	Budget As Modified	2020 YTD	Estimated 2020	Department Request
<b>PROGRAM EXPENDITURES</b>								
Personnel Costs	\$1,288,681	\$1,465,500	\$100,145	\$0	\$1,565,645	\$381,175	\$1,540,957	\$1,472,900
Operating Expenses	\$124,153	\$143,039	\$29,127	\$0	\$172,166	\$73,081	\$170,771	\$143,039
Contractual Services	\$111,821	\$266,800	\$150,395	\$0	\$417,195	\$82,179	\$400,914	\$216,245
Operating Capital	\$0	\$0	\$0	\$0	\$0	\$0	\$0	\$0
<b>TOTAL</b>	<b>\$1,524,654</b>	<b>\$1,875,339</b>	<b>\$279,667</b>	<b>\$0</b>	<b>\$2,155,006</b>	<b>\$536,435</b>	<b>\$2,112,642</b>	<b>\$1,832,184</b>
<b>PROGRAM REVENUE</b>								
Taxes	\$0	\$0	\$0	\$0	\$0	\$0	\$0	\$0
Intergovernmental Revenue	\$1,573	\$2,250	\$0	\$0	\$2,250	\$0	\$2,250	\$2,250
Licenses & Permits	\$0	\$0	\$0	\$0	\$0	\$0	\$0	\$0
Fines, Forfeits & Penalties	\$0	\$0	\$0	\$0	\$0	\$0	\$0	\$0
Public Charges for Services	\$5,000	\$0	\$43,100	\$0	\$43,100	\$0	\$43,100	\$0
Intergovernmental Charge for Services	\$0	\$0	\$0	\$0	\$0	\$0	\$0	\$0
Miscellaneous	\$0	\$0	\$0	\$0	\$0	\$0	\$0	\$0
Other Financing Sources	\$0	\$0	\$0	\$0	\$0	\$0	\$0	\$0
<b>TOTAL</b>	<b>\$6,573</b>	<b>\$2,250</b>	<b>\$43,100</b>	<b>\$0</b>	<b>\$45,350</b>	<b>\$0</b>	<b>\$45,350</b>	<b>\$2,250</b>
<b>GPR SUPPORT</b>	<b>\$1,518,081</b>	<b>\$1,873,089</b>			<b>\$2,109,656</b>			<b>\$1,829,934</b>
<b>F.T.E. STAFF</b>	<b>9.000</b>	<b>9.000</b>					<b>9.000</b>	<b>9.000</b>

<b>Dept:</b>	County Board	06							<b>Fund Name:</b>	General Fund
<b>Prgm:</b>	Legislative Services	000:100/00							<b>Fund No.:</b>	1110
<b>DI#</b>	<b>2021 Base</b>	<b>Net Decision Items</b>							<b>2021 Executive Budget</b>	
		<b>01</b>	<b>02</b>	<b>03</b>	<b>04</b>	<b>05</b>	<b>06</b>	<b>07</b>		
<b>PROGRAM EXPENDITURES</b>										
Personnel Costs	\$1,472,900	\$0	\$0	\$0	\$0	\$0	\$0	\$0	\$1,472,900	
Operating Expenses	\$143,039	\$0	\$0	\$0	\$0	\$0	\$0	\$0	\$143,039	
Contractual Services	\$267,600	(\$51,355)	\$0	\$0	\$0	\$0	\$0	\$0	\$216,245	
Operating Capital	\$0	\$0	\$0	\$0	\$0	\$0	\$0	\$0	\$0	
<b>TOTAL</b>	<b>\$1,883,539</b>	<b>(\$51,355)</b>	<b>\$0</b>	<b>\$0</b>	<b>\$0</b>	<b>\$0</b>	<b>\$0</b>	<b>\$0</b>	<b>\$1,832,184</b>	
<b>PROGRAM REVENUE</b>										
Taxes	\$0	\$0	\$0	\$0	\$0	\$0	\$0	\$0	\$0	
Intergovernmental Revenue	\$2,250	\$0	\$0	\$0	\$0	\$0	\$0	\$0	\$2,250	
Licenses & Permits	\$0	\$0	\$0	\$0	\$0	\$0	\$0	\$0	\$0	
Fines, Forfeits & Penalties	\$0	\$0	\$0	\$0	\$0	\$0	\$0	\$0	\$0	
Public Charges for Services	\$0	\$0	\$0	\$0	\$0	\$0	\$0	\$0	\$0	
Intergovernmental Charge for Services	\$0	\$0	\$0	\$0	\$0	\$0	\$0	\$0	\$0	
Miscellaneous	\$0	\$0	\$0	\$0	\$0	\$0	\$0	\$0	\$0	
Other Financing Sources	\$0	\$0	\$0	\$0	\$0	\$0	\$0	\$0	\$0	
<b>TOTAL</b>	<b>\$2,250</b>	<b>\$0</b>	<b>\$0</b>	<b>\$0</b>	<b>\$0</b>	<b>\$0</b>	<b>\$0</b>	<b>\$0</b>	<b>\$2,250</b>	
<b>GPR SUPPORT</b>	<b>\$1,881,289</b>	<b>(\$51,355)</b>	<b>\$0</b>	<b>\$0</b>	<b>\$0</b>	<b>\$0</b>	<b>\$0</b>	<b>\$0</b>	<b>\$1,829,934</b>	
<b>F.T.E. STAFF</b>	<b>9.000</b>	<b>0.000</b>	<b>0.000</b>	<b>0.000</b>	<b>0.000</b>	<b>0.000</b>	<b>0.000</b>	<b>0.000</b>	<b>9.000</b>	

<b>NARRATIVE INFORMATION ABOUT DECISION ITEMS SHOWN ABOVE</b>		Expenditures	Revenue	GPR Support
<b>2021 BUDGET BASE</b>		\$1,883,539	\$2,250	\$1,881,289
DI #	COBD-LEG-1 Delete funding for contract lobbyist and adjust software maintenance funding.			
DEPT	Delete funding for a contract lobbyist in the amount of \$54,000; add 5% increase in software maintenance.	(\$51,355)	\$0	(\$51,355)
EXEC	Approved as Requested	\$0	\$0	\$0
ADOPTED				\$0
NET DI # COBD-LEG-1		(\$51,355)	\$0	(\$51,355)

<b>Dept:</b>	County Board	06	<b>Fund Name:</b>	General Fund	
<b>Prgm:</b>	Legislative Services	000:100/00	<b>Fund No.:</b>	1110	
<b>NARRATIVE INFORMATION ABOUT DECISION ITEMS SHOWN ON PREVIOUS PAGE</b>			<b>Expenditures</b>	<b>Revenue</b>	<b>GPR Support</b>
DI #	COBD-LEG-2	Create a separate line item for the LJAF LTE			
DEPT	Create a new line item to better track LTE expenditures associated with grant funding. In 2021, funding for this line item will be from \$54,000 carryforward from the LTE line. Additionally, \$4,131 of Social Security associated with the grant will carryforward.		\$0	\$0	\$0
EXEC	Approved as Requested		\$0	\$0	\$0
ADOPTED					\$0
NET DI #		COBD-LEG-2	\$0	\$0	\$0
<b>2021 EXECUTIVE BUDGET</b>			\$1,832,184	\$2,250	\$1,829,934





<b>Dept:</b>	County Executive	09	<b>DANE COUNTY</b>	<b>Fund Name:</b>	General Fund
<b>Prgm:</b>	County Executive	102/00		<b>Fund No:</b>	1110

**Mission:**  
To effectively represent the people of Dane County, coordinate the administration of Dane County government, and ensure that public resources are effectively and efficiently used to meet citizen needs.

**Description:**  
The County Executive is the chief executive officer of Dane County and is responsible for the overall administration and management of county government. The Executive is also responsible for preparing and submitting the county budget to the County Board. The Executive makes appointments to boards, commissions and committees as set forth in state law or county resolution or ordinance and appoints and supervises the department heads of all county departments except elected department heads and the director of the County Library Board. Also, by state law, the County Executive makes an annual report to the Board and the general public stating the condition of county government. The Office of the County Executive includes Cultural Affairs, Legislative Lobbyist, and Office of Energy & Climate Change.

	Actual 2019	Adopted 2020	2019 Carry Forward	Board Transfers	Budget As Modified	2020 YTD	Estimated 2020	Department Request
<b>PROGRAM EXPENDITURES</b>								
Personnel Costs	\$1,007,450	\$989,400	\$0	\$0	\$989,400	\$296,113	\$1,007,866	\$997,000
Operating Expenses	\$27,641	\$22,369	\$6,390	\$0	\$28,759	\$5,048	\$32,325	\$22,369
Contractual Services	\$2,900	\$4,900	\$0	\$0	\$4,900	\$0	\$4,900	\$4,500
Operating Capital	\$0	\$0	\$0	\$0	\$0	\$0	\$0	\$0
<b>TOTAL</b>	<b>\$1,037,991</b>	<b>\$1,016,669</b>	<b>\$6,390</b>	<b>\$0</b>	<b>\$1,023,059</b>	<b>\$301,161</b>	<b>\$1,045,091</b>	<b>\$1,023,869</b>
<b>PROGRAM REVENUE</b>								
Taxes	\$0	\$0	\$0	\$0	\$0	\$0	\$0	\$0
Intergovernmental Revenue	\$0	\$0	\$0	\$0	\$0	\$0	\$0	\$0
Licenses & Permits	\$0	\$0	\$0	\$0	\$0	\$0	\$0	\$0
Fines, Forfeits & Penalties	\$0	\$0	\$0	\$0	\$0	\$0	\$0	\$0
Public Charges for Services	\$0	\$0	\$0	\$0	\$0	\$0	\$0	\$0
Intergovernmental Charge for Services	\$0	\$0	\$0	\$0	\$0	\$0	\$0	\$0
Miscellaneous	\$0	\$0	\$0	\$0	\$0	\$0	\$0	\$0
Other Financing Sources	\$0	\$0	\$0	\$0	\$0	\$0	\$0	\$0
<b>TOTAL</b>	<b>\$0</b>	<b>\$0</b>	<b>\$0</b>	<b>\$0</b>	<b>\$0</b>	<b>\$0</b>	<b>\$0</b>	<b>\$0</b>
<b>GPR SUPPORT</b>	<b>\$1,037,991</b>	<b>\$1,016,669</b>			<b>\$1,023,059</b>			<b>\$1,023,869</b>
<b>F.T.E. STAFF</b>	<b>7.000</b>	<b>7.000</b>					<b>7.000</b>	<b>7.000</b>

<b>Dept:</b>	County Executive	09							<b>Fund Name:</b>	General Fund
<b>Prgm:</b>	County Executive	102/00							<b>Fund No.:</b>	1110
<b>DI#</b>	NONE	2021 Base	<b>Net Decision Items</b>							2021 Executive Budget
			<b>01</b>	<b>02</b>	<b>03</b>	<b>04</b>	<b>05</b>	<b>06</b>	<b>07</b>	
<b>PROGRAM EXPENDITURES</b>										
Personnel Costs	\$997,000	\$0	\$0	\$0	\$0	\$0	\$0	\$0	\$0	\$997,000
Operating Expenses	\$22,369	\$0	\$0	\$0	\$0	\$0	\$0	\$0	\$0	\$22,369
Contractual Services	\$4,500	\$0	\$0	\$0	\$0	\$0	\$0	\$0	\$0	\$4,500
Operating Capital	\$0	\$0	\$0	\$0	\$0	\$0	\$0	\$0	\$0	\$0
<b>TOTAL</b>	<b>\$1,023,869</b>	<b>\$0</b>	<b>\$0</b>	<b>\$0</b>	<b>\$0</b>	<b>\$0</b>	<b>\$0</b>	<b>\$0</b>	<b>\$0</b>	<b>\$1,023,869</b>
<b>PROGRAM REVENUE</b>										
Taxes	\$0	\$0	\$0	\$0	\$0	\$0	\$0	\$0	\$0	\$0
Intergovernmental Revenue	\$0	\$0	\$0	\$0	\$0	\$0	\$0	\$0	\$0	\$0
Licenses & Permits	\$0	\$0	\$0	\$0	\$0	\$0	\$0	\$0	\$0	\$0
Fines, Forfeits & Penalties	\$0	\$0	\$0	\$0	\$0	\$0	\$0	\$0	\$0	\$0
Public Charges for Services	\$0	\$0	\$0	\$0	\$0	\$0	\$0	\$0	\$0	\$0
Intergovernmental Charge for Services	\$0	\$0	\$0	\$0	\$0	\$0	\$0	\$0	\$0	\$0
Miscellaneous	\$0	\$0	\$0	\$0	\$0	\$0	\$0	\$0	\$0	\$0
Other Financing Sources	\$0	\$0	\$0	\$0	\$0	\$0	\$0	\$0	\$0	\$0
<b>TOTAL</b>	<b>\$0</b>	<b>\$0</b>	<b>\$0</b>	<b>\$0</b>	<b>\$0</b>	<b>\$0</b>	<b>\$0</b>	<b>\$0</b>	<b>\$0</b>	<b>\$0</b>
<b>GPR SUPPORT</b>	<b>\$1,023,869</b>	<b>\$0</b>	<b>\$0</b>	<b>\$0</b>	<b>\$0</b>	<b>\$0</b>	<b>\$0</b>	<b>\$0</b>	<b>\$0</b>	<b>\$1,023,869</b>
<b>F.T.E. STAFF</b>	<b>7.000</b>	<b>0.000</b>	<b>0.000</b>	<b>0.000</b>	<b>0.000</b>	<b>0.000</b>	<b>0.000</b>	<b>0.000</b>	<b>0.000</b>	<b>7.000</b>

<b>NARRATIVE INFORMATION ABOUT DECISION ITEMS SHOWN ABOVE</b>	Expenditures	Revenue	GPR Support
<b>2021 BUDGET BASE</b>	\$1,023,869	\$0	\$1,023,869
<b>2021 EXECUTIVE BUDGET</b>	\$1,023,869	\$0	\$1,023,869

<b>Dept:</b> County Executive	09	<b>DANE COUNTY</b>	<b>Fund Name:</b> General Fund
<b>Prgm:</b> Legislative Lobbyist	104/00		<b>Fund No:</b> 1110

**Mission:**  
To work with the County Executive, the County Board and county departments to develop a legislative agenda for Dane County and lobby the state legislature, the Governor and state agencies to implement that agenda. Also, to lobby where appropriate and necessary on Federal issues.

**Description:**  
The expanding role of the county in providing additional services in partnership with the state and federal governments has increased the need to represent the county's diverse interests at the state and federal levels. The Legislative Lobbyist works with the County Executive, the County Board and other county elected officials and county agencies to develop positions on issues and lobbying strategies. The Lobbyist is responsible for communicating those positions to the Governor, state legislators and state agencies, for drafting legislation and preparing testimony. The Lobbyist also provides ongoing reports to the Dane County Board's Executive Committee.

	Actual 2019	Adopted 2020	2019 Carry Forward	Board Transfers	Budget As Modified	2020 YTD	Estimated 2020	Department Request
<b>PROGRAM EXPENDITURES</b>								
Personnel Costs	\$111,721	\$142,600	\$0	\$0	\$142,600	\$47,552	\$147,669	\$151,200
Operating Expenses	\$1,151	\$10,250	\$0	\$0	\$10,250	\$47	\$10,201	\$10,250
Contractual Services	\$0	\$0	\$0	\$0	\$0	\$0	\$0	\$0
Operating Capital	\$0	\$0	\$0	\$0	\$0	\$0	\$0	\$0
<b>TOTAL</b>	<b>\$112,872</b>	<b>\$152,850</b>	<b>\$0</b>	<b>\$0</b>	<b>\$152,850</b>	<b>\$47,599</b>	<b>\$157,870</b>	<b>\$161,450</b>
<b>PROGRAM REVENUE</b>								
Taxes	\$0	\$0	\$0	\$0	\$0	\$0	\$0	\$0
Intergovernmental Revenue	\$0	\$0	\$0	\$0	\$0	\$0	\$0	\$0
Licenses & Permits	\$0	\$0	\$0	\$0	\$0	\$0	\$0	\$0
Fines, Forfeits & Penalties	\$0	\$0	\$0	\$0	\$0	\$0	\$0	\$0
Public Charges for Services	\$0	\$0	\$0	\$0	\$0	\$0	\$0	\$0
Intergovernmental Charge for Services	\$0	\$0	\$0	\$0	\$0	\$0	\$0	\$0
Miscellaneous	\$0	\$0	\$0	\$0	\$0	\$0	\$0	\$0
Other Financing Sources	\$0	\$0	\$0	\$0	\$0	\$0	\$0	\$0
<b>TOTAL</b>	<b>\$0</b>	<b>\$0</b>	<b>\$0</b>	<b>\$0</b>	<b>\$0</b>	<b>\$0</b>	<b>\$0</b>	<b>\$0</b>
<b>GPR SUPPORT</b>	<b>\$112,872</b>	<b>\$152,850</b>			<b>\$152,850</b>			<b>\$161,450</b>
<b>F.T.E. STAFF</b>	<b>1.000</b>	<b>1.000</b>					<b>1.000</b>	<b>1.000</b>

<b>Dept:</b>	County Executive	09							<b>Fund Name:</b>	General Fund
<b>Prgm:</b>	Legislative Lobbyist	104/00							<b>Fund No.:</b>	1110
<b>DI#</b>	NONE	2021 Base	<b>Net Decision Items</b>							2021 Executive Budget
			<b>01</b>	<b>02</b>	<b>03</b>	<b>04</b>	<b>05</b>	<b>06</b>	<b>07</b>	
<b>PROGRAM EXPENDITURES</b>										
	Personnel Costs	\$151,200	\$0	\$0	\$0	\$0	\$0	\$0	\$0	\$151,200
	Operating Expenses	\$10,250	\$0	\$0	\$0	\$0	\$0	\$0	\$0	\$10,250
	Contractual Services	\$0	\$0	\$0	\$0	\$0	\$0	\$0	\$0	\$0
	Operating Capital	\$0	\$0	\$0	\$0	\$0	\$0	\$0	\$0	\$0
	<b>TOTAL</b>	<b>\$161,450</b>	<b>\$0</b>	<b>\$0</b>	<b>\$0</b>	<b>\$0</b>	<b>\$0</b>	<b>\$0</b>	<b>\$0</b>	<b>\$161,450</b>
<b>PROGRAM REVENUE</b>										
	Taxes	\$0	\$0	\$0	\$0	\$0	\$0	\$0	\$0	\$0
	Intergovernmental Revenue	\$0	\$0	\$0	\$0	\$0	\$0	\$0	\$0	\$0
	Licenses & Permits	\$0	\$0	\$0	\$0	\$0	\$0	\$0	\$0	\$0
	Fines, Forfeits & Penalties	\$0	\$0	\$0	\$0	\$0	\$0	\$0	\$0	\$0
	Public Charges for Services	\$0	\$0	\$0	\$0	\$0	\$0	\$0	\$0	\$0
	Intergovernmental Charge for Services	\$0	\$0	\$0	\$0	\$0	\$0	\$0	\$0	\$0
	Miscellaneous	\$0	\$0	\$0	\$0	\$0	\$0	\$0	\$0	\$0
	Other Financing Sources	\$0	\$0	\$0	\$0	\$0	\$0	\$0	\$0	\$0
	<b>TOTAL</b>	<b>\$0</b>	<b>\$0</b>	<b>\$0</b>	<b>\$0</b>	<b>\$0</b>	<b>\$0</b>	<b>\$0</b>	<b>\$0</b>	<b>\$0</b>
<b>GPR SUPPORT</b>		<b>\$161,450</b>	<b>\$0</b>	<b>\$0</b>	<b>\$0</b>	<b>\$0</b>	<b>\$0</b>	<b>\$0</b>	<b>\$0</b>	<b>\$161,450</b>
<b>F.T.E. STAFF</b>		<b>1.000</b>	<b>0.000</b>	<b>0.000</b>	<b>0.000</b>	<b>0.000</b>	<b>0.000</b>	<b>0.000</b>	<b>0.000</b>	<b>1.000</b>

<b>NARRATIVE INFORMATION ABOUT DECISION ITEMS SHOWN ABOVE</b>			Expenditures	Revenue	GPR Support
<b>2021 BUDGET BASE</b>			\$161,450	\$0	\$161,450
<b>2021 EXECUTIVE BUDGET</b>			\$161,450	\$0	\$161,450

<b>Dept:</b> County Executive	09	<b>DANE COUNTY</b>	<b>Fund Name:</b> General Fund
<b>Prgm:</b> Office of Energy & Climate Change	105/00		<b>Fund No:</b> 1110

**Mission:**  
To work with the County Executive, the County Board, county departments, municipal governments, businesses, non-profit organizations, and other entities coordinating and developing programs to reduce local climate change emissions and mitigate the impacts of climate change.

**Description:**  
The Office of Energy and Climate Change is responsible for planning, organizing, developing, and implementing a county-wide climate change action plan. The Office will coordinate and direct the activities of the County Executive's Dane County Climate Change Action Council that will determine emission reduction targets and implementation plans; serve as liaison to members of the council; meet with stakeholder organizations; coordinate programs of county departments; oversee public relations and promotional activities of Dane County's climate change initiatives; and provide technical assistance to individuals and organizations. The Office will monitor and track the performance of these efforts to reduce climate change emissions and adapt to climate change.

	Actual 2019	Adopted 2020	2019 Carry Forward	Board Transfers	Budget As Modified	2020 YTD	Estimated 2020	Department Request
<b>PROGRAM EXPENDITURES</b>								
Personnel Costs	\$164,430	\$178,500	\$0	\$0	\$178,500	\$62,368	\$127,121	\$206,600
Operating Expenses	\$22,562	\$30,000	\$32,312	\$0	\$62,312	\$8,048	\$59,816	\$30,000
Contractual Services	\$30,000	\$45,000	\$120,000	\$0	\$165,000	\$0	\$165,000	\$0
Operating Capital	\$0	\$0	\$0	\$0	\$0	\$0	\$0	\$0
<b>TOTAL</b>	<b>\$216,992</b>	<b>\$253,500</b>	<b>\$152,312</b>	<b>\$0</b>	<b>\$405,812</b>	<b>\$70,415</b>	<b>\$351,937</b>	<b>\$236,600</b>
<b>PROGRAM REVENUE</b>								
Taxes	\$0	\$0	\$0	\$0	\$0	\$0	\$0	\$0
Intergovernmental Revenue	\$0	\$0	\$0	\$0	\$0	\$0	\$0	\$0
Licenses & Permits	\$0	\$0	\$0	\$0	\$0	\$0	\$0	\$0
Fines, Forfeits & Penalties	\$0	\$0	\$0	\$0	\$0	\$0	\$0	\$0
Public Charges for Services	\$25,000	\$0	\$0	\$0	\$0	\$0	\$0	\$0
Intergovernmental Charge for Services	\$0	\$0	\$0	\$0	\$0	\$0	\$0	\$0
Miscellaneous	\$0	\$0	\$0	\$0	\$0	\$0	\$0	\$0
Other Financing Sources	\$0	\$0	\$0	\$0	\$0	\$0	\$0	\$0
<b>TOTAL</b>	<b>\$25,000</b>	<b>\$0</b>	<b>\$0</b>	<b>\$0</b>	<b>\$0</b>	<b>\$0</b>	<b>\$0</b>	<b>\$0</b>
<b>GPR SUPPORT</b>	<b>\$191,992</b>	<b>\$253,500</b>			<b>\$405,812</b>			<b>\$236,600</b>
<b>F.T.E. STAFF</b>	<b>1.500</b>	<b>1.500</b>					<b>1.500</b>	<b>1.500</b>

<b>Dept:</b>	County Executive	09							<b>Fund Name:</b>	General Fund
<b>Prgm:</b>	Office of Energy & Climate Change	105/00							<b>Fund No.:</b>	1110
DI#	2021 Base	Net Decision Items							2021 Executive Budget	
		01	02	03	04	05	06	07		
<b>PROGRAM EXPENDITURES</b>										
Personnel Costs	\$206,600	\$0	\$0	\$0	\$0	\$0	\$0	\$0	\$206,600	
Operating Expenses	\$30,000	\$0	\$0	\$0	\$0	\$0	\$0	\$0	\$30,000	
Contractual Services	\$45,000	(\$45,000)	\$0	\$0	\$0	\$0	\$0	\$0	\$0	
Operating Capital	\$0	\$0	\$0	\$0	\$0	\$0	\$0	\$0	\$0	
<b>TOTAL</b>	<b>\$281,600</b>	<b>(\$45,000)</b>	<b>\$0</b>	<b>\$0</b>	<b>\$0</b>	<b>\$0</b>	<b>\$0</b>	<b>\$0</b>	<b>\$236,600</b>	
<b>PROGRAM REVENUE</b>										
Taxes	\$0	\$0	\$0	\$0	\$0	\$0	\$0	\$0	\$0	
Intergovernmental Revenue	\$0	\$0	\$0	\$0	\$0	\$0	\$0	\$0	\$0	
Licenses & Permits	\$0	\$0	\$0	\$0	\$0	\$0	\$0	\$0	\$0	
Fines, Forfeits & Penalties	\$0	\$0	\$0	\$0	\$0	\$0	\$0	\$0	\$0	
Public Charges for Services	\$0	\$0	\$0	\$0	\$0	\$0	\$0	\$0	\$0	
Intergovernmental Charge for Services	\$0	\$0	\$0	\$0	\$0	\$0	\$0	\$0	\$0	
Miscellaneous	\$0	\$0	\$0	\$0	\$0	\$0	\$0	\$0	\$0	
Other Financing Sources	\$0	\$0	\$0	\$0	\$0	\$0	\$0	\$0	\$0	
<b>TOTAL</b>	<b>\$0</b>	<b>\$0</b>	<b>\$0</b>	<b>\$0</b>	<b>\$0</b>	<b>\$0</b>	<b>\$0</b>	<b>\$0</b>	<b>\$0</b>	
<b>GPR SUPPORT</b>	<b>\$281,600</b>	<b>(\$45,000)</b>	<b>\$0</b>	<b>\$0</b>	<b>\$0</b>	<b>\$0</b>	<b>\$0</b>	<b>\$0</b>	<b>\$236,600</b>	
<b>F.T.E. STAFF</b>	<b>1.500</b>	<b>0.000</b>	<b>0.000</b>	<b>0.000</b>	<b>0.000</b>	<b>0.000</b>	<b>0.000</b>	<b>0.000</b>	<b>1.500</b>	

NARRATIVE INFORMATION ABOUT DECISION ITEMS SHOWN ABOVE		Expenditures	Revenue	GPR Support
<b>2021 BUDGET BASE</b>		\$281,600	\$0	\$281,600
DI #	EXEC-ENRG-1 Reduce Expenditures			
DEPT	Reduce the Climate Grant Fund expenditures to meet the GPR reduction amount.	(\$45,000)	\$0	(\$45,000)
EXEC	Approved as Requested	\$0	\$0	\$0
ADOPTED				\$0
NET DI # EXEC-ENRG-1		(\$45,000)	\$0	(\$45,000)
<b>2021 EXECUTIVE BUDGET</b>		\$236,600	\$0	\$236,600

<b>Dept:</b>	County Executive	09	<b>DANE COUNTY</b>	<b>Fund Name:</b>	General Fund
<b>Prgm:</b>	Cultural Affairs	108/3		<b>Fund No:</b>	1110

## Mission:

To support public participation in local arts and historical activity; increase public access to the cultural resources of the county; and forge working alliances among the arts producers, cultural institutions, businesses and governmental units of Dane County.

## Description:

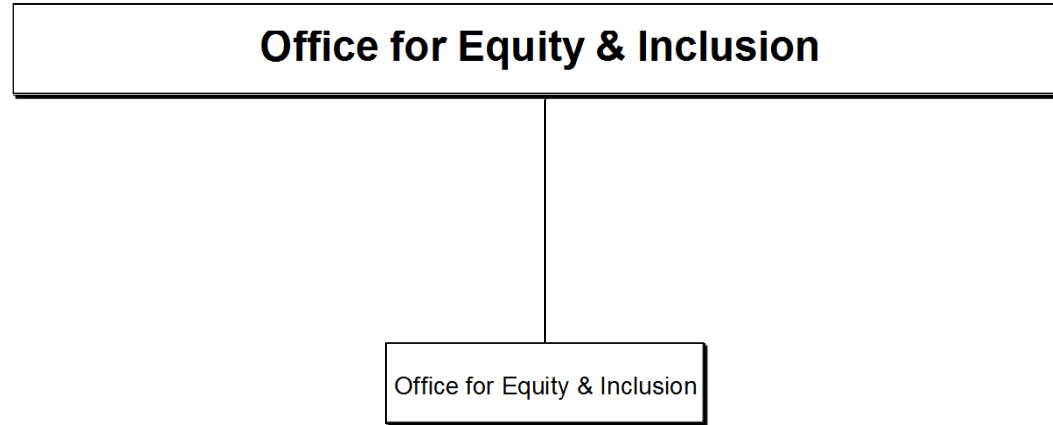
Recognizing that artistic enterprise is vital to a strong economy, that the rich and diverse cultural assets of Dane County are indispensable to the public welfare, and that county government maintains an interest in the development and preservation of these resources, the Dane County Board of Supervisors established the Cultural Affairs Commission in 1977. The County Executive appoints the Commissioners, who are approved by County Board. The Commission serves the public through three program areas. Grants: Grants are awarded on a competitive basis two times a year to individuals and nonprofit organizations seeking supplementary support for arts and historical projects. Commission-sponsored projects: These include commissioned art and placement of artwork by Wisconsin artists on governmental publications. Information & referral services: The Commission publishes an annual art poster, an annual art calendar, and produces other materials which promote cultural events and resources.

	Actual 2019	Adopted 2020	2019 Carry Forward	Board Transfers	Budget As Modified	2020 YTD	Estimated 2020	Department Request
<b>PROGRAM EXPENDITURES</b>								
Personnel Costs	\$134,423	\$181,900	\$6,136	\$0	\$188,036	\$40,130	\$145,445	\$185,300
Operating Expenses	\$100,836	\$110,973	\$118,118	\$0	\$229,091	\$75,476	\$227,295	\$109,499
Contractual Services	\$283,531	\$257,650	\$23,631	\$0	\$281,281	\$0	\$280,636	\$191,150
Operating Capital	\$0	\$0	\$0	\$0	\$0	\$0	\$0	\$0
<b>TOTAL</b>	<b>\$518,791</b>	<b>\$550,523</b>	<b>\$147,886</b>	<b>\$0</b>	<b>\$698,409</b>	<b>\$115,606</b>	<b>\$653,376</b>	<b>\$485,949</b>
<b>PROGRAM REVENUE</b>								
Taxes	\$0	\$0	\$0	\$0	\$0	\$0	\$0	\$0
Intergovernmental Revenue	\$0	\$0	\$0	\$0	\$0	\$0	\$0	\$0
Licenses & Permits	\$0	\$0	\$0	\$0	\$0	\$0	\$0	\$0
Fines, Forfeits & Penalties	\$0	\$0	\$0	\$0	\$0	\$0	\$0	\$0
Public Charges for Services	\$253,249	\$251,684	\$0	\$0	\$251,684	\$90,799	\$202,613	\$185,184
Intergovernmental Charge for Services	\$0	\$0	\$0	\$0	\$0	\$0	\$0	\$0
Miscellaneous	\$8,119	\$0	\$0	\$0	\$0	\$0	\$0	\$0
Other Financing Sources	\$0	\$0	\$0	\$0	\$0	\$0	\$0	\$0
<b>TOTAL</b>	<b>\$261,368</b>	<b>\$251,684</b>	<b>\$0</b>	<b>\$0</b>	<b>\$251,684</b>	<b>\$90,799</b>	<b>\$202,613</b>	<b>\$185,184</b>
<b>GPR SUPPORT</b>	<b>\$257,423</b>	<b>\$298,839</b>			<b>\$446,725</b>			<b>\$300,765</b>
<b>F.T.E. STAFF</b>	<b>1.500</b>	<b>1.500</b>					<b>1.500</b>	<b>1.500</b>



Dept: County Executive		09							Fund Name: General Fund	
Prgm: Cultural Affairs		108/3							Fund No.: 1110	
DI#	2021 Base	Net Decision Items							2021 Executive Budget	
		01	02	03	04	05	06	07		
<b>PROGRAM EXPENDITURES</b>										
Personnel Costs	\$185,200	\$100	\$0	\$0	\$0	\$0	\$0	\$0	\$185,300	
Operating Expenses	\$109,599	(\$100)	\$0	\$0	\$0	\$0	\$0	\$0	\$109,499	
Contractual Services	\$257,650	(\$66,500)	\$0	\$0	\$0	\$0	\$0	\$0	\$191,150	
Operating Capital	\$0	\$0	\$0	\$0	\$0	\$0	\$0	\$0	\$0	
<b>TOTAL</b>	<b>\$552,449</b>	<b>(\$66,500)</b>	<b>\$0</b>	<b>\$0</b>	<b>\$0</b>	<b>\$0</b>	<b>\$0</b>	<b>\$0</b>	<b>\$485,949</b>	
<b>PROGRAM REVENUE</b>										
Taxes	\$0	\$0	\$0	\$0	\$0	\$0	\$0	\$0	\$0	
Intergovernmental Revenue	\$0	\$0	\$0	\$0	\$0	\$0	\$0	\$0	\$0	
Licenses & Permits	\$0	\$0	\$0	\$0	\$0	\$0	\$0	\$0	\$0	
Fines, Forfeits & Penalties	\$0	\$0	\$0	\$0	\$0	\$0	\$0	\$0	\$0	
Public Charges for Services	\$251,684	(\$66,500)	\$0	\$0	\$0	\$0	\$0	\$0	\$185,184	
Intergovernmental Charge for Services	\$0	\$0	\$0	\$0	\$0	\$0	\$0	\$0	\$0	
Miscellaneous	\$0	\$0	\$0	\$0	\$0	\$0	\$0	\$0	\$0	
Other Financing Sources	\$0	\$0	\$0	\$0	\$0	\$0	\$0	\$0	\$0	
<b>TOTAL</b>	<b>\$251,684</b>	<b>(\$66,500)</b>	<b>\$0</b>	<b>\$0</b>	<b>\$0</b>	<b>\$0</b>	<b>\$0</b>	<b>\$0</b>	<b>\$185,184</b>	
<b>GPR SUPPORT</b>	<b>\$300,765</b>	<b>\$0</b>	<b>\$0</b>	<b>\$0</b>	<b>\$0</b>	<b>\$0</b>	<b>\$0</b>	<b>\$0</b>	<b>\$300,765</b>	
<b>F.T.E. STAFF</b>	<b>1.500</b>	<b>0.000</b>	<b>0.000</b>	<b>0.000</b>	<b>0.000</b>	<b>0.000</b>	<b>0.000</b>	<b>0.000</b>	<b>1.500</b>	

NARRATIVE INFORMATION ABOUT DECISION ITEMS SHOWN ABOVE		Expenditures	Revenue	GPR Support
<b>2021 BUDGET BASE</b>		\$552,449	\$251,684	\$300,765
DI #	EXEC-CULT-1 Adjust Expenditure & Revenue lines			
DEPT	Reduce the Grants Program to reflect reductions from outside funders. Also, reallocate a minimal amount to establish an LTE line.	(\$66,500)	(\$66,500)	\$0
EXEC	Approved as Requested	\$0	\$0	\$0
ADOPTED				\$0
NET DI # EXEC-CULT-1		(\$66,500)	(\$66,500)	\$0
<b>2021 EXECUTIVE BUDGET</b>		\$485,949	\$185,184	\$300,765



<b>Dept:</b>	Office for Equity & Inclusion	10	<b>DANE COUNTY</b>	<b>Fund Name:</b>	General Fund
<b>Prgm:</b>	Office for Equity & Inclusion	000/00		<b>Fund No:</b>	1110

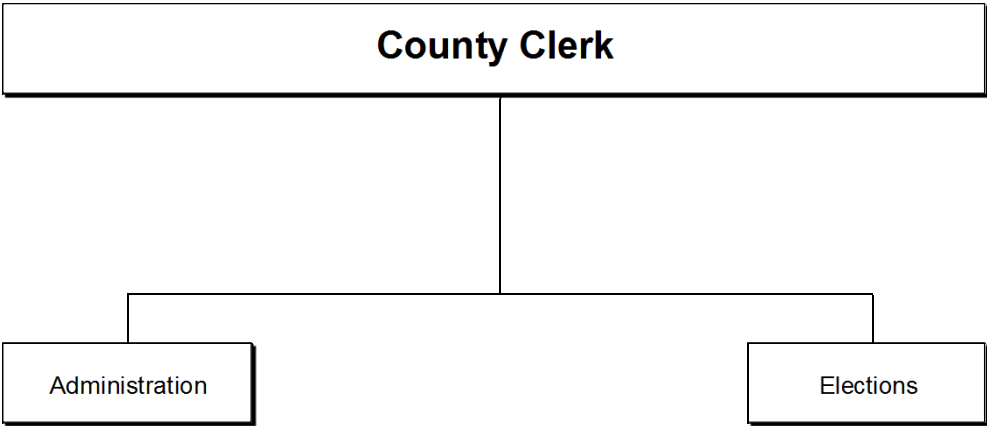
**Mission:**  
 To work with elected officials, such as the County Executive, the County Board, Sheriff, District Attorney as well as county departments, community-based organizations and Dane County residents on improving the County's efforts in promoting racial, gender and disability equality in the county's workforce, contracting and service opportunities.

**Description:**  
 The Office for Equity & Inclusion furthers Dane County's proven and ongoing commitment to addressing racial, gender and disability disparities. The Office directs Dane County's Equal Opportunity, Affirmative Action, Contract Compliance and Civil Rights compliance functions in order to achieve the most effective outcomes to affirmatively enhance employment and contracting opportunities for minority persons, women, and people with disabilities within County government, in addition to ensuring a safe and harassment free workplace for all county employees. The Office plays a critical role in supporting all county departments, including those led by constitutional officers in developing and implementing a countywide equity plan, conducting policy and program assessment of equity initiatives, and providing ongoing technical support and training. The Office also develops and administers community wide programs which enhance the opportunities for minority persons, women, and people with disabilities in employment, housing, recreation, and economic development with the assistance of the Dane County Equal Opportunity Commission, OEI Advisory Committee and the Racial Equity Strategic planning committees.

	Actual 2019	Adopted 2020	2019 Carry Forward	Board Transfers	Budget As Modified	2020 YTD	Estimated 2020	Department Request
<b>PROGRAM EXPENDITURES</b>								
Personnel Costs	\$730,609	\$778,700	\$0	\$0	\$778,700	\$243,876	\$789,101	\$818,500
Operating Expenses	\$198,350	\$290,137	\$129,641	\$0	\$419,778	\$34,326	\$423,777	\$267,612
Contractual Services	\$104,864	\$77,300	\$30,220	\$0	\$107,520	\$301	\$107,520	\$71,472
Operating Capital	\$0	\$0	\$0	\$0	\$0	\$0	\$0	\$0
<b>TOTAL</b>	<b>\$1,033,823</b>	<b>\$1,146,137</b>	<b>\$159,861</b>	<b>\$0</b>	<b>\$1,305,998</b>	<b>\$278,504</b>	<b>\$1,320,398</b>	<b>\$1,157,584</b>
<b>PROGRAM REVENUE</b>								
Taxes	\$0	\$0	\$0	\$0	\$0	\$0	\$0	\$0
Intergovernmental Revenue	\$0	\$0	\$0	\$0	\$0	\$0	\$0	\$0
Licenses & Permits	\$0	\$0	\$0	\$0	\$0	\$0	\$0	\$0
Fines, Forfeits & Penalties	\$0	\$0	\$0	\$0	\$0	\$0	\$0	\$0
Public Charges for Services	\$0	\$0	\$0	\$0	\$0	\$0	\$0	\$0
Intergovernmental Charge for Services	\$0	\$0	\$0	\$0	\$0	\$0	\$0	\$0
Miscellaneous	\$0	\$0	\$0	\$0	\$0	\$0	\$0	\$0
Other Financing Sources	\$0	\$0	\$0	\$0	\$0	\$0	\$0	\$0
<b>TOTAL</b>	<b>\$0</b>	<b>\$0</b>	<b>\$0</b>	<b>\$0</b>	<b>\$0</b>	<b>\$0</b>	<b>\$0</b>	<b>\$0</b>
<b>GPR SUPPORT</b>	<b>\$1,033,823</b>	<b>\$1,146,137</b>			<b>\$1,305,998</b>			<b>\$1,157,584</b>
<b>F.T.E. STAFF</b>	<b>6.500</b>	<b>6.500</b>					<b>6.500</b>	<b>6.500</b>

Dept: Office for Equity & Inclusion		10							Fund Name: General Fund	
Prgm: Office for Equity & Inclusion		000/00							Fund No.: 1110	
DI#	2021 Base	Net Decision Items							2021 Executive Budget	
		01	02	03	04	05	06	07		
<b>PROGRAM EXPENDITURES</b>										
Personnel Costs	\$818,500	\$0	\$0	\$0	\$0	\$0	\$0	\$0	\$0	\$818,500
Operating Expenses	\$290,137	(\$22,525)	\$0	\$0	\$0	\$0	\$0	\$0	\$0	\$267,612
Contractual Services	\$77,600	(\$6,128)	\$0	\$0	\$0	\$0	\$0	\$0	\$0	\$71,472
Operating Capital	\$0	\$0	\$0	\$0	\$0	\$0	\$0	\$0	\$0	\$0
<b>TOTAL</b>	<b>\$1,186,237</b>	<b>(\$28,653)</b>	<b>\$0</b>	<b>\$0</b>	<b>\$0</b>	<b>\$0</b>	<b>\$0</b>	<b>\$0</b>	<b>\$0</b>	<b>\$1,157,584</b>
<b>PROGRAM REVENUE</b>										
Taxes	\$0	\$0	\$0	\$0	\$0	\$0	\$0	\$0	\$0	\$0
Intergovernmental Revenue	\$0	\$0	\$0	\$0	\$0	\$0	\$0	\$0	\$0	\$0
Licenses & Permits	\$0	\$0	\$0	\$0	\$0	\$0	\$0	\$0	\$0	\$0
Fines, Forfeits & Penalties	\$0	\$0	\$0	\$0	\$0	\$0	\$0	\$0	\$0	\$0
Public Charges for Services	\$0	\$0	\$0	\$0	\$0	\$0	\$0	\$0	\$0	\$0
Intergovernmental Charge for Services	\$0	\$0	\$0	\$0	\$0	\$0	\$0	\$0	\$0	\$0
Miscellaneous	\$0	\$0	\$0	\$0	\$0	\$0	\$0	\$0	\$0	\$0
Other Financing Sources	\$0	\$0	\$0	\$0	\$0	\$0	\$0	\$0	\$0	\$0
<b>TOTAL</b>	<b>\$0</b>	<b>\$0</b>	<b>\$0</b>	<b>\$0</b>	<b>\$0</b>	<b>\$0</b>	<b>\$0</b>	<b>\$0</b>	<b>\$0</b>	<b>\$0</b>
<b>GPR SUPPORT</b>	<b>\$1,186,237</b>	<b>(\$28,653)</b>	<b>\$0</b>	<b>\$0</b>	<b>\$0</b>	<b>\$0</b>	<b>\$0</b>	<b>\$0</b>	<b>\$0</b>	<b>\$1,157,584</b>
<b>F.T.E. STAFF</b>	<b>6.500</b>	<b>0.000</b>	<b>0.000</b>	<b>0.000</b>	<b>0.000</b>	<b>0.000</b>	<b>0.000</b>	<b>0.000</b>	<b>0.000</b>	<b>6.500</b>

NARRATIVE INFORMATION ABOUT DECISION ITEMS SHOWN ABOVE		Expenditures	Revenue	GPR Support
<b>2021 BUDGET BASE</b>		\$1,186,237	\$0	\$1,186,237
DI #	OEI-OEI-1 2021- 2.5% BUDGET REDUCTION			
DEPT	2021 Budget Guidelines - 2.5% Reduction. OEI's target for reduction scenarios under the County Executive's guidelines is: \$28,653. Reduce various lines to meet the budget reduction and minimize funding impact on the following line items: Min. Business Enhancement, Promise School Program, Partners in Equity, Driver License Scholarship, MMSD Driver, Barrier Initiative, Simpson St Press, OFS, and POS Boys & Girls, Training, Travel.	(\$28,653)	\$0	(\$28,653)
EXEC	Approved as Requested	\$0	\$0	\$0
ADOPTED				\$0
NET DI # OEI-OEI-1		(\$28,653)	\$0	(\$28,653)
<b>2021 EXECUTIVE BUDGET</b>		\$1,157,584	\$0	\$1,157,584



<b>Dept:</b>	County Clerk	12	<b>DANE COUNTY</b>	<b>Fund Name:</b>	General Fund
<b>Prgm:</b>	Administration	110/00		<b>Fund No:</b>	1110

**Mission:**  
To provide efficient, effective, accountable, professional, and responsible service in a continuously improving manner to the public in the issuance of marriage licenses and distribution of dog licenses. The County Clerk is also statutorily the secretary for the County Board of Supervisors, and as such, is the preparer of the County Board Proceedings and the custodian of County Board records.

**Description:**  
Under Chapter 59.17 of the Wisconsin Statutes, the Clerk's responsibilities include these areas: coordinating county-wide elections (see Elections Program page); issuing marriage licenses (issuing approximately 3,000 annually, and collecting and paying funds); administering the dog licenses (receiving and distributing licenses to municipal treasurers). Finally, the Clerk serves as recording secretary to the County Board of Supervisors, monitors compliance with open meetings and records laws and maintains files of contracts, resolutions, ordinances, committee minutes and other documents.

	Actual 2019	Adopted 2020	2019 Carry Forward	Board Transfers	Budget As Modified	2020 YTD	Estimated 2020	Department Request
<b>PROGRAM EXPENDITURES</b>								
Personnel Costs	\$455,530	\$498,800	\$0	\$0	\$498,800	\$137,150	\$486,198	\$521,100
Operating Expenses	\$20,873	\$23,700	\$0	\$0	\$23,700	\$4,231	\$21,936	\$25,300
Contractual Services	\$13,191	\$20,600	\$0	\$0	\$20,600	\$1,004	\$10,290	\$12,600
Operating Capital	\$0	\$0	\$0	\$0	\$0	\$0	\$0	\$0
<b>TOTAL</b>	<b>\$489,594</b>	<b>\$543,100</b>	<b>\$0</b>	<b>\$0</b>	<b>\$543,100</b>	<b>\$142,385</b>	<b>\$518,424</b>	<b>\$559,000</b>
<b>PROGRAM REVENUE</b>								
Taxes	\$0	\$0	\$0	\$0	\$0	\$0	\$0	\$0
Intergovernmental Revenue	\$0	\$0	\$0	\$0	\$0	\$0	\$0	\$0
Licenses & Permits	\$134,090	\$153,000	\$0	\$0	\$153,000	\$23,580	\$136,027	\$138,000
Fines, Forfeits & Penalties	\$0	\$0	\$0	\$0	\$0	\$0	\$0	\$0
Public Charges for Services	\$1,116	\$1,200	\$0	\$0	\$1,200	\$23	\$873	\$1,200
Intergovernmental Charge for Services	\$0	\$0	\$0	\$0	\$0	\$0	\$0	\$0
Miscellaneous	\$3,360	\$2,000	\$0	\$0	\$2,000	\$568	\$2,000	\$2,000
Other Financing Sources	\$0	\$0	\$0	\$0	\$0	\$0	\$0	\$0
<b>TOTAL</b>	<b>\$138,566</b>	<b>\$156,200</b>	<b>\$0</b>	<b>\$0</b>	<b>\$156,200</b>	<b>\$24,171</b>	<b>\$138,900</b>	<b>\$141,200</b>
<b>GPR SUPPORT</b>	<b>\$351,028</b>	<b>\$386,900</b>			<b>\$386,900</b>			<b>\$417,800</b>
<b>F.T.E. STAFF</b>	<b>4.000</b>	<b>4.000</b>					<b>4.000</b>	<b>4.000</b>

<b>Dept:</b>	County Clerk	12							<b>Fund Name:</b>	General Fund
<b>Prgm:</b>	Administration	110/00							<b>Fund No.:</b>	1110
	2021	<b>Net Decision Items</b>							2021 Executive	
<b>DI#</b>	<b>Base</b>	<b>01</b>	<b>02</b>	<b>03</b>	<b>04</b>	<b>05</b>	<b>06</b>	<b>07</b>	<b>Budget</b>	
<b>PROGRAM EXPENDITURES</b>										
Personnel Costs	\$521,100	\$0	\$0	\$0	\$0	\$0	\$0	\$0	\$521,100	
Operating Expenses	\$23,700	(\$3,400)	\$0	\$5,000	\$0	\$0	\$0	\$0	\$25,300	
Contractual Services	\$21,600	\$0	(\$9,000)	\$0	\$0	\$0	\$0	\$0	\$12,600	
Operating Capital	\$0	\$0	\$0	\$0	\$0	\$0	\$0	\$0	\$0	
<b>TOTAL</b>	<b>\$566,400</b>	<b>(\$3,400)</b>	<b>(\$9,000)</b>	<b>\$5,000</b>	<b>\$0</b>	<b>\$0</b>	<b>\$0</b>	<b>\$0</b>	<b>\$559,000</b>	
<b>PROGRAM REVENUE</b>										
Taxes	\$0	\$0	\$0	\$0	\$0	\$0	\$0	\$0	\$0	
Intergovernmental Revenue	\$0	\$0	\$0	\$0	\$0	\$0	\$0	\$0	\$0	
Licenses & Permits	\$153,000	\$0	\$0	\$0	(\$15,000)	\$0	\$0	\$0	\$138,000	
Fines, Forfeits & Penalties	\$0	\$0	\$0	\$0	\$0	\$0	\$0	\$0	\$0	
Public Charges for Services	\$1,200	\$0	\$0	\$0	\$0	\$0	\$0	\$0	\$1,200	
Intergovernmental Charge for Services	\$0	\$0	\$0	\$0	\$0	\$0	\$0	\$0	\$0	
Miscellaneous	\$2,000	\$0	\$0	\$0	\$0	\$0	\$0	\$0	\$2,000	
Other Financing Sources	\$0	\$0	\$0	\$0	\$0	\$0	\$0	\$0	\$0	
<b>TOTAL</b>	<b>\$156,200</b>	<b>\$0</b>	<b>\$0</b>	<b>\$0</b>	<b>(\$15,000)</b>	<b>\$0</b>	<b>\$0</b>	<b>\$0</b>	<b>\$141,200</b>	
<b>GPR SUPPORT</b>	<b>\$410,200</b>	<b>(\$3,400)</b>	<b>(\$9,000)</b>	<b>\$5,000</b>	<b>\$15,000</b>	<b>\$0</b>	<b>\$0</b>	<b>\$0</b>	<b>\$417,800</b>	
<b>F.T.E. STAFF</b>	<b>4.000</b>	<b>0.000</b>	<b>0.000</b>	<b>0.000</b>	<b>0.000</b>	<b>0.000</b>	<b>0.000</b>	<b>0.000</b>	<b>4.000</b>	

<b>NARRATIVE INFORMATION ABOUT DECISION ITEMS SHOWN ABOVE</b>		Expenditures	Revenue	GPR Support
<b>2021 BUDGET BASE</b>		\$566,400	\$156,200	\$410,200
DI #	CLRK-ADMN-1                      Decrease General Office Supply Spending			
DEPT	Decrease the printing and office supply budget.	(\$3,400)	\$0	(\$3,400)
EXEC	Approved as Requested	\$0	\$0	\$0
ADOPTED				\$0
NET DI #    CLRK-ADMN-1		(\$3,400)	\$0	(\$3,400)

Dept:	County Clerk	12	Fund Name:	General Fund	
Prgm:	Administration	110/00	Fund No.:	1110	
NARRATIVE INFORMATION ABOUT DECISION ITEMS SHOWN ON PREVIOUS PAGE			Expenditures	Revenue	GPR Support
DI #	CLRK-ADMN-2	Remove Scanner Lease			
DEPT	Removal of Scanner Lease funds.		(\$9,000)	\$0	(\$9,000)
EXEC	Approved as Requested		\$0	\$0	\$0
ADOPTED					\$0
NET DI # CLRK-ADMN-2			(\$9,000)	\$0	(\$9,000)
DI #	CLRK-ADMN-3	Reallocation for Conference and Training			
DEPT	Reallocation of Funds from COCLKEL 22447 to Conference & Training COCLKADM 20648.		\$5,000	\$0	\$5,000
EXEC	Approved as Requested		\$0	\$0	\$0
ADOPTED					\$0
NET DI # CLRK-ADMN-3			\$5,000	\$0	\$5,000
DI #	CLRK-ADMN-4	Adjust Revenue			
DEPT	Reduce Marriage License Revenue. Marriage license revenue has seen a fairly steady decline in the number of licenses issued each of the last few years. Based upon historical data, this reduction is a more realistic revenue amount.		\$0	(\$15,000)	\$15,000
EXEC	Approved as Requested		\$0	\$0	\$0
ADOPTED					\$0
NET DI # CLRK-ADMN-4			\$0	(\$15,000)	\$15,000
<b>2021 EXECUTIVE BUDGET</b>			\$559,000	\$141,200	\$417,800



<b>Dept:</b>	County Clerk	12	<b>DANE COUNTY</b>	<b>Fund Name:</b>	General Fund
<b>Prgm:</b>	Elections	112/00		<b>Fund No:</b>	1110

**Mission:**  
 To provide information to the public and training to the municipal clerks and poll workers in the coordination of county-wide elections. To promote a county-wide election system for Dane County.

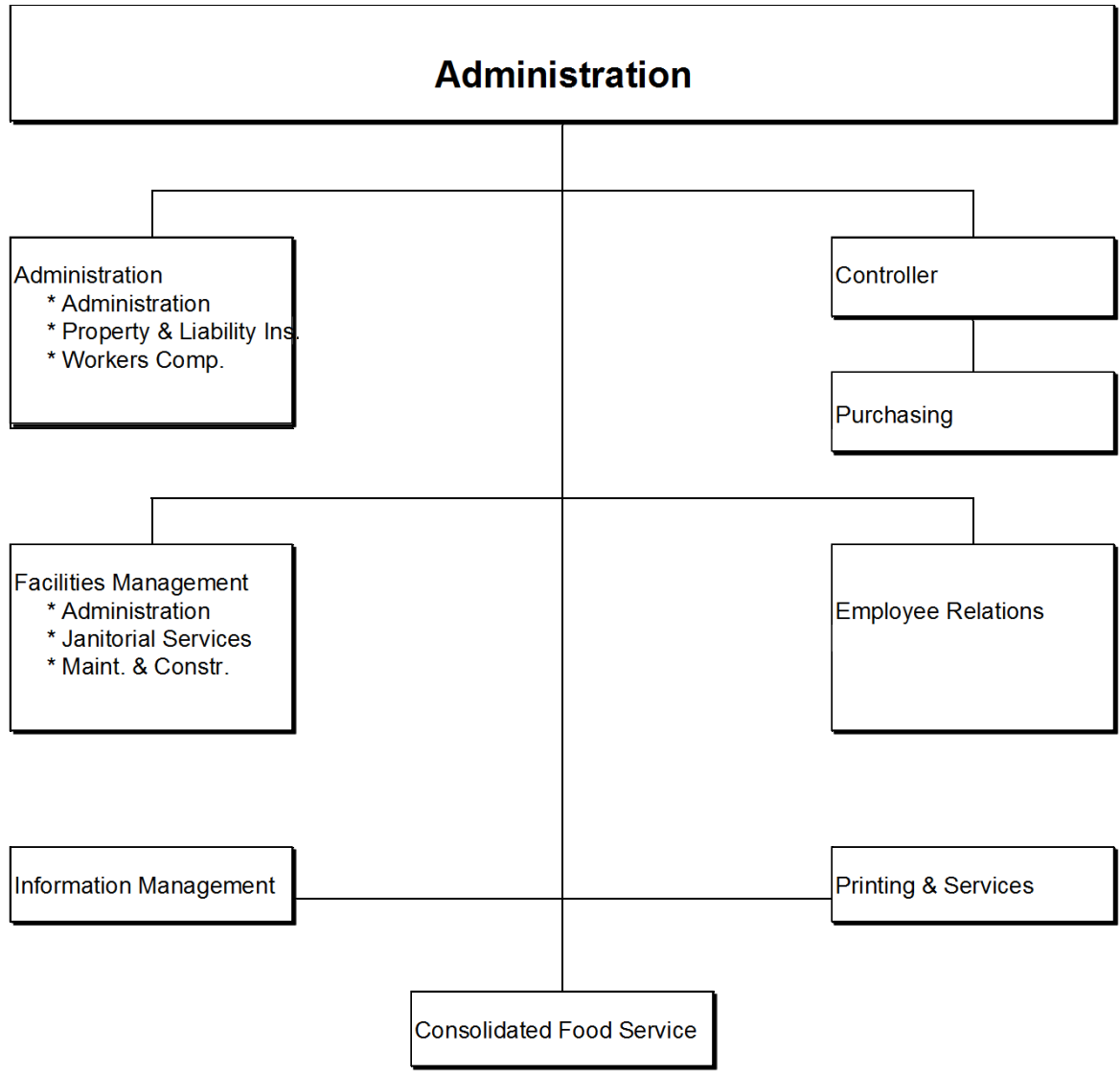
**Description:**  
 Under Chapter 59.17 of the Wisconsin Statutes, the Clerk is responsible for coordinating county, state, and national elections, including publishing notices; preparing, printing and distributing ballots; tabulating returns; training poll workers and municipal clerks; monitoring candidate financial reports for county officers; and storing and maintaining election records. The Clerk is the filing officer for nomination papers and campaign finance reports for County elected offices. Through the filing of various election forms, the Clerk determines whether County candidates qualify for ballot placement. The Clerk, when not a candidate for elections, also serves as a member of the County Board of Canvassers.

	Actual 2019	Adopted 2020	2019 Carry Forward	Board Transfers	Budget As Modified	2020 YTD	Estimated 2020	Department Request
<b>PROGRAM EXPENDITURES</b>								
Personnel Costs	\$46,612	\$92,700	\$8,322	\$0	\$101,022	\$24,208	\$102,444	\$89,500
Operating Expenses	\$83,747	\$390,000	\$0	\$0	\$390,000	\$196,960	\$391,824	\$207,200
Contractual Services	\$44,624	\$80,500	\$0	\$0	\$80,500	\$41,915	\$80,500	\$67,500
Operating Capital	\$0	\$0	\$0	\$0	\$0	\$0	\$0	\$0
<b>TOTAL</b>	<b>\$174,984</b>	<b>\$563,200</b>	<b>\$8,322</b>	<b>\$0</b>	<b>\$571,522</b>	<b>\$263,084</b>	<b>\$574,768</b>	<b>\$364,200</b>
<b>PROGRAM REVENUE</b>								
Taxes	\$0	\$0	\$0	\$0	\$0	\$0	\$0	\$0
Intergovernmental Revenue	\$185,400	\$150,900	\$0	\$0	\$150,900	\$0	\$150,900	\$100,900
Licenses & Permits	\$0	\$0	\$0	\$0	\$0	\$0	\$0	\$0
Fines, Forfeits & Penalties	\$0	\$0	\$0	\$0	\$0	\$0	\$0	\$0
Public Charges for Services	\$6,217	\$500	\$0	\$0	\$500	\$0	\$500	\$0
Intergovernmental Charge for Services	\$0	\$0	\$0	\$0	\$0	\$0	\$0	\$0
Miscellaneous	\$67,816	\$85,100	\$0	\$0	\$85,100	\$0	\$85,000	\$35,100
Other Financing Sources	\$0	\$0	\$0	\$0	\$0	\$0	\$0	\$0
<b>TOTAL</b>	<b>\$259,434</b>	<b>\$236,500</b>	<b>\$0</b>	<b>\$0</b>	<b>\$236,500</b>	<b>\$0</b>	<b>\$236,400</b>	<b>\$136,000</b>
<b>GPR SUPPORT</b>	<b>(\$84,450)</b>	<b>\$326,700</b>			<b>\$335,022</b>			<b>\$228,200</b>
<b>F.T.E. STAFF</b>	<b>0.750</b>	<b>1.000</b>					<b>1.000</b>	<b>1.000</b>

Dept: County Clerk Prgm: Elections		12 112/00							Fund Name: General Fund Fund No.: 1110
DI#	2021 Base	Net Decision Items							2021 Executive Budget
		01	02	03	04	05	06	07	
<b>PROGRAM EXPENDITURES</b>									
Personnel Costs	\$99,500	\$0	\$0	(\$2,200)	(\$7,800)	\$0	\$0	\$0	\$89,500
Operating Expenses	\$390,000	(\$180,000)	(\$5,000)	\$2,200	\$0	\$0	\$0	\$0	\$207,200
Contractual Services	\$80,500	(\$13,000)	\$0	\$0	\$0	\$0	\$0	\$0	\$67,500
Operating Capital	\$0	\$0	\$0	\$0	\$0	\$0	\$0	\$0	\$0
<b>TOTAL</b>	<b>\$570,000</b>	<b>(\$193,000)</b>	<b>(\$5,000)</b>	<b>\$0</b>	<b>(\$7,800)</b>	<b>\$0</b>	<b>\$0</b>	<b>\$0</b>	<b>\$364,200</b>
<b>PROGRAM REVENUE</b>									
Taxes	\$0	\$0	\$0	\$0	\$0	\$0	\$0	\$0	\$0
Intergovernmental Revenue	\$150,900	(\$50,000)	\$0	\$0	\$0	\$0	\$0	\$0	\$100,900
Licenses & Permits	\$0	\$0	\$0	\$0	\$0	\$0	\$0	\$0	\$0
Fines, Forfeits & Penalties	\$0	\$0	\$0	\$0	\$0	\$0	\$0	\$0	\$0
Public Charges for Services	\$500	(\$500)	\$0	\$0	\$0	\$0	\$0	\$0	\$0
Intergovernmental Charge for Services	\$0	\$0	\$0	\$0	\$0	\$0	\$0	\$0	\$0
Miscellaneous	\$85,100	(\$50,000)	\$0	\$0	\$0	\$0	\$0	\$0	\$35,100
Other Financing Sources	\$0	\$0	\$0	\$0	\$0	\$0	\$0	\$0	\$0
<b>TOTAL</b>	<b>\$236,500</b>	<b>(\$100,500)</b>	<b>\$0</b>	<b>\$0</b>	<b>\$0</b>	<b>\$0</b>	<b>\$0</b>	<b>\$0</b>	<b>\$136,000</b>
<b>GPR SUPPORT</b>	<b>\$333,500</b>	<b>(\$92,500)</b>	<b>(\$5,000)</b>	<b>\$0</b>	<b>(\$7,800)</b>	<b>\$0</b>	<b>\$0</b>	<b>\$0</b>	<b>\$228,200</b>
<b>F.T.E. STAFF</b>	<b>1.000</b>	<b>0.000</b>	<b>0.000</b>	<b>0.000</b>	<b>0.000</b>	<b>0.000</b>	<b>0.000</b>	<b>0.000</b>	<b>1.000</b>

NARRATIVE INFORMATION ABOUT DECISION ITEMS SHOWN ABOVE		Expenditures	Revenue	GPR Support
<b>2021 BUDGET BASE</b>		\$570,000	\$236,500	\$333,500
DI #	CLRK-ELEC-1 Election Cycle Expense & Revenue Adjustments			
DEPT	Adjust expenditures and revenues due to the election cycle. 2021 will most likely involve only two elections (spring primary and spring election).	(\$193,000)	(\$100,500)	(\$92,500)
EXEC	Approved as Requested	\$0	\$0	\$0
ADOPTED				\$0
NET DI # CLRK-ELEC-1		(\$193,000)	(\$100,500)	(\$92,500)

Dept:		County Clerk	12	Fund Name:		General Fund
Prgm:		Elections	112/00	Fund No.:		1110
NARRATIVE INFORMATION ABOUT DECISION ITEMS SHOWN ON PREVIOUS PAGE				Expenditures	Revenue	GPR Support
DI #	CLRK-ELEC-2	Reallocation of Funds to Conference & Training				
DEPT	Reallocation of Funds to COCLKADM 20648.			(\$5,000)	\$0	(\$5,000)
EXEC	Approved as Requested			\$0	\$0	\$0
ADOPTED						\$0
NET DI # CLRK-ELEC-2				(\$5,000)	\$0	(\$5,000)
DI #	CLRK-ELEC-3	Reallocation of Funds				
DEPT	Reallocation of funds from 10090 Per Meeting to 20938 Election Audits.			\$0	\$0	\$0
EXEC	Approved as Requested			\$0	\$0	\$0
ADOPTED						\$0
NET DI # CLRK-ELEC-3				\$0	\$0	\$0
DI #	CLRK-ELEC-4	LTE Hours				
DEPT	LTE Hours are no longer needed.			(\$7,800)	\$0	(\$7,800)
EXEC	Approved as Requested			\$0	\$0	\$0
ADOPTED						\$0
NET DI # CLRK-ELEC-4				(\$7,800)	\$0	(\$7,800)
<b>2021 EXECUTIVE BUDGET</b>				\$364,200	\$136,000	\$228,200



<b>Dept:</b>	Administration	15	<b>DANE COUNTY</b>	<b>Fund Name:</b>	General Fund
<b>Prgm:</b>	Administration	114/5		<b>Fund No:</b>	1110

**Mission:**

To provide management services that improve the effectiveness and efficiency of county government.

**Description:**

The Director of Administration oversees the department which includes the Controller, Employee Relations, Printing & Services, Purchasing, Information Management and Facilities Management Divisions, and the Office of the Director. Within the Director's Office is the Risk Management Office including county-wide ADA program activities and the Director of Policy and Program Improvement. The department provides centralized services for efficiency; establishes standards and administrative practices for all county departments to assure compliance with legal requirements and to promote effective and efficient operations; provides research and analysis to assist decision-makers in determining policy, plans, program authority, and budgets; operates a resource development program to maximize outside resources to meet county needs; and assists in problem-solving for employees and management, including formal consideration of third step grievances county-wide.

	Actual 2019	Adopted 2020	2019 Carry Forward	Board Transfers	Budget As Modified	2020 YTD	Estimated 2020	Department Request
<b>PROGRAM EXPENDITURES</b>								
Personnel Costs	\$970,498	\$1,067,700	\$0	\$0	\$1,067,700	\$315,636	\$1,074,518	\$1,085,000
Operating Expenses	\$46,787	\$14,035	\$91,522	\$0	\$105,557	\$10,022	\$112,503	\$14,035
Contractual Services	\$21,020	\$24,900	\$0	\$0	\$24,900	\$18,721	\$21,920	\$25,500
Operating Capital	\$0	\$0	\$0	\$0	\$0	\$0	\$0	\$0
<b>TOTAL</b>	<b>\$1,038,304</b>	<b>\$1,106,635</b>	<b>\$91,522</b>	<b>\$0</b>	<b>\$1,198,157</b>	<b>\$344,378</b>	<b>\$1,208,941</b>	<b>\$1,124,535</b>
<b>PROGRAM REVENUE</b>								
Taxes	\$0	\$0	\$0	\$0	\$0	\$0	\$0	\$0
Intergovernmental Revenue	\$342,975	\$332,897	\$0	\$0	\$332,897	\$0	\$332,897	\$343,297
Licenses & Permits	\$0	\$0	\$0	\$0	\$0	\$0	\$0	\$0
Fines, Forfeits & Penalties	\$0	\$0	\$0	\$0	\$0	\$0	\$0	\$0
Public Charges for Services	\$30,665	\$0	\$91,522	\$0	\$91,522	\$0	\$91,522	\$0
Intergovernmental Charge for Services	\$0	\$0	\$0	\$0	\$0	\$0	\$0	\$0
Miscellaneous	\$0	\$0	\$0	\$0	\$0	\$0	\$0	\$0
Other Financing Sources	\$0	\$0	\$0	\$0	\$0	\$0	\$0	\$0
<b>TOTAL</b>	<b>\$373,640</b>	<b>\$332,897</b>	<b>\$91,522</b>	<b>\$0</b>	<b>\$424,419</b>	<b>\$0</b>	<b>\$424,419</b>	<b>\$343,297</b>
<b>GPR SUPPORT</b>	<b>\$664,664</b>	<b>\$773,738</b>			<b>\$773,738</b>			<b>\$781,238</b>
<b>F.T.E. STAFF</b>	<b>7.000</b>	<b>7.000</b>					<b>7.000</b>	<b>7.000</b>

<b>Dept:</b>	Administration	15							<b>Fund Name:</b>	General Fund
<b>Prgm:</b>	Administration	114/5							<b>Fund No.:</b>	1110
<b>DI#</b>	<b>2021 Base</b>	<b>Net Decision Items</b>							<b>2021 Executive Budget</b>	
		<b>01</b>	<b>02</b>	<b>03</b>	<b>04</b>	<b>05</b>	<b>06</b>	<b>07</b>		
<b>PROGRAM EXPENDITURES</b>										
Personnel Costs	\$1,107,200	(\$22,200)	\$0	\$0	\$0	\$0	\$0	\$0	\$1,085,000	
Operating Expenses	\$14,035	\$0	\$2,500,000	\$0	\$0	\$0	\$0	\$0	\$2,514,035	
Contractual Services	\$25,500	\$0	\$0	\$0	\$0	\$0	\$0	\$0	\$25,500	
Operating Capital	\$0	\$0	\$0	\$0	\$0	\$0	\$0	\$0	\$0	
<b>TOTAL</b>	<b>\$1,146,735</b>	<b>(\$22,200)</b>	<b>\$2,500,000</b>	<b>\$0</b>	<b>\$0</b>	<b>\$0</b>	<b>\$0</b>	<b>\$0</b>	<b>\$3,624,535</b>	
<b>PROGRAM REVENUE</b>										
Taxes	\$0	\$0	\$0	\$0	\$0	\$0	\$0	\$0	\$0	
Intergovernmental Revenue	\$332,897	\$10,400	\$0	\$0	\$0	\$0	\$0	\$0	\$343,297	
Licenses & Permits	\$0	\$0	\$0	\$0	\$0	\$0	\$0	\$0	\$0	
Fines, Forfeits & Penalties	\$0	\$0	\$0	\$0	\$0	\$0	\$0	\$0	\$0	
Public Charges for Services	\$0	\$0	\$0	\$0	\$0	\$0	\$0	\$0	\$0	
Intergovernmental Charge for Services	\$0	\$0	\$0	\$0	\$0	\$0	\$0	\$0	\$0	
Miscellaneous	\$0	\$0	\$0	\$0	\$0	\$0	\$0	\$0	\$0	
Other Financing Sources	\$0	\$0	\$0	\$0	\$0	\$0	\$0	\$0	\$0	
<b>TOTAL</b>	<b>\$332,897</b>	<b>\$10,400</b>	<b>\$0</b>	<b>\$0</b>	<b>\$0</b>	<b>\$0</b>	<b>\$0</b>	<b>\$0</b>	<b>\$343,297</b>	
<b>GPR SUPPORT</b>	<b>\$813,838</b>	<b>(\$32,600)</b>	<b>\$2,500,000</b>	<b>\$0</b>	<b>\$0</b>	<b>\$0</b>	<b>\$0</b>	<b>\$0</b>	<b>\$3,281,238</b>	
<b>F.T.E. STAFF</b>	<b>7.000</b>	<b>0.000</b>	<b>0.000</b>	<b>0.000</b>	<b>0.000</b>	<b>0.000</b>	<b>0.000</b>	<b>0.000</b>	<b>7.000</b>	

<b>NARRATIVE INFORMATION ABOUT DECISION ITEMS SHOWN ABOVE</b>		Expenditures	Revenue	GPR Support
<b>2021 BUDGET BASE</b>		\$1,146,735	\$332,897	\$813,838
DI #	ADMN-ADMN-1 GPR Reduction			
DEPT	Reduce LTE expenditures and recognize additional revenue to help Department of Administration meet the 2021 GPR Reduction target.	(\$22,200)	\$10,400	(\$32,600)
EXEC	Approved as Requested	\$0	\$0	\$0
ADOPTED				\$0
<b>NET DI # ADMN-ADMN-1</b>		<b>(\$22,200)</b>	<b>\$10,400</b>	<b>(\$32,600)</b>

<b>Dept:</b>	Administration	15	<b>Fund Name:</b>	General Fund
<b>Prgm:</b>	Administration	114/5	<b>Fund No.:</b>	1110

NARRATIVE INFORMATION ABOUT DECISION ITEMS SHOWN ON PREVIOUS PAGE			Expenditures	Revenue	GPR Support
DI #	ADMN-ADMN-2	COVID-19 Expenses			
DEPT			\$0	\$0	\$0
EXEC	Increase expenditures by \$2.5 million for internal county expenses related to the COVID-19 pandemic.		\$2,500,000	\$0	\$2,500,000
ADOPTED					\$0
	NET DI #	ADMN-ADMN-2	\$2,500,000	\$0	\$2,500,000

--	--	--	--	--	--

<b>2021 EXECUTIVE BUDGET</b>	\$3,624,535	\$343,297	\$3,281,238
------------------------------	-------------	-----------	-------------

<b>Dept:</b>	Administration	15	<b>DANE COUNTY</b>	<b>Fund Name:</b>	Property & Liability Insur
<b>Prgm:</b>	Property & Liability Insurance Fund	144:147/00		<b>Fund No:</b>	5210

**Mission:**  
To reduce Dane County government's exposure to liability from hazards beyond the control of the County, by utilizing various risk management techniques that include risk evaluation, risk avoidance, risk reduction, risk retention (self-insurance), or risk transfer (insurance and/or contractual).

**Description:**  
Dane County purchases insurance coverage for many purposes: property, equipment, computer, boiler, aviation liability, professional liability for nurses, auto comprehensive, and workers compensation insurance for volunteers of Emergency Medical Services (EMS) districts throughout Dane County.

	Actual 2019	Adopted 2020	2019 Carry Forward	Board Transfers	Budget As Modified	2020 YTD	Estimated 2020	Department Request
<b>PROGRAM EXPENDITURES</b>								
Personnel Costs	\$0	\$0	\$0	\$0	\$0	\$0	\$0	\$0
Operating Expenses	\$244,076	\$241,000	\$0	\$0	\$241,000	\$9,363	\$225,855	\$251,300
Contractual Services	\$2,139,329	\$2,445,600	\$36,382	\$0	\$2,481,982	\$1,400,098	\$2,695,279	\$2,696,300
Operating Capital	\$0	\$0	\$0	\$0	\$0	\$0	\$0	\$0
<b>TOTAL</b>	<b>\$2,383,405</b>	<b>\$2,686,600</b>	<b>\$36,382</b>	<b>\$0</b>	<b>\$2,722,982</b>	<b>\$1,409,461</b>	<b>\$2,921,134</b>	<b>\$2,947,600</b>
<b>PROGRAM REVENUE</b>								
Taxes	\$0	\$0	\$0	\$0	\$0	\$0	\$0	\$0
Intergovernmental Revenue	\$2,148,192	\$2,551,900	\$0	\$0	\$2,551,900	\$0	\$2,551,900	\$2,828,600
Licenses & Permits	\$0	\$0	\$0	\$0	\$0	\$0	\$0	\$0
Fines, Forfeits & Penalties	\$0	\$0	\$0	\$0	\$0	\$0	\$0	\$0
Public Charges for Services	\$0	\$0	\$0	\$0	\$0	\$0	\$0	\$0
Intergovernmental Charge for Services	\$0	\$0	\$0	\$0	\$0	\$0	\$0	\$0
Miscellaneous	\$406,918	\$134,700	\$0	\$0	\$134,700	\$105,570	\$357,197	\$119,000
Other Financing Sources	\$0	\$0	\$0	\$0	\$0	\$0	\$0	\$0
<b>TOTAL</b>	<b>\$2,555,110</b>	<b>\$2,686,600</b>	<b>\$0</b>	<b>\$0</b>	<b>\$2,686,600</b>	<b>\$105,570</b>	<b>\$2,909,097</b>	<b>\$2,947,600</b>
<b>REVENUE OVER/(UNDER) EXPENSES</b>	<b>\$171,705</b>	<b>\$0</b>			<b>(\$36,382)</b>			<b>\$0</b>
<b>F.T.E. STAFF</b>	<b>0.000</b>	<b>0.000</b>					<b>0.000</b>	<b>0.000</b>



<b>Dept:</b>	Administration	15							<b>Fund Name:</b>	Property & Liability Insu
<b>Prgm:</b>	Property & Liability Insurance Fund	144:147/00							<b>Fund No.:</b>	5210
<b>DI#</b>	NONE	2021 Base	<b>Net Decision Items</b>							2021 Executive Budget
			<b>01</b>	<b>02</b>	<b>03</b>	<b>04</b>	<b>05</b>	<b>06</b>	<b>07</b>	
<b>PROGRAM EXPENDITURES</b>										
Personnel Costs	\$0	\$0	\$0	\$0	\$0	\$0	\$0	\$0	\$0	\$0
Operating Expenses	\$251,300	\$0	\$0	\$0	\$0	\$0	\$0	\$0	\$0	\$251,300
Contractual Services	\$2,696,300	\$0	\$0	\$0	\$0	\$0	\$0	\$0	\$0	\$2,696,300
Operating Capital	\$0	\$0	\$0	\$0	\$0	\$0	\$0	\$0	\$0	\$0
<b>TOTAL</b>	<b>\$2,947,600</b>	<b>\$0</b>	<b>\$0</b>	<b>\$0</b>	<b>\$0</b>	<b>\$0</b>	<b>\$0</b>	<b>\$0</b>	<b>\$0</b>	<b>\$2,947,600</b>
<b>PROGRAM REVENUE</b>										
Taxes	\$0	\$0	\$0	\$0	\$0	\$0	\$0	\$0	\$0	\$0
Intergovernmental Revenue	\$2,828,600	\$0	\$0	\$0	\$0	\$0	\$0	\$0	\$0	\$2,828,600
Licenses & Permits	\$0	\$0	\$0	\$0	\$0	\$0	\$0	\$0	\$0	\$0
Fines, Forfeits & Penalties	\$0	\$0	\$0	\$0	\$0	\$0	\$0	\$0	\$0	\$0
Public Charges for Services	\$0	\$0	\$0	\$0	\$0	\$0	\$0	\$0	\$0	\$0
Intergovernmental Charge for Services	\$0	\$0	\$0	\$0	\$0	\$0	\$0	\$0	\$0	\$0
Miscellaneous	\$119,000	\$0	\$0	\$0	\$0	\$0	\$0	\$0	\$0	\$119,000
Other Financing Sources	\$0	\$0	\$0	\$0	\$0	\$0	\$0	\$0	\$0	\$0
<b>TOTAL</b>	<b>\$2,947,600</b>	<b>\$0</b>	<b>\$0</b>	<b>\$0</b>	<b>\$0</b>	<b>\$0</b>	<b>\$0</b>	<b>\$0</b>	<b>\$0</b>	<b>\$2,947,600</b>
<b>REVENUE OVER/(UNDER) EXPENSES</b>	<b>\$0</b>	<b>\$0</b>	<b>\$0</b>	<b>\$0</b>	<b>\$0</b>	<b>\$0</b>	<b>\$0</b>	<b>\$0</b>	<b>\$0</b>	<b>\$0</b>
<b>F.T.E. STAFF</b>	<b>0.000</b>	<b>0.000</b>	<b>0.000</b>	<b>0.000</b>	<b>0.000</b>	<b>0.000</b>	<b>0.000</b>	<b>0.000</b>	<b>0.000</b>	<b>0.000</b>

<b>NARRATIVE INFORMATION ABOUT DECISION ITEMS SHOWN ABOVE</b>	Expenditures	Revenue	Revenue Over/(Under) Expenses
	\$2,947,600	\$2,947,600	\$0
<b>2021 BUDGET BASE</b>			
<b>2021 EXECUTIVE BUDGET</b>	\$2,947,600	\$2,947,600	\$0

<b>Dept:</b>	Administration	15	<b>DANE COUNTY</b>	<b>Fund Name:</b>	Workers Compensation
<b>Prgm:</b>	Workers Compensation	146/00		<b>Fund No:</b>	5310

**Mission:**  
To administer a self-insured workers compensation program as authorized by the Wisconsin Workers Compensation Act, Chapter 102 of the Wisconsin State Statutes.

**Description:**  
The Workers Compensation program mandated by state law prescribes certain benefits due injured workers. The County self-finances the cost of this program. Fund costs are allocated to departments based on the type of work performed and actual loss experience, in order to encourage management to actively participate in loss control. The Department's Risk Management staff attempt to improve safety, process claims as due by law, control costs of claims, and assist injured workers to an early return to work.

	Actual 2019	Adopted 2020	2019 Carry Forward	Board Transfers	Budget As Modified	2020 YTD	Estimated 2020	Department Request
<b>PROGRAM EXPENDITURES</b>								
Personnel Costs	\$0	\$0	\$0	\$0	\$0	\$0	\$0	\$0
Operating Expenses	\$1,006,270	\$1,887,500	\$0	\$0	\$1,887,500	\$811,461	\$1,668,601	\$1,887,500
Contractual Services	\$1,226,387	\$315,000	\$0	\$0	\$315,000	\$249,171	\$249,171	\$315,000
Operating Capital	\$0	\$0	\$0	\$0	\$0	\$0	\$0	\$0
<b>TOTAL</b>	<b>\$2,232,656</b>	<b>\$2,202,500</b>	<b>\$0</b>	<b>\$0</b>	<b>\$2,202,500</b>	<b>\$1,060,632</b>	<b>\$1,917,772</b>	<b>\$2,202,500</b>
<b>PROGRAM REVENUE</b>								
Taxes	\$0	\$0	\$0	\$0	\$0	\$0	\$0	\$0
Intergovernmental Revenue	\$2,654,091	\$2,200,000	\$0	\$0	\$2,200,000	\$0	\$2,200,000	\$2,200,000
Licenses & Permits	\$0	\$0	\$0	\$0	\$0	\$0	\$0	\$0
Fines, Forfeits & Penalties	\$0	\$0	\$0	\$0	\$0	\$0	\$0	\$0
Public Charges for Services	\$0	\$0	\$0	\$0	\$0	\$0	\$0	\$0
Intergovernmental Charge for Services	\$0	\$0	\$0	\$0	\$0	\$0	\$0	\$0
Miscellaneous	\$124,010	\$2,500	\$0	\$0	\$2,500	\$26,162	\$23,601	\$2,500
Other Financing Sources	\$0	\$0	\$0	\$0	\$0	\$0	\$0	\$0
<b>TOTAL</b>	<b>\$2,778,101</b>	<b>\$2,202,500</b>	<b>\$0</b>	<b>\$0</b>	<b>\$2,202,500</b>	<b>\$26,162</b>	<b>\$2,223,601</b>	<b>\$2,202,500</b>
<b>REVENUE OVER/(UNDER) EXPENSES</b>	<b>\$545,444</b>	<b>\$0</b>			<b>\$0</b>			<b>\$0</b>
<b>F.T.E. STAFF</b>	<b>0.000</b>	<b>0.000</b>					<b>0.000</b>	<b>0.000</b>

<b>Dept:</b> Administration	15								<b>Fund Name:</b> Workers Compensation
<b>Prgm:</b> Workers Compensation	146/00								<b>Fund No.:</b> 5310
<b>DI#</b> NONE	<b>2021 Base</b>	<b>Net Decision Items</b>							<b>2021 Executive Budget</b>
		<b>01</b>	<b>02</b>	<b>03</b>	<b>04</b>	<b>05</b>	<b>06</b>	<b>07</b>	
<b>PROGRAM EXPENDITURES</b>									
Personnel Costs	\$0	\$0	\$0	\$0	\$0	\$0	\$0	\$0	\$0
Operating Expenses	\$1,887,500	\$0	\$0	\$0	\$0	\$0	\$0	\$0	\$1,887,500
Contractual Services	\$315,000	\$0	\$0	\$0	\$0	\$0	\$0	\$0	\$315,000
Operating Capital	\$0	\$0	\$0	\$0	\$0	\$0	\$0	\$0	\$0
<b>TOTAL</b>	<b>\$2,202,500</b>	<b>\$0</b>	<b>\$0</b>	<b>\$0</b>	<b>\$0</b>	<b>\$0</b>	<b>\$0</b>	<b>\$0</b>	<b>\$2,202,500</b>
<b>PROGRAM REVENUE</b>									
Taxes	\$0	\$0	\$0	\$0	\$0	\$0	\$0	\$0	\$0
Intergovernmental Revenue	\$2,200,000	\$0	\$0	\$0	\$0	\$0	\$0	\$0	\$2,200,000
Licenses & Permits	\$0	\$0	\$0	\$0	\$0	\$0	\$0	\$0	\$0
Fines, Forfeits & Penalties	\$0	\$0	\$0	\$0	\$0	\$0	\$0	\$0	\$0
Public Charges for Services	\$0	\$0	\$0	\$0	\$0	\$0	\$0	\$0	\$0
Intergovernmental Charge for Services	\$0	\$0	\$0	\$0	\$0	\$0	\$0	\$0	\$0
Miscellaneous	\$2,500	\$0	\$0	\$0	\$0	\$0	\$0	\$0	\$2,500
Other Financing Sources	\$0	\$0	\$0	\$0	\$0	\$0	\$0	\$0	\$0
<b>TOTAL</b>	<b>\$2,202,500</b>	<b>\$0</b>	<b>\$0</b>	<b>\$0</b>	<b>\$0</b>	<b>\$0</b>	<b>\$0</b>	<b>\$0</b>	<b>\$2,202,500</b>
<b>REVENUE OVER/(UNDER) EXPENSES</b>	<b>\$0</b>	<b>\$0</b>	<b>\$0</b>	<b>\$0</b>	<b>\$0</b>	<b>\$0</b>	<b>\$0</b>	<b>\$0</b>	<b>\$0</b>
<b>F.T.E. STAFF</b>	<b>0.000</b>	<b>0.000</b>	<b>0.000</b>	<b>0.000</b>	<b>0.000</b>	<b>0.000</b>	<b>0.000</b>	<b>0.000</b>	<b>0.000</b>

<b>NARRATIVE INFORMATION ABOUT DECISION ITEMS SHOWN ABOVE</b>	Expenditures	Revenue	Revenue Over/(Under) Expenses
	\$2,202,500	\$2,202,500	\$0
<b>2021 BUDGET BASE</b>			
<b>2021 EXECUTIVE BUDGET</b>	\$2,202,500	\$2,202,500	\$0

<b>Dept:</b>	Administration	15	<b>DANE COUNTY</b>				<b>Fund Name:</b>	General Fund
<b>Prgm:</b>	Facilities Mgmt Administration	118/5					<b>Fund No:</b>	1110
<p>Mission: To provide administrative support for the Facilities Management Division.</p> <p>Description: This division provides administrative and management support, such as payroll, purchasing and accounting for custodial and maintenance programs within the Facilities Management Division.</p>								
	Actual 2019	Adopted 2020	2019 Carry Forward	Board Transfers	Budget As Modified	2020 YTD	Estimated 2020	Department Request
<b>PROGRAM EXPENDITURES</b>								
Personnel Costs	\$122,701	\$0	\$0	\$0	\$0	\$30,856	\$1	\$0
Operating Expenses	\$6,145	\$0	\$0	\$0	\$0	\$33,984	\$36,980	\$0
Contractual Services	\$0	\$0	\$0	\$0	\$0	\$0	\$0	\$0
Operating Capital	\$0	\$0	\$0	\$0	\$0	\$0	\$0	\$0
<b>TOTAL</b>	<b>\$128,847</b>	<b>\$0</b>	<b>\$0</b>	<b>\$0</b>	<b>\$0</b>	<b>\$64,840</b>	<b>\$36,981</b>	<b>\$0</b>
<b>PROGRAM REVENUE</b>								
Taxes	\$0	\$0	\$0	\$0	\$0	\$0	\$0	\$0
Intergovernmental Revenue	\$0	\$0	\$0	\$0	\$0	\$0	\$0	\$0
Licenses & Permits	\$0	\$0	\$0	\$0	\$0	\$0	\$0	\$0
Fines, Forfeits & Penalties	\$0	\$0	\$0	\$0	\$0	\$0	\$0	\$0
Public Charges for Services	\$0	\$0	\$0	\$0	\$0	\$0	\$0	\$0
Intergovernmental Charge for Services	\$0	\$0	\$0	\$0	\$0	\$0	\$0	\$0
Miscellaneous	\$0	\$0	\$0	\$0	\$0	\$0	\$0	\$0
Other Financing Sources	\$0	\$0	\$0	\$0	\$0	\$0	\$0	\$0
<b>TOTAL</b>	<b>\$0</b>	<b>\$0</b>	<b>\$0</b>	<b>\$0</b>	<b>\$0</b>	<b>\$0</b>	<b>\$0</b>	<b>\$0</b>
<b>GPR SUPPORT</b>	<b>\$128,847</b>	<b>\$0</b>			<b>\$0</b>			<b>\$0</b>
<b>F.T.E. STAFF</b>	<b>4.000</b>	<b>4.000</b>					<b>4.000</b>	<b>4.000</b>

<b>Dept:</b>	Administration	15							<b>Fund Name:</b>	General Fund
<b>Prgm:</b>	Facilities Mgmt Administration	118/5							<b>Fund No.:</b>	1110
<b>DI#</b>	NONE	2021 Base	<b>Net Decision Items</b>							2021 Executive Budget
			<b>01</b>	<b>02</b>	<b>03</b>	<b>04</b>	<b>05</b>	<b>06</b>	<b>07</b>	
<b>PROGRAM EXPENDITURES</b>										
	Personnel Costs	\$0	\$0	\$0	\$0	\$0	\$0	\$0	\$0	\$0
	Operating Expenses	\$0	\$0	\$0	\$0	\$0	\$0	\$0	\$0	\$0
	Contractual Services	\$0	\$0	\$0	\$0	\$0	\$0	\$0	\$0	\$0
	Operating Capital	\$0	\$0	\$0	\$0	\$0	\$0	\$0	\$0	\$0
	<b>TOTAL</b>	\$0	\$0	\$0	\$0	\$0	\$0	\$0	\$0	\$0
<b>PROGRAM REVENUE</b>										
	Taxes	\$0	\$0	\$0	\$0	\$0	\$0	\$0	\$0	\$0
	Intergovernmental Revenue	\$0	\$0	\$0	\$0	\$0	\$0	\$0	\$0	\$0
	Licenses & Permits	\$0	\$0	\$0	\$0	\$0	\$0	\$0	\$0	\$0
	Fines, Forfeits & Penalties	\$0	\$0	\$0	\$0	\$0	\$0	\$0	\$0	\$0
	Public Charges for Services	\$0	\$0	\$0	\$0	\$0	\$0	\$0	\$0	\$0
	Intergovernmental Charge for Services	\$0	\$0	\$0	\$0	\$0	\$0	\$0	\$0	\$0
	Miscellaneous	\$0	\$0	\$0	\$0	\$0	\$0	\$0	\$0	\$0
	Other Financing Sources	\$0	\$0	\$0	\$0	\$0	\$0	\$0	\$0	\$0
	<b>TOTAL</b>	\$0	\$0	\$0	\$0	\$0	\$0	\$0	\$0	\$0
<b>GPR SUPPORT</b>										
		\$0	\$0	\$0	\$0	\$0	\$0	\$0	\$0	\$0
<b>F.T.E. STAFF</b>										
		4.000	0.000	0.000	0.000	0.000	0.000	0.000	0.000	4.000

<b>NARRATIVE INFORMATION ABOUT DECISION ITEMS SHOWN ABOVE</b>	Expenditures	Revenue	GPR Support
<b>2021 BUDGET BASE</b>	\$0	\$0	\$0
<b>2021 EXECUTIVE BUDGET</b>	\$0	\$0	\$0

<b>Dept:</b>	Administration	15	<b>DANE COUNTY</b>				<b>Fund Name:</b>	General Fund
<b>Prgm:</b>	Janitorial Services	114/15					<b>Fund No:</b>	1110
<p>Mission: To provide custodial services to County facilities, including Badger Prairie Health Care Center, the City-County Building, the Lakeview Complex, Dane County Courthouse and the Public Safety Building.</p> <p>Description: Facilities Management staff provide custodial services to county-owned facilities. Primary facilities are on a daily, year-round basis, while other facilities receive less frequent service.</p>								
	Actual 2019	Adopted 2020	2019 Carry Forward	Board Transfers	Budget As Modified	2020 YTD	Estimated 2020	Department Request
<b>PROGRAM EXPENDITURES</b>								
Personnel Costs	\$2,729,096	\$2,708,500	\$0	\$0	\$2,708,500	\$847,586	\$2,887,374	\$2,785,700
Operating Expenses	\$212,911	\$160,900	\$0	\$0	\$160,900	\$110,467	\$293,196	\$160,200
Contractual Services	\$332,827	\$320,650	\$0	\$0	\$320,650	\$82,868	\$292,430	\$338,650
Operating Capital	\$0	\$0	\$0	\$0	\$0	\$0	\$0	\$0
<b>TOTAL</b>	<b>\$3,274,834</b>	<b>\$3,190,050</b>	<b>\$0</b>	<b>\$0</b>	<b>\$3,190,050</b>	<b>\$1,040,920</b>	<b>\$3,473,000</b>	<b>\$3,284,550</b>
<b>PROGRAM REVENUE</b>								
Taxes	\$0	\$0	\$0	\$0	\$0	\$0	\$0	\$0
Intergovernmental Revenue	\$1,630,243	\$1,673,700	\$0	\$0	\$1,673,700	\$399,028	\$1,805,799	\$1,728,900
Licenses & Permits	\$0	\$0	\$0	\$0	\$0	\$0	\$0	\$0
Fines, Forfeits & Penalties	\$0	\$0	\$0	\$0	\$0	\$0	\$0	\$0
Public Charges for Services	\$44,986	\$71,100	\$0	\$0	\$71,100	\$14,736	\$71,811	\$71,100
Intergovernmental Charge for Services	\$0	\$0	\$0	\$0	\$0	\$0	\$0	\$0
Miscellaneous	\$0	\$0	\$0	\$0	\$0	\$0	\$0	\$0
Other Financing Sources	\$0	\$0	\$0	\$0	\$0	\$0	\$0	\$0
<b>TOTAL</b>	<b>\$1,675,229</b>	<b>\$1,744,800</b>	<b>\$0</b>	<b>\$0</b>	<b>\$1,744,800</b>	<b>\$413,764</b>	<b>\$1,877,610</b>	<b>\$1,800,000</b>
<b>GPR SUPPORT</b>	<b>\$1,599,605</b>	<b>\$1,445,250</b>			<b>\$1,445,250</b>			<b>\$1,484,550</b>
<b>F.T.E. STAFF</b>	<b>31.000</b>	<b>31.000</b>					<b>31.000</b>	<b>31.000</b>

<b>Dept:</b>	Administration	15							<b>Fund Name:</b>	General Fund
<b>Prgm:</b>	Janitorial Services	114/15							<b>Fund No.:</b>	1110
	2021	<b>Net Decision Items</b>							2021 Executive	
<b>DI#</b>	<b>Base</b>	<b>01</b>	<b>02</b>	<b>03</b>	<b>04</b>	<b>05</b>	<b>06</b>	<b>07</b>	<b>Budget</b>	
<b>PROGRAM EXPENDITURES</b>										
Personnel Costs	\$2,785,700	\$0	\$0	\$0	\$0	\$0	\$0	\$0	\$2,785,700	
Operating Expenses	\$160,900	\$0	(\$700)	\$0	\$0	\$0	\$0	\$0	\$160,200	
Contractual Services	\$350,650	\$0	(\$12,000)	\$0	\$0	\$0	\$0	\$0	\$338,650	
Operating Capital	\$0	\$0	\$0	\$0	\$0	\$0	\$0	\$0	\$0	
<b>TOTAL</b>	<b>\$3,297,250</b>	<b>\$0</b>	<b>(\$12,700)</b>	<b>\$0</b>	<b>\$0</b>	<b>\$0</b>	<b>\$0</b>	<b>\$0</b>	<b>\$3,284,550</b>	
<b>PROGRAM REVENUE</b>										
Taxes	\$0	\$0	\$0	\$0	\$0	\$0	\$0	\$0	\$0	
Intergovernmental Revenue	\$1,673,700	\$56,600	(\$1,400)	\$0	\$0	\$0	\$0	\$0	\$1,728,900	
Licenses & Permits	\$0	\$0	\$0	\$0	\$0	\$0	\$0	\$0	\$0	
Fines, Forfeits & Penalties	\$0	\$0	\$0	\$0	\$0	\$0	\$0	\$0	\$0	
Public Charges for Services	\$71,100	\$0	\$0	\$0	\$0	\$0	\$0	\$0	\$71,100	
Intergovernmental Charge for Services	\$0	\$0	\$0	\$0	\$0	\$0	\$0	\$0	\$0	
Miscellaneous	\$0	\$0	\$0	\$0	\$0	\$0	\$0	\$0	\$0	
Other Financing Sources	\$0	\$0	\$0	\$0	\$0	\$0	\$0	\$0	\$0	
<b>TOTAL</b>	<b>\$1,744,800</b>	<b>\$56,600</b>	<b>(\$1,400)</b>	<b>\$0</b>	<b>\$0</b>	<b>\$0</b>	<b>\$0</b>	<b>\$0</b>	<b>\$1,800,000</b>	
<b>GPR SUPPORT</b>	<b>\$1,552,450</b>	<b>(\$56,600)</b>	<b>(\$11,300)</b>	<b>\$0</b>	<b>\$0</b>	<b>\$0</b>	<b>\$0</b>	<b>\$0</b>	<b>\$1,484,550</b>	
<b>F.T.E. STAFF</b>	<b>31.000</b>	<b>0.000</b>	<b>0.000</b>	<b>0.000</b>	<b>0.000</b>	<b>0.000</b>	<b>0.000</b>	<b>0.000</b>	<b>31.000</b>	

<b>NARRATIVE INFORMATION ABOUT DECISION ITEMS SHOWN ABOVE</b>		Expenditures	Revenue	GPR Support
<b>2021 BUDGET BASE</b>		\$3,297,250	\$1,744,800	\$1,552,450
DI #	ADMN-JNTL-1 Revenue Changes			
DEPT	Adjust revenues to reflect salary and benefit costs and service levels for 2021.	\$0	\$56,600	(\$56,600)
EXEC	Approved as Requested	\$0	\$0	\$0
ADOPTED				\$0
NET DI # ADMN-JNTL-1		\$0	\$56,600	(\$56,600)

<b>Dept:</b>	Administration	15	<b>Fund Name:</b>	General Fund		
<b>Prgm:</b>	Janitorial Services	114/15	<b>Fund No.:</b>	1110		
NARRATIVE INFORMATION ABOUT DECISION ITEMS SHOWN ON PREVIOUS PAGE			Expenditures	Revenue	GPR Support	
DI #	ADMN-JNTL-2	GPR Reduction				
DEPT	Expenditure and revenue changes to help the Department of Administration meet its GPR reduction target for 2021.		(\$12,700)	(\$1,400)	(\$11,300)	
EXEC	Approved as Requested		\$0	\$0	\$0	
ADOPTED					\$0	
	NET DI #	ADMN-JNTL-2	(\$12,700)	(\$1,400)	(\$11,300)	
<b>2021 EXECUTIVE BUDGET</b>			\$3,284,550	\$1,800,000	\$1,484,550	



<b>Dept:</b>	Administration	15	<b>DANE COUNTY</b>	<b>Fund Name:</b>	General Fund
<b>Prgm:</b>	Maintenance & Construction	114/17		<b>Fund No:</b>	1110

Mission:  
 To provide maintenance and construction services to county-owned facilities.

Description:  
 Maintenance and Construction staff and materials provide routine maintenance and building improvements as required at county-owned facilities.

	Actual 2019	Adopted 2020	2019 Carry Forward	Board Transfers	Budget As Modified	2020 YTD	Estimated 2020	Department Request
<b>PROGRAM EXPENDITURES</b>								
Personnel Costs	\$1,744,155	\$1,955,800	\$0	\$0	\$1,955,800	\$590,279	\$1,852,476	\$1,678,700
Operating Expenses	\$3,923,157	\$3,305,200	\$12,948	\$0	\$3,318,148	\$771,396	\$3,901,237	\$3,204,300
Contractual Services	\$350,073	\$455,450	\$0	\$0	\$455,450	\$81,998	\$541,075	\$427,950
Operating Capital	\$95,065	\$0	\$0	\$0	\$0	\$0	\$0	\$0
<b>TOTAL</b>	<b>\$6,112,451</b>	<b>\$5,716,450</b>	<b>\$12,948</b>	<b>\$0</b>	<b>\$5,729,398</b>	<b>\$1,443,672</b>	<b>\$6,294,788</b>	<b>\$5,310,950</b>
<b>PROGRAM REVENUE</b>								
Taxes	\$0	\$0	\$0	\$0	\$0	\$0	\$0	\$0
Intergovernmental Revenue	\$2,047,677	\$2,228,100	\$0	\$0	\$2,228,100	\$436,263	\$2,323,185	\$2,183,000
Licenses & Permits	\$0	\$0	\$0	\$0	\$0	\$0	\$0	\$0
Fines, Forfeits & Penalties	\$0	\$0	\$0	\$0	\$0	\$0	\$0	\$0
Public Charges for Services	\$0	\$0	\$0	\$0	\$0	\$0	\$0	\$0
Intergovernmental Charge for Services	\$0	\$0	\$0	\$0	\$0	\$0	\$0	\$0
Miscellaneous	\$459	\$0	\$0	\$0	\$0	\$600	\$600	\$0
Other Financing Sources	\$0	\$0	\$0	\$0	\$0	\$0	\$0	\$0
<b>TOTAL</b>	<b>\$2,048,136</b>	<b>\$2,228,100</b>	<b>\$0</b>	<b>\$0</b>	<b>\$2,228,100</b>	<b>\$436,863</b>	<b>\$2,323,785</b>	<b>\$2,183,000</b>
<b>GPR SUPPORT</b>	<b>\$4,064,315</b>	<b>\$3,488,350</b>			<b>\$3,501,298</b>			<b>\$3,127,950</b>
<b>F.T.E. STAFF</b>	<b>18.000</b>	<b>18.000</b>					<b>18.000</b>	<b>18.000</b>

Dept: Administration		15							Fund Name: General Fund	
Prgm: Maintenance & Construction		114/17							Fund No.: 1110	
DI#	2021 Base	Net Decision Items							2021 Executive Budget	
		01	02	03	04	05	06	07		
<b>PROGRAM EXPENDITURES</b>										
Personnel Costs	\$1,910,300	\$0	(\$231,600)	\$0	\$0	\$0	\$0	\$0	\$1,678,700	
Operating Expenses	\$3,237,200	\$0	(\$32,900)	\$0	\$0	\$0	\$0	\$0	\$3,204,300	
Contractual Services	\$427,950	\$0	\$0	\$0	\$0	\$0	\$0	\$0	\$427,950	
Operating Capital	\$0	\$0	\$0	\$0	\$0	\$0	\$0	\$0	\$0	
<b>TOTAL</b>	<b>\$5,575,450</b>	<b>\$0</b>	<b>(\$264,500)</b>	<b>\$0</b>	<b>\$0</b>	<b>\$0</b>	<b>\$0</b>	<b>\$0</b>	<b>\$5,310,950</b>	
<b>PROGRAM REVENUE</b>										
Taxes	\$0	\$0	\$0	\$0	\$0	\$0	\$0	\$0	\$0	
Intergovernmental Revenue	\$2,228,100	\$6,900	(\$52,000)	\$0	\$0	\$0	\$0	\$0	\$2,183,000	
Licenses & Permits	\$0	\$0	\$0	\$0	\$0	\$0	\$0	\$0	\$0	
Fines, Forfeits & Penalties	\$0	\$0	\$0	\$0	\$0	\$0	\$0	\$0	\$0	
Public Charges for Services	\$0	\$0	\$0	\$0	\$0	\$0	\$0	\$0	\$0	
Intergovernmental Charge for Services	\$0	\$0	\$0	\$0	\$0	\$0	\$0	\$0	\$0	
Miscellaneous	\$0	\$0	\$0	\$0	\$0	\$0	\$0	\$0	\$0	
Other Financing Sources	\$0	\$0	\$0	\$0	\$0	\$0	\$0	\$0	\$0	
<b>TOTAL</b>	<b>\$2,228,100</b>	<b>\$6,900</b>	<b>(\$52,000)</b>	<b>\$0</b>	<b>\$0</b>	<b>\$0</b>	<b>\$0</b>	<b>\$0</b>	<b>\$2,183,000</b>	
<b>GPR SUPPORT</b>	<b>\$3,347,350</b>	<b>(\$6,900)</b>	<b>(\$212,500)</b>	<b>\$0</b>	<b>\$0</b>	<b>\$0</b>	<b>\$0</b>	<b>\$0</b>	<b>\$3,127,950</b>	
<b>F.T.E. STAFF</b>	<b>18.000</b>	<b>0.000</b>	<b>0.000</b>	<b>0.000</b>	<b>0.000</b>	<b>0.000</b>	<b>0.000</b>	<b>0.000</b>	<b>18.000</b>	

NARRATIVE INFORMATION ABOUT DECISION ITEMS SHOWN ABOVE		Expenditures	Revenue	GPR Support
<b>2021 BUDGET BASE</b>		\$5,575,450	\$2,228,100	\$3,347,350
DI #	ADMN-M&C-1			
DEPT	Adjust revenues to reflect increased salary and benefit costs and service levels for 2021.	\$0	\$6,900	(\$6,900)
EXEC	Approved as Requested	\$0	\$0	\$0
ADOPTED				\$0
NET DI # ADMN-M&C-1		\$0	\$6,900	(\$6,900)

<b>Dept:</b>	Administration	15	<b>Fund Name:</b>	General Fund
<b>Prgm:</b>	Maintenance & Construction	114/17	<b>Fund No.:</b>	1110

NARRATIVE INFORMATION ABOUT DECISION ITEMS SHOWN ON PREVIOUS PAGE			Expenditures	Revenue	GPR Support
DI #	ADMN-M&C-2	GPR Reduction			
DEPT	Expenditure and revenue changes to help the Department of Administration meet its GPR reduction target for 2021.		(\$264,500)	(\$52,000)	(\$212,500)
EXEC	Approved as Requested		\$0	\$0	\$0
ADOPTED					\$0
	NET DI #	ADMN-M&C-2	(\$264,500)	(\$52,000)	(\$212,500)

--	--	--	--	--	--

<b>2021 EXECUTIVE BUDGET</b>	\$5,310,950	\$2,183,000	\$3,127,950
------------------------------	-------------	-------------	-------------

<b>Dept:</b>	Administration	15	<b>DANE COUNTY</b>	<b>Fund Name:</b>	General Fund
<b>Prgm:</b>	Controller	114/7		<b>Fund No:</b>	1110

**Mission:**  
 To provide Dane County government with a centralized accounting, financial management and payroll system, accompanied by controls relating to each aspect of the system. To provide an annual audit of the County's financial records by an independent audit firm. To provide for an annual update to the County's indirect cost allocation plan, which allows the County to recover indirect costs associated with various programs funded by the state and federal government, and used to recover indirect costs from the enterprise and internal service funds of the County.

**Description:**  
 Under Chapter 59.72 of the Wisconsin State Statutes, the division provides centralized financial management, accounting, and internal control services consistent with federal and state laws, Generally Accepted Accounting Principles, and Governmental Accounting, Auditing, and Financial Reporting guidelines; maintains the books of account, the indirect cost plan, payroll services; summarizes and publishes necessary financial information, including the Comprehensive Annual Financial Report; coordinates the capital borrowing with financial advisor, bond counsel, and Moody's Investor Service; prepares tax apportionment; provides policy, budget, and management services to the County Executive, County Board, departments, various boards, commissions, committees, and related agencies; and serves as the County Auditor as defined statutorily. The annual audit provides the County with the following reports: 1) Comprehensive Annual Financial Report 2) Supplementary Single Audit Report and 3) Comprehensive Management Letter. The indirect cost allocation plan contract provides for the annual updating of the plan, the negotiation and securing of approvals from the cognizant agencies assigned to the County by the state and federal governments, and the preparation and filing of claims with the proper agencies.

	Actual 2019	Adopted 2020	2019 Carry Forward	Board Transfers	Budget As Modified	2020 YTD	Estimated 2020	Department Request
<b>PROGRAM EXPENDITURES</b>								
Personnel Costs	\$1,486,769	\$1,429,900	\$0	\$0	\$1,429,900	\$417,700	\$1,449,252	\$1,450,700
Operating Expenses	\$45,561	\$51,906	\$0	\$0	\$51,906	\$12,832	\$40,765	\$46,906
Contractual Services	\$133,890	\$147,800	\$0	\$0	\$147,800	\$17,471	\$147,800	\$138,100
Operating Capital	\$0	\$0	\$0	\$0	\$0	\$0	\$0	\$0
<b>TOTAL</b>	<b>\$1,666,220</b>	<b>\$1,629,606</b>	<b>\$0</b>	<b>\$0</b>	<b>\$1,629,606</b>	<b>\$448,003</b>	<b>\$1,637,817</b>	<b>\$1,635,706</b>
<b>PROGRAM REVENUE</b>								
Taxes	\$0	\$0	\$0	\$0	\$0	\$0	\$0	\$0
Intergovernmental Revenue	\$10,572	\$10,877	\$0	\$0	\$10,877	\$0	\$10,877	\$10,877
Licenses & Permits	\$0	\$0	\$0	\$0	\$0	\$0	\$0	\$0
Fines, Forfeits & Penalties	\$0	\$0	\$0	\$0	\$0	\$0	\$0	\$0
Public Charges for Services	\$6,962	\$5,600	\$0	\$0	\$5,600	\$2,150	\$7,489	\$5,600
Intergovernmental Charge for Services	\$0	\$0	\$0	\$0	\$0	\$0	\$0	\$0
Miscellaneous	\$34,376	\$10,800	\$0	\$0	\$10,800	\$53	\$10,800	\$10,800
Other Financing Sources	\$0	\$0	\$0	\$0	\$0	\$0	\$0	\$0
<b>TOTAL</b>	<b>\$51,910</b>	<b>\$27,277</b>	<b>\$0</b>	<b>\$0</b>	<b>\$27,277</b>	<b>\$2,203</b>	<b>\$29,166</b>	<b>\$27,277</b>
<b>GPR SUPPORT</b>	<b>\$1,614,310</b>	<b>\$1,602,329</b>			<b>\$1,602,329</b>			<b>\$1,608,429</b>
<b>F.T.E. STAFF</b>	<b>12.000</b>	<b>11.000</b>					<b>11.000</b>	<b>11.000</b>

<b>Dept:</b>	Administration	15							<b>Fund Name:</b>	General Fund
<b>Prgm:</b>	Controller	114/7							<b>Fund No.:</b>	1110
DI#	2021 Base	Net Decision Items							2021 Executive Budget	
		01	02	03	04	05	06	07		
<b>PROGRAM EXPENDITURES</b>										
Personnel Costs	\$1,450,700	\$0	\$0	\$0	\$0	\$0	\$0	\$0	\$1,450,700	
Operating Expenses	\$51,906	(\$5,000)	\$0	\$0	\$0	\$0	\$0	\$0	\$46,906	
Contractual Services	\$148,100	(\$10,000)	\$0	\$0	\$0	\$0	\$0	\$0	\$138,100	
Operating Capital	\$0	\$0	\$0	\$0	\$0	\$0	\$0	\$0	\$0	
<b>TOTAL</b>	<b>\$1,650,706</b>	<b>(\$15,000)</b>	<b>\$0</b>	<b>\$0</b>	<b>\$0</b>	<b>\$0</b>	<b>\$0</b>	<b>\$0</b>	<b>\$1,635,706</b>	
<b>PROGRAM REVENUE</b>										
Taxes	\$0	\$0	\$0	\$0	\$0	\$0	\$0	\$0	\$0	
Intergovernmental Revenue	\$10,877	\$0	\$0	\$0	\$0	\$0	\$0	\$0	\$10,877	
Licenses & Permits	\$0	\$0	\$0	\$0	\$0	\$0	\$0	\$0	\$0	
Fines, Forfeits & Penalties	\$0	\$0	\$0	\$0	\$0	\$0	\$0	\$0	\$0	
Public Charges for Services	\$5,600	\$0	\$0	\$0	\$0	\$0	\$0	\$0	\$5,600	
Intergovernmental Charge for Services	\$0	\$0	\$0	\$0	\$0	\$0	\$0	\$0	\$0	
Miscellaneous	\$10,800	\$0	\$0	\$0	\$0	\$0	\$0	\$0	\$10,800	
Other Financing Sources	\$0	\$0	\$0	\$0	\$0	\$0	\$0	\$0	\$0	
<b>TOTAL</b>	<b>\$27,277</b>	<b>\$0</b>	<b>\$0</b>	<b>\$0</b>	<b>\$0</b>	<b>\$0</b>	<b>\$0</b>	<b>\$0</b>	<b>\$27,277</b>	
<b>GPR SUPPORT</b>	<b>\$1,623,429</b>	<b>(\$15,000)</b>	<b>\$0</b>	<b>\$0</b>	<b>\$0</b>	<b>\$0</b>	<b>\$0</b>	<b>\$0</b>	<b>\$1,608,429</b>	
<b>F.T.E. STAFF</b>	<b>11.000</b>	<b>0.000</b>	<b>0.000</b>	<b>0.000</b>	<b>0.000</b>	<b>0.000</b>	<b>0.000</b>	<b>0.000</b>	<b>11.000</b>	

NARRATIVE INFORMATION ABOUT DECISION ITEMS SHOWN ABOVE			Expenditures	Revenue	GPR Support
<b>2021 BUDGET BASE</b>			\$1,650,706	\$27,277	\$1,623,429
DI #	ADMN-CONT-1	GPR Reduction			
DEPT	Reduce operating and contractual expenditures to help Department of Administration meet the 2021 GPR Reduction target.		(\$15,000)	\$0	(\$15,000)
EXEC	Approved as Requested		\$0	\$0	\$0
ADOPTED					\$0
NET DI # ADMN-CONT-1			(\$15,000)	\$0	(\$15,000)
<b>2021 EXECUTIVE BUDGET</b>			\$1,635,706	\$27,277	\$1,608,429

<b>Dept:</b>	Administration	15	<b>DANE COUNTY</b>	<b>Fund Name:</b>	General Fund
<b>Prgm:</b>	Employee Relations	114/9		<b>Fund No:</b>	1110

## Mission:

To provide courteous, effective and efficient personnel management services for Dane County staff and applicants for employment with Dane County.

## Description:

The Employee Relations Division includes eleven functions: recruitment, examination, selection, classification, compensation, performance review, benefits, organizational studies, staff development training, employee assistance, and management consultations.

	Actual 2019	Adopted 2020	2019 Carry Forward	Board Transfers	Budget As Modified	2020 YTD	Estimated 2020	Department Request
<b>PROGRAM EXPENDITURES</b>								
Personnel Costs	\$742,011	\$904,300	\$0	\$0	\$904,300	\$271,298	\$919,789	\$932,400
Operating Expenses	\$81,983	\$99,140	\$0	\$0	\$99,140	\$19,932	\$103,450	\$85,640
Contractual Services	\$71,969	\$118,300	\$0	\$0	\$118,300	\$1,824	\$121,249	\$83,500
Operating Capital	\$0	\$0	\$0	\$0	\$0	\$0	\$0	\$0
<b>TOTAL</b>	<b>\$895,963</b>	<b>\$1,121,740</b>	<b>\$0</b>	<b>\$0</b>	<b>\$1,121,740</b>	<b>\$293,055</b>	<b>\$1,144,488</b>	<b>\$1,101,540</b>
<b>PROGRAM REVENUE</b>								
Taxes	\$0	\$0	\$0	\$0	\$0	\$0	\$0	\$0
Intergovernmental Revenue	\$0	\$0	\$0	\$0	\$0	\$0	\$0	\$0
Licenses & Permits	\$0	\$0	\$0	\$0	\$0	\$0	\$0	\$0
Fines, Forfeits & Penalties	\$0	\$0	\$0	\$0	\$0	\$0	\$0	\$0
Public Charges for Services	\$54,465	\$51,100	\$0	\$0	\$51,100	\$1,420	\$51,092	\$51,100
Intergovernmental Charge for Services	\$0	\$0	\$0	\$0	\$0	\$0	\$0	\$0
Miscellaneous	\$0	\$0	\$0	\$0	\$0	\$0	\$0	\$0
Other Financing Sources	\$0	\$0	\$0	\$0	\$0	\$0	\$0	\$0
<b>TOTAL</b>	<b>\$54,465</b>	<b>\$51,100</b>	<b>\$0</b>	<b>\$0</b>	<b>\$51,100</b>	<b>\$1,420</b>	<b>\$51,092</b>	<b>\$51,100</b>
<b>GPR SUPPORT</b>	<b>\$841,498</b>	<b>\$1,070,640</b>			<b>\$1,070,640</b>			<b>\$1,050,440</b>
<b>F.T.E. STAFF</b>	<b>7.000</b>	<b>8.000</b>					<b>8.000</b>	<b>8.000</b>

<b>Dept:</b>	Administration	15							<b>Fund Name:</b>	General Fund
<b>Prgm:</b>	Employee Relations	114/9							<b>Fund No.:</b>	1110
DI#	2021 Base	Net Decision Items							2021 Executive Budget	
		01	02	03	04	05	06	07		
<b>PROGRAM EXPENDITURES</b>										
Personnel Costs	\$932,400	\$0	\$0	\$0	\$0	\$0	\$0	\$0	\$932,400	
Operating Expenses	\$99,140	(\$13,500)	\$0	\$0	\$0	\$0	\$0	\$0	\$85,640	
Contractual Services	\$119,000	(\$35,500)	\$0	\$0	\$0	\$0	\$0	\$0	\$83,500	
Operating Capital	\$0	\$0	\$0	\$0	\$0	\$0	\$0	\$0	\$0	
<b>TOTAL</b>	<b>\$1,150,540</b>	<b>(\$49,000)</b>	<b>\$0</b>	<b>\$0</b>	<b>\$0</b>	<b>\$0</b>	<b>\$0</b>	<b>\$0</b>	<b>\$1,101,540</b>	
<b>PROGRAM REVENUE</b>										
Taxes	\$0	\$0	\$0	\$0	\$0	\$0	\$0	\$0	\$0	
Intergovernmental Revenue	\$0	\$0	\$0	\$0	\$0	\$0	\$0	\$0	\$0	
Licenses & Permits	\$0	\$0	\$0	\$0	\$0	\$0	\$0	\$0	\$0	
Fines, Forfeits & Penalties	\$0	\$0	\$0	\$0	\$0	\$0	\$0	\$0	\$0	
Public Charges for Services	\$51,100	\$0	\$0	\$0	\$0	\$0	\$0	\$0	\$51,100	
Intergovernmental Charge for Services	\$0	\$0	\$0	\$0	\$0	\$0	\$0	\$0	\$0	
Miscellaneous	\$0	\$0	\$0	\$0	\$0	\$0	\$0	\$0	\$0	
Other Financing Sources	\$0	\$0	\$0	\$0	\$0	\$0	\$0	\$0	\$0	
<b>TOTAL</b>	<b>\$51,100</b>	<b>\$0</b>	<b>\$0</b>	<b>\$0</b>	<b>\$0</b>	<b>\$0</b>	<b>\$0</b>	<b>\$0</b>	<b>\$51,100</b>	
<b>GPR SUPPORT</b>	<b>\$1,099,440</b>	<b>(\$49,000)</b>	<b>\$0</b>	<b>\$0</b>	<b>\$0</b>	<b>\$0</b>	<b>\$0</b>	<b>\$0</b>	<b>\$1,050,440</b>	
<b>F.T.E. STAFF</b>	<b>8.000</b>	<b>0.000</b>	<b>0.000</b>	<b>0.000</b>	<b>0.000</b>	<b>0.000</b>	<b>0.000</b>	<b>0.000</b>	<b>8.000</b>	

NARRATIVE INFORMATION ABOUT DECISION ITEMS SHOWN ABOVE			Expenditures	Revenue	GPR Support
<b>2021 BUDGET BASE</b>			\$1,150,540	\$51,100	\$1,099,440
DI #	ADMN-EMPL-1	GPR Reduction			
DEPT	Reduce various operating and contractual expenditures to help Department of Administration meet the 2021 GPR Reduction target.		(\$49,000)	\$0	(\$49,000)
EXEC	Approved as Requested		\$0	\$0	\$0
ADOPTED					\$0
NET DI # ADMN-EMPL-1			(\$49,000)	\$0	(\$49,000)
<b>2021 EXECUTIVE BUDGET</b>			\$1,101,540	\$51,100	\$1,050,440

<b>Dept:</b>	Administration	15	<b>DANE COUNTY</b>	<b>Fund Name:</b>	General Fund
<b>Prgm:</b>	Information Management	116/00		<b>Fund No:</b>	1110

**Mission:**  
Provide information services which improve service quality and efficiency of all county departments. Install and support information management technology for use by county departments.

**Description:**  
The Information Management Division develops administrative policies and procedures designed to improve and coordinate the management information systems of county government. Systems are designed to eliminate non-productive procedures, and accommodate increased program activity, and organize management information to support program evaluation. More than eighty automated systems are operable as a result of data processing applications. The Division supports workstations and the underlying network infrastructure equipment such as file servers, backup systems, and other network communications devices. The Division also implements and maintains application software, Internet web pages, network operating systems, desktop operating systems, and is responsible for security and data administration. End user/customer support is provided through the Dane County Help Desk.

	Actual 2019	Adopted 2020	2019 Carry Forward	Board Transfers	Budget As Modified	2020 YTD	Estimated 2020	Department Request
<b>PROGRAM EXPENDITURES</b>								
Personnel Costs	\$5,245,507	\$6,231,800	\$0	\$0	\$6,231,800	\$1,726,309	\$5,989,057	\$6,138,800
Operating Expenses	\$1,363,913	\$1,761,100	\$10,760	\$0	\$1,771,860	\$1,139,940	\$1,750,751	\$1,579,100
Contractual Services	\$7,500	\$15,800	\$0	\$0	\$15,800	\$0	\$15,800	\$19,300
Operating Capital	\$0	\$0	\$0	\$0	\$0	\$0	\$0	\$0
<b>TOTAL</b>	<b>\$6,616,920</b>	<b>\$8,008,700</b>	<b>\$10,760</b>	<b>\$0</b>	<b>\$8,019,460</b>	<b>\$2,866,249</b>	<b>\$7,755,608</b>	<b>\$7,737,200</b>
<b>PROGRAM REVENUE</b>								
Taxes	\$0	\$0	\$0	\$0	\$0	\$0	\$0	\$0
Intergovernmental Revenue	\$572,771	\$1,256,100	\$0	\$0	\$1,256,100	\$158,228	\$1,256,100	\$1,170,700
Licenses & Permits	\$0	\$0	\$0	\$0	\$0	\$0	\$0	\$0
Fines, Forfeits & Penalties	\$0	\$0	\$0	\$0	\$0	\$0	\$0	\$0
Public Charges for Services	\$0	\$0	\$0	\$0	\$0	\$0	\$0	\$0
Intergovernmental Charge for Services	\$0	\$0	\$0	\$0	\$0	\$0	\$0	\$0
Miscellaneous	\$19	\$0	\$0	\$0	\$0	\$0	\$0	\$0
Other Financing Sources	\$0	\$0	\$0	\$0	\$0	\$0	\$0	\$0
<b>TOTAL</b>	<b>\$572,790</b>	<b>\$1,256,100</b>	<b>\$0</b>	<b>\$0</b>	<b>\$1,256,100</b>	<b>\$158,228</b>	<b>\$1,256,100</b>	<b>\$1,170,700</b>
<b>GPR SUPPORT</b>	<b>\$6,044,130</b>	<b>\$6,752,600</b>			<b>\$6,763,360</b>			<b>\$6,566,500</b>
<b>F.T.E. STAFF</b>	<b>44.000</b>	<b>46.000</b>					<b>46.000</b>	<b>46.000</b>



<b>Dept:</b>	Administration	15							<b>Fund Name:</b>	General Fund
<b>Prgm:</b>	Information Management	116/00							<b>Fund No.:</b>	1110
	2021	<b>Net Decision Items</b>							2021 Executive	
<b>DI#</b>	<b>Base</b>	<b>01</b>	<b>02</b>	<b>03</b>	<b>04</b>	<b>05</b>	<b>06</b>	<b>07</b>	<b>Budget</b>	
<b>PROGRAM EXPENDITURES</b>										
Personnel Costs	\$6,380,200	(\$19,900)	\$0	(\$221,500)	\$0	\$0	\$0	\$0	\$6,138,800	
Operating Expenses	\$1,761,100	(\$20,000)	(\$162,000)	\$0	\$0	\$0	\$0	\$0	\$1,579,100	
Contractual Services	\$19,300	\$0	\$0	\$0	\$0	\$0	\$0	\$0	\$19,300	
Operating Capital	\$0	\$0	\$0	\$0	\$0	\$0	\$0	\$0	\$0	
<b>TOTAL</b>	<b>\$8,160,600</b>	<b>(\$39,900)</b>	<b>(\$162,000)</b>	<b>(\$221,500)</b>	<b>\$0</b>	<b>\$0</b>	<b>\$0</b>	<b>\$0</b>	<b>\$7,737,200</b>	
<b>PROGRAM REVENUE</b>										
Taxes	\$0	\$0	\$0	\$0	\$0	\$0	\$0	\$0	\$0	
Intergovernmental Revenue	\$1,164,500	\$6,200	\$0	\$0	\$0	\$0	\$0	\$0	\$1,170,700	
Licenses & Permits	\$0	\$0	\$0	\$0	\$0	\$0	\$0	\$0	\$0	
Fines, Forfeits & Penalties	\$0	\$0	\$0	\$0	\$0	\$0	\$0	\$0	\$0	
Public Charges for Services	\$0	\$0	\$0	\$0	\$0	\$0	\$0	\$0	\$0	
Intergovernmental Charge for Services	\$0	\$0	\$0	\$0	\$0	\$0	\$0	\$0	\$0	
Miscellaneous	\$0	\$0	\$0	\$0	\$0	\$0	\$0	\$0	\$0	
Other Financing Sources	\$0	\$0	\$0	\$0	\$0	\$0	\$0	\$0	\$0	
<b>TOTAL</b>	<b>\$1,164,500</b>	<b>\$6,200</b>	<b>\$0</b>	<b>\$0</b>	<b>\$0</b>	<b>\$0</b>	<b>\$0</b>	<b>\$0</b>	<b>\$1,170,700</b>	
<b>GPR SUPPORT</b>	<b>\$6,996,100</b>	<b>(\$46,100)</b>	<b>(\$162,000)</b>	<b>(\$221,500)</b>	<b>\$0</b>	<b>\$0</b>	<b>\$0</b>	<b>\$0</b>	<b>\$6,566,500</b>	
<b>F.T.E. STAFF</b>	<b>46.000</b>	<b>0.000</b>	<b>0.000</b>	<b>0.000</b>	<b>0.000</b>	<b>0.000</b>	<b>0.000</b>	<b>0.000</b>	<b>46.000</b>	

<b>NARRATIVE INFORMATION ABOUT DECISION ITEMS SHOWN ABOVE</b>		Expenditures	Revenue	GPR Support
<b>2021 BUDGET BASE</b>		\$8,160,600	\$1,164,500	\$6,996,100
DI #	ADMN-INFO-1 Expense & Revenue Reallocation & Reduction			
DEPT	Reallocate Expenditures & Revenues to properly reflect the 2021 projected Personal Services, operating expenditures and revenues in the Information Management department.	(\$39,900)	\$6,200	(\$46,100)
EXEC	Approved as Requested	\$0	\$0	\$0
ADOPTED				\$0
	<b>NET DI # ADMN-INFO-1</b>	<b>(\$39,900)</b>	<b>\$6,200</b>	<b>(\$46,100)</b>

Dept: Administration		15	Fund Name: General Fund		
Prgm: Information Management		116/00	Fund No.: 1110		
NARRATIVE INFORMATION ABOUT DECISION ITEMS SHOWN ON PREVIOUS PAGE			Expenditures	Revenue	GPR Support
DI #	ADMN-INFO-2	Maintenance Contract Adjustments			
DEPT	Adjust expenditure amounts to properly reflect the 2021 maintenance contracts in the Information Management department.		(\$162,000)	\$0	(\$162,000)
EXEC	Approved as Requested		\$0	\$0	\$0
ADOPTED					\$0
NET DI # ADMN-INFO-2			(\$162,000)	\$0	(\$162,000)
DI #	ADMN-INFO-3	Remove Funding for 2 Vacant Positions			
DEPT	Remove funding for Position # 3233 - Information Management Specialist I & Position # 3234 - System Administrator I.		(\$221,500)	\$0	(\$221,500)
EXEC	Approved as Requested		\$0	\$0	\$0
ADOPTED					\$0
NET DI # ADMN-INFO-3			(\$221,500)	\$0	(\$221,500)
<b>2021 EXECUTIVE BUDGET</b>			\$7,737,200	\$1,170,700	\$6,566,500

<b>Dept:</b>	Administration	15	<b>DANE COUNTY</b>	<b>Fund Name:</b>	General Fund
<b>Prgm:</b>	Purchasing	114/11		<b>Fund No:</b>	1110

**Mission:**  
 To procure goods and services, professional and non-professional, required for the operation of Dane County government at the lowest possible cost to the taxpayer, while maintaining the fairness and integrity of public purchasing laws. To administer the Contract Compliance Program. To dispose of surplus property.

**Description:**  
 The Purchasing Division evaluates the product and service needs of county government, ensuring availability at the most advantageous cost. Product suitability is determined through application and information research which identifies quality and economic impact. Professional services are acquired through contract administration, which includes development of written requests for proposals, evaluation, interviews (if necessary), negotiations and final vendor selection. The Contract Compliance Program enforces and monitors contractor performance relative to workforce representation of protected groups/members, and promotes and oversees participation and contracting opportunities for businesses operated by minorities, women and people with disabilities.

	Actual 2019	Adopted 2020	2019 Carry Forward	Board Transfers	Budget As Modified	2020 YTD	Estimated 2020	Department Request
<b>PROGRAM EXPENDITURES</b>								
Personnel Costs	\$327,949	\$344,700	\$0	\$0	\$344,700	\$99,879	\$350,357	\$356,800
Operating Expenses	\$4,939	\$7,120	\$0	\$0	\$7,120	\$1,389	\$5,718	\$5,520
Contractual Services	\$400	\$800	\$0	\$0	\$800	\$0	\$800	\$800
Operating Capital	\$0	\$0	\$0	\$0	\$0	\$0	\$0	\$0
<b>TOTAL</b>	<b>\$333,289</b>	<b>\$352,620</b>	<b>\$0</b>	<b>\$0</b>	<b>\$352,620</b>	<b>\$101,268</b>	<b>\$356,875</b>	<b>\$363,120</b>
<b>PROGRAM REVENUE</b>								
Taxes	\$0	\$0	\$0	\$0	\$0	\$0	\$0	\$0
Intergovernmental Revenue	\$0	\$0	\$0	\$0	\$0	\$0	\$0	\$0
Licenses & Permits	\$0	\$0	\$0	\$0	\$0	\$0	\$0	\$0
Fines, Forfeits & Penalties	\$0	\$0	\$0	\$0	\$0	\$0	\$0	\$0
Public Charges for Services	\$2,905	\$0	\$0	\$0	\$0	\$680	\$0	\$0
Intergovernmental Charge for Services	\$0	\$0	\$0	\$0	\$0	\$0	\$0	\$0
Miscellaneous	\$144,189	\$135,000	\$0	\$0	\$135,000	\$512	\$135,000	\$145,000
Other Financing Sources	\$0	\$0	\$0	\$0	\$0	\$0	\$0	\$0
<b>TOTAL</b>	<b>\$147,095</b>	<b>\$135,000</b>	<b>\$0</b>	<b>\$0</b>	<b>\$135,000</b>	<b>\$1,191</b>	<b>\$135,000</b>	<b>\$145,000</b>
<b>GPR SUPPORT</b>	<b>\$186,194</b>	<b>\$217,620</b>			<b>\$217,620</b>			<b>\$218,120</b>
<b>F.T.E. STAFF</b>	<b>3.000</b>	<b>3.000</b>					<b>3.000</b>	<b>3.000</b>

Dept: Administration Prgm: Purchasing		15 114/11							Fund Name: General Fund Fund No.: 1110
DI#	2021 Base	Net Decision Items							2021 Executive Budget
		01	02	03	04	05	06	07	
<b>PROGRAM EXPENDITURES</b>									
Personnel Costs	\$356,800	\$0	\$0	\$0	\$0	\$0	\$0	\$0	\$356,800
Operating Expenses	\$7,120	(\$1,600)	\$0	\$0	\$0	\$0	\$0	\$0	\$5,520
Contractual Services	\$900	(\$100)	\$0	\$0	\$0	\$0	\$0	\$0	\$800
Operating Capital	\$0	\$0	\$0	\$0	\$0	\$0	\$0	\$0	\$0
<b>TOTAL</b>	<b>\$364,820</b>	<b>(\$1,700)</b>	<b>\$0</b>	<b>\$0</b>	<b>\$0</b>	<b>\$0</b>	<b>\$0</b>	<b>\$0</b>	<b>\$363,120</b>
<b>PROGRAM REVENUE</b>									
Taxes	\$0	\$0	\$0	\$0	\$0	\$0	\$0	\$0	\$0
Intergovernmental Revenue	\$0	\$0	\$0	\$0	\$0	\$0	\$0	\$0	\$0
Licenses & Permits	\$0	\$0	\$0	\$0	\$0	\$0	\$0	\$0	\$0
Fines, Forfeits & Penalties	\$0	\$0	\$0	\$0	\$0	\$0	\$0	\$0	\$0
Public Charges for Services	\$0	\$0	\$0	\$0	\$0	\$0	\$0	\$0	\$0
Intergovernmental Charge for Services	\$0	\$0	\$0	\$0	\$0	\$0	\$0	\$0	\$0
Miscellaneous	\$135,000	\$10,000	\$0	\$0	\$0	\$0	\$0	\$0	\$145,000
Other Financing Sources	\$0	\$0	\$0	\$0	\$0	\$0	\$0	\$0	\$0
<b>TOTAL</b>	<b>\$135,000</b>	<b>\$10,000</b>	<b>\$0</b>	<b>\$0</b>	<b>\$0</b>	<b>\$0</b>	<b>\$0</b>	<b>\$0</b>	<b>\$145,000</b>
<b>GPR SUPPORT</b>	<b>\$229,820</b>	<b>(\$11,700)</b>	<b>\$0</b>	<b>\$0</b>	<b>\$0</b>	<b>\$0</b>	<b>\$0</b>	<b>\$0</b>	<b>\$218,120</b>
<b>F.T.E. STAFF</b>	<b>3.000</b>	<b>0.000</b>	<b>0.000</b>	<b>0.000</b>	<b>0.000</b>	<b>0.000</b>	<b>0.000</b>	<b>0.000</b>	<b>3.000</b>

NARRATIVE INFORMATION ABOUT DECISION ITEMS SHOWN ABOVE		Expenditures	Revenue	GPR Support
<b>2021 BUDGET BASE</b>		\$364,820	\$135,000	\$229,820
DI #	ADMN-PURC-1 GPR Reduction			
DEPT	Reduce operating and contractual expenditures and increase revenue to help Department of Administration meet the 2021 GPR Reduction target.	(\$1,700)	\$10,000	(\$11,700)
EXEC	Approved as Requested	\$0	\$0	\$0
ADOPTED				\$0
NET DI # ADMN-PURC-1		(\$1,700)	\$10,000	(\$11,700)
<b>2021 EXECUTIVE BUDGET</b>		\$363,120	\$145,000	\$218,120

<b>Dept:</b>	Administration	15	<b>DANE COUNTY</b>	<b>Fund Name:</b>	Printing & Services
<b>Prgm:</b>	Printing & Services	142/00:96		<b>Fund No:</b>	5110

**Mission:**  
To provide high quality and economical printing and general administrative services to Dane County and local units of government.

**Description:**  
The Printing and Services Division delivers and processes mail, designs and reproduces printed copies, provides record storage service and manages a vehicle pool for departments and divisions of county government and local units of government. The cost of the Division's services is allocated to departments and local governments based on use; fees encourage agencies to use services efficiently. City of Madison and Dane County agencies located in the City-County Building use a consolidated convenience copier system which combines volume and flexibility to provide high quality reproductions at low cost.

	Actual 2019	Adopted 2020	2019 Carry Forward	Board Transfers	Budget As Modified	2020 YTD	Estimated 2020	Department Request
<b>PROGRAM EXPENDITURES</b>								
Personnel Costs	\$816,055	\$886,600	\$0	\$0	\$886,600	\$259,394	\$752,937	\$829,600
Operating Expenses	\$362,049	\$410,761	\$0	\$0	\$410,761	\$84,234	\$377,810	\$993,737
Contractual Services	\$113,044	\$146,000	\$0	\$0	\$146,000	\$30,583	\$119,193	\$149,500
Operating Capital	\$0	\$0	\$0	\$0	\$0	\$0	\$0	\$0
<b>TOTAL</b>	<b>\$1,291,148</b>	<b>\$1,443,361</b>	<b>\$0</b>	<b>\$0</b>	<b>\$1,443,361</b>	<b>\$374,212</b>	<b>\$1,249,940</b>	<b>\$1,972,837</b>
<b>PROGRAM REVENUE</b>								
Taxes	\$0	\$0	\$0	\$0	\$0	\$0	\$0	\$0
Intergovernmental Revenue	\$1,225,912	\$1,493,900	\$0	\$0	\$1,493,900	\$439,022	\$1,361,013	\$2,064,900
Licenses & Permits	\$0	\$0	\$0	\$0	\$0	\$0	\$0	\$0
Fines, Forfeits & Penalties	\$0	\$0	\$0	\$0	\$0	\$0	\$0	\$0
Public Charges for Services	\$0	\$0	\$0	\$0	\$0	\$0	\$0	\$0
Intergovernmental Charge for Services	\$0	\$0	\$0	\$0	\$0	\$0	\$0	\$0
Miscellaneous	\$457	\$0	\$0	\$0	\$0	\$10	\$9	\$0
Other Financing Sources	\$0	\$0	\$0	\$0	\$0	\$0	\$0	\$0
<b>TOTAL</b>	<b>\$1,226,368</b>	<b>\$1,493,900</b>	<b>\$0</b>	<b>\$0</b>	<b>\$1,493,900</b>	<b>\$439,032</b>	<b>\$1,361,022</b>	<b>\$2,064,900</b>
<b>REVENUE OVER/(UNDER) EXPENSES</b>	<b>(\$64,780)</b>	<b>\$50,539</b>			<b>\$50,539</b>			<b>\$92,063</b>
<b>F.T.E. STAFF</b>	<b>9.000</b>	<b>9.000</b>					<b>9.000</b>	<b>9.000</b>

<b>Dept:</b>	Administration	15							<b>Fund Name:</b>	Printing & Services
<b>Prgm:</b>	Printing & Services	142/00:96							<b>Fund No.:</b>	5110
DI#	2021 Base	Net Decision Items							2021 Executive Budget	
		01	02	03	04	05	06	07		
<b>PROGRAM EXPENDITURES</b>										
Personnel Costs	\$955,800	(\$126,200)	\$0	\$0	\$0	\$0	\$0	\$0	\$829,600	
Operating Expenses	\$983,337	\$10,400	\$0	\$0	\$0	\$0	\$0	\$0	\$993,737	
Contractual Services	\$149,500	\$0	\$0	\$0	\$0	\$0	\$0	\$0	\$149,500	
Operating Capital	\$0	\$0	\$0	\$0	\$0	\$0	\$0	\$0	\$0	
<b>TOTAL</b>	<b>\$2,088,637</b>	<b>(\$115,800)</b>	<b>\$0</b>	<b>\$0</b>	<b>\$0</b>	<b>\$0</b>	<b>\$0</b>	<b>\$0</b>	<b>\$1,972,837</b>	
<b>PROGRAM REVENUE</b>										
Taxes	\$0	\$0	\$0	\$0	\$0	\$0	\$0	\$0	\$0	
Intergovernmental Revenue	\$2,064,900	\$0	\$0	\$0	\$0	\$0	\$0	\$0	\$2,064,900	
Licenses & Permits	\$0	\$0	\$0	\$0	\$0	\$0	\$0	\$0	\$0	
Fines, Forfeits & Penalties	\$0	\$0	\$0	\$0	\$0	\$0	\$0	\$0	\$0	
Public Charges for Services	\$0	\$0	\$0	\$0	\$0	\$0	\$0	\$0	\$0	
Intergovernmental Charge for Services	\$0	\$0	\$0	\$0	\$0	\$0	\$0	\$0	\$0	
Miscellaneous	\$0	\$0	\$0	\$0	\$0	\$0	\$0	\$0	\$0	
Other Financing Sources	\$0	\$0	\$0	\$0	\$0	\$0	\$0	\$0	\$0	
<b>TOTAL</b>	<b>\$2,064,900</b>	<b>\$0</b>	<b>\$0</b>	<b>\$0</b>	<b>\$0</b>	<b>\$0</b>	<b>\$0</b>	<b>\$0</b>	<b>\$2,064,900</b>	
<b>REVENUE OVER/(UNDER) EXPENSES</b>	<b>(\$23,737)</b>	<b>\$115,800</b>	<b>\$0</b>	<b>\$0</b>	<b>\$0</b>	<b>\$0</b>	<b>\$0</b>	<b>\$0</b>	<b>\$92,063</b>	
<b>F.T.E. STAFF</b>	<b>9.000</b>	<b>0.000</b>	<b>0.000</b>	<b>0.000</b>	<b>0.000</b>	<b>0.000</b>	<b>0.000</b>	<b>0.000</b>	<b>9.000</b>	

NARRATIVE INFORMATION ABOUT DECISION ITEMS SHOWN ABOVE		Expenditures	Revenue	Revenue Over/(Under) Expenses
<b>2021 BUDGET BASE</b>		\$2,088,637	\$2,064,900	(\$23,737)
DI #	ADMN-P&S-1 Personnel Cost Reduction			
DEPT	This request unfunds the Printing and Services Supervisor. Supervisory responsibilities for Printing and Services have been absorbed by other positions in the Department.	(\$115,800)	\$0	\$115,800
EXEC	Approved as Requested	\$0	\$0	\$0
ADOPTED				\$0
NET DI # ADMN-P&S-1		(\$115,800)	\$0	\$115,800

<b>Dept:</b> Administration	15	<b>Fund Name:</b> Printing & Services
<b>Prgm:</b> Printing & Services	142/00:96	<b>Fund No.:</b> 5110

<b>NARRATIVE INFORMATION ABOUT DECISION ITEMS SHOWN ON PREVIOUS PAGE</b>			Expenditures	Revenue	Revenue Over/(Under) Expenses
DI #	ADMN-P&S-2	Reallocate Revenue			
DEPT	This decision item reallocates some existing revenue to additional lines to better account for the sources of funds.		\$0	\$0	\$0
EXEC	Approved as Requested		\$0	\$0	\$0
ADOPTED					\$0
	NET DI #	ADMN-P&S-2	\$0	\$0	\$0

--	--	--

<b>2021 EXECUTIVE BUDGET</b>	\$1,972,837	\$2,064,900	\$92,063
------------------------------	-------------	-------------	----------

<b>Dept:</b>	Administration	15	<b>DANE COUNTY</b>	<b>Fund Name:</b>	Consol. Food Serv.
<b>Prgm:</b>	Consolidated Food Service	120/00		<b>Fund No:</b>	5710

## Mission:

To provide quality food service to county agencies at a reasonable cost.

## Description:

Dane County Consolidated Food Service (CFS) prepares and delivers meals to clients at Badger Prairie Health Care Center (BPHCC), Dane County Jail, Public Safety Building, William Ferris Center (Huber Center), Juvenile Detention, and Senior Centers throughout Dane County. Additionally, meals are served by CFS staff to the BPHCC residents.

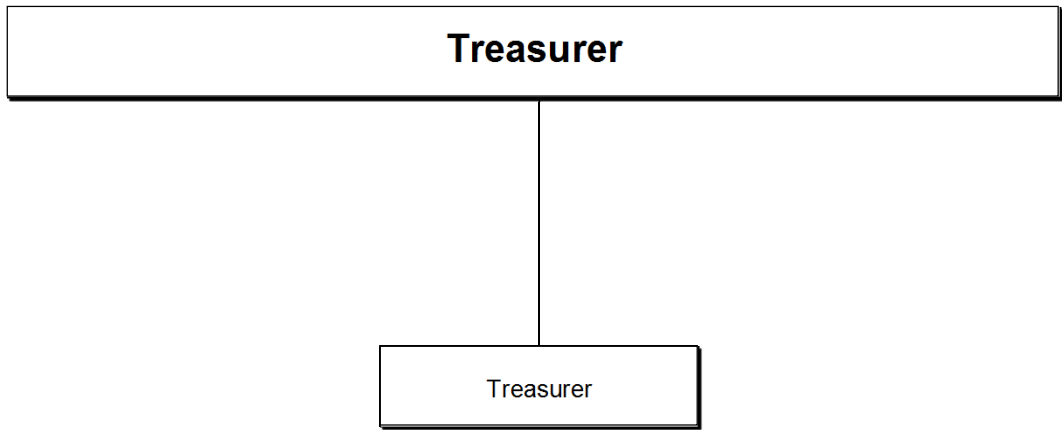
	Actual 2019	Adopted 2020	2019 Carry Forward	Board Transfers	Budget As Modified	2020 YTD	Estimated 2020	Department Request
<b>PROGRAM EXPENDITURES</b>								
Personnel Costs	\$2,506,503	\$2,696,500	\$0	\$0	\$2,696,500	\$869,086	\$2,663,259	\$2,734,800
Operating Expenses	\$2,578,131	\$3,029,101	\$0	\$0	\$3,029,101	\$857,146	\$2,967,411	\$3,187,732
Contractual Services	\$12,625	\$31,200	\$0	\$0	\$31,200	\$2,454	\$31,200	\$49,400
Operating Capital	\$2,708	\$0	\$0	\$0	\$0	\$0	\$0	\$0
<b>TOTAL</b>	<b>\$5,099,967</b>	<b>\$5,756,801</b>	<b>\$0</b>	<b>\$0</b>	<b>\$5,756,801</b>	<b>\$1,728,685</b>	<b>\$5,661,870</b>	<b>\$5,971,932</b>
<b>PROGRAM REVENUE</b>								
Taxes	\$0	\$0	\$0	\$0	\$0	\$0	\$0	\$0
Intergovernmental Revenue	\$5,307,435	\$5,857,126	\$0	\$0	\$5,857,126	\$1,876,903	\$5,857,126	\$6,107,603
Licenses & Permits	\$0	\$0	\$0	\$0	\$0	\$0	\$0	\$0
Fines, Forfeits & Penalties	\$0	\$0	\$0	\$0	\$0	\$0	\$0	\$0
Public Charges for Services	\$0	\$0	\$0	\$0	\$0	\$0	\$0	\$0
Intergovernmental Charge for Services	\$0	\$0	\$0	\$0	\$0	\$0	\$0	\$0
Miscellaneous	\$10,025	\$0	\$0	\$0	\$0	\$782	\$705	\$0
Other Financing Sources	\$0	\$0	\$0	\$0	\$0	\$0	\$0	\$0
<b>TOTAL</b>	<b>\$5,317,460</b>	<b>\$5,857,126</b>	<b>\$0</b>	<b>\$0</b>	<b>\$5,857,126</b>	<b>\$1,877,685</b>	<b>\$5,857,831</b>	<b>\$6,107,603</b>
<b>REVENUE OVER/(UNDER) EXPENSES</b>	<b>\$217,494</b>	<b>\$100,325</b>			<b>\$100,325</b>			<b>\$135,671</b>
<b>F.T.E. STAFF</b>	<b>27.600</b>	<b>29.600</b>					<b>29.600</b>	<b>29.600</b>



<b>Dept:</b>	Administration	15							<b>Fund Name:</b>	Consol. Food Serv.
<b>Prgm:</b>	Consolidated Food Service	120/00							<b>Fund No.:</b>	5710
DI#	2021 Base	Net Decision Items							2021 Executive Budget	
		01	02	03	04	05	06	07		
<b>PROGRAM EXPENDITURES</b>										
Personnel Costs	\$2,734,800	\$0	\$0	\$0	\$0	\$0	\$0	\$0	\$2,734,800	
Operating Expenses	\$3,027,705	\$160,027	\$0	\$0	\$0	\$0	\$0	\$0	\$3,187,732	
Contractual Services	\$34,400	\$15,000	\$0	\$0	\$0	\$0	\$0	\$0	\$49,400	
Operating Capital	\$0	\$0	\$0	\$0	\$0	\$0	\$0	\$0	\$0	
<b>TOTAL</b>	<b>\$5,796,905</b>	<b>\$175,027</b>	<b>\$0</b>	<b>\$0</b>	<b>\$0</b>	<b>\$0</b>	<b>\$0</b>	<b>\$0</b>	<b>\$5,971,932</b>	
<b>PROGRAM REVENUE</b>										
Taxes	\$0	\$0	\$0	\$0	\$0	\$0	\$0	\$0	\$0	
Intergovernmental Revenue	\$5,857,126	\$0	\$250,477	\$0	\$0	\$0	\$0	\$0	\$6,107,603	
Licenses & Permits	\$0	\$0	\$0	\$0	\$0	\$0	\$0	\$0	\$0	
Fines, Forfeits & Penalties	\$0	\$0	\$0	\$0	\$0	\$0	\$0	\$0	\$0	
Public Charges for Services	\$0	\$0	\$0	\$0	\$0	\$0	\$0	\$0	\$0	
Intergovernmental Charge for Services	\$0	\$0	\$0	\$0	\$0	\$0	\$0	\$0	\$0	
Miscellaneous	\$0	\$0	\$0	\$0	\$0	\$0	\$0	\$0	\$0	
Other Financing Sources	\$0	\$0	\$0	\$0	\$0	\$0	\$0	\$0	\$0	
<b>TOTAL</b>	<b>\$5,857,126</b>	<b>\$0</b>	<b>\$250,477</b>	<b>\$0</b>	<b>\$0</b>	<b>\$0</b>	<b>\$0</b>	<b>\$0</b>	<b>\$6,107,603</b>	
<b>REVENUE OVER/(UNDER) EXPENSES</b>	<b>\$60,221</b>	<b>(\$175,027)</b>	<b>\$250,477</b>	<b>\$0</b>	<b>\$0</b>	<b>\$0</b>	<b>\$0</b>	<b>\$0</b>	<b>\$135,671</b>	
<b>F.T.E. STAFF</b>	<b>29.600</b>	<b>0.000</b>	<b>0.000</b>	<b>0.000</b>	<b>0.000</b>	<b>0.000</b>	<b>0.000</b>	<b>0.000</b>	<b>29.600</b>	

NARRATIVE INFORMATION ABOUT DECISION ITEMS SHOWN ABOVE		Expenditures	Revenue	Revenue Over/(Under) Expenses
<b>2021 BUDGET BASE</b>		\$5,796,905	\$5,857,126	\$60,221
DI #	ADMN-FOOD-1			
DEPT	Adjust expense lines to reflect the increase in the operating expense for food, depreciation expense, and CFS overhead allocation. Also, reallocate funds to new lines to allow for better tracking of expenses.	\$175,027	\$0	(\$175,027)
EXEC	Approved as Requested	\$0	\$0	\$0
ADOPTED				\$0
	<b>NET DI # ADMN-FOOD-1</b>	<b>\$175,027</b>	<b>\$0</b>	<b>(\$175,027)</b>

<b>Dept:</b>	Administration	15	<b>Fund Name:</b>	Consol. Food Serv.	
<b>Prgm:</b>	Consolidated Food Service	120/00	<b>Fund No.:</b>	5710	
<b>NARRATIVE INFORMATION ABOUT DECISION ITEMS SHOWN ON PREVIOUS PAGE</b>			Expenditures	Revenue	Revenue Over/(Under) Expenses
DI #	ADMN-FOOD-2	Food Service Revenue			
DEPT	Increase Food Service Revenue for 2021.		\$0	\$250,477	\$250,477
EXEC	Approved as Requested		\$0	\$0	\$0
ADOPTED					\$0
	NET DI #	ADMN-FOOD-2	\$0	\$250,477	\$250,477
<b>2021 EXECUTIVE BUDGET</b>			\$5,971,932	\$6,107,603	\$135,671



<b>Dept:</b>	Treasurer	18	<b>DANE COUNTY</b>	<b>Fund Name:</b>	General Fund
<b>Prgm:</b>	Treasurer	000/00		<b>Fund No:</b>	1110

**Mission:**  
To provide for the orderly collection, disbursement, and recording of all monies received or disbursed by Dane County. The Dane County Treasurer is also charged with maintaining records of transactions affecting taxes and the safekeeping of all County funds, including the investment of those funds in compliance with State Statutes and County Ordinances.

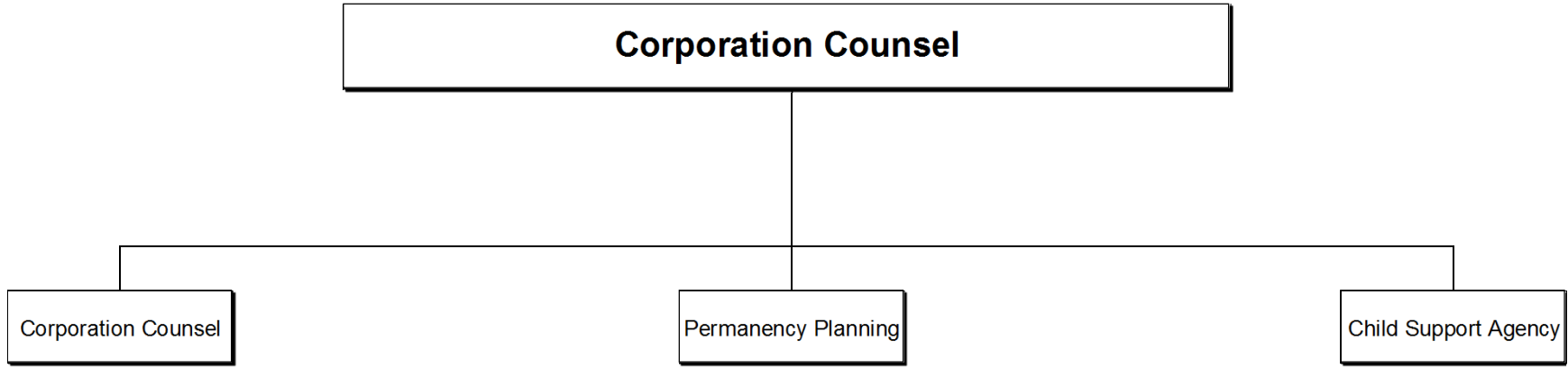
**Description:**  
Chapter 59.20 of the Wisconsin State Statutes requires the County Treasurer to receive all county monies as directed by statute or ordinance; to disburse funds on order of the County Executive and County Board; to keep a true and accurate account of the receipt and expenditure of all funds processed by the Treasurer's Office; provide the State Treasurer, Department of Revenue and other entities with reports; to keep safe and invest all county funds consistent with state and county policy; to take tax certificates and process foreclosures; and to collect and distribute second installment and delinquent taxes and sell foreclosed property. The Office also calculates and prepares tax bills for 60 municipalities, certifies plats and pays special assessments to taxation districts. The Treasurer serves as Treasurer of the Drainage Board and is a member of the Land Information Office.

	Actual 2019	Adopted 2020	2019 Carry Forward	Board Transfers	Budget As Modified	2020 YTD	Estimated 2020	Department Request
<b>PROGRAM EXPENDITURES</b>								
Personnel Costs	\$522,891	\$551,700	\$0	\$0	\$551,700	\$164,129	\$463,554	\$558,400
Operating Expenses	\$147,485	\$243,025	\$17,000	\$0	\$260,025	\$38,293	\$215,092	\$221,525
Contractual Services	\$238,143	\$375,516	\$0	\$0	\$375,516	\$30,822	\$288,656	\$368,916
Operating Capital	\$0	\$0	\$0	\$0	\$0	\$0	\$0	\$0
<b>TOTAL</b>	<b>\$908,519</b>	<b>\$1,170,241</b>	<b>\$17,000</b>	<b>\$0</b>	<b>\$1,187,241</b>	<b>\$233,243</b>	<b>\$967,302</b>	<b>\$1,148,841</b>
<b>PROGRAM REVENUE</b>								
Taxes	\$1,903,707	\$1,617,189	\$0	\$0	\$1,617,189	\$611,452	\$1,747,975	\$1,617,189
Intergovernmental Revenue	\$0	\$0	\$0	\$0	\$0	\$0	\$0	\$0
Licenses & Permits	\$0	\$0	\$0	\$0	\$0	\$0	\$0	\$0
Fines, Forfeits & Penalties	\$254,507	\$125,000	\$0	\$0	\$125,000	\$80,972	\$125,000	\$125,000
Public Charges for Services	\$28,513	\$63,218	\$0	\$0	\$63,218	\$9,876	\$63,544	\$63,218
Intergovernmental Charge for Services	\$0	\$0	\$0	\$0	\$0	\$0	\$0	\$0
Miscellaneous	\$2,731,451	\$2,015,000	\$0	\$0	\$2,015,000	\$734,092	\$1,016,849	\$2,015,000
Other Financing Sources	\$400,485	\$44,500	\$0	\$0	\$44,500	\$77,094	\$44,500	\$44,500
<b>TOTAL</b>	<b>\$5,318,663</b>	<b>\$3,864,907</b>	<b>\$0</b>	<b>\$0</b>	<b>\$3,864,907</b>	<b>\$1,513,486</b>	<b>\$2,997,868</b>	<b>\$3,864,907</b>
<b>GPR SUPPORT</b>	<b>(\$4,410,144)</b>	<b>(\$2,694,666)</b>			<b>(\$2,677,666)</b>			<b>(\$2,716,066)</b>
<b>F.T.E. STAFF</b>	<b>5.000</b>	<b>5.000</b>					<b>5.000</b>	<b>5.000</b>

<b>Dept:</b>	Treasurer	18							<b>Fund Name:</b>	General Fund
<b>Prgm:</b>	Treasurer	000/00							<b>Fund No.:</b>	1110
DI#	2021 Base	Net Decision Items							2021 Executive Budget	
		01	02	03	04	05	06	07		
<b>PROGRAM EXPENDITURES</b>										
Personnel Costs	\$558,400	\$0	\$0	\$0	\$0	\$0	\$0	\$0	\$558,400	
Operating Expenses	\$243,025	(\$21,500)	\$0	\$0	\$0	\$0	\$0	\$0	\$221,525	
Contractual Services	\$375,916	(\$7,000)	\$0	\$0	\$0	\$0	\$0	\$0	\$368,916	
Operating Capital	\$0	\$0	\$0	\$0	\$0	\$0	\$0	\$0	\$0	
<b>TOTAL</b>	<b>\$1,177,341</b>	<b>(\$28,500)</b>	<b>\$0</b>	<b>\$0</b>	<b>\$0</b>	<b>\$0</b>	<b>\$0</b>	<b>\$0</b>	<b>\$1,148,841</b>	
<b>PROGRAM REVENUE</b>										
Taxes	\$1,617,189	\$0	\$0	\$0	\$0	\$0	\$0	\$0	\$1,617,189	
Intergovernmental Revenue	\$0	\$0	\$0	\$0	\$0	\$0	\$0	\$0	\$0	
Licenses & Permits	\$0	\$0	\$0	\$0	\$0	\$0	\$0	\$0	\$0	
Fines, Forfeits & Penalties	\$125,000	\$0	\$0	\$0	\$0	\$0	\$0	\$0	\$125,000	
Public Charges for Services	\$63,218	\$0	\$0	\$0	\$0	\$0	\$0	\$0	\$63,218	
Intergovernmental Charge for Services	\$0	\$0	\$0	\$0	\$0	\$0	\$0	\$0	\$0	
Miscellaneous	\$2,015,000	\$0	(\$1,650,000)	\$0	\$0	\$0	\$0	\$0	\$365,000	
Other Financing Sources	\$44,500	\$0	\$0	\$0	\$0	\$0	\$0	\$0	\$44,500	
<b>TOTAL</b>	<b>\$3,864,907</b>	<b>\$0</b>	<b>(\$1,650,000)</b>	<b>\$0</b>	<b>\$0</b>	<b>\$0</b>	<b>\$0</b>	<b>\$0</b>	<b>\$2,214,907</b>	
<b>GPR SUPPORT</b>	<b>(\$2,687,566)</b>	<b>(\$28,500)</b>	<b>\$1,650,000</b>	<b>\$0</b>	<b>\$0</b>	<b>\$0</b>	<b>\$0</b>	<b>\$0</b>	<b>(\$1,066,066)</b>	
<b>F.T.E. STAFF</b>	<b>5.000</b>	<b>0.000</b>	<b>0.000</b>	<b>0.000</b>	<b>0.000</b>	<b>0.000</b>	<b>0.000</b>	<b>0.000</b>	<b>5.000</b>	

NARRATIVE INFORMATION ABOUT DECISION ITEMS SHOWN ABOVE		Expenditures	Revenue	GPR Support
<b>2021 BUDGET BASE</b>		\$1,177,341	\$3,864,907	(\$2,687,566)
DI #	TRSR-TRSR-1 GPR Reduction			
DEPT	Expenditure changes to meet GPR reduction directive.	(\$28,500)	\$0	(\$28,500)
EXEC	Approved as Requested	\$0	\$0	\$0
ADOPTED				\$0
NET DI # TRSR-TRSR-1		(\$28,500)	\$0	(\$28,500)

<b>Dept:</b>	Treasurer	18	<b>Fund Name:</b>	General Fund	
<b>Prgm:</b>	Treasurer	000/00	<b>Fund No.:</b>	1110	
NARRATIVE INFORMATION ABOUT DECISION ITEMS SHOWN ON PREVIOUS PAGE			Expenditures	Revenue	GPR Support
DI #	TRSR-TRSR-2	Pandemic Related Revenue Reductions			
DEPT			\$0	\$0	\$0
EXEC	Reduce revenues across multiple programs to reflect the negative trends in revenue collections due to the COVID-19 pandemic.		\$0	(\$1,650,000)	\$1,650,000
ADOPTED					\$0
	NET DI #	TRSR-TRSR-2	\$0	(\$1,650,000)	\$1,650,000
<b>2021 EXECUTIVE BUDGET</b>			\$1,148,841	\$2,214,907	(\$1,066,066)



<b>Dept:</b>	Corporation Counsel	21	<b>DANE COUNTY</b>				<b>Fund Name:</b>	General Fund
<b>Prgm:</b>	Corporation Counsel	122/00					<b>Fund No:</b>	1110
<p>Mission: To provide timely and cost effective legal services to the county as a municipal corporate entity.</p>								
<p>Description: Under Section 59.42 of the Wisconsin State Statutes, the Corporation Counsel is responsible for providing legal services to county departments, the County Executive, the County Board of Supervisors, and elected officials; representing the County in civil litigation; prosecuting various County Ordinance violations; and assisting in the collection of delinquent accounts receivable.</p>								
	Actual 2019	Adopted 2020	2019 Carry Forward	Board Transfers	Budget As Modified	2020 YTD	Estimated 2020	Department Request
<b>PROGRAM EXPENDITURES</b>								
Personnel Costs	\$1,426,050	\$1,474,400	\$0	\$0	\$1,474,400	\$440,418	\$1,500,661	\$1,704,680
Operating Expenses	\$53,437	\$33,220	\$248	\$0	\$33,468	\$7,044	\$39,268	\$33,220
Contractual Services	\$54,280	\$11,700	\$0	\$0	\$11,700	\$204	\$11,700	\$13,900
Operating Capital	\$0	\$0	\$0	\$0	\$0	\$0	\$0	\$0
<b>TOTAL</b>	<b>\$1,533,766</b>	<b>\$1,519,320</b>	<b>\$248</b>	<b>\$0</b>	<b>\$1,519,568</b>	<b>\$447,666</b>	<b>\$1,551,629</b>	<b>\$1,751,800</b>
<b>PROGRAM REVENUE</b>								
Taxes	\$0	\$0	\$0	\$0	\$0	\$0	\$0	\$0
Intergovernmental Revenue	\$347,361	\$380,260	\$0	\$0	\$380,260	\$0	\$380,260	\$469,355
Licenses & Permits	\$0	\$0	\$0	\$0	\$0	\$0	\$0	\$0
Fines, Forfeits & Penalties	\$0	\$0	\$0	\$0	\$0	\$0	\$0	\$0
Public Charges for Services	\$0	\$1,000	\$0	\$0	\$1,000	\$0	\$1,000	\$1,000
Intergovernmental Charge for Services	\$0	\$0	\$0	\$0	\$0	\$0	\$0	\$0
Miscellaneous	\$0	\$0	\$0	\$0	\$0	\$0	\$0	\$0
Other Financing Sources	\$0	\$0	\$0	\$0	\$0	\$0	\$0	\$0
<b>TOTAL</b>	<b>\$347,361</b>	<b>\$381,260</b>	<b>\$0</b>	<b>\$0</b>	<b>\$381,260</b>	<b>\$0</b>	<b>\$381,260</b>	<b>\$470,355</b>
<b>GPR SUPPORT</b>	<b>\$1,186,405</b>	<b>\$1,138,060</b>			<b>\$1,138,308</b>			<b>\$1,281,445</b>
<b>F.T.E. STAFF</b>	<b>7.500</b>	<b>7.500</b>					<b>7.500</b>	<b>8.500</b>



<b>Dept:</b>	Corporation Counsel							<b>Fund Name:</b>	General Fund
<b>Prgm:</b>	21 122/00							<b>Fund No.:</b>	1110
	2021	<b>Net Decision Items</b>							2021 Executive
<b>DI#</b>	<b>Base</b>	<b>01</b>	<b>02</b>	<b>03</b>	<b>04</b>	<b>05</b>	<b>06</b>	<b>07</b>	<b>Budget</b>
<b>PROGRAM EXPENDITURES</b>									
Personnel Costs	\$1,510,500	\$0	\$0	\$194,180	\$0	\$0	\$0	\$0	\$1,704,680
Operating Expenses	\$33,220	\$0	\$0	\$0	\$0	\$0	\$0	\$0	\$33,220
Contractual Services	\$13,900	\$0	\$0	\$0	\$0	\$0	\$0	\$0	\$13,900
Operating Capital	\$0	\$0	\$0	\$0	\$0	\$0	\$0	\$0	\$0
<b>TOTAL</b>	<b>\$1,557,620</b>	<b>\$0</b>	<b>\$0</b>	<b>\$194,180</b>	<b>\$0</b>	<b>\$0</b>	<b>\$0</b>	<b>\$0</b>	<b>\$1,751,800</b>
<b>PROGRAM REVENUE</b>									
Taxes	\$0	\$0	\$0	\$0	\$0	\$0	\$0	\$0	\$0
Intergovernmental Revenue	\$380,260	\$4,572	\$84,523	\$0	\$0	\$0	\$0	\$0	\$469,355
Licenses & Permits	\$0	\$0	\$0	\$0	\$0	\$0	\$0	\$0	\$0
Fines, Forfeits & Penalties	\$0	\$0	\$0	\$0	\$0	\$0	\$0	\$0	\$0
Public Charges for Services	\$1,000	\$0	\$0	\$0	\$0	\$0	\$0	\$0	\$1,000
Intergovernmental Charge for Services	\$0	\$0	\$0	\$0	\$0	\$0	\$0	\$0	\$0
Miscellaneous	\$0	\$0	\$0	\$0	\$0	\$0	\$0	\$0	\$0
Other Financing Sources	\$0	\$0	\$0	\$0	\$0	\$0	\$0	\$0	\$0
<b>TOTAL</b>	<b>\$381,260</b>	<b>\$4,572</b>	<b>\$84,523</b>	<b>\$0</b>	<b>\$0</b>	<b>\$0</b>	<b>\$0</b>	<b>\$0</b>	<b>\$470,355</b>
<b>GPR SUPPORT</b>	<b>\$1,176,360</b>	<b>(\$4,572)</b>	<b>(\$84,523)</b>	<b>\$194,180</b>	<b>\$0</b>	<b>\$0</b>	<b>\$0</b>	<b>\$0</b>	<b>\$1,281,445</b>
<b>F.T.E. STAFF</b>	<b>7.500</b>	<b>0.000</b>	<b>0.000</b>	<b>1.000</b>	<b>0.000</b>	<b>0.000</b>	<b>0.000</b>	<b>0.000</b>	<b>8.500</b>

<b>NARRATIVE INFORMATION ABOUT DECISION ITEMS SHOWN ABOVE</b>		Expenditures	Revenue	GPR Support
<b>2021 BUDGET BASE</b>		\$1,557,620	\$381,260	\$1,176,360
DI #	CORP-CNSL-1 Increase Groundwater Initiative Revenue			
DEPT	Attorney position #1601 is partially funded by the Groundwater Initiative Revenue line (landfill). It is anticipated that the costs for that attorney will rise in 2021; therefore, the revenue is projected to increase by \$4,572.	\$0	\$4,572	(\$4,572)
EXEC	Approved as Requested	\$0	\$0	\$0
ADOPTED				\$0
NET DI # CORP-CNSL-1		\$0	\$4,572	(\$4,572)

Dept:	Corporation Counsel	21	Fund Name:	General Fund	
Prgm:	Corporation Counsel	122/00	Fund No.:	1110	
NARRATIVE INFORMATION ABOUT DECISION ITEMS SHOWN ON PREVIOUS PAGE			Expenditures	Revenue	GPR Support
DI #	CORP-CNSL-2	Airport revenue from attorney time spent on PFAS related matters			
DEPT	Since the detection of PFAS on airport property last October, Corporation Counsel has provided specialized legal services to the DC Regional Airport as it navigates the regulatory hurdles that govern the airport's mitigation and remediation efforts. Based upon the time devoted to PFAS matters in 2019 & 2020, Corp. Counsel estimates that approximately 43% of an Asst. Corp. Counsel's time will be necessary in 2021.		\$0	\$84,523	(\$84,523)
EXEC	Approved as Requested		\$0	\$0	\$0
ADOPTED					\$0
NET DI # CORP-CNSL-2			\$0	\$84,523	(\$84,523)
DI #	CORP-CNSL-3	Transfer position #3158 from Permanency Planning to General Operations			
DEPT	Transfer of position #3158 (Assistant Corporation Counsel) from 1890/Permanency Planning to 1815/General Operations. Administrative only - no increased expense or revenue to the County.		\$194,180	\$0	\$194,180
EXEC	Approved as Requested		\$0	\$0	\$0
ADOPTED					\$0
NET DI # CORP-CNSL-3			\$194,180	\$0	\$194,180
<b>2021 EXECUTIVE BUDGET</b>			\$1,751,800	\$470,355	\$1,281,445

<b>Dept:</b>	Corporation Counsel	21	<b>DANE COUNTY</b>	<b>Fund Name:</b>	General Fund
<b>Prgm:</b>	Permanency Planning	124/00		<b>Fund No:</b>	1110

Mission:  
To represent the public interest in civil commitments and termination of parental rights cases.

Description:  
Assigned staff are responsible for representing the public interest in civil commitments and termination of parental rights cases.

	Actual 2019	Adopted 2020	2019 Carry Forward	Board Transfers	Budget As Modified	2020 YTD	Estimated 2020	Department Request
<b>PROGRAM EXPENDITURES</b>								
Personnel Costs	\$1,641,398	\$1,774,400	\$0	\$0	\$1,774,400	\$540,502	\$1,886,472	\$1,731,120
Operating Expenses	\$66,883	\$105,970	\$284	\$0	\$106,254	\$14,176	\$68,825	\$105,970
Contractual Services	\$10,216	\$8,700	\$0	\$0	\$8,700	\$9,809	\$12,509	\$9,200
Operating Capital	\$0	\$0	\$0	\$0	\$0	\$0	\$0	\$0
<b>TOTAL</b>	<b>\$1,718,497</b>	<b>\$1,889,070</b>	<b>\$284</b>	<b>\$0</b>	<b>\$1,889,354</b>	<b>\$564,487</b>	<b>\$1,967,806</b>	<b>\$1,846,290</b>
<b>PROGRAM REVENUE</b>								
Taxes	\$0	\$0	\$0	\$0	\$0	\$0	\$0	\$0
Intergovernmental Revenue	\$404,883	\$442,977	\$0	\$0	\$442,977	\$0	\$442,977	\$470,977
Licenses & Permits	\$0	\$0	\$0	\$0	\$0	\$0	\$0	\$0
Fines, Forfeits & Penalties	\$0	\$0	\$0	\$0	\$0	\$0	\$0	\$0
Public Charges for Services	\$0	\$0	\$0	\$0	\$0	\$0	\$0	\$0
Intergovernmental Charge for Services	\$0	\$0	\$0	\$0	\$0	\$0	\$0	\$0
Miscellaneous	\$0	\$0	\$0	\$0	\$0	\$0	\$0	\$0
Other Financing Sources	\$0	\$0	\$0	\$0	\$0	\$0	\$0	\$0
<b>TOTAL</b>	<b>\$404,883</b>	<b>\$442,977</b>	<b>\$0</b>	<b>\$0</b>	<b>\$442,977</b>	<b>\$0</b>	<b>\$442,977</b>	<b>\$470,977</b>
<b>GPR SUPPORT</b>	<b>\$1,313,614</b>	<b>\$1,446,093</b>			<b>\$1,446,377</b>			<b>\$1,375,313</b>
<b>F.T.E. STAFF</b>	<b>14.000</b>	<b>14.000</b>					<b>14.000</b>	<b>13.000</b>

<b>Dept:</b>	Corporation Counsel	21							<b>Fund Name:</b>	General Fund
<b>Prgm:</b>	Permanency Planning	124/00							<b>Fund No.:</b>	1110
<b>DI#</b>	<b>2021 Base</b>	<b>Net Decision Items</b>							<b>2021 Executive Budget</b>	
		<b>01</b>	<b>02</b>	<b>03</b>	<b>04</b>	<b>05</b>	<b>06</b>	<b>07</b>		
<b>PROGRAM EXPENDITURES</b>										
Personnel Costs	\$1,925,300	\$0	(\$194,180)	\$0	\$0	\$0	\$0	\$0	\$1,731,120	
Operating Expenses	\$105,970	\$0	\$0	\$0	\$0	\$0	\$0	\$0	\$105,970	
Contractual Services	\$9,200	\$0	\$0	\$0	\$0	\$0	\$0	\$0	\$9,200	
Operating Capital	\$0	\$0	\$0	\$0	\$0	\$0	\$0	\$0	\$0	
<b>TOTAL</b>	<b>\$2,040,470</b>	<b>\$0</b>	<b>(\$194,180)</b>	<b>\$0</b>	<b>\$0</b>	<b>\$0</b>	<b>\$0</b>	<b>\$0</b>	<b>\$1,846,290</b>	
<b>PROGRAM REVENUE</b>										
Taxes	\$0	\$0	\$0	\$0	\$0	\$0	\$0	\$0	\$0	
Intergovernmental Revenue	\$442,977	\$28,000	\$0	\$0	\$0	\$0	\$0	\$0	\$470,977	
Licenses & Permits	\$0	\$0	\$0	\$0	\$0	\$0	\$0	\$0	\$0	
Fines, Forfeits & Penalties	\$0	\$0	\$0	\$0	\$0	\$0	\$0	\$0	\$0	
Public Charges for Services	\$0	\$0	\$0	\$0	\$0	\$0	\$0	\$0	\$0	
Intergovernmental Charge for Services	\$0	\$0	\$0	\$0	\$0	\$0	\$0	\$0	\$0	
Miscellaneous	\$0	\$0	\$0	\$0	\$0	\$0	\$0	\$0	\$0	
Other Financing Sources	\$0	\$0	\$0	\$0	\$0	\$0	\$0	\$0	\$0	
<b>TOTAL</b>	<b>\$442,977</b>	<b>\$28,000</b>	<b>\$0</b>	<b>\$0</b>	<b>\$0</b>	<b>\$0</b>	<b>\$0</b>	<b>\$0</b>	<b>\$470,977</b>	
<b>GPR SUPPORT</b>	<b>\$1,597,493</b>	<b>(\$28,000)</b>	<b>(\$194,180)</b>	<b>\$0</b>	<b>\$0</b>	<b>\$0</b>	<b>\$0</b>	<b>\$0</b>	<b>\$1,375,313</b>	
<b>F.T.E. STAFF</b>	<b>14.000</b>	<b>0.000</b>	<b>(1.000)</b>	<b>0.000</b>	<b>0.000</b>	<b>0.000</b>	<b>0.000</b>	<b>0.000</b>	<b>13.000</b>	

<b>NARRATIVE INFORMATION ABOUT DECISION ITEMS SHOWN ABOVE</b>		<b>Expenditures</b>	<b>Revenue</b>	<b>GPR Support</b>
<b>2021 BUDGET BASE</b>		\$2,040,470	\$442,977	\$1,597,493
DI #	CORP-PPLN-1 Increase the projected IV-E reimbursement revenue			
DEPT	The estimated IV-E reimbursement revenue will be increased by \$28,000.	\$0	\$28,000	(\$28,000)
EXEC	Approved as Requested	\$0	\$0	\$0
ADOPTED				\$0
NET DI # CORP-PPLN-1		\$0	\$28,000	(\$28,000)

<b>Dept:</b>	Corporation Counsel	21	<b>Fund Name:</b>	General Fund
<b>Prgm:</b>	Permanency Planning	124/00	<b>Fund No.:</b>	1110

<b>NARRATIVE INFORMATION ABOUT DECISION ITEMS SHOWN ON PREVIOUS PAGE</b>		Expenditures	Revenue	GPR Support	
DI #	CORP-PPLN-2	Transfer position #3158 from Permanency Planning to General Operations			
DEPT	Transfer of position #3158 (Assistant Corporation Counsel) from 1890/Permanency Planning to 1815/General Operations. Administrative only - no increased expense or revenue to the County.		(\$194,180)	\$0	(\$194,180)
EXEC	Approved as Requested		\$0	\$0	\$0
ADOPTED					\$0
NET DI #		CORP-PPLN-2	(\$194,180)	\$0	(\$194,180)

--	--	--	--	--

<b>2021 EXECUTIVE BUDGET</b>	\$1,846,290	\$470,977	\$1,375,313
------------------------------	-------------	-----------	-------------

<b>Dept:</b>	Corporation Counsel	21	<b>DANE COUNTY</b>	<b>Fund Name:</b>	General Fund
<b>Prgm:</b>	Child Support Agency	125/00		<b>Fund No:</b>	1110

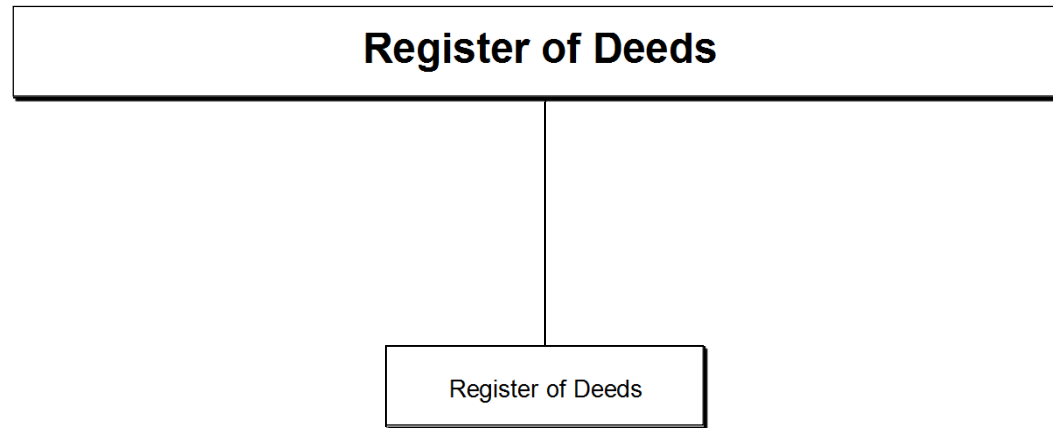
**Mission:**  
To establish paternity, establish and enforce child support orders, and locate absent parents. To enter court orders, work suspense items, audit payment records, and make transaction adjustments in the KIDS financial system.

**Description:**  
The Child Support Agency was created by Sub. 1 to Resolution 284, 1975-76. The program is state mandated and primarily federally and state funded. The federal government pays 66% of expenses. The State provides performance funds. Child Support program revenues and performance funds are distributed to other Dane County departments through cooperative agreements. The cost to Dane County is less than 15%.

	Actual 2019	Adopted 2020	2019 Carry Forward	Board Transfers	Budget As Modified	2020 YTD	Estimated 2020	Department Request
<b>PROGRAM EXPENDITURES</b>								
Personnel Costs	\$5,171,205	\$5,452,700	\$0	\$0	\$5,452,700	\$1,630,516	\$5,414,169	\$5,593,800
Operating Expenses	\$403,192	\$469,310	\$0	\$0	\$469,310	\$95,095	\$408,632	\$469,310
Contractual Services	\$2,600	\$5,200	\$0	\$0	\$5,200	\$0	\$5,200	\$6,100
Operating Capital	\$0	\$0	\$0	\$0	\$0	\$0	\$0	\$0
<b>TOTAL</b>	<b>\$5,576,997</b>	<b>\$5,927,210</b>	<b>\$0</b>	<b>\$0</b>	<b>\$5,927,210</b>	<b>\$1,725,611</b>	<b>\$5,828,001</b>	<b>\$6,069,210</b>
<b>PROGRAM REVENUE</b>								
Taxes	\$0	\$0	\$0	\$0	\$0	\$0	\$0	\$0
Intergovernmental Revenue	\$4,785,212	\$4,890,461	\$0	\$0	\$4,890,461	\$0	\$4,890,461	\$4,952,461
Licenses & Permits	\$0	\$0	\$0	\$0	\$0	\$0	\$0	\$0
Fines, Forfeits & Penalties	\$0	\$0	\$0	\$0	\$0	\$0	\$0	\$0
Public Charges for Services	\$36,218	\$39,000	\$0	\$0	\$39,000	\$9,595	\$31,108	\$39,000
Intergovernmental Charge for Services	\$0	\$0	\$0	\$0	\$0	\$0	\$0	\$0
Miscellaneous	\$0	\$0	\$0	\$0	\$0	\$0	\$0	\$0
Other Financing Sources	\$0	\$0	\$0	\$0	\$0	\$0	\$0	\$0
<b>TOTAL</b>	<b>\$4,821,430</b>	<b>\$4,929,461</b>	<b>\$0</b>	<b>\$0</b>	<b>\$4,929,461</b>	<b>\$9,595</b>	<b>\$4,921,569</b>	<b>\$4,991,461</b>
<b>GPR SUPPORT</b>	<b>\$755,566</b>	<b>\$997,749</b>			<b>\$997,749</b>			<b>\$1,077,749</b>
<b>F.T.E. STAFF</b>	<b>50.500</b>	<b>50.500</b>					<b>50.500</b>	<b>50.500</b>

Dept: Corporation Counsel		21							Fund Name: General Fund	
Prgm: Child Support Agency		125/00							Fund No.: 1110	
DI#	2021 Base	Net Decision Items							2021 Executive Budget	
		01	02	03	04	05	06	07		
<b>PROGRAM EXPENDITURES</b>										
Personnel Costs	\$5,593,800	\$0	\$0	\$0	\$0	\$0	\$0	\$0	\$5,593,800	
Operating Expenses	\$469,310	\$0	\$0	\$0	\$0	\$0	\$0	\$0	\$469,310	
Contractual Services	\$6,100	\$0	\$0	\$0	\$0	\$0	\$0	\$0	\$6,100	
Operating Capital	\$0	\$0	\$0	\$0	\$0	\$0	\$0	\$0	\$0	
<b>TOTAL</b>	<b>\$6,069,210</b>	<b>\$0</b>	<b>\$0</b>	<b>\$0</b>	<b>\$0</b>	<b>\$0</b>	<b>\$0</b>	<b>\$0</b>	<b>\$6,069,210</b>	
<b>PROGRAM REVENUE</b>										
Taxes	\$0	\$0	\$0	\$0	\$0	\$0	\$0	\$0	\$0	
Intergovernmental Revenue	\$4,890,461	\$62,000	\$0	\$0	\$0	\$0	\$0	\$0	\$4,952,461	
Licenses & Permits	\$0	\$0	\$0	\$0	\$0	\$0	\$0	\$0	\$0	
Fines, Forfeits & Penalties	\$0	\$0	\$0	\$0	\$0	\$0	\$0	\$0	\$0	
Public Charges for Services	\$39,000	\$0	\$0	\$0	\$0	\$0	\$0	\$0	\$39,000	
Intergovernmental Charge for Services	\$0	\$0	\$0	\$0	\$0	\$0	\$0	\$0	\$0	
Miscellaneous	\$0	\$0	\$0	\$0	\$0	\$0	\$0	\$0	\$0	
Other Financing Sources	\$0	\$0	\$0	\$0	\$0	\$0	\$0	\$0	\$0	
<b>TOTAL</b>	<b>\$4,929,461</b>	<b>\$62,000</b>	<b>\$0</b>	<b>\$0</b>	<b>\$0</b>	<b>\$0</b>	<b>\$0</b>	<b>\$0</b>	<b>\$4,991,461</b>	
<b>GPR SUPPORT</b>	<b>\$1,139,749</b>	<b>(\$62,000)</b>	<b>\$0</b>	<b>\$0</b>	<b>\$0</b>	<b>\$0</b>	<b>\$0</b>	<b>\$0</b>	<b>\$1,077,749</b>	
<b>F.T.E. STAFF</b>	<b>50.500</b>	<b>0.000</b>	<b>0.000</b>	<b>0.000</b>	<b>0.000</b>	<b>0.000</b>	<b>0.000</b>	<b>0.000</b>	<b>50.500</b>	

NARRATIVE INFORMATION ABOUT DECISION ITEMS SHOWN ABOVE		Expenditures	Revenue	GPR Support
<b>2021 BUDGET BASE</b>		\$6,069,210	\$4,929,461	\$1,139,749
DI #	CORP-CSA-1 Increase IV-D revenue			
DEPT	Increase the intergovernmental revenue as contained in the 2020-2021 biennial budget.	\$0	\$62,000	(\$62,000)
EXEC	Approved as Requested	\$0	\$0	\$0
ADOPTED				\$0
NET DI # CORP-CSA-1		\$0	\$62,000	(\$62,000)
<b>2021 EXECUTIVE BUDGET</b>		<b>\$6,069,210</b>	<b>\$4,991,461</b>	<b>\$1,077,749</b>





<b>Dept:</b>	Register of Deeds	24	<b>DANE COUNTY</b>	<b>Fund Name:</b>	General Fund
<b>Prgm:</b>	Register of Deeds	000/00		<b>Fund No:</b>	1110

**Mission:**  
 To provide the official county repository for real estate, birth, death, marriage, domestic partnership and military discharge records affecting citizens in this county. To provide safe, archival storage and convenient access to these records; and to implement statutory changes, system modernization, program and procedure evaluation, and staff development to assure a high level of timely service for users.

**Description:**  
 Under Chapters 16, 59, 69, 236, 409, 703, 706, 779, 867 and others of the Wisconsin Statutes, the department provides services in three main areas: Reception and Real Estate reviews, records and indexes documents that affect the rights and interests of citizens in Dane County real estate and the department maintains a tract index of recorded documents making reference to approximately 215,000 parcels in Dane County; Vital Records reviews, indexes and files the legal records of all births, deaths and marriages in Dane County, providing certified copies of these records upon request, and provides a repository for military discharges for veterans; Records Maintenance preserves images of real estate documents according to archival standards and provides public access to these images. The Register of Deeds is also part of the County Land Information Office and collects funds for the Wisconsin Land Information Program to modernize land record keeping systems.

	Actual 2019	Adopted 2020	2019 Carry Forward	Board Transfers	Budget As Modified	2020 YTD	Estimated 2020	Department Request
<b>PROGRAM EXPENDITURES</b>								
Personnel Costs	\$1,317,614	\$1,462,400	\$0	\$0	\$1,462,400	\$396,552	\$1,390,813	\$1,416,700
Operating Expenses	\$67,317	\$143,790	\$0	\$0	\$143,790	\$32,009	\$77,381	\$143,790
Contractual Services	\$193,496	\$217,000	\$0	\$0	\$217,000	\$83,864	\$195,179	\$217,700
Operating Capital	\$0	\$0	\$0	\$0	\$0	\$0	\$0	\$0
<b>TOTAL</b>	<b>\$1,578,427</b>	<b>\$1,823,190</b>	<b>\$0</b>	<b>\$0</b>	<b>\$1,823,190</b>	<b>\$512,424</b>	<b>\$1,663,373</b>	<b>\$1,778,190</b>
<b>PROGRAM REVENUE</b>								
Taxes	\$2,614,610	\$2,162,300	\$0	\$0	\$2,162,300	\$665,794	\$2,162,300	\$2,162,300
Intergovernmental Revenue	\$0	\$0	\$0	\$0	\$0	\$0	\$0	\$0
Licenses & Permits	\$0	\$0	\$0	\$0	\$0	\$0	\$0	\$0
Fines, Forfeits & Penalties	\$0	\$0	\$0	\$0	\$0	\$0	\$0	\$0
Public Charges for Services	\$2,131,326	\$1,700,700	\$0	\$0	\$1,700,700	\$666,428	\$1,782,036	\$1,700,700
Intergovernmental Charge for Services	\$0	\$0	\$0	\$0	\$0	\$0	\$0	\$0
Miscellaneous	\$0	\$0	\$0	\$0	\$0	\$0	\$0	\$0
Other Financing Sources	\$0	\$0	\$0	\$0	\$0	\$0	\$0	\$0
<b>TOTAL</b>	<b>\$4,745,936</b>	<b>\$3,863,000</b>	<b>\$0</b>	<b>\$0</b>	<b>\$3,863,000</b>	<b>\$1,332,222</b>	<b>\$3,944,336</b>	<b>\$3,863,000</b>
<b>GPR SUPPORT</b>	<b>(\$3,167,509)</b>	<b>(\$2,039,810)</b>			<b>(\$2,039,810)</b>			<b>(\$2,084,810)</b>
<b>F.T.E. STAFF</b>	<b>16.350</b>	<b>16.350</b>					<b>16.350</b>	<b>15.350</b>

Dept: Register of Deeds		24							Fund Name: General Fund	
Prgm: Register of Deeds		000/00							Fund No.: 1110	
DI#	2021 Base	Net Decision Items							2021 Executive Budget	
		01	02	03	04	05	06	07		
<b>PROGRAM EXPENDITURES</b>										
Personnel Costs	\$1,501,700	(\$85,000)	\$0	\$0	\$0	\$0	\$0	\$0	\$1,416,700	
Operating Expenses	\$143,790	\$0	\$0	\$0	\$0	\$0	\$0	\$0	\$143,790	
Contractual Services	\$217,700	\$0	\$0	\$0	\$0	\$0	\$0	\$0	\$217,700	
Operating Capital	\$0	\$0	\$0	\$0	\$0	\$0	\$0	\$0	\$0	
<b>TOTAL</b>	<b>\$1,863,190</b>	<b>(\$85,000)</b>	<b>\$0</b>	<b>\$0</b>	<b>\$0</b>	<b>\$0</b>	<b>\$0</b>	<b>\$0</b>	<b>\$1,778,190</b>	
<b>PROGRAM REVENUE</b>										
Taxes	\$2,162,300	\$0	\$0	\$0	\$0	\$0	\$0	\$0	\$2,162,300	
Intergovernmental Revenue	\$0	\$0	\$0	\$0	\$0	\$0	\$0	\$0	\$0	
Licenses & Permits	\$0	\$0	\$0	\$0	\$0	\$0	\$0	\$0	\$0	
Fines, Forfeits & Penalties	\$0	\$0	\$0	\$0	\$0	\$0	\$0	\$0	\$0	
Public Charges for Services	\$1,700,700	\$0	\$0	\$0	\$0	\$0	\$0	\$0	\$1,700,700	
Intergovernmental Charge for Services	\$0	\$0	\$0	\$0	\$0	\$0	\$0	\$0	\$0	
Miscellaneous	\$0	\$0	\$0	\$0	\$0	\$0	\$0	\$0	\$0	
Other Financing Sources	\$0	\$0	\$0	\$0	\$0	\$0	\$0	\$0	\$0	
<b>TOTAL</b>	<b>\$3,863,000</b>	<b>\$0</b>	<b>\$0</b>	<b>\$0</b>	<b>\$0</b>	<b>\$0</b>	<b>\$0</b>	<b>\$0</b>	<b>\$3,863,000</b>	
<b>GPR SUPPORT</b>	<b>(\$1,999,810)</b>	<b>(\$85,000)</b>	<b>\$0</b>	<b>\$0</b>	<b>\$0</b>	<b>\$0</b>	<b>\$0</b>	<b>\$0</b>	<b>(\$2,084,810)</b>	
<b>F.T.E. STAFF</b>	<b>16.350</b>	<b>(1.000)</b>	<b>0.000</b>	<b>0.000</b>	<b>0.000</b>	<b>0.000</b>	<b>0.000</b>	<b>0.000</b>	<b>15.350</b>	

NARRATIVE INFORMATION ABOUT DECISION ITEMS SHOWN ABOVE		Expenditures	Revenue	GPR Support
<b>2021 BUDGET BASE</b>		\$1,863,190	\$3,863,000	(\$1,999,810)
DI #	REGD-REGD-1 Eliminate vacant position			
DEPT	Eliminate Vacant 1.0 FTE Register of Deeds Clerk.	(\$85,000)	\$0	(\$85,000)
EXEC	Approved as Requested	\$0	\$0	\$0
ADOPTED				\$0
NET DI # REGD-REGD-1		(\$85,000)	\$0	(\$85,000)
<b>2021 EXECUTIVE BUDGET</b>		\$1,778,190	\$3,863,000	(\$2,084,810)

## Miscellaneous Appropriations

Miscellaneous Appropriations  
\* Destination Madison  
\* Personnel Initiatives

<b>Dept:</b>	Miscellaneous Appropriations	27	<b>DANE COUNTY</b>	<b>Fund Name:</b>	General Fund
<b>Prgm:</b>	Destination Madison	500/00		<b>Fund No:</b>	1110

## Mission:

To develop and expand the convention and tourism industry and its corresponding economic impact on the Greater Madison/Dane County area.

## Description:

Destination Madison, Inc. is a private, non-profit organization established to coordinate and promote the expansion and development of Dane County's convention and tourism industry. This stimulates the overall Dane County economy and assists in creation of job opportunities. Dane County contracts with the Bureau for services including: marketing the Alliant Energy Center; marketing the communities in Dane County to the group market; general marketing of the County to tourists and maintenance of a downtown visitor information center.

	Actual 2019	Adopted 2020	2019 Carry Forward	Board Transfers	Budget As Modified	2020 YTD	Estimated 2020	Department Request
<b>PROGRAM EXPENDITURES</b>								
Personnel Costs	\$0	\$0	\$0	\$0	\$0	\$0	\$0	\$0
Operating Expenses	\$54,650	\$54,450	\$192,300	\$0	\$246,750	\$0	\$246,750	\$53,100
Contractual Services	\$239,951	\$239,951	\$0	\$0	\$239,951	\$79,984	\$239,951	\$234,000
Operating Capital	\$0	\$0	\$0	\$0	\$0	\$0	\$0	\$0
<b>TOTAL</b>	<b>\$294,601</b>	<b>\$294,401</b>	<b>\$192,300</b>	<b>\$0</b>	<b>\$486,701</b>	<b>\$79,984</b>	<b>\$486,701</b>	<b>\$287,100</b>
<b>PROGRAM REVENUE</b>								
Taxes	\$0	\$0	\$0	\$0	\$0	\$0	\$0	\$0
Intergovernmental Revenue	\$0	\$0	\$0	\$0	\$0	\$0	\$0	\$0
Licenses & Permits	\$0	\$0	\$0	\$0	\$0	\$0	\$0	\$0
Fines, Forfeits & Penalties	\$0	\$0	\$0	\$0	\$0	\$0	\$0	\$0
Public Charges for Services	\$0	\$0	\$0	\$0	\$0	\$0	\$0	\$0
Intergovernmental Charge for Services	\$0	\$0	\$0	\$0	\$0	\$0	\$0	\$0
Miscellaneous	\$0	\$0	\$0	\$0	\$0	\$0	\$0	\$0
Other Financing Sources	\$0	\$0	\$0	\$0	\$0	\$0	\$0	\$0
<b>TOTAL</b>	<b>\$0</b>	<b>\$0</b>	<b>\$0</b>	<b>\$0</b>	<b>\$0</b>	<b>\$0</b>	<b>\$0</b>	<b>\$0</b>
<b>GPR SUPPORT</b>	<b>\$294,601</b>	<b>\$294,401</b>			<b>\$486,701</b>			<b>\$287,100</b>
<b>F.T.E. STAFF</b>	<b>0.000</b>	<b>0.000</b>					<b>0.000</b>	<b>0.000</b>

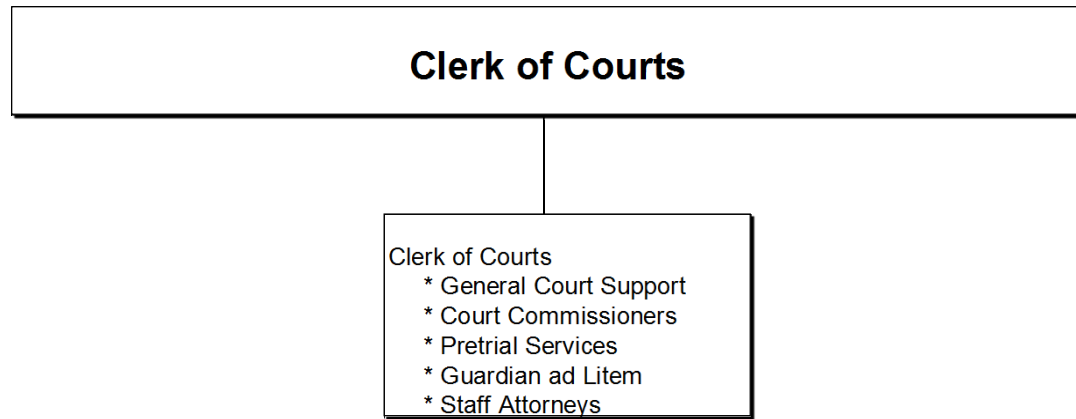
Dept: Miscellaneous Appropriations		27							Fund Name: General Fund	
Prgm: Destination Madison		500/00							Fund No.: 1110	
DI#	2021 Base	Net Decision Items							2021 Executive Budget	
		01	02	03	04	05	06	07		
<b>PROGRAM EXPENDITURES</b>										
Personnel Costs	\$0	\$0	\$0	\$0	\$0	\$0	\$0	\$0	\$0	\$0
Operating Expenses	\$54,450	(\$1,350)	\$0	\$0	\$0	\$0	\$0	\$0	\$0	\$53,100
Contractual Services	\$239,951	(\$5,951)	\$0	\$0	\$0	\$0	\$0	\$0	\$0	\$234,000
Operating Capital	\$0	\$0	\$0	\$0	\$0	\$0	\$0	\$0	\$0	\$0
<b>TOTAL</b>	<b>\$294,401</b>	<b>(\$7,301)</b>	<b>\$0</b>	<b>\$0</b>	<b>\$0</b>	<b>\$0</b>	<b>\$0</b>	<b>\$0</b>	<b>\$0</b>	<b>\$287,100</b>
<b>PROGRAM REVENUE</b>										
Taxes	\$0	\$0	\$0	\$0	\$0	\$0	\$0	\$0	\$0	\$0
Intergovernmental Revenue	\$0	\$0	\$0	\$0	\$0	\$0	\$0	\$0	\$0	\$0
Licenses & Permits	\$0	\$0	\$0	\$0	\$0	\$0	\$0	\$0	\$0	\$0
Fines, Forfeits & Penalties	\$0	\$0	\$0	\$0	\$0	\$0	\$0	\$0	\$0	\$0
Public Charges for Services	\$0	\$0	\$0	\$0	\$0	\$0	\$0	\$0	\$0	\$0
Intergovernmental Charge for Services	\$0	\$0	\$0	\$0	\$0	\$0	\$0	\$0	\$0	\$0
Miscellaneous	\$0	\$0	\$0	\$0	\$0	\$0	\$0	\$0	\$0	\$0
Other Financing Sources	\$0	\$0	\$0	\$0	\$0	\$0	\$0	\$0	\$0	\$0
<b>TOTAL</b>	<b>\$0</b>	<b>\$0</b>	<b>\$0</b>	<b>\$0</b>	<b>\$0</b>	<b>\$0</b>	<b>\$0</b>	<b>\$0</b>	<b>\$0</b>	<b>\$0</b>
<b>GPR SUPPORT</b>	<b>\$294,401</b>	<b>(\$7,301)</b>	<b>\$0</b>	<b>\$0</b>	<b>\$0</b>	<b>\$0</b>	<b>\$0</b>	<b>\$0</b>	<b>\$0</b>	<b>\$287,100</b>
<b>F.T.E. STAFF</b>	<b>0.000</b>	<b>0.000</b>	<b>0.000</b>	<b>0.000</b>	<b>0.000</b>	<b>0.000</b>	<b>0.000</b>	<b>0.000</b>	<b>0.000</b>	<b>0.000</b>

NARRATIVE INFORMATION ABOUT DECISION ITEMS SHOWN ABOVE				Expenditures	Revenue	GPR Support
<b>2021 BUDGET BASE</b>				\$294,401	\$0	\$294,401
DI #	MISC-DMAD-1	GPR Reduction				
DEPT	Reduction in expenditures to meet the 2.5% GPR Reduction guideline for the 2021 Budget.			(\$7,301)	\$0	(\$7,301)
EXEC	Approved as Requested			\$0	\$0	\$0
ADOPTED						\$0
NET DI # MISC-DMAD-1				(\$7,301)	\$0	(\$7,301)
<b>2021 EXECUTIVE BUDGET</b>				\$287,100	\$0	\$287,100

<b>Dept:</b>	Miscellaneous Appropriations	27	<b>DANE COUNTY</b>				<b>Fund Name:</b>	General Fund
<b>Prgm:</b>	Personnel Initiatives	130/00					<b>Fund No:</b>	1110
<p>Mission: To centrally budget certain personnel programs.</p> <p>Description: The Personnel Initiatives Program is where the County budgets for central salary savings and system-wide benefits such as the Paid Parental Leave and Retirement Enhancement programs.</p>								
	Actual 2019	Adopted 2020	2019 Carry Forward	Board Transfers	Budget As Modified	2020 YTD	Estimated 2020	Department Request
<b>PROGRAM EXPENDITURES</b>								
Personnel Costs	\$0	(\$607,500)	\$0	\$0	(\$607,500)	\$0	\$0	(\$607,500)
Operating Expenses	\$0	\$842,000	\$0	(\$33,764)	\$808,236	\$0	\$0	\$842,000
Contractual Services	\$0	\$0	\$0	\$0	\$0	\$0	\$0	\$0
Operating Capital	\$0	\$0	\$0	\$0	\$0	\$0	\$0	\$0
<b>TOTAL</b>	\$0	\$234,500	\$0	(\$33,764)	\$200,736	\$0	\$0	\$234,500
<b>PROGRAM REVENUE</b>								
Taxes	\$0	\$0	\$0	\$0	\$0	\$0	\$0	\$0
Intergovernmental Revenue	\$0	\$0	\$0	\$0	\$0	\$0	\$0	\$0
Licenses & Permits	\$0	\$0	\$0	\$0	\$0	\$0	\$0	\$0
Fines, Forfeits & Penalties	\$0	\$0	\$0	\$0	\$0	\$0	\$0	\$0
Public Charges for Services	\$0	\$0	\$0	\$0	\$0	\$0	\$0	\$0
Intergovernmental Charge for Services	\$0	\$0	\$0	\$0	\$0	\$0	\$0	\$0
Miscellaneous	\$0	\$0	\$0	\$0	\$0	\$0	\$0	\$0
Other Financing Sources	\$0	\$0	\$0	\$0	\$0	\$0	\$0	\$0
<b>TOTAL</b>	\$0	\$0	\$0	\$0	\$0	\$0	\$0	\$0
<b>GPR SUPPORT</b>	\$0	\$234,500			\$200,736			\$234,500
<b>F.T.E. STAFF</b>	0.000	0.000					0.000	0.000

<b>Dept:</b>	Miscellaneous Appropriations	27							<b>Fund Name:</b>	General Fund
<b>Prgm:</b>	Personnel Initiatives	130/00							<b>Fund No.:</b>	1110
<b>DI#</b>	NONE	2021 Base	<b>Net Decision Items</b>							2021 Executive Budget
			<b>01</b>	<b>02</b>	<b>03</b>	<b>04</b>	<b>05</b>	<b>06</b>	<b>07</b>	
<b>PROGRAM EXPENDITURES</b>										
Personnel Costs		(\$607,500)	\$0	\$0	\$0	\$0	\$0	\$0	\$0	(\$607,500)
Operating Expenses		\$842,000	\$0	\$0	\$0	\$0	\$0	\$0	\$0	\$842,000
Contractual Services		\$0	\$0	\$0	\$0	\$0	\$0	\$0	\$0	\$0
Operating Capital		\$0	\$0	\$0	\$0	\$0	\$0	\$0	\$0	\$0
<b>TOTAL</b>		<b>\$234,500</b>	<b>\$0</b>	<b>\$0</b>	<b>\$0</b>	<b>\$0</b>	<b>\$0</b>	<b>\$0</b>	<b>\$0</b>	<b>\$234,500</b>
<b>PROGRAM REVENUE</b>										
Taxes		\$0	\$0	\$0	\$0	\$0	\$0	\$0	\$0	\$0
Intergovernmental Revenue		\$0	\$0	\$0	\$0	\$0	\$0	\$0	\$0	\$0
Licenses & Permits		\$0	\$0	\$0	\$0	\$0	\$0	\$0	\$0	\$0
Fines, Forfeits & Penalties		\$0	\$0	\$0	\$0	\$0	\$0	\$0	\$0	\$0
Public Charges for Services		\$0	\$0	\$0	\$0	\$0	\$0	\$0	\$0	\$0
Intergovernmental Charge for Services		\$0	\$0	\$0	\$0	\$0	\$0	\$0	\$0	\$0
Miscellaneous		\$0	\$0	\$0	\$0	\$0	\$0	\$0	\$0	\$0
Other Financing Sources		\$0	\$0	\$0	\$0	\$0	\$0	\$0	\$0	\$0
<b>TOTAL</b>		<b>\$0</b>	<b>\$0</b>	<b>\$0</b>	<b>\$0</b>	<b>\$0</b>	<b>\$0</b>	<b>\$0</b>	<b>\$0</b>	<b>\$0</b>
<b>GPR SUPPORT</b>		<b>\$234,500</b>	<b>\$0</b>	<b>\$0</b>	<b>\$0</b>	<b>\$0</b>	<b>\$0</b>	<b>\$0</b>	<b>\$0</b>	<b>\$234,500</b>
<b>F.T.E. STAFF</b>		<b>0.000</b>	<b>0.000</b>	<b>0.000</b>	<b>0.000</b>	<b>0.000</b>	<b>0.000</b>	<b>0.000</b>	<b>0.000</b>	<b>0.000</b>

<b>NARRATIVE INFORMATION ABOUT DECISION ITEMS SHOWN ABOVE</b>	Expenditures	Revenue	GPR Support
<b>2021 BUDGET BASE</b>	\$234,500	\$0	\$234,500
<b>2021 EXECUTIVE BUDGET</b>	\$234,500	\$0	\$234,500





<b>Dept:</b>	Clerk of Courts	30	<b>DANE COUNTY</b>	<b>Fund Name:</b>	General Fund
<b>Prgm:</b>	General Court Support	200/00		<b>Fund No:</b>	1110

**Mission:**  
The mission of the Clerk of Courts Office is to provide services essential to the smooth operation of Dane County's court system. The Department strives to be the administrative link between the judiciary and the public in the most efficient, courteous and professional manner possible. The Clerk of Courts/Register in Probate is dedicated to establishing procedures and practices that promote quality public court services in Dane County.

**Description:**  
Chapter 753 of the Wisconsin Statutes established a unified court system, providing for state funding of judge and court reporter salaries. Dane County, in the Fifth Judicial Administrative District, presently has seventeen branches, Clerk of Court's administrative office, as well as the Dane County Legal Resource Center.

The Clerk of Courts/Register in Probate provides administrative services, including case processing, records maintenance, and accounting services related to the receipt and disbursement of fines, forfeitures, restitution and other court-ordered obligations. These responsibilities increase significantly each year as the office undertakes additional collection efforts and the public's demand for open records increases.

	Actual 2019	Adopted 2020	2019 Carry Forward	Board Transfers	Budget As Modified	2020 YTD	Estimated 2020	Department Request
<b>PROGRAM EXPENDITURES</b>								
Personnel Costs	\$6,475,266	\$6,757,225	\$0	\$0	\$6,757,225	\$2,030,067	\$6,835,782	\$6,895,000
Operating Expenses	\$689,864	\$843,290	\$515	\$0	\$843,805	\$143,055	\$629,818	\$843,290
Contractual Services	\$756,593	\$751,977	\$1,230	\$0	\$753,207	\$255,149	\$644,239	\$780,729
Operating Capital	\$0	\$0	\$0	\$0	\$0	\$0	\$0	\$0
<b>TOTAL</b>	<b>\$7,921,723</b>	<b>\$8,352,492</b>	<b>\$1,745</b>	<b>\$0</b>	<b>\$8,354,237</b>	<b>\$2,428,271</b>	<b>\$8,109,839</b>	<b>\$8,519,019</b>
<b>PROGRAM REVENUE</b>								
Taxes	\$0	\$0	\$0	\$0	\$0	\$0	\$0	\$0
Intergovernmental Revenue	\$1,566,396	\$1,511,050	\$0	\$0	\$1,511,050	\$754,980	\$1,568,424	\$1,511,050
Licenses & Permits	\$0	\$0	\$0	\$0	\$0	\$0	\$0	\$0
Fines, Forfeits & Penalties	\$853,520	\$1,378,500	\$0	\$0	\$1,378,500	\$275,887	\$869,200	\$1,378,500
Public Charges for Services	\$1,062,922	\$1,433,300	\$0	\$0	\$1,433,300	\$344,880	\$870,907	\$1,433,300
Intergovernmental Charge for Services	\$0	\$0	\$0	\$0	\$0	\$0	\$0	\$0
Miscellaneous	\$373,807	\$221,300	\$0	\$0	\$221,300	\$128,038	\$300,000	\$321,300
Other Financing Sources	\$0	\$0	\$0	\$0	\$0	\$0	\$0	\$0
<b>TOTAL</b>	<b>\$3,856,646</b>	<b>\$4,544,150</b>	<b>\$0</b>	<b>\$0</b>	<b>\$4,544,150</b>	<b>\$1,503,785</b>	<b>\$3,608,531</b>	<b>\$4,644,150</b>
<b>GPR SUPPORT</b>	<b>\$4,065,077</b>	<b>\$3,808,342</b>			<b>\$3,810,087</b>			<b>\$3,874,869</b>
<b>F.T.E. STAFF</b>	<b>72.600</b>	<b>72.600</b>					<b>73.100</b>	<b>73.100</b>

Dept: Clerk of Courts		30							Fund Name: General Fund	
Prgm: General Court Support		200/00							Fund No.: 1110	
DI#	2021 Base	Net Decision Items							2021 Executive Budget	
		01	02	03	04	05	06	07		
<b>PROGRAM EXPENDITURES</b>										
Personnel Costs	\$6,895,000	\$0	\$0	\$0	\$0	\$0	\$0	\$0	\$6,895,000	
Operating Expenses	\$843,290	\$0	\$0	\$0	\$0	\$0	\$0	\$0	\$843,290	
Contractual Services	\$757,177	\$0	\$23,552	\$0	\$0	\$0	\$0	\$0	\$780,729	
Operating Capital	\$0	\$0	\$0	\$0	\$0	\$0	\$0	\$0	\$0	
<b>TOTAL</b>	<b>\$8,495,467</b>	<b>\$0</b>	<b>\$23,552</b>	<b>\$0</b>	<b>\$0</b>	<b>\$0</b>	<b>\$0</b>	<b>\$0</b>	<b>\$8,519,019</b>	
<b>PROGRAM REVENUE</b>										
Taxes	\$0	\$0	\$0	\$0	\$0	\$0	\$0	\$0	\$0	
Intergovernmental Revenue	\$1,511,050	\$0	\$0	\$0	\$0	\$0	\$0	\$0	\$1,511,050	
Licenses & Permits	\$0	\$0	\$0	\$0	\$0	\$0	\$0	\$0	\$0	
Fines, Forfeits & Penalties	\$1,378,500	\$0	\$0	\$0	\$0	\$0	\$0	\$0	\$1,378,500	
Public Charges for Services	\$1,433,300	\$0	\$0	\$0	\$0	\$0	\$0	\$0	\$1,433,300	
Intergovernmental Charge for Services	\$0	\$0	\$0	\$0	\$0	\$0	\$0	\$0	\$0	
Miscellaneous	\$221,300	\$100,000	\$0	\$0	\$0	\$0	\$0	\$0	\$321,300	
Other Financing Sources	\$0	\$0	\$0	\$0	\$0	\$0	\$0	\$0	\$0	
<b>TOTAL</b>	<b>\$4,544,150</b>	<b>\$100,000</b>	<b>\$0</b>	<b>\$0</b>	<b>\$0</b>	<b>\$0</b>	<b>\$0</b>	<b>\$0</b>	<b>\$4,644,150</b>	
<b>GPR SUPPORT</b>	<b>\$3,951,317</b>	<b>(\$100,000)</b>	<b>\$23,552</b>	<b>\$0</b>	<b>\$0</b>	<b>\$0</b>	<b>\$0</b>	<b>\$0</b>	<b>\$3,874,869</b>	
<b>F.T.E. STAFF</b>	<b>73.100</b>	<b>0.000</b>	<b>0.000</b>	<b>0.000</b>	<b>0.000</b>	<b>0.000</b>	<b>0.000</b>	<b>0.000</b>	<b>73.100</b>	

NARRATIVE INFORMATION ABOUT DECISION ITEMS SHOWN ABOVE		Expenditures	Revenue	GPR Support
<b>2021 BUDGET BASE</b>		\$8,495,467	\$4,544,150	\$3,951,317
DI #	CRTS-ADMN-1 Increase Miscellaneous Revenue (COCRTSP 82883) by \$100,000			
DEPT	Increase Miscellaneous Revenue (COCRTSP 82883) by \$100,000 from \$194,300 to \$294,300.	\$0	\$100,000	(\$100,000)
EXEC	Approved as Requested	\$0	\$0	\$0
ADOPTED				\$0
NET DI # CRTS-ADMN-1		\$0	\$100,000	(\$100,000)

<b>Dept:</b>	Clerk of Courts	30	<b>Fund Name:</b>	General Fund
<b>Prgm:</b>	General Court Support	200/00	<b>Fund No.:</b>	1110

NARRATIVE INFORMATION ABOUT DECISION ITEMS SHOWN ON PREVIOUS PAGE			Expenditures	Revenue	GPR Support
DI #	CRTS-ADMN-2	Create a New Expenditure Line for Education to Competency Program Costs			
DEPT		Create a new expenditure line for a juvenile education to competency program. Funds in the amount of \$23,552 will be reallocated from a Dane County Department of Human Services expenditure line. See Decision Item CYF-CPS-2.	\$23,552	\$0	\$23,552
EXEC		Approved as Requested	\$0	\$0	\$0
ADOPTED					\$0
	NET DI #	CRTS-ADMN-2	\$23,552	\$0	\$23,552

--	--	--	--	--	--

<b>2021 EXECUTIVE BUDGET</b>	\$8,519,019	\$4,644,150	\$3,874,869
------------------------------	-------------	-------------	-------------

<b>Dept:</b>	Clerk of Courts	30	<b>DANE COUNTY</b>	<b>Fund Name:</b>	General Fund
<b>Prgm:</b>	Court Commissioner Center	201/00		<b>Fund No:</b>	1110

**Mission:**

The mission of the Court Commissioner Center is to provide an environment appropriate for the efficient and timely resolution of legal disputes while treating all people with dignity and respect.

**Description:**

Circuit Court Commissioner functions in Dane County are authorized by the Dane County Board in compliance with Ch. 757.68 Wis. Stats., in order to assure the efficient administration of judicial business in Dane County. Court Commissioners fulfill a quasi-judicial function intended to bring small claims, family, paternity, criminal, juvenile and probate cases to prompt disposition. The volume of cases they hear, particularly those that are presented by pro-se litigants, provide incalculable support to the Dane County judiciary, allowing our judges to focus on more critical in-court activities.

	Actual 2019	Adopted 2020	2019 Carry Forward	Board Transfers	Budget As Modified	2020 YTD	Estimated 2020	Department Request
<b>PROGRAM EXPENDITURES</b>								
Personnel Costs	\$3,654,883	\$3,854,800	\$0	\$0	\$3,854,800	\$1,157,036	\$3,811,964	\$3,903,900
Operating Expenses	\$57,711	\$67,500	\$0	\$0	\$67,500	\$21,675	\$65,343	\$67,500
Contractual Services	\$6,906	\$11,700	\$0	\$0	\$11,700	\$472	\$5,137	\$11,700
Operating Capital	\$0	\$0	\$0	\$0	\$0	\$0	\$0	\$0
<b>TOTAL</b>	<b>\$3,719,500</b>	<b>\$3,934,000</b>	<b>\$0</b>	<b>\$0</b>	<b>\$3,934,000</b>	<b>\$1,179,183</b>	<b>\$3,882,444</b>	<b>\$3,983,100</b>
<b>PROGRAM REVENUE</b>								
Taxes	\$0	\$0	\$0	\$0	\$0	\$0	\$0	\$0
Intergovernmental Revenue	\$1,160,092	\$1,123,300	\$0	\$0	\$1,123,300	\$0	\$1,123,300	\$1,123,300
Licenses & Permits	\$0	\$0	\$0	\$0	\$0	\$0	\$0	\$0
Fines, Forfeits & Penalties	\$0	\$0	\$0	\$0	\$0	\$0	\$0	\$0
Public Charges for Services	\$358,505	\$246,500	\$0	\$0	\$246,500	\$48,267	\$237,592	\$246,500
Intergovernmental Charge for Services	\$0	\$0	\$0	\$0	\$0	\$0	\$0	\$0
Miscellaneous	\$0	\$0	\$0	\$0	\$0	\$0	\$0	\$0
Other Financing Sources	\$0	\$0	\$0	\$0	\$0	\$0	\$0	\$0
<b>TOTAL</b>	<b>\$1,518,598</b>	<b>\$1,369,800</b>	<b>\$0</b>	<b>\$0</b>	<b>\$1,369,800</b>	<b>\$48,267</b>	<b>\$1,360,892</b>	<b>\$1,369,800</b>
<b>GPR SUPPORT</b>	<b>\$2,200,903</b>	<b>\$2,564,200</b>			<b>\$2,564,200</b>			<b>\$2,613,300</b>
<b>F.T.E. STAFF</b>	<b>29.500</b>	<b>29.500</b>					<b>29.500</b>	<b>29.500</b>

<b>Dept:</b>	Clerk of Courts	30							<b>Fund Name:</b>	General Fund
<b>Prgm:</b>	Court Commissioner Center	201/00							<b>Fund No.:</b>	1110
<b>DI#</b>	NONE	2021 Base	<b>Net Decision Items</b>							2021 Executive Budget
			<b>01</b>	<b>02</b>	<b>03</b>	<b>04</b>	<b>05</b>	<b>06</b>	<b>07</b>	
<b>PROGRAM EXPENDITURES</b>										
Personnel Costs	\$3,903,900	\$0	\$0	\$0	\$0	\$0	\$0	\$0	\$0	\$3,903,900
Operating Expenses	\$67,500	\$0	\$0	\$0	\$0	\$0	\$0	\$0	\$0	\$67,500
Contractual Services	\$11,700	\$0	\$0	\$0	\$0	\$0	\$0	\$0	\$0	\$11,700
Operating Capital	\$0	\$0	\$0	\$0	\$0	\$0	\$0	\$0	\$0	\$0
<b>TOTAL</b>	<b>\$3,983,100</b>	<b>\$0</b>	<b>\$0</b>	<b>\$0</b>	<b>\$0</b>	<b>\$0</b>	<b>\$0</b>	<b>\$0</b>	<b>\$0</b>	<b>\$3,983,100</b>
<b>PROGRAM REVENUE</b>										
Taxes	\$0	\$0	\$0	\$0	\$0	\$0	\$0	\$0	\$0	\$0
Intergovernmental Revenue	\$1,123,300	\$0	\$0	\$0	\$0	\$0	\$0	\$0	\$0	\$1,123,300
Licenses & Permits	\$0	\$0	\$0	\$0	\$0	\$0	\$0	\$0	\$0	\$0
Fines, Forfeits & Penalties	\$0	\$0	\$0	\$0	\$0	\$0	\$0	\$0	\$0	\$0
Public Charges for Services	\$246,500	\$0	\$0	\$0	\$0	\$0	\$0	\$0	\$0	\$246,500
Intergovernmental Charge for Services	\$0	\$0	\$0	\$0	\$0	\$0	\$0	\$0	\$0	\$0
Miscellaneous	\$0	\$0	\$0	\$0	\$0	\$0	\$0	\$0	\$0	\$0
Other Financing Sources	\$0	\$0	\$0	\$0	\$0	\$0	\$0	\$0	\$0	\$0
<b>TOTAL</b>	<b>\$1,369,800</b>	<b>\$0</b>	<b>\$0</b>	<b>\$0</b>	<b>\$0</b>	<b>\$0</b>	<b>\$0</b>	<b>\$0</b>	<b>\$0</b>	<b>\$1,369,800</b>
<b>GPR SUPPORT</b>	<b>\$2,613,300</b>	<b>\$0</b>	<b>\$0</b>	<b>\$0</b>	<b>\$0</b>	<b>\$0</b>	<b>\$0</b>	<b>\$0</b>	<b>\$0</b>	<b>\$2,613,300</b>
<b>F.T.E. STAFF</b>	<b>29.500</b>	<b>0.000</b>	<b>0.000</b>	<b>0.000</b>	<b>0.000</b>	<b>0.000</b>	<b>0.000</b>	<b>0.000</b>	<b>0.000</b>	<b>29.500</b>

<b>NARRATIVE INFORMATION ABOUT DECISION ITEMS SHOWN ABOVE</b>	Expenditures	Revenue	GPR Support
<b>2021 BUDGET BASE</b>	\$3,983,100	\$1,369,800	\$2,613,300
<b>2021 EXECUTIVE BUDGET</b>	\$3,983,100	\$1,369,800	\$2,613,300

<b>Dept:</b>	Clerk of Courts	30	<b>DANE COUNTY</b>	<b>Fund Name:</b>	6
<b>Prgm:</b>	Pretrial Services	202/00		<b>Fund No:</b>	1110

**Mission:**  
The mission of Pretrial Services is to provide pretrial services to defendants in the Dane County Criminal Courts. As Agents of the Court, the department strives to increase public protection through the supervision of bail conditions, referrals to community resources and support, and opportunities for positive change. The department is committed to providing quality services in a respectful manner to a diverse client population.

**Description:**  
The pretrial jail diversion office provides bail monitoring to all eligible defendants ordered by the courts.

	Actual 2019	Adopted 2020	2019 Carry Forward	Board Transfers	Budget As Modified	2020 YTD	Estimated 2020	Department Request
<b>PROGRAM EXPENDITURES</b>								
Personnel Costs	\$682,235	\$757,300	\$0	\$0	\$757,300	\$218,622	\$758,229	\$613,232
Operating Expenses	\$30,393	\$13,700	\$0	\$0	\$13,700	\$14,904	\$30,882	\$13,700
Contractual Services	\$257,374	\$162,600	\$43,040	\$0	\$205,640	\$73,083	\$360,815	\$107,600
Operating Capital	\$0	\$0	\$0	\$0	\$0	\$0	\$0	\$0
<b>TOTAL</b>	<b>\$970,002</b>	<b>\$933,600</b>	<b>\$43,040</b>	<b>\$0</b>	<b>\$976,640</b>	<b>\$306,609</b>	<b>\$1,149,926</b>	<b>\$734,532</b>
<b>PROGRAM REVENUE</b>								
Taxes	\$0	\$0	\$0	\$0	\$0	\$0	\$0	\$0
Intergovernmental Revenue	\$0	\$0	\$0	\$0	\$0	\$0	\$0	\$0
Licenses & Permits	\$0	\$0	\$0	\$0	\$0	\$0	\$0	\$0
Fines, Forfeits & Penalties	\$0	\$0	\$0	\$0	\$0	\$0	\$0	\$0
Public Charges for Services	\$0	\$0	\$0	\$0	\$0	\$0	\$0	\$0
Intergovernmental Charge for Services	\$0	\$0	\$0	\$0	\$0	\$0	\$0	\$0
Miscellaneous	\$0	\$0	\$0	\$0	\$0	\$0	\$0	\$0
Other Financing Sources	\$0	\$0	\$0	\$0	\$0	\$0	\$0	\$0
<b>TOTAL</b>	<b>\$0</b>	<b>\$0</b>	<b>\$0</b>	<b>\$0</b>	<b>\$0</b>	<b>\$0</b>	<b>\$0</b>	<b>\$0</b>
<b>GPR SUPPORT</b>	<b>\$970,002</b>	<b>\$933,600</b>			<b>\$976,640</b>			<b>\$734,532</b>
<b>F.T.E. STAFF</b>	<b>8.000</b>	<b>8.000</b>				<b>8.000</b>		<b>6.000</b>

<b>Dept:</b>	Clerk of Courts	30							<b>Fund Name:</b>	6
<b>Prgm:</b>	Pretrial Services	202/00							<b>Fund No.:</b>	1110
DI#	2021 Base	Net Decision Items							2021 Executive Budget	
		01	02	03	04	05	06	07		
<b>PROGRAM EXPENDITURES</b>										
Personnel Costs	\$770,200	(\$156,968)	\$0	\$0	\$0	\$0	\$0	\$0	\$613,232	
Operating Expenses	\$13,700	\$0	\$0	\$0	\$0	\$0	\$0	\$0	\$13,700	
Contractual Services	\$162,600	\$0	(\$55,000)	\$0	\$0	\$0	\$0	\$0	\$107,600	
Operating Capital	\$0	\$0	\$0	\$0	\$0	\$0	\$0	\$0	\$0	
<b>TOTAL</b>	<b>\$946,500</b>	<b>(\$156,968)</b>	<b>(\$55,000)</b>	<b>\$0</b>	<b>\$0</b>	<b>\$0</b>	<b>\$0</b>	<b>\$0</b>	<b>\$734,532</b>	
<b>PROGRAM REVENUE</b>										
Taxes	\$0	\$0	\$0	\$0	\$0	\$0	\$0	\$0	\$0	
Intergovernmental Revenue	\$0	\$0	\$0	\$0	\$0	\$0	\$0	\$0	\$0	
Licenses & Permits	\$0	\$0	\$0	\$0	\$0	\$0	\$0	\$0	\$0	
Fines, Forfeits & Penalties	\$0	\$0	\$0	\$0	\$0	\$0	\$0	\$0	\$0	
Public Charges for Services	\$0	\$0	\$0	\$0	\$0	\$0	\$0	\$0	\$0	
Intergovernmental Charge for Services	\$0	\$0	\$0	\$0	\$0	\$0	\$0	\$0	\$0	
Miscellaneous	\$0	\$0	\$0	\$0	\$0	\$0	\$0	\$0	\$0	
Other Financing Sources	\$0	\$0	\$0	\$0	\$0	\$0	\$0	\$0	\$0	
<b>TOTAL</b>	<b>\$0</b>	<b>\$0</b>	<b>\$0</b>	<b>\$0</b>	<b>\$0</b>	<b>\$0</b>	<b>\$0</b>	<b>\$0</b>	<b>\$0</b>	
<b>GPR SUPPORT</b>	<b>\$946,500</b>	<b>(\$156,968)</b>	<b>(\$55,000)</b>	<b>\$0</b>	<b>\$0</b>	<b>\$0</b>	<b>\$0</b>	<b>\$0</b>	<b>\$734,532</b>	
<b>F.T.E. STAFF</b>	<b>8.000</b>	<b>(2.000)</b>	<b>0.000</b>	<b>0.000</b>	<b>0.000</b>	<b>0.000</b>	<b>0.000</b>	<b>0.000</b>	<b>6.000</b>	

NARRATIVE INFORMATION ABOUT DECISION ITEMS SHOWN ABOVE		Expenditures	Revenue	GPR Support
<b>2021 BUDGET BASE</b>		\$946,500	\$0	\$946,500
DI #	CRTS-PRET-1 Eliminate 2.0 FTE Pretrial Services Assessors (Positions #3100 and #3058)			
DEPT	This request is to eliminate 2.0 FTE Pretrial Services Assessor positions (#3100 and #3058) that are funded to prepare the pretrial risk assessments.	(\$156,968)	\$0	(\$156,968)
EXEC	Approved as Requested	\$0	\$0	\$0
ADOPTED				\$0
NET DI # CRTS-PRET-1		(\$156,968)	\$0	(\$156,968)

<b>Dept:</b>	Clerk of Courts	30	<b>Fund Name:</b>	6	
<b>Prgm:</b>	Pretrial Services	202/00	<b>Fund No.:</b>	1110	
<b>NARRATIVE INFORMATION ABOUT DECISION ITEMS SHOWN ON PREVIOUS PAGE</b>			<b>Expenditures</b>	<b>Revenue</b>	<b>GPR Support</b>
DI #	CRTS-PRET-2	Reduce the Court Appearance Mentor expenditure line (ATIP 30728)			
DEPT	Request to reduce the Court Appearance Mentor expenditure line (ATIP 30728) by \$55,000 from \$60,000 to \$5,000.		(\$55,000)	\$0	(\$55,000)
EXEC	Approved as Requested		\$0	\$0	\$0
ADOPTED					\$0
	NET DI #	CRTS-PRET-2	(\$55,000)	\$0	(\$55,000)
<b>2021 EXECUTIVE BUDGET</b>			\$734,532	\$0	\$734,532



<b>Dept:</b>	Clerk of Courts	30	<b>DANE COUNTY</b>	<b>Fund Name:</b>	General Fund
<b>Prgm:</b>	Guardian Ad Litem	204/00		<b>Fund No:</b>	1110

**Mission:**

To provide quality court-ordered legal representation services that serve the best interests of children and incompetent adults.

**Description:**

Chapter 48.235 of the Wisconsin State Statutes state a guardian ad litem is a court-appointed independent evaluator of the circumstances surrounding a particular court proceeding, who advises and makes recommendations to the court. Guardians ad litem are most often appointed in juvenile, family, paternity and mental health proceedings. The statute mandates that on order of the court, compensation is to be paid by the county.

	Actual 2019	Adopted 2020	2019 Carry Forward	Board Transfers	Budget As Modified	2020 YTD	Estimated 2020	Department Request
<b>PROGRAM EXPENDITURES</b>								
Personnel Costs	\$52,736	\$53,900	\$0	\$0	\$53,900	\$15,260	\$54,581	\$54,200
Operating Expenses	\$513	\$1,400	\$0	\$0	\$1,400	\$223	\$1,026	\$1,400
Contractual Services	\$659,339	\$734,560	\$0	\$0	\$734,560	\$200,179	\$713,549	\$734,560
Operating Capital	\$0	\$0	\$0	\$0	\$0	\$0	\$0	\$0
<b>TOTAL</b>	<b>\$712,588</b>	<b>\$789,860</b>	<b>\$0</b>	<b>\$0</b>	<b>\$789,860</b>	<b>\$215,662</b>	<b>\$769,156</b>	<b>\$790,160</b>
<b>PROGRAM REVENUE</b>								
Taxes	\$0	\$0	\$0	\$0	\$0	\$0	\$0	\$0
Intergovernmental Revenue	\$438,400	\$480,800	\$0	\$0	\$480,800	\$0	\$480,800	\$480,800
Licenses & Permits	\$0	\$0	\$0	\$0	\$0	\$0	\$0	\$0
Fines, Forfeits & Penalties	\$0	\$0	\$0	\$0	\$0	\$0	\$0	\$0
Public Charges for Services	\$95,563	\$89,300	\$0	\$0	\$89,300	\$27,291	\$105,008	\$89,300
Intergovernmental Charge for Services	\$0	\$0	\$0	\$0	\$0	\$0	\$0	\$0
Miscellaneous	\$0	\$0	\$0	\$0	\$0	\$0	\$0	\$0
Other Financing Sources	\$0	\$0	\$0	\$0	\$0	\$0	\$0	\$0
<b>TOTAL</b>	<b>\$533,963</b>	<b>\$570,100</b>	<b>\$0</b>	<b>\$0</b>	<b>\$570,100</b>	<b>\$27,291</b>	<b>\$585,808</b>	<b>\$570,100</b>
<b>GPR SUPPORT</b>	<b>\$178,625</b>	<b>\$219,760</b>			<b>\$219,760</b>			<b>\$220,060</b>
<b>F.T.E. STAFF</b>	<b>0.500</b>	<b>0.500</b>					<b>0.500</b>	<b>0.500</b>

<b>Dept:</b>	Clerk of Courts	30							<b>Fund Name:</b>	General Fund
<b>Prgm:</b>	Guardian Ad Litem	204/00							<b>Fund No.:</b>	1110
<b>DI#</b>	NONE	2021 Base	<b>Net Decision Items</b>							2021 Executive Budget
			<b>01</b>	<b>02</b>	<b>03</b>	<b>04</b>	<b>05</b>	<b>06</b>	<b>07</b>	
<b>PROGRAM EXPENDITURES</b>										
Personnel Costs	\$54,200	\$0	\$0	\$0	\$0	\$0	\$0	\$0	\$0	\$54,200
Operating Expenses	\$1,400	\$0	\$0	\$0	\$0	\$0	\$0	\$0	\$0	\$1,400
Contractual Services	\$734,560	\$0	\$0	\$0	\$0	\$0	\$0	\$0	\$0	\$734,560
Operating Capital	\$0	\$0	\$0	\$0	\$0	\$0	\$0	\$0	\$0	\$0
<b>TOTAL</b>	<b>\$790,160</b>	<b>\$0</b>	<b>\$0</b>	<b>\$0</b>	<b>\$0</b>	<b>\$0</b>	<b>\$0</b>	<b>\$0</b>	<b>\$0</b>	<b>\$790,160</b>
<b>PROGRAM REVENUE</b>										
Taxes	\$0	\$0	\$0	\$0	\$0	\$0	\$0	\$0	\$0	\$0
Intergovernmental Revenue	\$480,800	\$0	\$0	\$0	\$0	\$0	\$0	\$0	\$0	\$480,800
Licenses & Permits	\$0	\$0	\$0	\$0	\$0	\$0	\$0	\$0	\$0	\$0
Fines, Forfeits & Penalties	\$0	\$0	\$0	\$0	\$0	\$0	\$0	\$0	\$0	\$0
Public Charges for Services	\$89,300	\$0	\$0	\$0	\$0	\$0	\$0	\$0	\$0	\$89,300
Intergovernmental Charge for Services	\$0	\$0	\$0	\$0	\$0	\$0	\$0	\$0	\$0	\$0
Miscellaneous	\$0	\$0	\$0	\$0	\$0	\$0	\$0	\$0	\$0	\$0
Other Financing Sources	\$0	\$0	\$0	\$0	\$0	\$0	\$0	\$0	\$0	\$0
<b>TOTAL</b>	<b>\$570,100</b>	<b>\$0</b>	<b>\$0</b>	<b>\$0</b>	<b>\$0</b>	<b>\$0</b>	<b>\$0</b>	<b>\$0</b>	<b>\$0</b>	<b>\$570,100</b>
<b>GPR SUPPORT</b>	<b>\$220,060</b>	<b>\$0</b>	<b>\$0</b>	<b>\$0</b>	<b>\$0</b>	<b>\$0</b>	<b>\$0</b>	<b>\$0</b>	<b>\$0</b>	<b>\$220,060</b>
<b>F.T.E. STAFF</b>	<b>0.500</b>	<b>0.000</b>	<b>0.000</b>	<b>0.000</b>	<b>0.000</b>	<b>0.000</b>	<b>0.000</b>	<b>0.000</b>	<b>0.000</b>	<b>0.500</b>

<b>NARRATIVE INFORMATION ABOUT DECISION ITEMS SHOWN ABOVE</b>	Expenditures	Revenue	GPR Support
<b>2021 BUDGET BASE</b>	\$790,160	\$570,100	\$220,060
<b>2021 EXECUTIVE BUDGET</b>	\$790,160	\$570,100	\$220,060

<b>Dept:</b>	Clerk of Courts	30	<b>DANE COUNTY</b>	<b>Fund Name:</b>	General Fund
<b>Prm:</b>	Criminal Justice-Law Clerks	205/00		<b>Fund No:</b>	1110

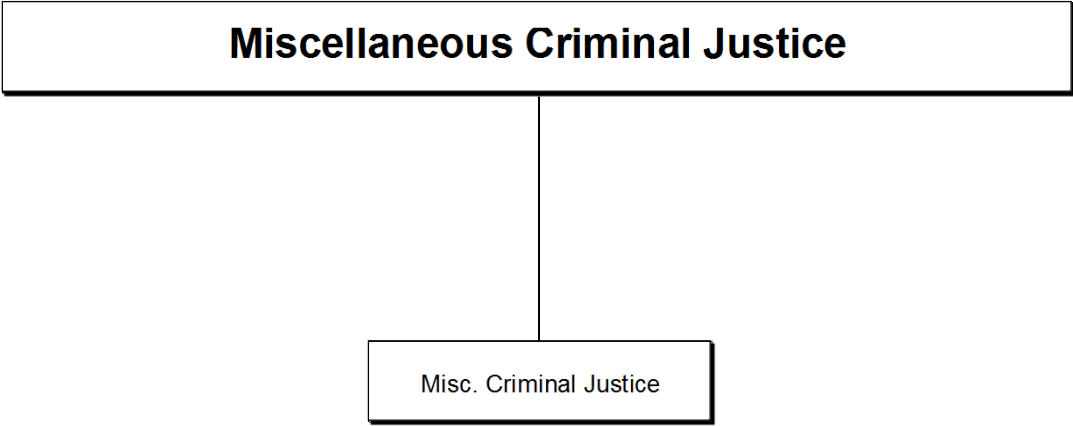
Mission:  
To provide legal review and research to support the Dane County court system.

Description:  
Staff Attorneys perform preliminary reviews, research the law, and draft orders and recommendations for their assigned judges. In addition, one staff attorney is dedicated to work on prisoner litigation.

	Actual 2019	Adopted 2020	2019 Carry Forward	Board Transfers	Budget As Modified	2020 YTD	Estimated 2020	Department Request
<b>PROGRAM EXPENDITURES</b>								
Personnel Costs	\$302,349	\$304,280	\$0	\$0	\$304,280	\$89,849	\$296,862	\$313,980
Operating Expenses	\$0	\$0	\$0	\$0	\$0	\$0	\$0	\$0
Contractual Services	\$0	\$0	\$0	\$0	\$0	\$0	\$0	\$0
Operating Capital	\$0	\$0	\$0	\$0	\$0	\$0	\$0	\$0
<b>TOTAL</b>	<b>\$302,349</b>	<b>\$304,280</b>	<b>\$0</b>	<b>\$0</b>	<b>\$304,280</b>	<b>\$89,849</b>	<b>\$296,862</b>	<b>\$313,980</b>
<b>PROGRAM REVENUE</b>								
Taxes	\$0	\$0	\$0	\$0	\$0	\$0	\$0	\$0
Intergovernmental Revenue	\$0	\$0	\$0	\$0	\$0	\$0	\$0	\$0
Licenses & Permits	\$0	\$0	\$0	\$0	\$0	\$0	\$0	\$0
Fines, Forfeits & Penalties	\$0	\$0	\$0	\$0	\$0	\$0	\$0	\$0
Public Charges for Services	\$0	\$0	\$0	\$0	\$0	\$0	\$0	\$0
Intergovernmental Charge for Services	\$0	\$0	\$0	\$0	\$0	\$0	\$0	\$0
Miscellaneous	\$0	\$0	\$0	\$0	\$0	\$0	\$0	\$0
Other Financing Sources	\$0	\$0	\$0	\$0	\$0	\$0	\$0	\$0
<b>TOTAL</b>	<b>\$0</b>	<b>\$0</b>	<b>\$0</b>	<b>\$0</b>	<b>\$0</b>	<b>\$0</b>	<b>\$0</b>	<b>\$0</b>
<b>GPR SUPPORT</b>	<b>\$302,349</b>	<b>\$304,280</b>			<b>\$304,280</b>			<b>\$313,980</b>
<b>F.T.E. STAFF</b>	<b>0.000</b>	<b>0.000</b>					<b>0.000</b>	<b>0.000</b>

<b>Dept:</b>	Clerk of Courts	30							<b>Fund Name:</b>	General Fund
<b>Prgm:</b>	Criminal Justice-Law Clerks	205/00							<b>Fund No.:</b>	1110
<b>DI#</b>	NONE	2021 Base	<b>Net Decision Items</b>							2021 Executive Budget
			<b>01</b>	<b>02</b>	<b>03</b>	<b>04</b>	<b>05</b>	<b>06</b>	<b>07</b>	
<b>PROGRAM EXPENDITURES</b>										
Personnel Costs	\$313,980	\$0	\$0	\$0	\$0	\$0	\$0	\$0	\$0	\$313,980
Operating Expenses	\$0	\$0	\$0	\$0	\$0	\$0	\$0	\$0	\$0	\$0
Contractual Services	\$0	\$0	\$0	\$0	\$0	\$0	\$0	\$0	\$0	\$0
Operating Capital	\$0	\$0	\$0	\$0	\$0	\$0	\$0	\$0	\$0	\$0
<b>TOTAL</b>	<b>\$313,980</b>	<b>\$0</b>	<b>\$0</b>	<b>\$0</b>	<b>\$0</b>	<b>\$0</b>	<b>\$0</b>	<b>\$0</b>	<b>\$0</b>	<b>\$313,980</b>
<b>PROGRAM REVENUE</b>										
Taxes	\$0	\$0	\$0	\$0	\$0	\$0	\$0	\$0	\$0	\$0
Intergovernmental Revenue	\$0	\$0	\$0	\$0	\$0	\$0	\$0	\$0	\$0	\$0
Licenses & Permits	\$0	\$0	\$0	\$0	\$0	\$0	\$0	\$0	\$0	\$0
Fines, Forfeits & Penalties	\$0	\$0	\$0	\$0	\$0	\$0	\$0	\$0	\$0	\$0
Public Charges for Services	\$0	\$0	\$0	\$0	\$0	\$0	\$0	\$0	\$0	\$0
Intergovernmental Charge for Services	\$0	\$0	\$0	\$0	\$0	\$0	\$0	\$0	\$0	\$0
Miscellaneous	\$0	\$0	\$0	\$0	\$0	\$0	\$0	\$0	\$0	\$0
Other Financing Sources	\$0	\$0	\$0	\$0	\$0	\$0	\$0	\$0	\$0	\$0
<b>TOTAL</b>	<b>\$0</b>	<b>\$0</b>	<b>\$0</b>	<b>\$0</b>	<b>\$0</b>	<b>\$0</b>	<b>\$0</b>	<b>\$0</b>	<b>\$0</b>	<b>\$0</b>
<b>GPR SUPPORT</b>	<b>\$313,980</b>	<b>\$0</b>	<b>\$0</b>	<b>\$0</b>	<b>\$0</b>	<b>\$0</b>	<b>\$0</b>	<b>\$0</b>	<b>\$0</b>	<b>\$313,980</b>
<b>F.T.E. STAFF</b>	<b>0.000</b>	<b>0.000</b>	<b>0.000</b>	<b>0.000</b>	<b>0.000</b>	<b>0.000</b>	<b>0.000</b>	<b>0.000</b>	<b>0.000</b>	<b>0.000</b>

<b>NARRATIVE INFORMATION ABOUT DECISION ITEMS SHOWN ABOVE</b>							Expenditures	Revenue	GPR Support
<b>2021 BUDGET BASE</b>							\$313,980	\$0	\$313,980
<b>2021 EXECUTIVE BUDGET</b>							\$313,980	\$0	\$313,980



<b>Dept:</b>	Miscellaneous Appropriations	31	<b>DANE COUNTY</b>	<b>Fund Name:</b>	General Fund
<b>Prgm:</b>	Miscellaneous Criminal Justice	205/90		<b>Fund No:</b>	1110

## Mission:

To provide projects and research to support the Criminal Justice system.

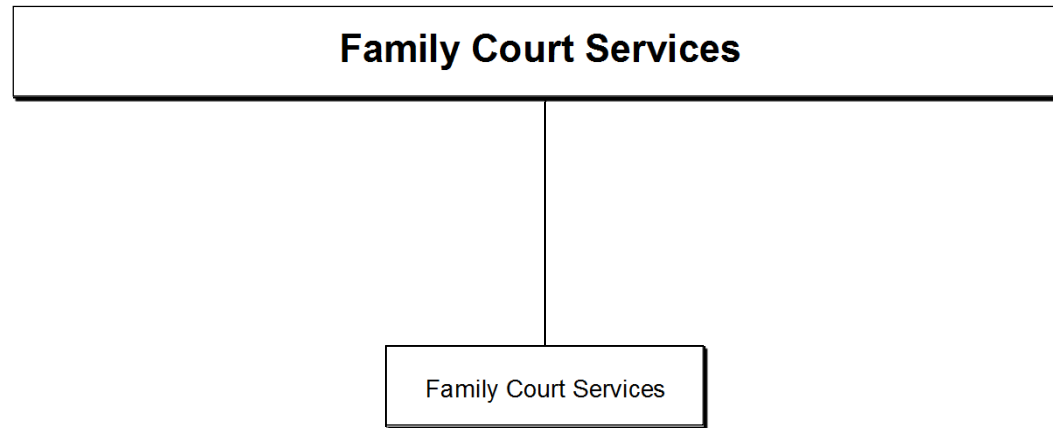
## Description:

Miscellaneous appropriation for projects related to the Criminal Justice System.

	Actual 2019	Adopted 2020	2019 Carry Forward	Board Transfers	Budget As Modified	2020 YTD	Estimated 2020	Department Request
<b>PROGRAM EXPENDITURES</b>								
Personnel Costs	\$0	\$0	\$0	\$0	\$0	\$0	\$0	\$0
Operating Expenses	\$0	\$0	\$0	\$0	\$0	\$0	\$0	\$0
Contractual Services	\$15,203	\$100,000	\$19,797	\$0	\$119,797	\$0	\$119,797	\$0
Operating Capital	\$0	\$0	\$0	\$0	\$0	\$0	\$0	\$0
<b>TOTAL</b>	<b>\$15,203</b>	<b>\$100,000</b>	<b>\$19,797</b>	<b>\$0</b>	<b>\$119,797</b>	<b>\$0</b>	<b>\$119,797</b>	<b>\$0</b>
<b>PROGRAM REVENUE</b>								
Taxes	\$0	\$0	\$0	\$0	\$0	\$0	\$0	\$0
Intergovernmental Revenue	\$0	\$0	\$0	\$0	\$0	\$0	\$0	\$0
Licenses & Permits	\$0	\$0	\$0	\$0	\$0	\$0	\$0	\$0
Fines, Forfeits & Penalties	\$0	\$0	\$0	\$0	\$0	\$0	\$0	\$0
Public Charges for Services	\$0	\$0	\$0	\$0	\$0	\$0	\$0	\$0
Intergovernmental Charge for Services	\$0	\$0	\$0	\$0	\$0	\$0	\$0	\$0
Miscellaneous	\$0	\$0	\$0	\$0	\$0	\$0	\$0	\$0
Other Financing Sources	\$0	\$0	\$0	\$0	\$0	\$0	\$0	\$0
<b>TOTAL</b>	<b>\$0</b>	<b>\$0</b>	<b>\$0</b>	<b>\$0</b>	<b>\$0</b>	<b>\$0</b>	<b>\$0</b>	<b>\$0</b>
<b>GPR SUPPORT</b>	<b>\$15,203</b>	<b>\$100,000</b>			<b>\$119,797</b>			<b>\$0</b>
<b>F.T.E. STAFF</b>	<b>0.000</b>	<b>0.000</b>					<b>0.000</b>	<b>0.000</b>

<b>Dept:</b>	Miscellaneous Appropriations	31							<b>Fund Name:</b>	General Fund
<b>Prgm:</b>	Miscellaneous Criminal Justice	205/90							<b>Fund No.:</b>	1110
<b>DI#</b>	NONE	2021 Base	<b>Net Decision Items</b>							2021 Executive Budget
			<b>01</b>	<b>02</b>	<b>03</b>	<b>04</b>	<b>05</b>	<b>06</b>	<b>07</b>	
<b>PROGRAM EXPENDITURES</b>										
Personnel Costs	\$0	\$0	\$0	\$0	\$0	\$0	\$0	\$0	\$0	\$0
Operating Expenses	\$0	\$0	\$0	\$0	\$0	\$0	\$0	\$0	\$0	\$0
Contractual Services	\$0	\$0	\$0	\$0	\$0	\$0	\$0	\$0	\$0	\$0
Operating Capital	\$0	\$0	\$0	\$0	\$0	\$0	\$0	\$0	\$0	\$0
<b>TOTAL</b>	<b>\$0</b>	<b>\$0</b>	<b>\$0</b>	<b>\$0</b>	<b>\$0</b>	<b>\$0</b>	<b>\$0</b>	<b>\$0</b>	<b>\$0</b>	<b>\$0</b>
<b>PROGRAM REVENUE</b>										
Taxes	\$0	\$0	\$0	\$0	\$0	\$0	\$0	\$0	\$0	\$0
Intergovernmental Revenue	\$0	\$0	\$0	\$0	\$0	\$0	\$0	\$0	\$0	\$0
Licenses & Permits	\$0	\$0	\$0	\$0	\$0	\$0	\$0	\$0	\$0	\$0
Fines, Forfeits & Penalties	\$0	\$0	\$0	\$0	\$0	\$0	\$0	\$0	\$0	\$0
Public Charges for Services	\$0	\$0	\$0	\$0	\$0	\$0	\$0	\$0	\$0	\$0
Intergovernmental Charge for Services	\$0	\$0	\$0	\$0	\$0	\$0	\$0	\$0	\$0	\$0
Miscellaneous	\$0	\$0	\$0	\$0	\$0	\$0	\$0	\$0	\$0	\$0
Other Financing Sources	\$0	\$0	\$0	\$0	\$0	\$0	\$0	\$0	\$0	\$0
<b>TOTAL</b>	<b>\$0</b>	<b>\$0</b>	<b>\$0</b>	<b>\$0</b>	<b>\$0</b>	<b>\$0</b>	<b>\$0</b>	<b>\$0</b>	<b>\$0</b>	<b>\$0</b>
<b>GPR SUPPORT</b>	<b>\$0</b>	<b>\$0</b>	<b>\$0</b>	<b>\$0</b>	<b>\$0</b>	<b>\$0</b>	<b>\$0</b>	<b>\$0</b>	<b>\$0</b>	<b>\$0</b>
<b>F.T.E. STAFF</b>	<b>0.000</b>	<b>0.000</b>	<b>0.000</b>	<b>0.000</b>	<b>0.000</b>	<b>0.000</b>	<b>0.000</b>	<b>0.000</b>	<b>0.000</b>	<b>0.000</b>

<b>NARRATIVE INFORMATION ABOUT DECISION ITEMS SHOWN ABOVE</b>	Expenditures	Revenue	GPR Support
<b>2021 BUDGET BASE</b>	\$0	\$0	\$0
<b>2021 EXECUTIVE BUDGET</b>	\$0	\$0	\$0





<b>Dept:</b>	Family Court Services	33	<b>DANE COUNTY</b>	<b>Fund Name:</b>	General Fund
<b>Prgm:</b>	Family Court Services	206/00		<b>Fund No:</b>	1110

Mission:  
To provide mediation and evaluation services to families referred by the court in divorce and paternity cases.

Description:  
Family Court Services provides mediation and evaluation services to Dane County families and courts as directed by the Wisconsin State Statutes. Child custody and placement decisions, reached through mediation, reduce the emotional and financial stressors on families. Custody and placement studies provide Dane County judges with expert opinions based on the best interests of children and save taxpayers the cost of many court hours.

	Actual 2019	Adopted 2020	2019 Carry Forward	Board Transfers	Budget As Modified	2020 YTD	Estimated 2020	Department Request
<b>PROGRAM EXPENDITURES</b>								
Personnel Costs	\$1,195,109	\$1,242,600	\$0	\$0	\$1,242,600	\$341,045	\$1,188,890	\$1,215,367
Operating Expenses	\$36,791	\$29,800	\$658	\$0	\$30,458	\$8,346	\$38,896	\$25,000
Contractual Services	\$1,400	\$3,200	\$0	\$0	\$3,200	\$0	\$3,200	\$3,000
Operating Capital	\$0	\$0	\$0	\$0	\$0	\$0	\$0	\$0
<b>TOTAL</b>	<b>\$1,233,300</b>	<b>\$1,275,600</b>	<b>\$658</b>	<b>\$0</b>	<b>\$1,276,258</b>	<b>\$349,391</b>	<b>\$1,230,986</b>	<b>\$1,243,367</b>
<b>PROGRAM REVENUE</b>								
Taxes	\$0	\$0	\$0	\$0	\$0	\$0	\$0	\$0
Intergovernmental Revenue	\$0	\$0	\$0	\$0	\$0	\$0	\$0	\$0
Licenses & Permits	\$0	\$4,500	\$0	\$0	\$4,500	\$0	\$0	\$4,500
Fines, Forfeits & Penalties	\$0	\$0	\$0	\$0	\$0	\$0	\$0	\$0
Public Charges for Services	\$357,232	\$413,800	\$0	\$0	\$413,800	\$80,000	\$387,863	\$413,800
Intergovernmental Charge for Services	\$0	\$0	\$0	\$0	\$0	\$0	\$0	\$0
Miscellaneous	\$0	\$0	\$0	\$0	\$0	\$0	\$0	\$0
Other Financing Sources	\$0	\$0	\$0	\$0	\$0	\$0	\$0	\$0
<b>TOTAL</b>	<b>\$357,232</b>	<b>\$418,300</b>	<b>\$0</b>	<b>\$0</b>	<b>\$418,300</b>	<b>\$80,000</b>	<b>\$387,863</b>	<b>\$418,300</b>
<b>GPR SUPPORT</b>	<b>\$876,067</b>	<b>\$857,300</b>			<b>\$857,958</b>			<b>\$825,067</b>
<b>F.T.E. STAFF</b>	<b>11.000</b>	<b>11.000</b>					<b>11.000</b>	<b>11.000</b>

<b>Dept:</b>	Family Court Services	33							<b>Fund Name:</b>	General Fund
<b>Prgm:</b>	Family Court Services	206/00							<b>Fund No.:</b>	1110
	2021	<b>Net Decision Items</b>							2021 Executive	
<b>DI#</b>	<b>Base</b>	<b>01</b>	<b>02</b>	<b>03</b>	<b>04</b>	<b>05</b>	<b>06</b>	<b>07</b>	<b>Budget</b>	
<b>PROGRAM EXPENDITURES</b>										
Personnel Costs	\$1,231,300	(\$800)	(\$15,133)	\$0	\$0	\$0	\$0	\$0	\$1,215,367	
Operating Expenses	\$29,800	(\$4,800)	\$0	\$0	\$0	\$0	\$0	\$0	\$25,000	
Contractual Services	\$3,700	(\$700)	\$0	\$0	\$0	\$0	\$0	\$0	\$3,000	
Operating Capital	\$0	\$0	\$0	\$0	\$0	\$0	\$0	\$0	\$0	
<b>TOTAL</b>	<b>\$1,264,800</b>	<b>(\$6,300)</b>	<b>(\$15,133)</b>	<b>\$0</b>	<b>\$0</b>	<b>\$0</b>	<b>\$0</b>	<b>\$0</b>	<b>\$1,243,367</b>	
<b>PROGRAM REVENUE</b>										
Taxes	\$0	\$0	\$0	\$0	\$0	\$0	\$0	\$0	\$0	
Intergovernmental Revenue	\$0	\$0	\$0	\$0	\$0	\$0	\$0	\$0	\$0	
Licenses & Permits	\$4,500	\$0	\$0	\$0	\$0	\$0	\$0	\$0	\$4,500	
Fines, Forfeits & Penalties	\$0	\$0	\$0	\$0	\$0	\$0	\$0	\$0	\$0	
Public Charges for Services	\$413,800	\$0	\$0	\$0	\$0	\$0	\$0	\$0	\$413,800	
Intergovernmental Charge for Services	\$0	\$0	\$0	\$0	\$0	\$0	\$0	\$0	\$0	
Miscellaneous	\$0	\$0	\$0	\$0	\$0	\$0	\$0	\$0	\$0	
Other Financing Sources	\$0	\$0	\$0	\$0	\$0	\$0	\$0	\$0	\$0	
<b>TOTAL</b>	<b>\$418,300</b>	<b>\$0</b>	<b>\$0</b>	<b>\$0</b>	<b>\$0</b>	<b>\$0</b>	<b>\$0</b>	<b>\$0</b>	<b>\$418,300</b>	
<b>GPR SUPPORT</b>	<b>\$846,500</b>	<b>(\$6,300)</b>	<b>(\$15,133)</b>	<b>\$0</b>	<b>\$0</b>	<b>\$0</b>	<b>\$0</b>	<b>\$0</b>	<b>\$825,067</b>	
<b>F.T.E. STAFF</b>	<b>11.000</b>	<b>0.000</b>	<b>0.000</b>	<b>0.000</b>	<b>0.000</b>	<b>0.000</b>	<b>0.000</b>	<b>0.000</b>	<b>11.000</b>	

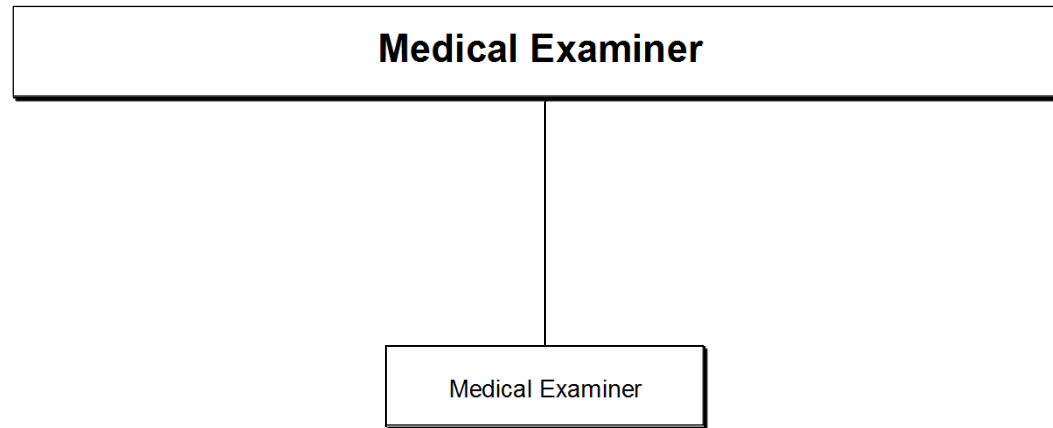
<b>NARRATIVE INFORMATION ABOUT DECISION ITEMS SHOWN ABOVE</b>		Expenditures	Revenue	GPR Support
<b>2021 BUDGET BASE</b>		\$1,264,800	\$418,300	\$846,500
DI #	FCS-FCS-1 GPR Reduction Part 1 - Operating Expense			
DEPT	Budget reduction in the continuing education, overtime, library, mileage reimbursement and interpreter services lines.	(\$6,300)	\$0	(\$6,300)
EXEC	Approved as Requested	\$0	\$0	\$0
ADOPTED				\$0
<b>NET DI # FCS-FCS-1</b>		<b>(\$6,300)</b>	<b>\$0</b>	<b>(\$6,300)</b>

<b>Dept:</b>	Family Court Services	33	<b>Fund Name:</b>	General Fund
<b>Prgm:</b>	Family Court Services	206/00	<b>Fund No.:</b>	1110

NARRATIVE INFORMATION ABOUT DECISION ITEMS SHOWN ON PREVIOUS PAGE			Expenditures	Revenue	GPR Support
DI #	FCS-FCS-2	GPR Reduction Part 2 - LTE Expense			
DEPT	Significantly slash the LTE budget and associated social security budget lines.		(\$15,133)	\$0	(\$15,133)
EXEC	Approved as Requested		\$0	\$0	\$0
ADOPTED					\$0
	NET DI #	FCS-FCS-2	(\$15,133)	\$0	(\$15,133)

--	--	--	--	--	--

<b>2021 EXECUTIVE BUDGET</b>	\$1,243,367	\$418,300	\$825,067
------------------------------	-------------	-----------	-----------



<b>Dept:</b> Medical Examiner	36	<b>DANE COUNTY</b>	<b>Fund Name:</b> General Fund
<b>Prgm:</b> Medical Examiner	000/00		<b>Fund No:</b> 1110

Mission:  
To complete inquests of the dead as authorized by Chapter 979 of the Wisconsin State Statutes.

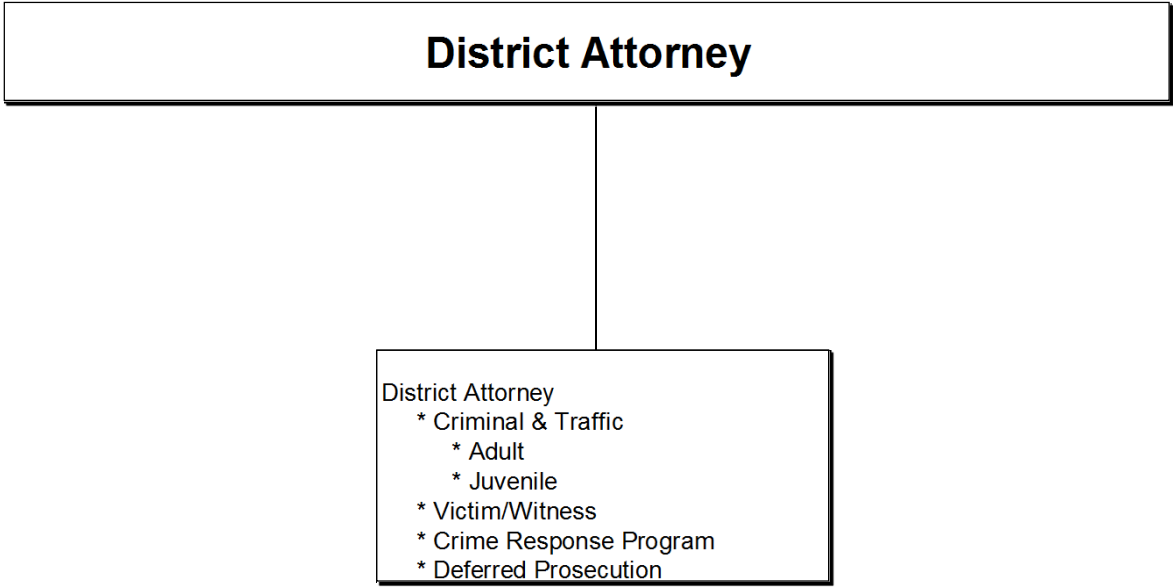
Description:  
Wisconsin law requires that any person, particularly physicians, and authorities of hospitals or sanitariums, having knowledge of the death of another, shall report such death to the Sheriff, Police Chief, Medical Examiner or Coroner. If the law enforcement officer receiving such a report of death determines that the death may have resulted from unusual, unexplained, or suspicious circumstances, such as homicide, suicide, abortion, poisoning, or accident, with no physician in attendance, or from any other for which a physician refuses to sign a death certificate, the death must be referred to the Coroner or Medical Examiner of the county for investigation. The Medical Examiner must make the investigation to determine how the death occurred, and report the findings of the investigation to the proper authority.

	Actual 2019	Adopted 2020	2019 Carry Forward	Board Transfers	Budget As Modified	2020 YTD	Estimated 2020	Department Request
<b>PROGRAM EXPENDITURES</b>								
Personnel Costs	\$2,861,833	\$3,380,200	\$0	\$0	\$3,380,200	\$871,951	\$3,131,499	\$3,450,300
Operating Expenses	\$319,527	\$363,555	\$0	\$0	\$363,555	\$386,233	\$365,067	\$350,455
Contractual Services	\$139,615	\$160,500	\$0	\$0	\$160,500	\$38,008	\$165,731	\$162,600
Operating Capital	\$0	\$0	\$0	\$0	\$0	\$0	\$0	\$0
<b>TOTAL</b>	<b>\$3,320,975</b>	<b>\$3,904,255</b>	<b>\$0</b>	<b>\$0</b>	<b>\$3,904,255</b>	<b>\$1,296,192</b>	<b>\$3,662,297</b>	<b>\$3,963,355</b>
<b>PROGRAM REVENUE</b>								
Taxes	\$0	\$0	\$0	\$0	\$0	\$0	\$0	\$0
Intergovernmental Revenue	\$1,170,255	\$947,480	\$0	\$0	\$947,480	\$0	\$947,480	\$951,930
Licenses & Permits	\$0	\$0	\$0	\$0	\$0	\$0	\$0	\$0
Fines, Forfeits & Penalties	\$0	\$0	\$0	\$0	\$0	\$0	\$0	\$0
Public Charges for Services	\$1,115,946	\$975,000	\$0	\$0	\$975,000	\$170,982	\$1,226,127	\$1,007,200
Intergovernmental Charge for Services	\$0	\$0	\$0	\$0	\$0	\$0	\$0	\$0
Miscellaneous	\$3,057	\$0	\$0	\$0	\$0	\$0	\$0	\$0
Other Financing Sources	\$0	\$0	\$0	\$0	\$0	\$0	\$0	\$0
<b>TOTAL</b>	<b>\$2,289,258</b>	<b>\$1,922,480</b>	<b>\$0</b>	<b>\$0</b>	<b>\$1,922,480</b>	<b>\$170,982</b>	<b>\$2,173,607</b>	<b>\$1,959,130</b>
<b>GPR SUPPORT</b>	<b>\$1,031,717</b>	<b>\$1,981,775</b>			<b>\$1,981,775</b>			<b>\$2,004,225</b>
<b>F.T.E. STAFF</b>	<b>21.000</b>	<b>21.000</b>					<b>21.000</b>	<b>21.000</b>

Dept: Medical Examiner		36							Fund Name: General Fund	
Prgm: Medical Examiner		000/00							Fund No.: 1110	
DI#	2021 Base	Net Decision Items							2021 Executive Budget	
		01	02	03	04	05	06	07		
<b>PROGRAM EXPENDITURES</b>										
Personnel Costs	\$3,450,300	\$0	\$0	\$0	\$0	\$0	\$0	\$0	\$3,450,300	
Operating Expenses	\$363,555	\$0	\$0	\$0	(\$13,100)	\$0	\$0	\$0	\$350,455	
Contractual Services	\$162,600	\$0	\$0	\$0	\$0	\$0	\$0	\$0	\$162,600	
Operating Capital	\$0	\$0	\$0	\$0	\$0	\$0	\$0	\$0	\$0	
<b>TOTAL</b>	<b>\$3,976,455</b>	<b>\$0</b>	<b>\$0</b>	<b>\$0</b>	<b>(\$13,100)</b>	<b>\$0</b>	<b>\$0</b>	<b>\$0</b>	<b>\$3,963,355</b>	
<b>PROGRAM REVENUE</b>										
Taxes	\$0	\$0	\$0	\$0	\$0	\$0	\$0	\$0	\$0	
Intergovernmental Revenue	\$947,480	\$4,450	\$0	\$0	\$0	\$0	\$0	\$0	\$951,930	
Licenses & Permits	\$0	\$0	\$0	\$0	\$0	\$0	\$0	\$0	\$0	
Fines, Forfeits & Penalties	\$0	\$0	\$0	\$0	\$0	\$0	\$0	\$0	\$0	
Public Charges for Services	\$975,000	\$0	\$16,000	\$16,200	\$0	\$0	\$0	\$0	\$1,007,200	
Intergovernmental Charge for Services	\$0	\$0	\$0	\$0	\$0	\$0	\$0	\$0	\$0	
Miscellaneous	\$0	\$0	\$0	\$0	\$0	\$0	\$0	\$0	\$0	
Other Financing Sources	\$0	\$0	\$0	\$0	\$0	\$0	\$0	\$0	\$0	
<b>TOTAL</b>	<b>\$1,922,480</b>	<b>\$4,450</b>	<b>\$16,000</b>	<b>\$16,200</b>	<b>\$0</b>	<b>\$0</b>	<b>\$0</b>	<b>\$0</b>	<b>\$1,959,130</b>	
<b>GPR SUPPORT</b>	<b>\$2,053,975</b>	<b>(\$4,450)</b>	<b>(\$16,000)</b>	<b>(\$16,200)</b>	<b>(\$13,100)</b>	<b>\$0</b>	<b>\$0</b>	<b>\$0</b>	<b>\$2,004,225</b>	
<b>F.T.E. STAFF</b>	<b>21.000</b>	<b>0.000</b>	<b>0.000</b>	<b>0.000</b>	<b>0.000</b>	<b>0.000</b>	<b>0.000</b>	<b>0.000</b>	<b>21.000</b>	

NARRATIVE INFORMATION ABOUT DECISION ITEMS SHOWN ABOVE		Expenditures	Revenue	GPR Support
<b>2021 BUDGET BASE</b>		\$3,976,455	\$1,922,480	\$2,053,975
DI #	MEDX-MEDX-1			
DEPT	Adjustments to Rock and Brown County IGA Agreements These adjustments reflect changes in Revenue from the Rock and Brown County IGA agreements.	\$0	\$4,450	(\$4,450)
EXEC	Approved as Requested	\$0	\$0	\$0
ADOPTED				\$0
NET DI # MEDX-MEDX-1		\$0	\$4,450	(\$4,450)

Dept:	Medical Examiner	36	Fund Name:	General Fund	
Prgm:	Medical Examiner	000/00	Fund No.:	1110	
NARRATIVE INFORMATION ABOUT DECISION ITEMS SHOWN ON PREVIOUS PAGE			Expenditures	Revenue	GPR Support
DI #	MEDX-MEDX-2	Increased Cremation Permits 2021			
DEPT	Estimating an additional 53 paid cremation permits in 2021.		\$0	\$16,000	(\$16,000)
EXEC	Approved as Requested		\$0	\$0	\$0
ADOPTED					\$0
NET DI # MEDX-MEDX-2			\$0	\$16,000	(\$16,000)
DI #	MEDX-MEDX-3	Increase Cremation Permit Fee			
DEPT	Allowable increase in Cremation Permit revenue based on state statute 59.365		\$0	\$16,200	(\$16,200)
EXEC	Approved as Requested		\$0	\$0	\$0
ADOPTED					\$0
NET DI # MEDX-MEDX-3			\$0	\$16,200	(\$16,200)
DI #	MEDX-MEDX-4	Budget Line Adjustments			
DEPT	Minor adjustments to budget lines to meet the County Executive's direction for budget reductions.		(\$13,100)	\$0	(\$13,100)
EXEC	Approved as Requested		\$0	\$0	\$0
ADOPTED					\$0
NET DI # MEDX-MEDX-4			(\$13,100)	\$0	(\$13,100)
<b>2021 EXECUTIVE BUDGET</b>			<b>\$3,963,355</b>	<b>\$1,959,130</b>	<b>\$2,004,225</b>





<b>Dept:</b>	District Attorney	39	<b>DANE COUNTY</b>	<b>Fund Name:</b>	General Fund
<b>Prgm:</b>	Criminal & Traffic Adult	208/00		<b>Fund No:</b>	1110

Mission: To represent the interests of the people of the State of Wisconsin and Dane County in adult criminal cases, juvenile delinquency cases, and in any other areas mandated by the Legislature.

Description: Pursuant to statutes that include but are not limited to Sec. 978.05, Wis. Stats., district attorneys have a mandated responsibility to prosecute all criminal actions in their respective counties, as well as a variety of forfeitures and appeals. These mandatory responsibilities are magnified by the terms of Chapter 950 of the Wisconsin Statutes, which creates civil liability for Dane County if victims and witnesses of crime are not given adequate notice of court events and given opportunities to confer with staff of this office about outcomes on cases and other rights

	Actual 2019	Adopted 2020	2019 Carry Forward	Board Transfers	Budget As Modified	2020 YTD	Estimated 2020	Department Request
<b>PROGRAM EXPENDITURES</b>								
Personnel Costs	\$2,869,553	\$3,091,500	\$0	\$13,372	\$3,104,872	\$904,519	\$2,964,697	\$3,151,700
Operating Expenses	\$402,846	\$326,920	\$67,628	\$0	\$394,548	\$130,621	\$423,308	\$326,920
Contractual Services	\$89,792	\$18,600	\$110,456	\$0	\$129,056	\$75	\$129,056	\$20,300
Operating Capital	\$0	\$0	\$0	\$0	\$0	\$0	\$0	\$0
<b>TOTAL</b>	<b>\$3,362,191</b>	<b>\$3,437,020</b>	<b>\$178,084</b>	<b>\$13,372</b>	<b>\$3,628,476</b>	<b>\$1,035,215</b>	<b>\$3,517,061</b>	<b>\$3,498,920</b>
<b>PROGRAM REVENUE</b>								
Taxes	\$0	\$0	\$0	\$0	\$0	\$0	\$0	\$0
Intergovernmental Revenue	\$83,565	\$0	\$110,456	\$0	\$110,456	\$0	\$110,456	\$0
Licenses & Permits	\$0	\$0	\$0	\$0	\$0	\$0	\$0	\$0
Fines, Forfeits & Penalties	\$0	\$0	\$0	\$0	\$0	\$0	\$0	\$0
Public Charges for Services	\$76,929	\$40,000	\$0	\$0	\$40,000	\$18,958	\$77,698	\$40,000
Intergovernmental Charge for Services	\$0	\$0	\$0	\$0	\$0	\$0	\$0	\$0
Miscellaneous	\$0	\$100	\$0	\$0	\$100	\$9,890	\$0	\$100
Other Financing Sources	\$0	\$0	\$0	\$0	\$0	\$0	\$0	\$0
<b>TOTAL</b>	<b>\$160,493</b>	<b>\$40,100</b>	<b>\$110,456</b>	<b>\$0</b>	<b>\$150,556</b>	<b>\$28,848</b>	<b>\$188,154</b>	<b>\$40,100</b>
<b>GPR SUPPORT</b>	<b>\$3,201,697</b>	<b>\$3,396,920</b>			<b>\$3,477,920</b>			<b>\$3,458,820</b>
<b>F.T.E. STAFF</b>	<b>29.000</b>	<b>30.000</b>					<b>30.000</b>	<b>30.000</b>

<b>Dept:</b>	District Attorney	39							<b>Fund Name:</b>	General Fund
<b>Prgm:</b>	Criminal & Traffic Adult	208/00							<b>Fund No.:</b>	1110
<b>DI#</b>	NONE	2021 Base	<b>Net Decision Items</b>						2021 Executive Budget	
			<b>01</b>	<b>02</b>	<b>03</b>	<b>04</b>	<b>05</b>	<b>06</b>	<b>07</b>	
PROGRAM EXPENDITURES										
Personnel Costs	\$3,151,700	\$0	\$0	\$0	\$0	\$0	\$0	\$0	\$0	
Operating Expenses	\$326,920	\$0	\$0	\$0	\$0	\$0	\$0	\$0	\$0	
Contractual Services	\$20,300	\$0	\$0	\$0	\$0	\$0	\$0	\$0	\$0	
Operating Capital	\$0	\$0	\$0	\$0	\$0	\$0	\$0	\$0	\$0	
<b>TOTAL</b>	<b>\$3,498,920</b>	<b>\$0</b>	<b>\$0</b>	<b>\$0</b>	<b>\$0</b>	<b>\$0</b>	<b>\$0</b>	<b>\$0</b>	<b>\$0</b>	
PROGRAM REVENUE										
Taxes	\$0	\$0	\$0	\$0	\$0	\$0	\$0	\$0	\$0	
Intergovernmental Revenue	\$0	\$0	\$0	\$0	\$0	\$0	\$0	\$0	\$0	
Licenses & Permits	\$0	\$0	\$0	\$0	\$0	\$0	\$0	\$0	\$0	
Fines, Forfeits & Penalties	\$0	\$0	\$0	\$0	\$0	\$0	\$0	\$0	\$0	
Public Charges for Services	\$40,000	\$0	\$0	\$0	\$0	\$0	\$0	\$0	\$0	
Intergovernmental Charge for Services	\$0	\$0	\$0	\$0	\$0	\$0	\$0	\$0	\$0	
Miscellaneous	\$100	\$0	\$0	\$0	\$0	\$0	\$0	\$0	\$0	
Other Financing Sources	\$0	\$0	\$0	\$0	\$0	\$0	\$0	\$0	\$0	
<b>TOTAL</b>	<b>\$40,100</b>	<b>\$0</b>	<b>\$0</b>	<b>\$0</b>	<b>\$0</b>	<b>\$0</b>	<b>\$0</b>	<b>\$0</b>	<b>\$0</b>	
GPR SUPPORT	\$3,458,820	\$0	\$0	\$0	\$0	\$0	\$0	\$0	\$0	
F.T.E. STAFF	30.000	0.000	0.000	0.000	0.000	0.000	0.000	0.000	0.000	

<b>NARRATIVE INFORMATION ABOUT DECISION ITEMS SHOWN ABOVE</b>	Expenditures	Revenue	GPR Support
<b>2021 BUDGET BASE</b>	\$3,498,920	\$40,100	\$3,458,820
<b>2021 EXECUTIVE BUDGET</b>	\$3,498,920	\$40,100	\$3,458,820

<b>Dept:</b>	District Attorney	39	<b>DANE COUNTY</b>	<b>Fund Name:</b>	General Fund
<b>Prgm:</b>	Criminal & Traffic Juvenile	210/00		<b>Fund No:</b>	1110

Mission:  
 To represent the interests of the people of the State of Wisconsin and Dane County in juvenile delinquency, ordinance violations, and Juveniles In Need of Protection or Services (JIPS) cases.

Description:  
 Under Chapter 938 of the Wisconsin State Statutes, the District Attorney is responsible for the prosecution of state delinquency proceedings, state and county ordinance violations, and Juveniles In Need of Protection or Services (JIPS) proceedings.

	Actual 2019	Adopted 2020	2019 Carry Forward	Board Transfers	Budget As Modified	2020 YTD	Estimated 2020	Department Request
<b>PROGRAM EXPENDITURES</b>								
Personnel Costs	\$412,835	\$430,100	\$0	\$0	\$430,100	\$133,196	\$437,633	\$440,600
Operating Expenses	\$31,430	\$48,740	\$0	\$0	\$48,740	\$6,886	\$36,179	\$48,740
Contractual Services	\$2,300	\$4,200	\$0	\$0	\$4,200	\$0	\$4,200	\$5,100
Operating Capital	\$0	\$0	\$0	\$0	\$0	\$0	\$0	\$0
<b>TOTAL</b>	<b>\$446,565</b>	<b>\$483,040</b>	<b>\$0</b>	<b>\$0</b>	<b>\$483,040</b>	<b>\$140,081</b>	<b>\$478,012</b>	<b>\$494,440</b>
<b>PROGRAM REVENUE</b>								
Taxes	\$0	\$0	\$0	\$0	\$0	\$0	\$0	\$0
Intergovernmental Revenue	\$0	\$0	\$0	\$0	\$0	\$0	\$0	\$0
Licenses & Permits	\$0	\$0	\$0	\$0	\$0	\$0	\$0	\$0
Fines, Forfeits & Penalties	\$0	\$0	\$0	\$0	\$0	\$0	\$0	\$0
Public Charges for Services	\$7,598	\$0	\$0	\$0	\$0	\$0	\$0	\$0
Intergovernmental Charge for Services	\$0	\$0	\$0	\$0	\$0	\$0	\$0	\$0
Miscellaneous	\$0	\$100	\$0	\$0	\$100	\$0	\$0	\$100
Other Financing Sources	\$0	\$0	\$0	\$0	\$0	\$0	\$0	\$0
<b>TOTAL</b>	<b>\$7,598</b>	<b>\$100</b>	<b>\$0</b>	<b>\$0</b>	<b>\$100</b>	<b>\$0</b>	<b>\$0</b>	<b>\$100</b>
<b>GPR SUPPORT</b>	<b>\$438,967</b>	<b>\$482,940</b>			<b>\$482,940</b>			<b>\$494,340</b>
<b>F.T.E. STAFF</b>	<b>4.000</b>	<b>4.000</b>					<b>4.000</b>	<b>4.000</b>

<b>Dept:</b>	District Attorney	39							<b>Fund Name:</b>	General Fund
<b>Prgm:</b>	Criminal & Traffic Juvenile	210/00							<b>Fund No.:</b>	1110
<b>DI#</b>	NONE	2021 Base	<b>Net Decision Items</b>						2021 Executive Budget	
			<b>01</b>	<b>02</b>	<b>03</b>	<b>04</b>	<b>05</b>	<b>06</b>	<b>07</b>	
<b>PROGRAM EXPENDITURES</b>										
Personnel Costs	\$440,600	\$0	\$0	\$0	\$0	\$0	\$0	\$0	\$0	\$440,600
Operating Expenses	\$48,740	\$0	\$0	\$0	\$0	\$0	\$0	\$0	\$0	\$48,740
Contractual Services	\$5,100	\$0	\$0	\$0	\$0	\$0	\$0	\$0	\$0	\$5,100
Operating Capital	\$0	\$0	\$0	\$0	\$0	\$0	\$0	\$0	\$0	\$0
<b>TOTAL</b>	<b>\$494,440</b>	<b>\$0</b>	<b>\$0</b>	<b>\$0</b>	<b>\$0</b>	<b>\$0</b>	<b>\$0</b>	<b>\$0</b>	<b>\$0</b>	<b>\$494,440</b>
<b>PROGRAM REVENUE</b>										
Taxes	\$0	\$0	\$0	\$0	\$0	\$0	\$0	\$0	\$0	\$0
Intergovernmental Revenue	\$0	\$0	\$0	\$0	\$0	\$0	\$0	\$0	\$0	\$0
Licenses & Permits	\$0	\$0	\$0	\$0	\$0	\$0	\$0	\$0	\$0	\$0
Fines, Forfeits & Penalties	\$0	\$0	\$0	\$0	\$0	\$0	\$0	\$0	\$0	\$0
Public Charges for Services	\$0	\$0	\$0	\$0	\$0	\$0	\$0	\$0	\$0	\$0
Intergovernmental Charge for Services	\$0	\$0	\$0	\$0	\$0	\$0	\$0	\$0	\$0	\$0
Miscellaneous	\$100	\$0	\$0	\$0	\$0	\$0	\$0	\$0	\$0	\$100
Other Financing Sources	\$0	\$0	\$0	\$0	\$0	\$0	\$0	\$0	\$0	\$0
<b>TOTAL</b>	<b>\$100</b>	<b>\$0</b>	<b>\$0</b>	<b>\$0</b>	<b>\$0</b>	<b>\$0</b>	<b>\$0</b>	<b>\$0</b>	<b>\$0</b>	<b>\$100</b>
<b>GPR SUPPORT</b>	<b>\$494,340</b>	<b>\$0</b>	<b>\$0</b>	<b>\$0</b>	<b>\$0</b>	<b>\$0</b>	<b>\$0</b>	<b>\$0</b>	<b>\$0</b>	<b>\$494,340</b>
<b>F.T.E. STAFF</b>	<b>4.000</b>	<b>0.000</b>	<b>0.000</b>	<b>0.000</b>	<b>0.000</b>	<b>0.000</b>	<b>0.000</b>	<b>0.000</b>	<b>0.000</b>	<b>4.000</b>

<b>NARRATIVE INFORMATION ABOUT DECISION ITEMS SHOWN ABOVE</b>	Expenditures	Revenue	GPR Support
<b>2021 BUDGET BASE</b>	\$494,440	\$100	\$494,340
<b>2021 EXECUTIVE BUDGET</b>	\$494,440	\$100	\$494,340

<b>Dept:</b>	District Attorney	39	<b>DANE COUNTY</b>	<b>Fund Name:</b>	General Fund
<b>Prgm:</b>	Victim/Witness Unit	212/00		<b>Fund No:</b>	1110

**Mission:**  
 To provide comprehensive services to crime victims and witnesses in an effort to ease the pain of victimization and reduce the confusion and inconvenience caused by involvement in the criminal justice system. All services provided by the Victim Witness Unit are mandated by the Wisconsin Constitution, Chapter 950 of the Wisconsin Statutes, and the Wisconsin Children's Code. Failure to provide these services can result in the assessment of fines against Dane County.

**Description:**  
 Victim Witness Unit staff provide the following services to crime victims and witnesses: orientation to the criminal justice process; notice of charging decisions; bail information; notice of case status; confer with victims regarding case disposition; notice of all court hearings; assistance in resolving any court appearance problem; court preparation and accompaniment; travel and hotel arrangements; orientation and referral to the State Compensation Program; assistance with property return; assistance with obtaining restitution; assistance with submitting victim impact statements; notice of case disposition; information regarding Department of Corrections resources; notification regarding appellate proceedings; and referrals to community services. Under Chapter 950 of the Wisconsin Statutes, the State is to reimburse up to 90% of the Victim Witness Unit's costs for provision of mandated services; the remaining costs are covered by the county.

	Actual 2019	Adopted 2020	2019 Carry Forward	Board Transfers	Budget As Modified	2020 YTD	Estimated 2020	Department Request
<b>PROGRAM EXPENDITURES</b>								
Personnel Costs	\$2,055,125	\$2,141,550	\$0	\$7,692	\$2,149,242	\$611,139	\$2,146,003	\$2,230,500
Operating Expenses	\$27,376	\$36,900	\$3,021	\$0	\$39,921	\$12,937	\$37,655	\$36,900
Contractual Services	\$1,100	\$4,600	\$0	\$0	\$4,600	\$0	\$4,600	\$5,000
Operating Capital	\$0	\$0	\$0	\$0	\$0	\$0	\$0	\$0
<b>TOTAL</b>	<b>\$2,083,602</b>	<b>\$2,183,050</b>	<b>\$3,021</b>	<b>\$7,692</b>	<b>\$2,193,763</b>	<b>\$624,076</b>	<b>\$2,188,258</b>	<b>\$2,272,400</b>
<b>PROGRAM REVENUE</b>								
Taxes	\$0	\$0	\$0	\$0	\$0	\$0	\$0	\$0
Intergovernmental Revenue	\$664,134	\$675,700	\$0	\$0	\$675,700	\$0	\$663,700	\$675,700
Licenses & Permits	\$46,650	\$50,000	\$0	\$0	\$50,000	\$7,605	\$49,800	\$50,000
Fines, Forfeits & Penalties	\$0	\$0	\$0	\$0	\$0	\$0	\$0	\$0
Public Charges for Services	\$0	\$0	\$0	\$0	\$0	\$0	\$0	\$0
Intergovernmental Charge for Services	\$0	\$0	\$0	\$0	\$0	\$0	\$0	\$0
Miscellaneous	\$0	\$0	\$0	\$0	\$0	\$0	\$0	\$0
Other Financing Sources	\$0	\$0	\$0	\$0	\$0	\$0	\$0	\$0
<b>TOTAL</b>	<b>\$710,784</b>	<b>\$725,700</b>	<b>\$0</b>	<b>\$0</b>	<b>\$725,700</b>	<b>\$7,605</b>	<b>\$713,500</b>	<b>\$725,700</b>
<b>GPR SUPPORT</b>	<b>\$1,372,818</b>	<b>\$1,457,350</b>			<b>\$1,468,063</b>			<b>\$1,546,700</b>
<b>F.T.E. STAFF</b>	<b>19.500</b>	<b>20.500</b>					<b>20.500</b>	<b>20.500</b>

<b>Dept:</b>	District Attorney	39							<b>Fund Name:</b>	General Fund
<b>Prgm:</b>	Victim/Witness Unit	212/00							<b>Fund No.:</b>	1110
<b>DI#</b>	NONE	2021 Base	<b>Net Decision Items</b>							2021 Executive Budget
			<b>01</b>	<b>02</b>	<b>03</b>	<b>04</b>	<b>05</b>	<b>06</b>	<b>07</b>	
<b>PROGRAM EXPENDITURES</b>										
Personnel Costs	\$2,230,500	\$0	\$0	\$0	\$0	\$0	\$0	\$0	\$0	\$2,230,500
Operating Expenses	\$36,900	\$0	\$0	\$0	\$0	\$0	\$0	\$0	\$0	\$36,900
Contractual Services	\$5,000	\$0	\$0	\$0	\$0	\$0	\$0	\$0	\$0	\$5,000
Operating Capital	\$0	\$0	\$0	\$0	\$0	\$0	\$0	\$0	\$0	\$0
<b>TOTAL</b>	<b>\$2,272,400</b>	<b>\$0</b>	<b>\$0</b>	<b>\$0</b>	<b>\$0</b>	<b>\$0</b>	<b>\$0</b>	<b>\$0</b>	<b>\$0</b>	<b>\$2,272,400</b>
<b>PROGRAM REVENUE</b>										
Taxes	\$0	\$0	\$0	\$0	\$0	\$0	\$0	\$0	\$0	\$0
Intergovernmental Revenue	\$675,700	\$0	\$0	\$0	\$0	\$0	\$0	\$0	\$0	\$675,700
Licenses & Permits	\$50,000	\$0	\$0	\$0	\$0	\$0	\$0	\$0	\$0	\$50,000
Fines, Forfeits & Penalties	\$0	\$0	\$0	\$0	\$0	\$0	\$0	\$0	\$0	\$0
Public Charges for Services	\$0	\$0	\$0	\$0	\$0	\$0	\$0	\$0	\$0	\$0
Intergovernmental Charge for Services	\$0	\$0	\$0	\$0	\$0	\$0	\$0	\$0	\$0	\$0
Miscellaneous	\$0	\$0	\$0	\$0	\$0	\$0	\$0	\$0	\$0	\$0
Other Financing Sources	\$0	\$0	\$0	\$0	\$0	\$0	\$0	\$0	\$0	\$0
<b>TOTAL</b>	<b>\$725,700</b>	<b>\$0</b>	<b>\$0</b>	<b>\$0</b>	<b>\$0</b>	<b>\$0</b>	<b>\$0</b>	<b>\$0</b>	<b>\$0</b>	<b>\$725,700</b>
<b>GPR SUPPORT</b>	<b>\$1,546,700</b>	<b>\$0</b>	<b>\$0</b>	<b>\$0</b>	<b>\$0</b>	<b>\$0</b>	<b>\$0</b>	<b>\$0</b>	<b>\$0</b>	<b>\$1,546,700</b>
<b>F.T.E. STAFF</b>	<b>20.500</b>	<b>0.000</b>	<b>0.000</b>	<b>0.000</b>	<b>0.000</b>	<b>0.000</b>	<b>0.000</b>	<b>0.000</b>	<b>0.000</b>	<b>20.500</b>

<b>NARRATIVE INFORMATION ABOUT DECISION ITEMS SHOWN ABOVE</b>	Expenditures	Revenue	GPR Support
<b>2021 BUDGET BASE</b>	\$2,272,400	\$725,700	\$1,546,700
<b>2021 EXECUTIVE BUDGET</b>	\$2,272,400	\$725,700	\$1,546,700

<b>Dept:</b>	District Attorney	39	<b>DANE COUNTY</b>	<b>Fund Name:</b>	General Fund
<b>Prgm:</b>	Crime Response	213/00		<b>Fund No:</b>	1110

**Mission:**  
 To provide victim-focused, individualized services to crime victims, depending on their safety and trauma needs. The Crime Response Program provides 24/7/365 access to victims and law enforcement from on-scene crisis intervention through case assignment to a victim witness specialist.

**Description:**  
 Crime Response staff provide services to crime victims and homicide survivors including: on-scene crisis intervention either by staff or on-call POS Crisis Response team members, crime related short term trauma counseling by POS clinical therapists, assistance with completion of Victim Witness Compensation Forms to help with medical expenses, funeral expenses or loss of work-time, safety planning, connecting victims to community resources, collaborating with community resources, advocate for victims with employers, landlords, and educators, provide emergency funding for gas, groceries, or emergency relocation expenses, short term housing relocation for homicide prevention or crime scene clean-up, and services to victims whose cases will never be prosecuted either because of no arrest or no prosecution.

	Actual 2019	Adopted 2020	2019 Carry Forward	Board Transfers	Budget As Modified	2020 YTD	Estimated 2020	Department Request
<b>PROGRAM EXPENDITURES</b>								
Personnel Costs	\$423,439	\$453,700	\$0	\$0	\$453,700	\$125,677	\$457,417	\$462,200
Operating Expenses	\$18,843	\$50,500	\$4,065	\$0	\$54,565	\$11,570	\$46,855	\$50,500
Contractual Services	\$54,049	\$75,000	\$0	\$0	\$75,000	\$8,507	\$60,332	\$75,000
Operating Capital	\$0	\$0	\$0	\$0	\$0	\$0	\$0	\$0
<b>TOTAL</b>	<b>\$496,331</b>	<b>\$579,200</b>	<b>\$4,065</b>	<b>\$0</b>	<b>\$583,265</b>	<b>\$145,754</b>	<b>\$564,604</b>	<b>\$587,700</b>
<b>PROGRAM REVENUE</b>								
Taxes	\$0	\$0	\$0	\$0	\$0	\$0	\$0	\$0
Intergovernmental Revenue	\$390,832	\$398,650	\$0	\$0	\$398,650	\$0	\$398,650	\$398,650
Licenses & Permits	\$0	\$0	\$0	\$0	\$0	\$0	\$0	\$0
Fines, Forfeits & Penalties	\$0	\$0	\$0	\$0	\$0	\$0	\$0	\$0
Public Charges for Services	\$5,281	\$0	\$0	\$0	\$0	\$0	\$0	\$0
Intergovernmental Charge for Services	\$0	\$0	\$0	\$0	\$0	\$0	\$0	\$0
Miscellaneous	\$0	\$0	\$0	\$0	\$0	\$0	\$0	\$0
Other Financing Sources	\$0	\$0	\$0	\$0	\$0	\$0	\$0	\$0
<b>TOTAL</b>	<b>\$396,113</b>	<b>\$398,650</b>	<b>\$0</b>	<b>\$0</b>	<b>\$398,650</b>	<b>\$0</b>	<b>\$398,650</b>	<b>\$398,650</b>
<b>GPR SUPPORT</b>	<b>\$100,219</b>	<b>\$180,550</b>			<b>\$184,615</b>			<b>\$189,050</b>
<b>F.T.E. STAFF</b>	<b>3.900</b>	<b>3.900</b>					<b>3.900</b>	<b>3.900</b>

<b>Dept:</b>	District Attorney	39							<b>Fund Name:</b>	General Fund
<b>Prgm:</b>	Crime Response	213/00							<b>Fund No.:</b>	1110
<b>DI#</b>	NONE	2021 Base	<b>Net Decision Items</b>							2021 Executive Budget
			<b>01</b>	<b>02</b>	<b>03</b>	<b>04</b>	<b>05</b>	<b>06</b>	<b>07</b>	
<b>PROGRAM EXPENDITURES</b>										
Personnel Costs	\$462,200	\$0	\$0	\$0	\$0	\$0	\$0	\$0	\$0	\$462,200
Operating Expenses	\$50,500	\$0	\$0	\$0	\$0	\$0	\$0	\$0	\$0	\$50,500
Contractual Services	\$75,000	\$0	\$0	\$0	\$0	\$0	\$0	\$0	\$0	\$75,000
Operating Capital	\$0	\$0	\$0	\$0	\$0	\$0	\$0	\$0	\$0	\$0
<b>TOTAL</b>	<b>\$587,700</b>	<b>\$0</b>	<b>\$0</b>	<b>\$0</b>	<b>\$0</b>	<b>\$0</b>	<b>\$0</b>	<b>\$0</b>	<b>\$0</b>	<b>\$587,700</b>
<b>PROGRAM REVENUE</b>										
Taxes	\$0	\$0	\$0	\$0	\$0	\$0	\$0	\$0	\$0	\$0
Intergovernmental Revenue	\$398,650	\$0	\$0	\$0	\$0	\$0	\$0	\$0	\$0	\$398,650
Licenses & Permits	\$0	\$0	\$0	\$0	\$0	\$0	\$0	\$0	\$0	\$0
Fines, Forfeits & Penalties	\$0	\$0	\$0	\$0	\$0	\$0	\$0	\$0	\$0	\$0
Public Charges for Services	\$0	\$0	\$0	\$0	\$0	\$0	\$0	\$0	\$0	\$0
Intergovernmental Charge for Services	\$0	\$0	\$0	\$0	\$0	\$0	\$0	\$0	\$0	\$0
Miscellaneous	\$0	\$0	\$0	\$0	\$0	\$0	\$0	\$0	\$0	\$0
Other Financing Sources	\$0	\$0	\$0	\$0	\$0	\$0	\$0	\$0	\$0	\$0
<b>TOTAL</b>	<b>\$398,650</b>	<b>\$0</b>	<b>\$0</b>	<b>\$0</b>	<b>\$0</b>	<b>\$0</b>	<b>\$0</b>	<b>\$0</b>	<b>\$0</b>	<b>\$398,650</b>
<b>GPR SUPPORT</b>	<b>\$189,050</b>	<b>\$0</b>	<b>\$0</b>	<b>\$0</b>	<b>\$0</b>	<b>\$0</b>	<b>\$0</b>	<b>\$0</b>	<b>\$0</b>	<b>\$189,050</b>
<b>F.T.E. STAFF</b>	<b>3.900</b>	<b>0.000</b>	<b>0.000</b>	<b>0.000</b>	<b>0.000</b>	<b>0.000</b>	<b>0.000</b>	<b>0.000</b>	<b>0.000</b>	<b>3.900</b>

<b>NARRATIVE INFORMATION ABOUT DECISION ITEMS SHOWN ABOVE</b>	Expenditures	Revenue	GPR Support
<b>2021 BUDGET BASE</b>	\$587,700	\$398,650	\$189,050
<b>2021 EXECUTIVE BUDGET</b>	\$587,700	\$398,650	\$189,050



<b>Dept:</b>	District Attorney	39	<b>DANE COUNTY</b>	<b>Fund Name:</b>	General Fund
<b>Prgm:</b>	Deferred Prosecution Program	214/00		<b>Fund No:</b>	1110

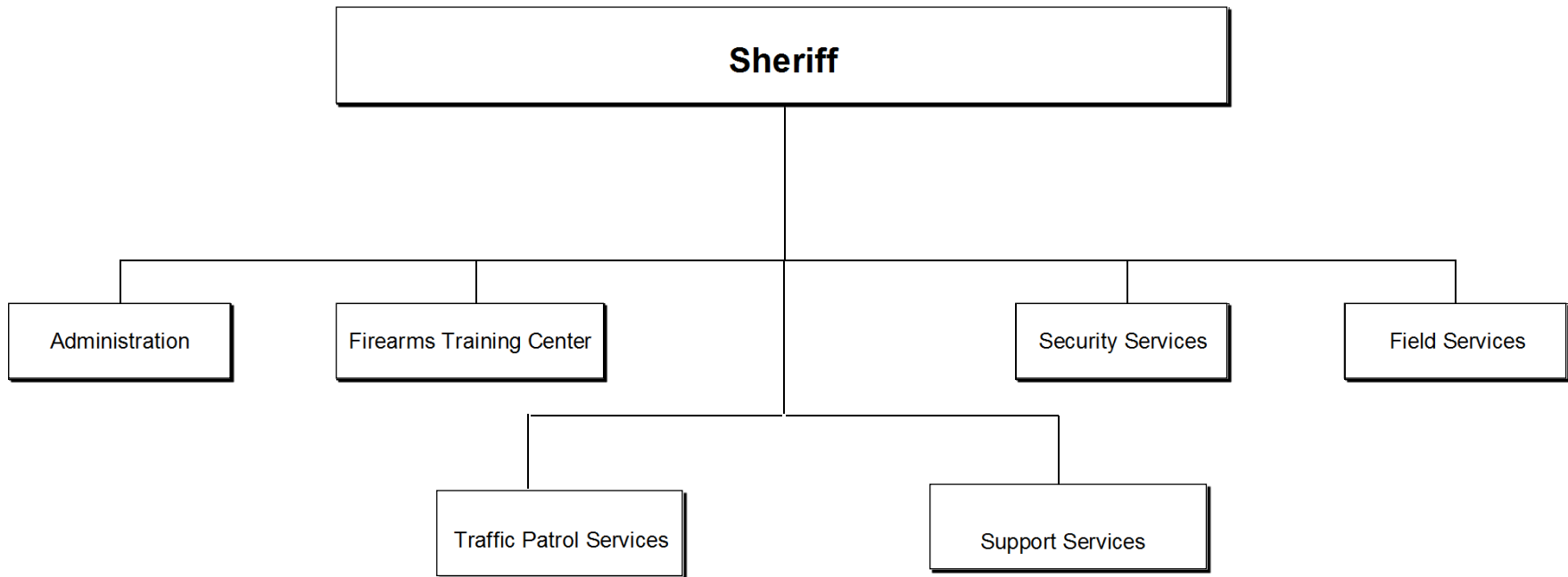
**Mission:**  
The Deferred Prosecution Unit (DPU) operates within the District Attorney's Office as an alternative to conviction and sentencing. The DPU plays a major role in avoiding overuse of the Dane County Jail by placing certain defendants into appropriate treatment and/or counseling. Supervision of first time offenders is done through contracts and referrals to community resources. The participants benefit from the education and counseling received, as well as the a chance to avoid a criminal conviction.

**Description:**  
The Deferred Prosecution Unit (DPU) takes first time offenders into its program. Approximately 1,000 cases are referred each year. An offender is referred to the program by a prosecutor, returning to court for adjudication only in the event of a failure by the offender to fulfill the terms of his or her contract with the District Attorney's Office. If assessed as appropriate for the program, the offender signs a contract that creates a course of action to limit the chances that the person will repeat the criminal behavior. Offenders agree to attend classes, make restitution, engage in community restitution work, secure needed psychiatric, alcohol and drug treatment, and vocational counseling. The length of the contract averages 9 to 36 months. In return for successful completion of the program, the court agrees to dismiss the case. If the participant does not fulfill the contract, the contract is terminated and the offender is returned to court for further proceedings.

	Actual 2019	Adopted 2020	2019 Carry Forward	Board Transfers	Budget As Modified	2020 YTD	Estimated 2020	Department Request
<b>PROGRAM EXPENDITURES</b>								
Personnel Costs	\$933,334	\$1,189,700	\$0	\$0	\$1,189,700	\$330,676	\$1,127,217	\$1,242,200
Operating Expenses	\$56,994	\$70,073	\$2,847	\$0	\$72,920	\$15,898	\$71,554	\$70,073
Contractual Services	\$34,060	\$30,809	\$0	\$0	\$30,809	\$3,419	\$30,809	\$31,209
Operating Capital	\$0	\$0	\$0	\$0	\$0	\$0	\$0	\$0
<b>TOTAL</b>	<b>\$1,024,388</b>	<b>\$1,290,582</b>	<b>\$2,847</b>	<b>\$0</b>	<b>\$1,293,429</b>	<b>\$349,992</b>	<b>\$1,229,580</b>	<b>\$1,343,482</b>
<b>PROGRAM REVENUE</b>								
Taxes	\$0	\$0	\$0	\$0	\$0	\$0	\$0	\$0
Intergovernmental Revenue	\$63,114	\$99,931	\$0	\$0	\$99,931	\$0	\$99,931	\$99,931
Licenses & Permits	\$0	\$0	\$0	\$0	\$0	\$0	\$0	\$0
Fines, Forfeits & Penalties	\$0	\$0	\$0	\$0	\$0	\$0	\$0	\$0
Public Charges for Services	\$116,863	\$135,850	\$0	\$0	\$135,850	\$7,790	\$43,610	\$135,850
Intergovernmental Charge for Services	\$0	\$0	\$0	\$0	\$0	\$0	\$0	\$0
Miscellaneous	\$0	\$0	\$0	\$0	\$0	\$0	\$0	\$0
Other Financing Sources	\$0	\$0	\$0	\$0	\$0	\$0	\$0	\$0
<b>TOTAL</b>	<b>\$179,977</b>	<b>\$235,781</b>	<b>\$0</b>	<b>\$0</b>	<b>\$235,781</b>	<b>\$7,790</b>	<b>\$143,541</b>	<b>\$235,781</b>
<b>GPR SUPPORT</b>	<b>\$844,411</b>	<b>\$1,054,801</b>			<b>\$1,057,648</b>			<b>\$1,107,701</b>
<b>F.T.E. STAFF</b>	<b>11.000</b>	<b>11.000</b>					<b>11.000</b>	<b>11.000</b>

<b>Dept:</b>	District Attorney	39							<b>Fund Name:</b>	General Fund
<b>Prgm:</b>	Deferred Prosecution Program	214/00							<b>Fund No.:</b>	1110
<b>DI#</b>	NONE	2021 Base	<b>Net Decision Items</b>							2021 Executive Budget
			<b>01</b>	<b>02</b>	<b>03</b>	<b>04</b>	<b>05</b>	<b>06</b>	<b>07</b>	
<b>PROGRAM EXPENDITURES</b>										
Personnel Costs	\$1,242,200	\$0	\$0	\$0	\$0	\$0	\$0	\$0	\$0	\$1,242,200
Operating Expenses	\$70,073	\$0	\$0	\$0	\$0	\$0	\$0	\$0	\$0	\$70,073
Contractual Services	\$31,209	\$0	\$0	\$0	\$0	\$0	\$0	\$0	\$0	\$31,209
Operating Capital	\$0	\$0	\$0	\$0	\$0	\$0	\$0	\$0	\$0	\$0
<b>TOTAL</b>	<b>\$1,343,482</b>	<b>\$0</b>	<b>\$0</b>	<b>\$0</b>	<b>\$0</b>	<b>\$0</b>	<b>\$0</b>	<b>\$0</b>	<b>\$0</b>	<b>\$1,343,482</b>
<b>PROGRAM REVENUE</b>										
Taxes	\$0	\$0	\$0	\$0	\$0	\$0	\$0	\$0	\$0	\$0
Intergovernmental Revenue	\$99,931	\$0	\$0	\$0	\$0	\$0	\$0	\$0	\$0	\$99,931
Licenses & Permits	\$0	\$0	\$0	\$0	\$0	\$0	\$0	\$0	\$0	\$0
Fines, Forfeits & Penalties	\$0	\$0	\$0	\$0	\$0	\$0	\$0	\$0	\$0	\$0
Public Charges for Services	\$135,850	\$0	\$0	\$0	\$0	\$0	\$0	\$0	\$0	\$135,850
Intergovernmental Charge for Services	\$0	\$0	\$0	\$0	\$0	\$0	\$0	\$0	\$0	\$0
Miscellaneous	\$0	\$0	\$0	\$0	\$0	\$0	\$0	\$0	\$0	\$0
Other Financing Sources	\$0	\$0	\$0	\$0	\$0	\$0	\$0	\$0	\$0	\$0
<b>TOTAL</b>	<b>\$235,781</b>	<b>\$0</b>	<b>\$0</b>	<b>\$0</b>	<b>\$0</b>	<b>\$0</b>	<b>\$0</b>	<b>\$0</b>	<b>\$0</b>	<b>\$235,781</b>
<b>GPR SUPPORT</b>	<b>\$1,107,701</b>	<b>\$0</b>	<b>\$0</b>	<b>\$0</b>	<b>\$0</b>	<b>\$0</b>	<b>\$0</b>	<b>\$0</b>	<b>\$0</b>	<b>\$1,107,701</b>
<b>F.T.E. STAFF</b>	<b>11.000</b>	<b>0.000</b>	<b>0.000</b>	<b>0.000</b>	<b>0.000</b>	<b>0.000</b>	<b>0.000</b>	<b>0.000</b>	<b>0.000</b>	<b>11.000</b>

<b>NARRATIVE INFORMATION ABOUT DECISION ITEMS SHOWN ABOVE</b>	Expenditures	Revenue	GPR Support
<b>2021 BUDGET BASE</b>	\$1,343,482	\$235,781	\$1,107,701
<b>2021 EXECUTIVE BUDGET</b>	\$1,343,482	\$235,781	\$1,107,701



<b>Dept:</b>	Sheriff	42	<b>DANE COUNTY</b>	<b>Fund Name:</b>	General Fund
<b>Prgm:</b>	Administration	110/00		<b>Fund No:</b>	1110

**Mission:**  
To provide budgetary and personnel administration, including hiring and training, for the Dane County Sheriff's Office. To provide, through the Officer in Charge (OIC), command and control for all times other than normal business hours.

**Description:**  
The Dane County Sheriff's Executive Services Division provides command and control of the Dane County Sheriff's Office during evenings and weekends accomplished through the Lieutenant Officer-In-Charge (OIC) Section which is supplemented by Sergeants being assigned into that Section, as required. In addition to being the OIC, Lieutenants are responsible for the supervision of Deputy Sheriff's assigned to second and third shift Task Force. The Division is responsible for preparation and submission of the budget including budget control efforts, projections and adjustments. The Division is also responsible for training. Members of the Training Section consist of a Lieutenant, Sergeant, and 4 Deputy Sheriff III's that administer training including firearms training, attending job fairs and career days, and are responsible for staff recruitment and retention efforts to ensure a highly diverse and qualified workforce. The Training Section is also responsible for evaluating job performance, including recommendation of Deputies successfully completing probation. The clerical staff in the Division is responsible for scheduling, payroll, accounts payable, hiring, and personnel functions.

	Actual 2019	Adopted 2020	2019 Carry Forward	Board Transfers	Budget As Modified	2020 YTD	Estimated 2020	Department Request
<b>PROGRAM EXPENDITURES</b>								
Personnel Costs	\$5,114,226	\$6,231,300	\$0	\$0	\$6,231,300	\$1,435,275	\$5,774,595	\$5,712,900
Operating Expenses	\$469,852	\$403,950	\$87,793	\$0	\$491,743	\$143,523	\$423,866	\$403,950
Contractual Services	\$140,029	\$164,600	\$0	\$0	\$164,600	\$34,497	\$153,196	\$244,700
Operating Capital	\$0	\$0	\$0	\$0	\$0	\$0	\$0	\$0
<b>TOTAL</b>	<b>\$5,724,106</b>	<b>\$6,799,850</b>	<b>\$87,793</b>	<b>\$0</b>	<b>\$6,887,643</b>	<b>\$1,613,295</b>	<b>\$6,351,657</b>	<b>\$6,361,550</b>
<b>PROGRAM REVENUE</b>								
Taxes	\$0	\$0	\$0	\$0	\$0	\$0	\$0	\$0
Intergovernmental Revenue	\$97,473	\$0	\$0	\$0	\$0	\$0	\$0	\$0
Licenses & Permits	\$0	\$0	\$0	\$0	\$0	\$0	\$0	\$0
Fines, Forfeits & Penalties	\$0	\$0	\$0	\$0	\$0	\$0	\$0	\$0
Public Charges for Services	\$119,042	\$25,000	\$0	\$0	\$25,000	\$1,035	\$25,997	\$25,000
Intergovernmental Charge for Services	\$0	\$0	\$0	\$0	\$0	\$0	\$0	\$0
Miscellaneous	\$37,844	\$45,000	\$0	\$0	\$45,000	\$342	\$45,000	\$40,000
Other Financing Sources	\$0	\$0	\$0	\$0	\$0	\$0	\$0	\$0
<b>TOTAL</b>	<b>\$254,359</b>	<b>\$70,000</b>	<b>\$0</b>	<b>\$0</b>	<b>\$70,000</b>	<b>\$1,377</b>	<b>\$70,997</b>	<b>\$65,000</b>
<b>GPR SUPPORT</b>	<b>\$5,469,747</b>	<b>\$6,729,850</b>			<b>\$6,817,643</b>			<b>\$6,296,550</b>
<b>F.T.E. STAFF</b>	<b>55.000</b>	<b>56.000</b>					<b>56.000</b>	<b>56.000</b>

<b>Dept:</b>	Sheriff	42							<b>Fund Name:</b>	General Fund
<b>Prgm:</b>	Administration	110/00							<b>Fund No.:</b>	1110
DI#	2021 Base	Net Decision Items							2021 Executive Budget	
		01	02	03	04	05	06	07		
<b>PROGRAM EXPENDITURES</b>										
Personnel Costs	\$5,712,900	\$0	\$0	\$0	\$0	\$0	\$0	\$0	\$5,712,900	
Operating Expenses	\$403,950	\$0	\$0	\$0	\$0	\$0	\$0	\$0	\$403,950	
Contractual Services	\$156,600	\$13,100	\$75,000	\$0	\$0	\$0	\$0	\$0	\$244,700	
Operating Capital	\$0	\$0	\$0	\$0	\$0	\$0	\$0	\$0	\$0	
<b>TOTAL</b>	<b>\$6,273,450</b>	<b>\$13,100</b>	<b>\$75,000</b>	<b>\$0</b>	<b>\$0</b>	<b>\$0</b>	<b>\$0</b>	<b>\$0</b>	<b>\$6,361,550</b>	
<b>PROGRAM REVENUE</b>										
Taxes	\$0	\$0	\$0	\$0	\$0	\$0	\$0	\$0	\$0	
Intergovernmental Revenue	\$0	\$0	\$0	\$0	\$0	\$0	\$0	\$0	\$0	
Licenses & Permits	\$0	\$0	\$0	\$0	\$0	\$0	\$0	\$0	\$0	
Fines, Forfeits & Penalties	\$0	\$0	\$0	\$0	\$0	\$0	\$0	\$0	\$0	
Public Charges for Services	\$25,000	\$0	\$0	\$0	\$0	\$0	\$0	\$0	\$25,000	
Intergovernmental Charge for Services	\$0	\$0	\$0	\$0	\$0	\$0	\$0	\$0	\$0	
Miscellaneous	\$45,000	\$0	\$0	(\$5,000)	\$0	\$0	\$0	\$0	\$40,000	
Other Financing Sources	\$0	\$0	\$0	\$0	\$0	\$0	\$0	\$0	\$0	
<b>TOTAL</b>	<b>\$70,000</b>	<b>\$0</b>	<b>\$0</b>	<b>(\$5,000)</b>	<b>\$0</b>	<b>\$0</b>	<b>\$0</b>	<b>\$0</b>	<b>\$65,000</b>	
<b>GPR SUPPORT</b>	<b>\$6,203,450</b>	<b>\$13,100</b>	<b>\$75,000</b>	<b>\$5,000</b>	<b>\$0</b>	<b>\$0</b>	<b>\$0</b>	<b>\$0</b>	<b>\$6,296,550</b>	
<b>F.T.E. STAFF</b>	<b>56.000</b>	<b>0.000</b>	<b>0.000</b>	<b>0.000</b>	<b>0.000</b>	<b>0.000</b>	<b>0.000</b>	<b>0.000</b>	<b>56.000</b>	

NARRATIVE INFORMATION ABOUT DECISION ITEMS SHOWN ABOVE		Expenditures	Revenue	GPR Support
<b>2021 BUDGET BASE</b>		\$6,273,450	\$70,000	\$6,203,450
DI #	SHER-ADMN-1 Contractual Account Line Adjustments			
DEPT	Increase contractual services expenditure account line Employee Assistance (SHRFADM 30974) \$3,100 from \$31,100 to \$34,200 and Physical/Psychological Testing (SHRFADM 31921) \$10,000 from \$50,000 to \$60,000.	\$13,100	\$0	\$13,100
EXEC	Approved as Requested	\$0	\$0	\$0
ADOPTED				\$0
	NET DI # SHER-ADMN-1	\$13,100	\$0	\$13,100

Dept:		Sheriff	42	Fund Name:		General Fund
Prgm:		Administration	110/00	Fund No.:		1110
NARRATIVE INFORMATION ABOUT DECISION ITEMS SHOWN ON PREVIOUS PAGE				Expenditures	Revenue	GPR Support
DI #	SHER-ADMN-2	Mental Wellness Assessment and Cultural Awareness Training				
DEPT	Request funding for Sheriff Office employee mental wellness counseling service and for cultural awareness training.			\$75,000	\$0	\$75,000
EXEC	Approved as Requested			\$0	\$0	\$0
ADOPTED						\$0
NET DI # SHER-ADMN-2				\$75,000	\$0	\$75,000
DI #	SHER-ADMN-3	Revenue Account Line Adjustment				
DEPT	Decrease revenue account line SHRFADM 80600, Miscellaneous, \$5,000 from \$45,000 to \$40,000.			\$0	(\$5,000)	\$5,000
EXEC	Approved as Requested			\$0	\$0	\$0
ADOPTED						\$0
NET DI # SHER-ADMN-3				\$0	(\$5,000)	\$5,000
<b>2021 EXECUTIVE BUDGET</b>				\$6,361,550	\$65,000	\$6,296,550

<b>Dept:</b> Sheriff	42	<b>DANE COUNTY</b>	<b>Fund Name:</b> General Fund
<b>Prgm:</b> Firearms Training Center	216/00		<b>Fund No:</b> 1110

**Mission:**  
 To provide firearms and other specialized training for county, state, local, and federal law enforcement and military personnel. To provide a facility for firearms safety programs for civilians in and around Dane County.

**Description:**  
 The Firearms Training Center in the Town of Westport has five firearms shooting ranges. Range One is designed for military small arms training and qualifications. Ranges Two and Three are designed for civilian law enforcement agencies to train and qualify with pistols and handguns. Range Four is designated for carbine and shotgun training and qualifications. Range Five is a tactical combat shooting range, designed to allow setup in a variety of situational and scenario programs. It allows not only for training and testing of psychomotor shooting skills, but decision-making skills as well. The facility also has a training building with multiple classrooms and training rooms for general and physical training programs, weapons and ammunition storage, firearms cleaning and armorer's rooms, and office space for facility staff. The Wisconsin Air National Guard uses the facility for training of general military personnel assigned to Truax Field, as well as the Air Security Police detachment.

	Actual 2019	Adopted 2020	2019 Carry Forward	Board Transfers	Budget As Modified	2020 YTD	Estimated 2020	Department Request
<b>PROGRAM EXPENDITURES</b>								
Personnel Costs	\$143,977	\$142,400	\$0	\$0	\$142,400	\$31,082	\$142,049	\$145,500
Operating Expenses	\$124,424	\$142,100	\$40,506	\$0	\$182,606	\$40,940	\$165,320	\$142,100
Contractual Services	\$4,924	\$11,100	\$0	\$0	\$11,100	\$0	\$7,100	\$10,800
Operating Capital	\$0	\$0	\$0	\$0	\$0	\$0	\$0	\$0
<b>TOTAL</b>	<b>\$273,326</b>	<b>\$295,600</b>	<b>\$40,506</b>	<b>\$0</b>	<b>\$336,106</b>	<b>\$72,022</b>	<b>\$314,469</b>	<b>\$298,400</b>
<b>PROGRAM REVENUE</b>								
Taxes	\$0	\$0	\$0	\$0	\$0	\$0	\$0	\$0
Intergovernmental Revenue	\$234,850	\$177,300	\$0	\$0	\$177,300	\$28,355	\$168,185	\$230,800
Licenses & Permits	\$0	\$0	\$0	\$0	\$0	\$0	\$0	\$0
Fines, Forfeits & Penalties	\$0	\$0	\$0	\$0	\$0	\$0	\$0	\$0
Public Charges for Services	\$35,229	\$58,900	\$0	\$0	\$58,900	\$240	\$23,900	\$24,700
Intergovernmental Charge for Services	\$0	\$0	\$0	\$0	\$0	\$0	\$0	\$0
Miscellaneous	\$0	\$0	\$0	\$0	\$0	\$0	\$0	\$0
Other Financing Sources	\$0	\$0	\$0	\$0	\$0	\$0	\$0	\$0
<b>TOTAL</b>	<b>\$270,079</b>	<b>\$236,200</b>	<b>\$0</b>	<b>\$0</b>	<b>\$236,200</b>	<b>\$28,595</b>	<b>\$192,085</b>	<b>\$255,500</b>
<b>GPR SUPPORT</b>	<b>\$3,247</b>	<b>\$59,400</b>			<b>\$99,906</b>			<b>\$42,900</b>
<b>F.T.E. STAFF</b>	<b>1.000</b>	<b>1.000</b>					<b>1.000</b>	<b>1.000</b>

<b>Dept:</b>	Sheriff	42							<b>Fund Name:</b>	General Fund
<b>Prgm:</b>	Firearms Training Center	216/00							<b>Fund No.:</b>	1110
<b>DI#</b>	<b>2021 Base</b>	<b>Net Decision Items</b>							<b>2021 Executive Budget</b>	
		<b>01</b>	<b>02</b>	<b>03</b>	<b>04</b>	<b>05</b>	<b>06</b>	<b>07</b>		
<b>PROGRAM EXPENDITURES</b>										
Personnel Costs	\$145,500	\$0	\$0	\$0	\$0	\$0	\$0	\$0	\$145,500	
Operating Expenses	\$142,100	\$0	\$0	\$0	\$0	\$0	\$0	\$0	\$142,100	
Contractual Services	\$10,800	\$0	\$0	\$0	\$0	\$0	\$0	\$0	\$10,800	
Operating Capital	\$0	\$0	\$0	\$0	\$0	\$0	\$0	\$0	\$0	
<b>TOTAL</b>	<b>\$298,400</b>	<b>\$0</b>	<b>\$0</b>	<b>\$0</b>	<b>\$0</b>	<b>\$0</b>	<b>\$0</b>	<b>\$0</b>	<b>\$298,400</b>	
<b>PROGRAM REVENUE</b>										
Taxes	\$0	\$0	\$0	\$0	\$0	\$0	\$0	\$0	\$0	
Intergovernmental Revenue	\$177,300	\$65,300	(\$11,800)	\$0	\$0	\$0	\$0	\$0	\$230,800	
Licenses & Permits	\$0	\$0	\$0	\$0	\$0	\$0	\$0	\$0	\$0	
Fines, Forfeits & Penalties	\$0	\$0	\$0	\$0	\$0	\$0	\$0	\$0	\$0	
Public Charges for Services	\$58,900	\$8,000	(\$42,200)	\$0	\$0	\$0	\$0	\$0	\$24,700	
Intergovernmental Charge for Services	\$0	\$0	\$0	\$0	\$0	\$0	\$0	\$0	\$0	
Miscellaneous	\$0	\$0	\$0	\$0	\$0	\$0	\$0	\$0	\$0	
Other Financing Sources	\$0	\$0	\$0	\$0	\$0	\$0	\$0	\$0	\$0	
<b>TOTAL</b>	<b>\$236,200</b>	<b>\$73,300</b>	<b>(\$54,000)</b>	<b>\$0</b>	<b>\$0</b>	<b>\$0</b>	<b>\$0</b>	<b>\$0</b>	<b>\$255,500</b>	
<b>GPR SUPPORT</b>	<b>\$62,200</b>	<b>(\$73,300)</b>	<b>\$54,000</b>	<b>\$0</b>	<b>\$0</b>	<b>\$0</b>	<b>\$0</b>	<b>\$0</b>	<b>\$42,900</b>	
<b>F.T.E. STAFF</b>	<b>1.000</b>	<b>0.000</b>	<b>0.000</b>	<b>0.000</b>	<b>0.000</b>	<b>0.000</b>	<b>0.000</b>	<b>0.000</b>	<b>1.000</b>	

<b>NARRATIVE INFORMATION ABOUT DECISION ITEMS SHOWN ABOVE</b>		<b>Expenditures</b>	<b>Revenue</b>	<b>GPR Support</b>
<b>2021 BUDGET BASE</b>		\$298,400	\$236,200	\$62,200
DI #	SHER-TRNG-1 Revenue Account Line Increase Adjustments			
DEPT	Increase the following revenue account lines: 720 Law Enforcement \$10,000, Hosted Training Revenue Course \$55,300, and Civilian Safety Programs (Hunter Sight-In) \$8,000.	\$0	\$73,300	(\$73,300)
EXEC	Approved as Requested	\$0	\$0	\$0
ADOPTED				\$0
NET DI # SHER-TRNG-1		\$0	\$73,300	(\$73,300)



<b>Dept:</b> Sheriff	42	<b>Fund Name:</b> General Fund
<b>Prgm:</b> Firearms Training Center	216/00	<b>Fund No.:</b> 1110

NARRATIVE INFORMATION ABOUT DECISION ITEMS SHOWN ON PREVIOUS PAGE		Expenditures	Revenue	GPR Support
DI #	SHER-TRNG-2 Revenue Account Line Decrease Adjustments			
DEPT	Decrease the following revenue account lines: Classroom Rental (\$15,500), Canteen Revenue (\$800), Range User Fees Firearms Training (\$3,100), Specialized Training Programs (\$25,900), and Intergovernmental Contracts (\$8,700).	\$0	(\$54,000)	\$54,000
EXEC	Approved as Requested	\$0	\$0	\$0
ADOPTED				\$0
	NET DI # SHER-TRNG-2	\$0	(\$54,000)	\$54,000

--	--	--	--	--

<b>2021 EXECUTIVE BUDGET</b>	\$298,400	\$255,500	\$42,900
------------------------------	-----------	-----------	----------

<b>Dept:</b>	Sheriff	42	<b>DANE COUNTY</b>	<b>Fund Name:</b>	General Fund
<b>Prgm:</b>	Support Services	218/00		<b>Fund No:</b>	1110

## Mission:

To provide effective support services necessary for the operation of the Sheriff's Office, Court System, District Attorney's Office, Coroner's Office, and other law enforcement agencies within Dane County.

## Description:

The Support Services Division provides court officer liaison between law enforcement agencies and the courts; executes according to law all processes, writs, and orders delivered for execution or services; manages all warrants initiated by the Sheriff or presented for service; transports prisoners to various institutions; arranges for extradition of prisoners; provides security services to the Court System; maintains and manages Sheriff's records and information systems; maintains security in the Courthouse and guards inmates in a temporary holding facility which can hold up to 50 inmates; and maintains all department vehicles. A crime laboratory provides photography and crime scene investigation services.

	Actual 2019	Adopted 2020	2019 Carry Forward	Board Transfers	Budget As Modified	2020 YTD	Estimated 2020	Department Request
<b>PROGRAM EXPENDITURES</b>								
Personnel Costs	\$11,208,198	\$12,697,300	\$0	\$0	\$12,697,300	\$3,476,728	\$12,446,553	\$12,513,300
Operating Expenses	\$1,430,507	\$1,587,100	\$25,866	\$0	\$1,612,966	\$340,739	\$1,331,524	\$1,604,100
Contractual Services	\$517,304	\$658,500	\$28,094	\$0	\$686,594	\$357,573	\$682,322	\$690,900
Operating Capital	\$5,687	\$0	\$0	\$0	\$0	\$0	\$0	\$0
<b>TOTAL</b>	<b>\$13,161,697</b>	<b>\$14,942,900</b>	<b>\$53,960</b>	<b>\$0</b>	<b>\$14,996,860</b>	<b>\$4,175,040</b>	<b>\$14,460,399</b>	<b>\$14,808,300</b>
<b>PROGRAM REVENUE</b>								
Taxes	\$0	\$0	\$0	\$0	\$0	\$0	\$0	\$0
Intergovernmental Revenue	\$619,895	\$632,950	\$0	\$0	\$632,950	\$60,183	\$632,950	\$682,950
Licenses & Permits	\$0	\$0	\$0	\$0	\$0	\$0	\$0	\$0
Fines, Forfeits & Penalties	\$0	\$0	\$0	\$0	\$0	\$0	\$0	\$0
Public Charges for Services	\$311,255	\$326,530	\$0	\$0	\$326,530	\$72,426	\$311,457	\$326,530
Intergovernmental Charge for Services	\$0	\$0	\$0	\$0	\$0	\$0	\$0	\$0
Miscellaneous	\$53,186	\$87,000	\$0	\$0	\$87,000	\$40,828	\$87,000	\$87,000
Other Financing Sources	\$0	\$0	\$0	\$0	\$0	\$0	\$0	\$0
<b>TOTAL</b>	<b>\$984,335</b>	<b>\$1,046,480</b>	<b>\$0</b>	<b>\$0</b>	<b>\$1,046,480</b>	<b>\$173,437</b>	<b>\$1,031,407</b>	<b>\$1,096,480</b>
<b>GPR SUPPORT</b>	<b>\$12,177,362</b>	<b>\$13,896,420</b>			<b>\$13,950,380</b>			<b>\$13,711,820</b>
<b>F.T.E. STAFF</b>	<b>93.000</b>	<b>98.500</b>					<b>98.500</b>	<b>98.500</b>

<b>Dept:</b>	Sheriff	42							<b>Fund Name:</b>	General Fund
<b>Prgm:</b>	Support Services	218/00							<b>Fund No.:</b>	1110
<b>DI#</b>	<b>2021 Base</b>	<b>Net Decision Items</b>							<b>2021 Executive Budget</b>	
		<b>01</b>	<b>02</b>	<b>03</b>	<b>04</b>	<b>05</b>	<b>06</b>	<b>07</b>		
<b>PROGRAM EXPENDITURES</b>										
Personnel Costs	\$12,513,300	\$0	\$0	\$0	\$0	\$0	\$0	\$0	\$12,513,300	
Operating Expenses	\$1,587,100	\$17,000	\$0	\$0	\$0	\$0	\$0	\$0	\$1,604,100	
Contractual Services	\$652,900	\$38,000	\$0	\$0	\$0	\$0	\$0	\$0	\$690,900	
Operating Capital	\$0	\$0	\$0	\$0	\$0	\$0	\$0	\$0	\$0	
<b>TOTAL</b>	<b>\$14,753,300</b>	<b>\$55,000</b>	<b>\$0</b>	<b>\$0</b>	<b>\$0</b>	<b>\$0</b>	<b>\$0</b>	<b>\$0</b>	<b>\$14,808,300</b>	
<b>PROGRAM REVENUE</b>										
Taxes	\$0	\$0	\$0	\$0	\$0	\$0	\$0	\$0	\$0	
Intergovernmental Revenue	\$632,950	\$0	\$50,000	\$0	\$0	\$0	\$0	\$0	\$682,950	
Licenses & Permits	\$0	\$0	\$0	\$0	\$0	\$0	\$0	\$0	\$0	
Fines, Forfeits & Penalties	\$0	\$0	\$0	\$0	\$0	\$0	\$0	\$0	\$0	
Public Charges for Services	\$326,530	\$0	\$0	\$0	\$0	\$0	\$0	\$0	\$326,530	
Intergovernmental Charge for Services	\$0	\$0	\$0	\$0	\$0	\$0	\$0	\$0	\$0	
Miscellaneous	\$87,000	\$0	\$0	\$0	\$0	\$0	\$0	\$0	\$87,000	
Other Financing Sources	\$0	\$0	\$0	\$0	\$0	\$0	\$0	\$0	\$0	
<b>TOTAL</b>	<b>\$1,046,480</b>	<b>\$0</b>	<b>\$50,000</b>	<b>\$0</b>	<b>\$0</b>	<b>\$0</b>	<b>\$0</b>	<b>\$0</b>	<b>\$1,096,480</b>	
<b>GPR SUPPORT</b>	<b>\$13,706,820</b>	<b>\$55,000</b>	<b>(\$50,000)</b>	<b>\$0</b>	<b>\$0</b>	<b>\$0</b>	<b>\$0</b>	<b>\$0</b>	<b>\$13,711,820</b>	
<b>F.T.E. STAFF</b>	<b>98.500</b>	<b>0.000</b>	<b>0.000</b>	<b>0.000</b>	<b>0.000</b>	<b>0.000</b>	<b>0.000</b>	<b>0.000</b>	<b>98.500</b>	

<b>NARRATIVE INFORMATION ABOUT DECISION ITEMS SHOWN ABOVE</b>		Expenditures	Revenue	GPR Support
<b>2021 BUDGET BASE</b>		\$14,753,300	\$1,046,480	\$13,706,820
DI #	SHER-SUPT-1 Operating and Contractual Account Line Adjustments			
DEPT	Increase the following account lines: Telephone (SHRFSUP 22736) \$17,000 from \$194,700 to \$211,000; and Hardware Software Maintenance (SHRFSUP 31132) \$38,000 from \$461,800 to \$499,800.	\$55,000	\$0	\$55,000
EXEC	Approved as Requested	\$0	\$0	\$0
ADOPTED				\$0
NET DI # SHER-SUPT-1		\$55,000	\$0	\$55,000

<b>Dept:</b>	Sheriff	42	<b>Fund Name:</b>	General Fund
<b>Prgm:</b>	Support Services	218/00	<b>Fund No.:</b>	1110

NARRATIVE INFORMATION ABOUT DECISION ITEMS SHOWN ON PREVIOUS PAGE			Expenditures	Revenue	GPR Support
DI #	SHER-SUPT-2	Revenue Account Line Adjustment			
DEPT	Increase revenue account line 4D Program Revenue (SHRFSUP 80480) \$50,000 from \$260,000 to \$310,000.		\$0	\$50,000	(\$50,000)
EXEC	Approved as Requested		\$0	\$0	\$0
ADOPTED					\$0
NET DI # SHER-SUPT-2			\$0	\$50,000	(\$50,000)

--	--	--

<b>2021 EXECUTIVE BUDGET</b>	\$14,808,300	\$1,096,480	\$13,711,820
------------------------------	--------------	-------------	--------------

<b>Dept:</b>	Sheriff	42	<b>DANE COUNTY</b>	<b>Fund Name:</b>	General Fund
<b>Prgm:</b>	Security Services	220/00		<b>Fund No:</b>	1110

**Mission:**  
 To provide a safe, secure and humane environment for individuals committed to the Sheriff's custody, treating those individuals firmly, but with respect and dignity. To provide legal operation of the Dane County Jail within the guidelines provided by Wisconsin State Statutes and the Wisconsin Department of Corrections.

**Description:**  
 The Security Services Division is responsible for the operation of a maximum security jail located on the 6th and 7th floors of the City-County Building, a minimum security jail located in the Ferris Center, 2120 Rimrock Road, and the Public Safety Building Jail, 115 West Doty Street, which is a maximum security intake center on the first floor and a medium security jail on the upper floors. The Division holds pre-trial detainees for all law enforcement agencies in Dane County, houses sentenced prisoners, and administers the work release program. The Division also maintains a jail diversion program monitored by deputies, as well as a volunteer inmate program where inmates donate their time to various community projects.

	Actual 2019	Adopted 2020	2019 Carry Forward	Board Transfers	Budget As Modified	2020 YTD	Estimated 2020	Department Request
<b>PROGRAM EXPENDITURES</b>								
Personnel Costs	\$30,620,742	\$30,001,700	\$0	\$0	\$30,001,700	\$9,058,602	\$31,789,722	\$32,294,800
Operating Expenses	\$556,105	\$615,100	\$267,635	\$10,000	\$892,735	\$210,839	\$901,641	\$631,100
Contractual Services	\$8,909,038	\$9,919,663	\$0	\$45,635	\$9,965,298	\$2,471,461	\$9,856,123	\$9,981,926
Operating Capital	\$0	\$0	\$0	\$0	\$0	\$0	\$0	\$0
<b>TOTAL</b>	<b>\$40,085,884</b>	<b>\$40,536,463</b>	<b>\$267,635</b>	<b>\$55,635</b>	<b>\$40,859,733</b>	<b>\$11,740,902</b>	<b>\$42,547,486</b>	<b>\$42,907,826</b>
<b>PROGRAM REVENUE</b>								
Taxes	\$0	\$0	\$0	\$0	\$0	\$0	\$0	\$0
Intergovernmental Revenue	\$1,789,608	\$1,266,800	\$0	\$10,000	\$1,276,800	\$394,073	\$1,245,300	\$1,668,500
Licenses & Permits	\$0	\$0	\$0	\$0	\$0	\$0	\$0	\$0
Fines, Forfeits & Penalties	\$508,254	\$520,600	\$0	\$0	\$520,600	\$115,098	\$405,979	\$520,600
Public Charges for Services	\$3,478,462	\$3,175,150	\$0	\$45,635	\$3,220,785	\$952,543	\$3,120,368	\$3,524,200
Intergovernmental Charge for Services	\$0	\$0	\$0	\$0	\$0	\$0	\$0	\$0
Miscellaneous	\$1,196	\$0	\$0	\$0	\$0	\$422	\$312	\$0
Other Financing Sources	\$0	\$0	\$0	\$0	\$0	\$0	\$0	\$0
<b>TOTAL</b>	<b>\$5,777,519</b>	<b>\$4,962,550</b>	<b>\$0</b>	<b>\$55,635</b>	<b>\$5,018,185</b>	<b>\$1,462,137</b>	<b>\$4,771,959</b>	<b>\$5,713,300</b>
<b>GPR SUPPORT</b>	<b>\$34,308,365</b>	<b>\$35,573,913</b>			<b>\$35,841,548</b>			<b>\$37,194,526</b>
<b>F.T.E. STAFF</b>	<b>271.000</b>	<b>274.000</b>					<b>274.000</b>	<b>274.000</b>

Dept: Sheriff		42							Fund Name: General Fund	
Prgm: Security Services		220/00							Fund No.: 1110	
DI#	2021 Base	Net Decision Items							2021 Executive Budget	
		01	02	03	04	05	06	07		
<b>PROGRAM EXPENDITURES</b>										
Personnel Costs	\$32,294,800	\$0	\$0	\$0	\$0	\$0	\$0	\$0	\$32,294,800	
Operating Expenses	\$615,100	\$16,000	\$0	\$0	\$0	\$0	\$0	\$0	\$631,100	
Contractual Services	\$9,889,963	\$91,963	\$0	\$0	\$0	\$0	\$0	\$0	\$9,981,926	
Operating Capital	\$0	\$0	\$0	\$0	\$0	\$0	\$0	\$0	\$0	
<b>TOTAL</b>	<b>\$42,799,863</b>	<b>\$107,963</b>	<b>\$0</b>	<b>\$0</b>	<b>\$0</b>	<b>\$0</b>	<b>\$0</b>	<b>\$0</b>	<b>\$42,907,826</b>	
<b>PROGRAM REVENUE</b>										
Taxes	\$0	\$0	\$0	\$0	\$0	\$0	\$0	\$0	\$0	
Intergovernmental Revenue	\$1,266,800	\$0	(\$8,500)	\$410,200	\$0	\$0	\$0	\$0	\$1,668,500	
Licenses & Permits	\$0	\$0	\$0	\$0	\$0	\$0	\$0	\$0	\$0	
Fines, Forfeits & Penalties	\$520,600	\$0	\$0	\$0	\$0	\$0	\$0	\$0	\$520,600	
Public Charges for Services	\$3,175,150	\$0	(\$48,750)	\$397,800	\$0	\$0	\$0	\$0	\$3,524,200	
Intergovernmental Charge for Services	\$0	\$0	\$0	\$0	\$0	\$0	\$0	\$0	\$0	
Miscellaneous	\$0	\$0	\$0	\$0	\$0	\$0	\$0	\$0	\$0	
Other Financing Sources	\$0	\$0	\$0	\$0	\$0	\$0	\$0	\$0	\$0	
<b>TOTAL</b>	<b>\$4,962,550</b>	<b>\$0</b>	<b>(\$57,250)</b>	<b>\$808,000</b>	<b>\$0</b>	<b>\$0</b>	<b>\$0</b>	<b>\$0</b>	<b>\$5,713,300</b>	
<b>GPR SUPPORT</b>	<b>\$37,837,313</b>	<b>\$107,963</b>	<b>\$57,250</b>	<b>(\$808,000)</b>	<b>\$0</b>	<b>\$0</b>	<b>\$0</b>	<b>\$0</b>	<b>\$37,194,526</b>	
<b>F.T.E. STAFF</b>	<b>274.000</b>	<b>0.000</b>	<b>0.000</b>	<b>0.000</b>	<b>0.000</b>	<b>0.000</b>	<b>0.000</b>	<b>0.000</b>	<b>274.000</b>	

NARRATIVE INFORMATION ABOUT DECISION ITEMS SHOWN ABOVE				Expenditures	Revenue	GPR Support
<b>2021 BUDGET BASE</b>				\$42,799,863	\$4,962,550	\$37,837,313
DI #	SHER-SECR-1 Operating and Contractual Account Line Adjustments					
DEPT	Increase operating and contractual account lines Medical Services POS \$179,545, Purchase of Food Service \$100,400, Security Quarterly Maintenance \$1,718, and State Criminal Alien Assistance Expenditure \$16,000. Decrease contractual account line Laundry POS (\$41,700), Electric Monitoring CAMP (\$50,000), Electronic Monitoring PATH (\$65,000), and Lexipol (\$33,000).			\$107,963	\$0	\$107,963
EXEC	Approved as Requested			\$0	\$0	\$0
ADOPTED						\$0
NET DI # SHER-SECR-1				\$107,963	\$0	\$107,963

<b>Dept:</b>	Sheriff	42	<b>Fund Name:</b>	General Fund	
<b>Prgm:</b>	Security Services	220/00	<b>Fund No.:</b>	1110	
<b>NARRATIVE INFORMATION ABOUT DECISION ITEMS SHOWN ON PREVIOUS PAGE</b>			<b>Expenditures</b>	<b>Revenue</b>	<b>GPR Support</b>
DI #	SHER-SECR-2	Revenue Decrease Account Line Adjustments			
DEPT	Decrease the following revenue account lines: SSA Intelligible Recipients (\$8,500), Jail Transfer Fee (\$4,350), Vending and Commissary (\$15,000), and Electronic Monitoring Fee-CAMP (\$29,400).		\$0	(\$57,250)	\$57,250
EXEC	Approved as Requested		\$0	\$0	\$0
ADOPTED					\$0
NET DI # SHER-SECR-2			\$0	(\$57,250)	\$57,250
DI #	SHER-SECR-3	Revenue Increase Account Line Adjustments			
DEPT	Increase the following revenue account lines: Prisoner Board \$5,900, State Criminal Alien Assistance \$85,500, Prisoner Board Federal \$397,800, Prisoner Board DOC \$277,700, and Housing State Probation/Parole Hold \$41,100.		\$0	\$808,000	(\$808,000)
EXEC	Approved as Requested		\$0	\$0	\$0
ADOPTED					\$0
NET DI # SHER-SECR-3			\$0	\$808,000	(\$808,000)
<b>2021 EXECUTIVE BUDGET</b>			\$42,907,826	\$5,713,300	\$37,194,526

<b>Dept:</b>	Sheriff	42	<b>DANE COUNTY</b>				<b>Fund Name:</b>	General Fund
<b>Prgm:</b>	Field Services	222/00					<b>Fund No:</b>	1110
<p>Mission:</p> <p>To provide prompt response to all community calls for assistance, enforce state and county laws, assist in prosecution of offenders, and aid other law enforcement agencies whenever possible.</p> <p>Description:</p> <p>The Field Services Division, serving county residents from three decentralized precinct locations, is responsible for primary response and follow-up to all calls for assistance received from Dane County residents; promoting highway safety; providing emergency care to accident victims; investigating crimes; aiding in the prosecution of offenders; providing explosive and tactical response assistance; providing water rescue and recovery services; and participating in arson investigations.</p>								
	Actual 2019	Adopted 2020	2019 Carry Forward	Board Transfers	Budget As Modified	2020 YTD	Estimated 2020	Department Request
<b>PROGRAM EXPENDITURES</b>								
Personnel Costs	\$20,541,451	\$20,823,430	\$158,591	\$8,106	\$20,990,127	\$6,516,051	\$21,746,541	\$21,180,200
Operating Expenses	\$424,426	\$279,120	\$97,413	\$9,857	\$386,390	\$65,006	\$359,210	\$277,800
Contractual Services	\$650,519	\$471,411	\$118,849	\$0	\$590,260	\$100,000	\$590,246	\$453,211
Operating Capital	\$50,000	\$0	\$95,000	\$0	\$95,000	\$0	\$95,000	\$0
<b>TOTAL</b>	<b>\$21,666,396</b>	<b>\$21,573,961</b>	<b>\$469,854</b>	<b>\$17,963</b>	<b>\$22,061,778</b>	<b>\$6,681,057</b>	<b>\$22,790,997</b>	<b>\$21,911,211</b>
<b>PROGRAM REVENUE</b>								
Taxes	\$0	\$0	\$0	\$0	\$0	\$0	\$0	\$0
Intergovernmental Revenue	\$5,093,433	\$4,525,511	\$398,153	\$43,790	\$4,967,454	\$1,180,142	\$4,850,351	\$4,701,111
Licenses & Permits	\$0	\$0	\$0	\$0	\$0	\$0	\$0	\$0
Fines, Forfeits & Penalties	\$607	\$1,200	\$0	\$0	\$1,200	\$137	\$323	\$1,000
Public Charges for Services	\$23,221	\$33,600	\$0	\$0	\$33,600	\$6,893	\$23,184	\$30,300
Intergovernmental Charge for Services	\$0	\$0	\$0	\$0	\$0	\$0	\$0	\$0
Miscellaneous	\$209	\$0	\$0	\$0	\$0	\$0	\$0	\$0
Other Financing Sources	\$0	\$0	\$0	\$0	\$0	\$0	\$0	\$0
<b>TOTAL</b>	<b>\$5,117,471</b>	<b>\$4,560,311</b>	<b>\$398,153</b>	<b>\$43,790</b>	<b>\$5,002,254</b>	<b>\$1,187,171</b>	<b>\$4,873,858</b>	<b>\$4,732,411</b>
<b>GPR SUPPORT</b>	<b>\$16,548,925</b>	<b>\$17,013,650</b>			<b>\$17,059,523</b>			<b>\$17,178,800</b>
<b>F.T.E. STAFF</b>	<b>149.500</b>	<b>151.500</b>					<b>151.500</b>	<b>151.500</b>



<b>Dept:</b>	Sheriff	42							<b>Fund Name:</b>	General Fund
<b>Prgm:</b>	Field Services	222/00							<b>Fund No.:</b>	1110
	2021	<b>Net Decision Items</b>							2021 Executive	
<b>DI#</b>	<b>Base</b>	<b>01</b>	<b>02</b>	<b>03</b>	<b>04</b>	<b>05</b>	<b>06</b>	<b>07</b>	<b>Budget</b>	
<b>PROGRAM EXPENDITURES</b>										
Personnel Costs	\$21,180,200	\$0	\$0	\$0	\$0	\$0	\$0	\$0	\$21,180,200	
Operating Expenses	\$279,120	(\$1,320)	\$0	\$0	\$0	\$0	\$0	\$0	\$277,800	
Contractual Services	\$453,211	\$0	\$0	\$0	\$0	\$0	\$0	\$0	\$453,211	
Operating Capital	\$0	\$0	\$0	\$0	\$0	\$0	\$0	\$0	\$0	
<b>TOTAL</b>	<b>\$21,912,531</b>	<b>(\$1,320)</b>	<b>\$0</b>	<b>\$0</b>	<b>\$0</b>	<b>\$0</b>	<b>\$0</b>	<b>\$0</b>	<b>\$21,911,211</b>	
<b>PROGRAM REVENUE</b>										
Taxes	\$0	\$0	\$0	\$0	\$0	\$0	\$0	\$0	\$0	
Intergovernmental Revenue	\$4,525,511	\$0	\$183,100	(\$19,500)	\$12,000	\$0	\$0	\$0	\$4,701,111	
Licenses & Permits	\$0	\$0	\$0	\$0	\$0	\$0	\$0	\$0	\$0	
Fines, Forfeits & Penalties	\$1,200	\$0	\$0	(\$200)	\$0	\$0	\$0	\$0	\$1,000	
Public Charges for Services	\$33,600	\$0	\$0	(\$3,300)	\$0	\$0	\$0	\$0	\$30,300	
Intergovernmental Charge for Services	\$0	\$0	\$0	\$0	\$0	\$0	\$0	\$0	\$0	
Miscellaneous	\$0	\$0	\$0	\$0	\$0	\$0	\$0	\$0	\$0	
Other Financing Sources	\$0	\$0	\$0	\$0	\$0	\$0	\$0	\$0	\$0	
<b>TOTAL</b>	<b>\$4,560,311</b>	<b>\$0</b>	<b>\$183,100</b>	<b>(\$23,000)</b>	<b>\$12,000</b>	<b>\$0</b>	<b>\$0</b>	<b>\$0</b>	<b>\$4,732,411</b>	
<b>GPR SUPPORT</b>	<b>\$17,352,220</b>	<b>(\$1,320)</b>	<b>(\$183,100)</b>	<b>\$23,000</b>	<b>(\$12,000)</b>	<b>\$0</b>	<b>\$0</b>	<b>\$0</b>	<b>\$17,178,800</b>	
<b>F.T.E. STAFF</b>	<b>151.500</b>	<b>0.000</b>	<b>0.000</b>	<b>0.000</b>	<b>0.000</b>	<b>0.000</b>	<b>0.000</b>	<b>0.000</b>	<b>151.500</b>	

<b>NARRATIVE INFORMATION ABOUT DECISION ITEMS SHOWN ABOVE</b>		Expenditures	Revenue	GPR Support
<b>2021 BUDGET BASE</b>		\$21,912,531	\$4,560,311	\$17,352,220
DI #	SHER-FELD-1 Operating Expenditure Account Line Adjustments			
DEPT	Decrease the following operating account lines: SHRFFLD 22646 Travel Expense (\$1,200) from \$1,200 to \$0 and SHRFFLD 22736 Telephone (\$200) from \$200 to \$0.	(\$1,320)	\$0	(\$1,320)
EXEC	Approved as Requested	\$0	\$0	\$0
ADOPTED				\$0
	NET DI # SHER-FELD-1	(\$1,320)	\$0	(\$1,320)

Dept: Sheriff		42	Fund Name: General Fund		
Prgm: Field Services		222/00	Fund No.: 1110		
NARRATIVE INFORMATION ABOUT DECISION ITEMS SHOWN ON PREVIOUS PAGE			Expenditures	Revenue	GPR Support
DI #	SHER-FELD-2	Revenue Account Line Increase Adjustments			
DEPT	Increase revenue account lines: Pleasant Springs \$1,000, Dunkirk \$2,100, Dane Westport \$7,400, Burk \$6,200, Interagency Albion \$2,400, Freeway Srvc Ptrl \$5,000, Interagency Bristol \$6,200, Airport Security \$18,000, Interagency Rockdale \$8,400, Expo Center Security \$1,000, Interagency Verona \$4,000, Village of Blackearth \$2,800, Village of Cambridge \$36,400, Town of Windsor \$37,300, Town of Dunn \$10,300,		\$0	\$183,100	(\$183,100)
EXEC	Approved as Requested		\$0	\$0	\$0
ADOPTED					\$0
NET DI # SHER-FELD-2			\$0	\$183,100	(\$183,100)
DI #	SHER-FELD-3	Revenue Account Line Decrease Adjustments			
DEPT	Decrease the following revenue account lines: Boat Patrol (\$14,500), OWI Blood Draw (\$200), Snowmobile Patrol (\$900), Town of Middleton (\$4,100), Inspection Fees Revenue (\$3,300).		\$0	(\$23,000)	\$23,000
EXEC	Approved as Requested		\$0	\$0	\$0
ADOPTED					\$0
NET DI # SHER-FELD-3			\$0	(\$23,000)	\$23,000
DI #	SHER-FELD-4	Adjust Revenue Budget per 2019 Resolution-452			
DEPT	Adjust revenue budget account lines as follows: increase Village of Windsor revenue (SHRFFLD 80584) \$151,100; and decrease Village of Mazomanie revenue (SHRFFLD 80587) (\$139,100).		\$0	\$12,000	(\$12,000)
EXEC	Approved as Requested		\$0	\$0	\$0
ADOPTED					\$0
NET DI # SHER-FELD-4			\$0	\$12,000	(\$12,000)
<b>2021 EXECUTIVE BUDGET</b>			\$21,911,211	\$4,732,411	\$17,178,800

<b>Dept:</b>	Sheriff	42	<b>DANE COUNTY</b>	<b>Fund Name:</b>	General Fund
<b>Prgm:</b>	Traffic Patrol Services	223/00		<b>Fund No:</b>	1110


Mission:  
 To provide a focused traffic enforcement effort that will create a safer traffic environment for all commuters in Dane County, through compliance with current traffic laws.

Description:  
 The Traffic Patrol Services Division, serving county residents, will be responsible for focused traffic enforcement on State and County roads in Dane County.

	Actual 2019	Adopted 2020	2019 Carry Forward	Board Transfers	Budget As Modified	2020 YTD	Estimated 2020	Department Request
<b>PROGRAM EXPENDITURES</b>								
Personnel Costs	\$656,522	\$571,800	\$0	\$0	\$571,800	\$227,698	\$625,972	\$607,900
Operating Expenses	\$2,657	\$7,000	\$0	\$0	\$7,000	\$0	\$3,000	\$7,000
Contractual Services	\$5,600	\$8,300	\$0	\$0	\$8,300	\$0	\$8,300	\$5,600
Operating Capital	\$0	\$0	\$0	\$0	\$0	\$0	\$0	\$0
<b>TOTAL</b>	<b>\$664,778</b>	<b>\$587,100</b>	<b>\$0</b>	<b>\$0</b>	<b>\$587,100</b>	<b>\$227,698</b>	<b>\$637,272</b>	<b>\$620,500</b>
<b>PROGRAM REVENUE</b>								
Taxes	\$0	\$0	\$0	\$0	\$0	\$0	\$0	\$0
Intergovernmental Revenue	\$0	\$0	\$0	\$0	\$0	\$0	\$0	\$0
Licenses & Permits	\$0	\$0	\$0	\$0	\$0	\$0	\$0	\$0
Fines, Forfeits & Penalties	\$0	\$0	\$0	\$0	\$0	\$0	\$0	\$0
Public Charges for Services	\$0	\$0	\$0	\$0	\$0	\$0	\$0	\$0
Intergovernmental Charge for Services	\$0	\$0	\$0	\$0	\$0	\$0	\$0	\$0
Miscellaneous	\$0	\$0	\$0	\$0	\$0	\$0	\$0	\$0
Other Financing Sources	\$0	\$0	\$0	\$0	\$0	\$0	\$0	\$0
<b>TOTAL</b>	<b>\$0</b>	<b>\$0</b>	<b>\$0</b>	<b>\$0</b>	<b>\$0</b>	<b>\$0</b>	<b>\$0</b>	<b>\$0</b>
<b>GPR SUPPORT</b>	<b>\$664,778</b>	<b>\$587,100</b>			<b>\$587,100</b>			<b>\$620,500</b>
<b>F.T.E. STAFF</b>	<b>5.500</b>	<b>5.500</b>					<b>5.500</b>	<b>5.500</b>

<b>Dept:</b>	Sheriff	42							<b>Fund Name:</b>	General Fund
<b>Prgm:</b>	Traffic Patrol Services	223/00							<b>Fund No.:</b>	1110
<b>DI#</b>	NONE	2021 Base	<b>Net Decision Items</b>							2021 Executive Budget
			<b>01</b>	<b>02</b>	<b>03</b>	<b>04</b>	<b>05</b>	<b>06</b>	<b>07</b>	
<b>PROGRAM EXPENDITURES</b>										
	Personnel Costs	\$607,900	\$0	\$0	\$0	\$0	\$0	\$0	\$0	\$607,900
	Operating Expenses	\$7,000	\$0	\$0	\$0	\$0	\$0	\$0	\$0	\$7,000
	Contractual Services	\$5,600	\$0	\$0	\$0	\$0	\$0	\$0	\$0	\$5,600
	Operating Capital	\$0	\$0	\$0	\$0	\$0	\$0	\$0	\$0	\$0
	<b>TOTAL</b>	<b>\$620,500</b>	<b>\$0</b>	<b>\$0</b>	<b>\$0</b>	<b>\$0</b>	<b>\$0</b>	<b>\$0</b>	<b>\$0</b>	<b>\$620,500</b>
<b>PROGRAM REVENUE</b>										
	Taxes	\$0	\$0	\$0	\$0	\$0	\$0	\$0	\$0	\$0
	Intergovernmental Revenue	\$0	\$0	\$0	\$0	\$0	\$0	\$0	\$0	\$0
	Licenses & Permits	\$0	\$0	\$0	\$0	\$0	\$0	\$0	\$0	\$0
	Fines, Forfeits & Penalties	\$0	\$0	\$0	\$0	\$0	\$0	\$0	\$0	\$0
	Public Charges for Services	\$0	\$0	\$0	\$0	\$0	\$0	\$0	\$0	\$0
	Intergovernmental Charge for Services	\$0	\$0	\$0	\$0	\$0	\$0	\$0	\$0	\$0
	Miscellaneous	\$0	\$0	\$0	\$0	\$0	\$0	\$0	\$0	\$0
	Other Financing Sources	\$0	\$0	\$0	\$0	\$0	\$0	\$0	\$0	\$0
	<b>TOTAL</b>	<b>\$0</b>	<b>\$0</b>	<b>\$0</b>	<b>\$0</b>	<b>\$0</b>	<b>\$0</b>	<b>\$0</b>	<b>\$0</b>	<b>\$0</b>
<b>GPR SUPPORT</b>		<b>\$620,500</b>	<b>\$0</b>	<b>\$0</b>	<b>\$0</b>	<b>\$0</b>	<b>\$0</b>	<b>\$0</b>	<b>\$0</b>	<b>\$620,500</b>
<b>F.T.E. STAFF</b>		<b>5.500</b>	<b>0.000</b>	<b>0.000</b>	<b>0.000</b>	<b>0.000</b>	<b>0.000</b>	<b>0.000</b>	<b>0.000</b>	<b>5.500</b>

<b>NARRATIVE INFORMATION ABOUT DECISION ITEMS SHOWN ABOVE</b>			Expenditures	Revenue	GPR Support
<b>2021 BUDGET BASE</b>			\$620,500	\$0	\$620,500
<b>2021 EXECUTIVE BUDGET</b>			\$620,500	\$0	\$620,500



<b>Dept:</b>	Public Safety Communications	45	<b>DANE COUNTY</b>	<b>Fund Name:</b>	General Fund
<b>Prgm:</b>	Public Safety Communications	000/00		<b>Fund No:</b>	1110

**Mission:**

The mission of Dane County Public Safety Communications is to coordinate efficient and effective communications between the people of Dane County and the responding law enforcement, fire & emergency medical services.

**Description:**

Dane County and the City of Madison have adopted a policy which establishes a County-operated consolidated dispatch center, using computer aided dispatch and enhanced 9-1-1. A staff of 95 operate this center to provide quality public safety communications services for 83 user agencies and all of the visitors to, and residents of, Dane County.

	Actual 2019	Adopted 2020	2019 Carry Forward	Board Transfers	Budget As Modified	2020 YTD	Estimated 2020	Department Request
<b>PROGRAM EXPENDITURES</b>								
Personnel Costs	\$9,256,207	\$9,500,730	\$0	\$0	\$9,500,730	\$2,693,326	\$9,411,930	\$9,768,600
Operating Expenses	\$274,302	\$305,507	\$1,014	\$0	\$306,521	\$115,756	\$330,871	\$347,470
Contractual Services	\$598,641	\$1,034,957	\$7,951	\$0	\$1,042,908	\$692,522	\$1,255,192	\$1,042,559
Operating Capital	\$0	\$0	\$0	\$0	\$0	\$0	\$0	\$0
<b>TOTAL</b>	<b>\$10,129,151</b>	<b>\$10,841,194</b>	<b>\$8,965</b>	<b>\$0</b>	<b>\$10,850,159</b>	<b>\$3,501,604</b>	<b>\$10,997,993</b>	<b>\$11,158,629</b>
<b>PROGRAM REVENUE</b>								
Taxes	\$0	\$0	\$0	\$0	\$0	\$0	\$0	\$0
Intergovernmental Revenue	\$49,998	\$0	\$0	\$0	\$0	\$24,999	\$24,999	\$0
Licenses & Permits	\$0	\$0	\$0	\$0	\$0	\$0	\$0	\$0
Fines, Forfeits & Penalties	\$0	\$0	\$0	\$0	\$0	\$0	\$0	\$0
Public Charges for Services	\$60,772	\$45,800	\$0	\$0	\$45,800	\$20,584	\$62,165	\$68,600
Intergovernmental Charge for Services	\$0	\$0	\$0	\$0	\$0	\$0	\$0	\$0
Miscellaneous	\$11,946	\$0	\$0	\$0	\$0	\$0	\$0	\$0
Other Financing Sources	\$0	\$0	\$0	\$0	\$0	\$0	\$0	\$0
<b>TOTAL</b>	<b>\$122,716</b>	<b>\$45,800</b>	<b>\$0</b>	<b>\$0</b>	<b>\$45,800</b>	<b>\$45,583</b>	<b>\$87,164</b>	<b>\$68,600</b>
<b>GPR SUPPORT</b>	<b>\$10,006,435</b>	<b>\$10,795,394</b>			<b>\$10,804,359</b>			<b>\$11,090,029</b>
<b>F.T.E. STAFF</b>	<b>95.100</b>	<b>91.100</b>					<b>91.100</b>	<b>91.100</b>

<b>Dept:</b>	Public Safety Communications	45							<b>Fund Name:</b>	General Fund
<b>Prgm:</b>	Public Safety Communications	000/00							<b>Fund No.:</b>	1110
	2021	<b>Net Decision Items</b>							2021 Executive	
<b>DI#</b>	<b>Base</b>	<b>01</b>	<b>02</b>	<b>03</b>	<b>04</b>	<b>05</b>	<b>06</b>	<b>07</b>	<b>Budget</b>	
<b>PROGRAM EXPENDITURES</b>										
Personnel Costs	\$9,697,000	\$0	\$0	\$0	\$71,600	\$0	\$0	\$0	\$9,768,600	
Operating Expenses	\$305,507	(\$5,000)	\$0	(\$712)	\$0	\$0	\$47,675	\$0	\$347,470	
Contractual Services	\$1,040,357	\$19,200	(\$22,000)	\$5,002	\$0	\$0	\$0	\$0	\$1,042,559	
Operating Capital	\$0	\$0	\$0	\$0	\$0	\$0	\$0	\$0	\$0	
<b>TOTAL</b>	<b>\$11,042,864</b>	<b>\$14,200</b>	<b>(\$22,000)</b>	<b>\$4,290</b>	<b>\$71,600</b>	<b>\$0</b>	<b>\$47,675</b>	<b>\$0</b>	<b>\$11,158,629</b>	
<b>PROGRAM REVENUE</b>										
Taxes	\$0	\$0	\$0	\$0	\$0	\$0	\$0	\$0	\$0	
Intergovernmental Revenue	\$0	\$0	\$0	\$0	\$0	\$0	\$0	\$0	\$0	
Licenses & Permits	\$0	\$0	\$0	\$0	\$0	\$0	\$0	\$0	\$0	
Fines, Forfeits & Penalties	\$0	\$0	\$0	\$0	\$0	\$0	\$0	\$0	\$0	
Public Charges for Services	\$45,800	\$0	\$0	\$0	\$0	\$0	\$0	\$22,800	\$68,600	
Intergovernmental Charge for Services	\$0	\$0	\$0	\$0	\$0	\$0	\$0	\$0	\$0	
Miscellaneous	\$0	\$0	\$0	\$0	\$0	\$0	\$0	\$0	\$0	
Other Financing Sources	\$0	\$0	\$0	\$0	\$0	\$0	\$0	\$0	\$0	
<b>TOTAL</b>	<b>\$45,800</b>	<b>\$0</b>	<b>\$0</b>	<b>\$0</b>	<b>\$0</b>	<b>\$0</b>	<b>\$0</b>	<b>\$22,800</b>	<b>\$68,600</b>	
<b>GPR SUPPORT</b>	<b>\$10,997,064</b>	<b>\$14,200</b>	<b>(\$22,000)</b>	<b>\$4,290</b>	<b>\$71,600</b>	<b>\$0</b>	<b>\$47,675</b>	<b>(\$22,800)</b>	<b>\$11,090,029</b>	
<b>F.T.E. STAFF</b>	<b>91.100</b>	<b>0.000</b>	<b>0.000</b>	<b>0.000</b>	<b>0.000</b>	<b>0.000</b>	<b>0.000</b>	<b>0.000</b>	<b>91.100</b>	

<b>NARRATIVE INFORMATION ABOUT DECISION ITEMS SHOWN ABOVE</b>		Expenditures	Revenue	GPR Support
<b>2021 BUDGET BASE</b>		\$11,042,864	\$45,800	\$10,997,064
DI #	PUBS-COMM-1 Maintenance Contracts Increase/Decrease			
DEPT	The department has numerous contracts for maintenance of critical systems which must be kept current.	\$14,200	\$0	\$14,200
EXEC	Approved as Requested	\$0	\$0	\$0
ADOPTED				\$0
NET DI # PUBS-COMM-1		\$14,200	\$0	\$14,200

Dept:	Public Safety Communications	45	Fund Name:	General Fund	
Prgm:	Public Safety Communications	000/00	Fund No.:	1110	
NARRATIVE INFORMATION ABOUT DECISION ITEMS SHOWN ON PREVIOUS PAGE			Expenditures	Revenue	GPR Support
DI #	PUBS-COMM-2	Quality Assurance Services			
DEPT	PSC contracts with MOEtivations for QA reviews of police, fire & medical calls in order to insure calls are handled to standards including National Academy of Emergency Dispastch (EMD/EFD) protocols.		(\$22,000)	\$0	(\$22,000)
EXEC	Approved as Requested		\$0	\$0	\$0
ADOPTED					\$0
NET DI # PUBS-COMM-2			(\$22,000)	\$0	(\$22,000)
DI #	PUBS-COMM-3	DaneCom County Portions			
DEPT	This amount covers the county's share of DaneCom O&M, plus costs of expansion sites (100% county owned/paid), site leases and costs to maintian sites. Additionally, this amount (decreased in 21) includes covering costs for communities who are not paying thier share.		\$4,290	\$0	\$4,290
EXEC	Approved as Requested		\$0	\$0	\$0
ADOPTED					\$0
NET DI # PUBS-COMM-3			\$4,290	\$0	\$4,290
DI #	PUBS-COMM-4	Technical Services On-call			
DEPT	PSC doesn't currently have an on-call system as the division manager answers all afterhours calls.		\$71,600	\$0	\$71,600
EXEC	Approved as Requested		\$0	\$0	\$0
ADOPTED					\$0
NET DI # PUBS-COMM-4			\$71,600	\$0	\$71,600



Dept:	Public Safety Communications	45	Fund Name:	General Fund	
Prgm:	Public Safety Communications	000/00	Fund No.:	1110	
NARRATIVE INFORMATION ABOUT DECISION ITEMS SHOWN ON PREVIOUS PAGE			Expenditures	Revenue	GPR Support
DI #	PUBS-COMM-5	Accounting Adjustments			
DEPT	Additional lines added and amounts adjusted to improve accounting.		\$0	\$0	\$0
EXEC	Approved as Requested		\$0	\$0	\$0
ADOPTED					\$0
NET DI # PUBS-COMM-5			\$0	\$0	\$0
DI #	PUBS-COMM-6	Telephone			
DEPT	The department has numerous vendors and accounts for telephony including emergency and non-emergency, admin, back-up, EDC and wireless.		\$47,675	\$0	\$47,675
EXEC	Approved as Requested		\$0	\$0	\$0
ADOPTED					\$0
NET DI # PUBS-COMM-6			\$47,675	\$0	\$47,675
DI #	PUBS-COMM-7	Tower Lease Revenue increase			
DEPT	Increasing revenue from a tower site lease after contract renegotiated.		\$0	\$22,800	(\$22,800)
EXEC	Approved as Requested		\$0	\$0	\$0
ADOPTED					\$0
NET DI # PUBS-COMM-7			\$0	\$22,800	(\$22,800)
<b>2021 EXECUTIVE BUDGET</b>			\$11,158,629	\$68,600	\$11,090,029

<b>Dept:</b>	Public Safety Communications	45	<b>DANE COUNTY</b>	<b>Fund Name:</b>	DANECOM Fund
<b>Prgm:</b>	PSC-DANECOM	242/00		<b>Fund No:</b>	2200

## Mission:

DaneCom's mission is to provide interoperable voice communications for first responders in Dane County.

## Description:

DaneCom is a radio communications system that will allow public safety and public service officials to talk across disciplines and jurisdictions.

	Actual 2019	Adopted 2020	2019 Carry Forward	Board Transfers	Budget As Modified	2020 YTD	Estimated 2020	Department Request
<b>PROGRAM EXPENDITURES</b>								
Personnel Costs	\$112,725	\$117,500	\$0	\$0	\$117,500	\$33,606	\$117,025	\$119,500
Operating Expenses	\$49,440	\$114,400	\$28,750	\$0	\$143,150	\$15,371	\$145,087	\$114,900
Contractual Services	\$417,093	\$720,997	\$0	\$0	\$720,997	\$554,314	\$719,534	\$733,185
Operating Capital	\$0	\$0	\$0	\$0	\$0	\$0	\$0	\$0
<b>TOTAL</b>	<b>\$579,259</b>	<b>\$952,897</b>	<b>\$28,750</b>	<b>\$0</b>	<b>\$981,647</b>	<b>\$603,291</b>	<b>\$981,646</b>	<b>\$967,585</b>
<b>PROGRAM REVENUE</b>								
Taxes	\$0	\$0	\$0	\$0	\$0	\$0	\$0	\$0
Intergovernmental Revenue	\$527,033	\$952,897	\$0	\$0	\$952,897	\$0	\$952,897	\$967,585
Licenses & Permits	\$0	\$0	\$0	\$0	\$0	\$0	\$0	\$0
Fines, Forfeits & Penalties	\$0	\$0	\$0	\$0	\$0	\$0	\$0	\$0
Public Charges for Services	\$0	\$0	\$0	\$0	\$0	\$0	\$0	\$0
Intergovernmental Charge for Services	\$0	\$0	\$0	\$0	\$0	\$0	\$0	\$0
Miscellaneous	\$0	\$0	\$0	\$0	\$0	\$0	\$0	\$0
Other Financing Sources	\$0	\$0	\$0	\$0	\$0	\$0	\$0	\$0
<b>TOTAL</b>	<b>\$527,033</b>	<b>\$952,897</b>	<b>\$0</b>	<b>\$0</b>	<b>\$952,897</b>	<b>\$0</b>	<b>\$952,897</b>	<b>\$967,585</b>
<b>GPR SUPPORT</b>	<b>\$52,226</b>	<b>\$0</b>			<b>\$28,750</b>			<b>\$0</b>
<b>F.T.E. STAFF</b>	<b>1.000</b>	<b>1.000</b>					<b>1.000</b>	<b>1.000</b>

<b>Dept:</b>	Public Safety Communications	45							<b>Fund Name:</b>	DANECOM Fund
<b>Prgm:</b>	PSC-DANECOM	242/00							<b>Fund No.:</b>	2200
	2021	<b>Net Decision Items</b>							2021 Executive	
<b>DI#</b>	<b>Base</b>	<b>01</b>	<b>02</b>	<b>03</b>	<b>04</b>	<b>05</b>	<b>06</b>	<b>07</b>	<b>Budget</b>	
<b>PROGRAM EXPENDITURES</b>										
Personnel Costs	\$119,500	\$0	\$0	\$0	\$0	\$0	\$0	\$0	\$119,500	
Operating Expenses	\$114,400	\$0	\$500	\$0	\$0	\$0	\$0	\$0	\$114,900	
Contractual Services	\$720,997	\$8,700	\$0	(\$1,612)	\$0	\$5,100	\$0	\$0	\$733,185	
Operating Capital	\$0	\$0	\$0	\$0	\$0	\$0	\$0	\$0	\$0	
<b>TOTAL</b>	<b>\$954,897</b>	<b>\$8,700</b>	<b>\$500</b>	<b>(\$1,612)</b>	<b>\$0</b>	<b>\$5,100</b>	<b>\$0</b>	<b>\$0</b>	<b>\$967,585</b>	
<b>PROGRAM REVENUE</b>										
Taxes	\$0	\$0	\$0	\$0	\$0	\$0	\$0	\$0	\$0	
Intergovernmental Revenue	\$952,897	\$0	\$0	(\$3,642)	\$13,230	\$5,100	\$0	\$0	\$967,585	
Licenses & Permits	\$0	\$0	\$0	\$0	\$0	\$0	\$0	\$0	\$0	
Fines, Forfeits & Penalties	\$0	\$0	\$0	\$0	\$0	\$0	\$0	\$0	\$0	
Public Charges for Services	\$0	\$0	\$0	\$0	\$0	\$0	\$0	\$0	\$0	
Intergovernmental Charge for Services	\$0	\$0	\$0	\$0	\$0	\$0	\$0	\$0	\$0	
Miscellaneous	\$0	\$0	\$0	\$0	\$0	\$0	\$0	\$0	\$0	
Other Financing Sources	\$0	\$0	\$0	\$0	\$0	\$0	\$0	\$0	\$0	
<b>TOTAL</b>	<b>\$952,897</b>	<b>\$0</b>	<b>\$0</b>	<b>(\$3,642)</b>	<b>\$13,230</b>	<b>\$5,100</b>	<b>\$0</b>	<b>\$0</b>	<b>\$967,585</b>	
<b>GPR SUPPORT</b>	<b>\$2,000</b>	<b>\$8,700</b>	<b>\$500</b>	<b>\$2,030</b>	<b>(\$13,230)</b>	<b>\$0</b>	<b>\$0</b>	<b>\$0</b>	<b>\$0</b>	
<b>F.T.E. STAFF</b>	<b>1.000</b>	<b>0.000</b>	<b>0.000</b>	<b>0.000</b>	<b>0.000</b>	<b>0.000</b>	<b>0.000</b>	<b>0.000</b>	<b>1.000</b>	

<b>NARRATIVE INFORMATION ABOUT DECISION ITEMS SHOWN ABOVE</b>		Expenditures	Revenue	GPR Support
<b>2021 BUDGET BASE</b>		\$954,897	\$952,897	\$2,000
DI #	PUBS-DANE-1 Annual Lease Accelerators			
DEPT	Annual lease increases for non-owned radio tower sites.	\$8,700	\$0	\$8,700
EXEC	Approved as Requested	\$0	\$0	\$0
ADOPTED				\$0
NET DI # PUBS-DANE-1		\$8,700	\$0	\$8,700

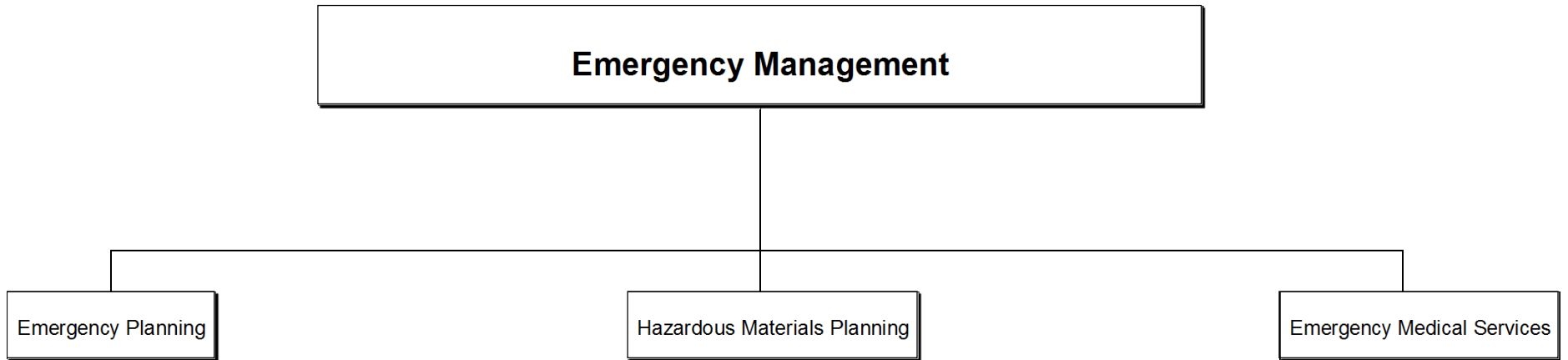
Dept: Public Safety Communications 45			Fund Name: DANECOM Fund		
Prgm: PSC-DANECOM 242/00			Fund No.: 2200		
NARRATIVE INFORMATION ABOUT DECISION ITEMS SHOWN ON PREVIOUS PAGE			Expenditures	Revenue	GPR Support
DI #	PUBS-DANE-2	Misc Operating Expense Increase			
DEPT	Additional amount in preparation for yearly microwave protection services.		\$500	\$0	\$500
EXEC	Approved as Requested		\$0	\$0	\$0
ADOPTED					\$0
NET DI # PUBS-DANE-2			\$500	\$0	\$500
DI #	PUBS-DANE-3	Unpaid User Share Expense Reduction			
DEPT	Projected DaneCom costs will be less.		(\$1,612)	(\$3,642)	\$2,030
EXEC	Approved as Requested		\$0	\$0	\$0
ADOPTED					\$0
NET DI # PUBS-DANE-3			(\$1,612)	(\$3,642)	\$2,030
DI #	PUBS-DANE-4	Revenue adjustments to align with expenditures			
DEPT	Revenue adjustment to match the expenditures.		\$0	\$13,230	(\$13,230)
EXEC	Approved as Requested		\$0	\$0	\$0
ADOPTED					\$0
NET DI # PUBS-DANE-4			\$0	\$13,230	(\$13,230)

<b>Dept:</b>	Public Safety Communications	45	<b>Fund Name:</b>	DANECOM Fund
<b>Prgm:</b>	PSC-DANECOM	242/00	<b>Fund No.:</b>	2200

NARRATIVE INFORMATION ABOUT DECISION ITEMS SHOWN ON PREVIOUS PAGE			Expenditures	Revenue	GPR Support
DI #	PUBS-DANE-5	Adjust Maintenance Contract expenditures			
DEPT	Increase in L3Harris Maintenance Contract costs		\$5,100	\$5,100	\$0
EXEC	Approved as Requested		\$0	\$0	\$0
ADOPTED					\$0
	NET DI #	PUBS-DANE-5	\$5,100	\$5,100	\$0

--	--	--	--	--	--

<b>2021 EXECUTIVE BUDGET</b>			\$967,585	\$967,585	\$0
------------------------------	--	--	-----------	-----------	-----



<b>Dept:</b>	Emergency Management	48	<b>DANE COUNTY</b>	<b>Fund Name:</b>	General Fund
<b>Prgm:</b>	Emergency Planning	224/00		<b>Fund No:</b>	1110

Mission:  
Provide support and assistance to individuals, agencies, and local governments to effectively plan for and manage hazards associated with major emergencies and disasters.

Description:  
The program operates under the Federal Robert T. Stafford Disaster Relief and Emergency Assistance Act (PL 93-288), Chapter 323 of the Wisconsin State Statutes and Chapter 36 of the Dane County Code of Ordinances, and is a joint responsibility of local, state and federal governments. The Integrated Emergency Management Systems (IEMS) recognizes elements common to all disasters and provides a credible, responsible, effective approach to emergency management.

	Actual 2019	Adopted 2020	2019 Carry Forward	Board Transfers	Budget As Modified	2020 YTD	Estimated 2020	Department Request
<b>PROGRAM EXPENDITURES</b>								
Personnel Costs	\$631,188	\$692,400	\$0	\$0	\$692,400	\$187,172	\$693,189	\$713,400
Operating Expenses	\$127,102	\$172,609	\$38	\$12,579	\$185,226	\$387,999	\$199,002	\$149,609
Contractual Services	\$82,586	\$105,700	\$10,160	\$0	\$115,860	\$9,548	\$110,486	\$115,800
Operating Capital	\$0	\$0	\$0	\$0	\$0	\$0	\$0	\$0
<b>TOTAL</b>	<b>\$840,876</b>	<b>\$970,709</b>	<b>\$10,198</b>	<b>\$12,579</b>	<b>\$993,486</b>	<b>\$584,720</b>	<b>\$1,002,677</b>	<b>\$978,809</b>
<b>PROGRAM REVENUE</b>								
Taxes	\$0	\$0	\$0	\$0	\$0	\$0	\$0	\$0
Intergovernmental Revenue	\$290,024	\$286,195	\$0	\$12,579	\$298,774	\$4,504	\$298,774	\$286,195
Licenses & Permits	\$0	\$0	\$0	\$0	\$0	\$0	\$0	\$0
Fines, Forfeits & Penalties	\$0	\$0	\$0	\$0	\$0	\$0	\$0	\$0
Public Charges for Services	\$0	\$0	\$0	\$0	\$0	\$0	\$0	\$0
Intergovernmental Charge for Services	\$0	\$0	\$0	\$0	\$0	\$0	\$0	\$0
Miscellaneous	\$0	\$0	\$0	\$0	\$0	\$16	\$16	\$0
Other Financing Sources	\$0	\$0	\$0	\$0	\$0	\$0	\$0	\$0
<b>TOTAL</b>	<b>\$290,024</b>	<b>\$286,195</b>	<b>\$0</b>	<b>\$12,579</b>	<b>\$298,774</b>	<b>\$4,520</b>	<b>\$298,790</b>	<b>\$286,195</b>
<b>GPR SUPPORT</b>	<b>\$550,853</b>	<b>\$684,514</b>			<b>\$694,712</b>			<b>\$692,614</b>
<b>F.T.E. STAFF</b>	<b>5.000</b>	<b>5.000</b>					<b>5.000</b>	<b>5.000</b>

<b>Dept:</b>	Emergency Management	48							<b>Fund Name:</b>	General Fund
<b>Prgm:</b>	Emergency Planning	224/00							<b>Fund No.:</b>	1110
<b>DI#</b>	<b>2021 Base</b>	<b>Net Decision Items</b>							<b>2021 Executive Budget</b>	
		<b>01</b>	<b>02</b>	<b>03</b>	<b>04</b>	<b>05</b>	<b>06</b>	<b>07</b>		
<b>PROGRAM EXPENDITURES</b>										
Personnel Costs	\$713,400	\$0	\$0	\$0	\$0	\$0	\$0	\$0	\$713,400	
Operating Expenses	\$172,609	(\$10,000)	(\$13,000)	\$0	\$0	\$0	\$0	\$0	\$149,609	
Contractual Services	\$105,800	\$10,000	\$0	\$0	\$0	\$0	\$0	\$0	\$115,800	
Operating Capital	\$0	\$0	\$0	\$0	\$0	\$0	\$0	\$0	\$0	
<b>TOTAL</b>	<b>\$991,809</b>	<b>\$0</b>	<b>(\$13,000)</b>	<b>\$0</b>	<b>\$0</b>	<b>\$0</b>	<b>\$0</b>	<b>\$0</b>	<b>\$978,809</b>	
<b>PROGRAM REVENUE</b>										
Taxes	\$0	\$0	\$0	\$0	\$0	\$0	\$0	\$0	\$0	
Intergovernmental Revenue	\$286,195	\$0	\$0	\$0	\$0	\$0	\$0	\$0	\$286,195	
Licenses & Permits	\$0	\$0	\$0	\$0	\$0	\$0	\$0	\$0	\$0	
Fines, Forfeits & Penalties	\$0	\$0	\$0	\$0	\$0	\$0	\$0	\$0	\$0	
Public Charges for Services	\$0	\$0	\$0	\$0	\$0	\$0	\$0	\$0	\$0	
Intergovernmental Charge for Services	\$0	\$0	\$0	\$0	\$0	\$0	\$0	\$0	\$0	
Miscellaneous	\$0	\$0	\$0	\$0	\$0	\$0	\$0	\$0	\$0	
Other Financing Sources	\$0	\$0	\$0	\$0	\$0	\$0	\$0	\$0	\$0	
<b>TOTAL</b>	<b>\$286,195</b>	<b>\$0</b>	<b>\$0</b>	<b>\$0</b>	<b>\$0</b>	<b>\$0</b>	<b>\$0</b>	<b>\$0</b>	<b>\$286,195</b>	
<b>GPR SUPPORT</b>	<b>\$705,614</b>	<b>\$0</b>	<b>(\$13,000)</b>	<b>\$0</b>	<b>\$0</b>	<b>\$0</b>	<b>\$0</b>	<b>\$0</b>	<b>\$692,614</b>	
<b>F.T.E. STAFF</b>	<b>5.000</b>	<b>0.000</b>	<b>0.000</b>	<b>0.000</b>	<b>0.000</b>	<b>0.000</b>	<b>0.000</b>	<b>0.000</b>	<b>5.000</b>	

<b>NARRATIVE INFORMATION ABOUT DECISION ITEMS SHOWN ABOVE</b>		<b>Expenditures</b>	<b>Revenue</b>	<b>GPR Support</b>
<b>2021 BUDGET BASE</b>		\$991,809	\$286,195	\$705,614
DI #	EMRG-EMPL-1 Expenditure Reallocation			
DEPT	Reallocation of expenditures to cover facilities related costs associated with relocation to 5415 King James Way in Fitchburg.	\$0	\$0	\$0
EXEC	Approved as Requested	\$0	\$0	\$0
ADOPTED				\$0
NET DI # EMRG-EMPL-1		\$0	\$0	\$0



<b>Dept:</b>	Emergency Management	48	<b>Fund Name:</b>	General Fund
<b>Prgm:</b>	Emergency Planning	224/00	<b>Fund No.:</b>	1110

NARRATIVE INFORMATION ABOUT DECISION ITEMS SHOWN ON PREVIOUS PAGE			Expenditures	Revenue	GPR Support
DI #	EMRG-EMPL-2	GPR Reduction Target			
DEPT	Reduce Emergency Housing Vouchers expenditure by \$13,000 in order to meet the Department's 2.5% GPR reduction target.		(\$13,000)	\$0	(\$13,000)
EXEC	Approved as Requested		\$0	\$0	\$0
ADOPTED					\$0
NET DI # EMRG-EMPL-2			(\$13,000)	\$0	(\$13,000)

--	--	--	--	--	--

<b>2021 EXECUTIVE BUDGET</b>	\$978,809	\$286,195	\$692,614
------------------------------	-----------	-----------	-----------

<b>Dept:</b>	Emergency Management	48	<b>DANE COUNTY</b>	<b>Fund Name:</b>	1
<b>Prgm:</b>	Hazardous Materials Planning	226/00		<b>Fund No:</b>	1110

**Mission:**  
To improve public safety by enabling citizens, businesses, public institutions, emergency responders, and governments to effectively mitigate, prepare for, respond to and recover from major hazardous materials emergencies.

**Description:**  
This program is mandated by P.L. 99-499 (Title III of SARA) and Chapter 323 of Wisconsin Statutes. Section 36.04 of the Dane County Ordinances established the role and responsibilities of the County Local Emergency Planning Committee. P.L. 99-499 mandates development of a comprehensive hazardous material (Hazmat) program to include a county-wide hazmat response plan, off-site facility plans, reviewing and exercising emergency plans, and provision for community outreach and right-to-know programs.

	Actual 2019	Adopted 2020	2019 Carry Forward	Board Transfers	Budget As Modified	2020 YTD	Estimated 2020	Department Request
<b>PROGRAM EXPENDITURES</b>								
Personnel Costs	\$128,402	\$134,100	\$0	\$0	\$134,100	\$38,199	\$133,676	\$136,100
Operating Expenses	\$13,240	\$16,374	\$0	\$0	\$16,374	\$1,141	\$15,663	\$16,374
Contractual Services	\$39,000	\$39,000	\$0	\$0	\$39,000	\$0	\$39,000	\$39,000
Operating Capital	\$0	\$0	\$0	\$0	\$0	\$0	\$0	\$0
<b>TOTAL</b>	<b>\$180,642</b>	<b>\$189,474</b>	<b>\$0</b>	<b>\$0</b>	<b>\$189,474</b>	<b>\$39,340</b>	<b>\$188,339</b>	<b>\$191,474</b>
<b>PROGRAM REVENUE</b>								
Taxes	\$0	\$0	\$0	\$0	\$0	\$0	\$0	\$0
Intergovernmental Revenue	\$111,321	\$115,751	\$0	\$0	\$115,751	\$0	\$113,120	\$133,891
Licenses & Permits	\$0	\$0	\$0	\$0	\$0	\$0	\$0	\$0
Fines, Forfeits & Penalties	\$0	\$0	\$0	\$0	\$0	\$0	\$0	\$0
Public Charges for Services	\$0	\$0	\$0	\$0	\$0	\$0	\$0	\$0
Intergovernmental Charge for Services	\$0	\$0	\$0	\$0	\$0	\$0	\$0	\$0
Miscellaneous	\$0	\$0	\$0	\$0	\$0	\$0	\$0	\$0
Other Financing Sources	\$0	\$0	\$0	\$0	\$0	\$0	\$0	\$0
<b>TOTAL</b>	<b>\$111,321</b>	<b>\$115,751</b>	<b>\$0</b>	<b>\$0</b>	<b>\$115,751</b>	<b>\$0</b>	<b>\$113,120</b>	<b>\$133,891</b>
<b>GPR SUPPORT</b>	<b>\$69,321</b>	<b>\$73,723</b>			<b>\$73,723</b>			<b>\$57,583</b>
<b>F.T.E. STAFF</b>	<b>2.000</b>	<b>2.000</b>					<b>2.000</b>	<b>2.000</b>

<b>Dept:</b> Emergency Management	48								<b>Fund Name:</b> 1
<b>Prgm:</b> Hazardous Materials Planning	226/00								<b>Fund No.:</b> 1110
DI#	2021 Base	Net Decision Items							2021 Executive Budget
		01	02	03	04	05	06	07	
<b>PROGRAM EXPENDITURES</b>									
Personnel Costs	\$136,100	\$0	\$0	\$0	\$0	\$0	\$0	\$0	\$136,100
Operating Expenses	\$16,374	\$0	\$0	\$0	\$0	\$0	\$0	\$0	\$16,374
Contractual Services	\$39,000	\$0	\$0	\$0	\$0	\$0	\$0	\$0	\$39,000
Operating Capital	\$0	\$0	\$0	\$0	\$0	\$0	\$0	\$0	\$0
<b>TOTAL</b>	<b>\$191,474</b>	<b>\$0</b>	<b>\$0</b>	<b>\$0</b>	<b>\$0</b>	<b>\$0</b>	<b>\$0</b>	<b>\$0</b>	<b>\$191,474</b>
<b>PROGRAM REVENUE</b>									
Taxes	\$0	\$0	\$0	\$0	\$0	\$0	\$0	\$0	\$0
Intergovernmental Revenue	\$115,751	\$18,140	\$0	\$0	\$0	\$0	\$0	\$0	\$133,891
Licenses & Permits	\$0	\$0	\$0	\$0	\$0	\$0	\$0	\$0	\$0
Fines, Forfeits & Penalties	\$0	\$0	\$0	\$0	\$0	\$0	\$0	\$0	\$0
Public Charges for Services	\$0	\$0	\$0	\$0	\$0	\$0	\$0	\$0	\$0
Intergovernmental Charge for Services	\$0	\$0	\$0	\$0	\$0	\$0	\$0	\$0	\$0
Miscellaneous	\$0	\$0	\$0	\$0	\$0	\$0	\$0	\$0	\$0
Other Financing Sources	\$0	\$0	\$0	\$0	\$0	\$0	\$0	\$0	\$0
<b>TOTAL</b>	<b>\$115,751</b>	<b>\$18,140</b>	<b>\$0</b>	<b>\$0</b>	<b>\$0</b>	<b>\$0</b>	<b>\$0</b>	<b>\$0</b>	<b>\$133,891</b>
<b>GPR SUPPORT</b>	<b>\$75,723</b>	<b>(\$18,140)</b>	<b>\$0</b>	<b>\$0</b>	<b>\$0</b>	<b>\$0</b>	<b>\$0</b>	<b>\$0</b>	<b>\$57,583</b>
<b>F.T.E. STAFF</b>	<b>2.000</b>	<b>0.000</b>	<b>0.000</b>	<b>0.000</b>	<b>0.000</b>	<b>0.000</b>	<b>0.000</b>	<b>0.000</b>	<b>2.000</b>

NARRATIVE INFORMATION ABOUT DECISION ITEMS SHOWN ABOVE		Expenditures	Revenue	GPR Support
<b>2021 BUDGET BASE</b>		\$191,474	\$115,751	\$75,723
DI #	EMRG-HZMT-1 Grant Revenue Increase			
DEPT	Increase in revenue through the State of Wisconsin's Emergency Planning Community Right to Know (EPCRA) Planning Grant.	\$0	\$18,140	(\$18,140)
EXEC	Approved as Requested	\$0	\$0	\$0
ADOPTED				\$0
NET DI # EMRG-HZMT-1		\$0	\$18,140	(\$18,140)
<b>2021 EXECUTIVE BUDGET</b>		\$191,474	\$133,891	\$57,583

<b>Dept:</b>	Emergency Management	48	<b>DANE COUNTY</b>	<b>Fund Name:</b>	General Fund
<b>Prgm:</b>	Emergency Medical Services	228/00		<b>Fund No:</b>	1110

## Mission:

Provide for coordination, administration, and maintenance of the county-wide emergency medical service system.


## Description:

Under Chapter 15.21 of the Dane County Code of Ordinances, the Dane County Emergency Medical Services (EMS) Commission has the authority and responsibility to ensure the provision of emergency medical services in Dane County. The emergency medical services system includes the arrangement of personnel, facilities, and equipment for the effective and coordinated delivery of health care services under emergency conditions. Dane County and its EMS Commission, through cooperative contractual agreements with local municipalities and respective EMS districts, provide citizens with quality prehospital emergency medical service. The Dane County Emergency Medical Service System is comprised of 24 contracting EMS districts providing medical care and transport to more than 30,000 patients a year. Additional EMS districts from outside the County contract with Dane County for Advanced Skills Training (including EMT-Defibrillation, Advanced Airway, Albuterol, Aspirin, Glucogan, and Epinephrine) and quality improvement services. Dane County EMS fulfills statutory requirements for the provision of program medical director through a contractual agreement with an area physician. The Dane County EMS system is one of the largest cooperative regional programs of its type in the country with more than 1,700 volunteer and paid EMS personnel providing out-of-hospital patient care.

	Actual 2019	Adopted 2020	2019 Carry Forward	Board Transfers	Budget As Modified	2020 YTD	Estimated 2020	Department Request
<b>PROGRAM EXPENDITURES</b>								
Personnel Costs	\$240,655	\$358,200	\$0	\$0	\$358,200	\$113,649	\$349,324	\$374,400
Operating Expenses	\$50,806	\$61,302	\$0	\$0	\$61,302	\$16,273	\$61,236	\$61,302
Contractual Services	\$115,361	\$96,300	\$0	\$0	\$96,300	\$25,592	\$101,308	\$96,400
Operating Capital	\$0	\$0	\$0	\$0	\$0	\$0	\$0	\$0
<b>TOTAL</b>	<b>\$406,822</b>	<b>\$515,802</b>	<b>\$0</b>	<b>\$0</b>	<b>\$515,802</b>	<b>\$155,514</b>	<b>\$511,868</b>	<b>\$532,102</b>
<b>PROGRAM REVENUE</b>								
Taxes	\$0	\$0	\$0	\$0	\$0	\$0	\$0	\$0
Intergovernmental Revenue	\$10,033	\$14,538	\$0	\$0	\$14,538	\$8,442	\$9,858	\$14,538
Licenses & Permits	\$0	\$0	\$0	\$0	\$0	\$0	\$0	\$0
Fines, Forfeits & Penalties	\$0	\$0	\$0	\$0	\$0	\$0	\$0	\$0
Public Charges for Services	\$21,000	\$20,000	\$0	\$0	\$20,000	\$5,000	\$20,000	\$20,000
Intergovernmental Charge for Services	\$0	\$0	\$0	\$0	\$0	\$0	\$0	\$0
Miscellaneous	\$0	\$0	\$0	\$0	\$0	\$0	\$0	\$0
Other Financing Sources	\$0	\$0	\$0	\$0	\$0	\$0	\$0	\$0
<b>TOTAL</b>	<b>\$31,033</b>	<b>\$34,538</b>	<b>\$0</b>	<b>\$0</b>	<b>\$34,538</b>	<b>\$13,442</b>	<b>\$29,858</b>	<b>\$34,538</b>
<b>GPR SUPPORT</b>	<b>\$375,790</b>	<b>\$481,264</b>			<b>\$481,264</b>			<b>\$497,564</b>
<b>F.T.E. STAFF</b>	<b>3.000</b>	<b>3.000</b>					<b>3.000</b>	<b>3.000</b>

<b>Dept:</b>	Emergency Management	48							<b>Fund Name:</b>	General Fund
<b>Prgm:</b>	Emergency Medical Services	228/00							<b>Fund No.:</b>	1110
<b>DI#</b>	NONE	2021 Base	<b>Net Decision Items</b>							2021 Executive Budget
			<b>01</b>	<b>02</b>	<b>03</b>	<b>04</b>	<b>05</b>	<b>06</b>	<b>07</b>	
<b>PROGRAM EXPENDITURES</b>										
Personnel Costs	\$374,400	\$0	\$0	\$0	\$0	\$0	\$0	\$0	\$0	\$374,400
Operating Expenses	\$61,302	\$0	\$0	\$0	\$0	\$0	\$0	\$0	\$0	\$61,302
Contractual Services	\$96,400	\$0	\$0	\$0	\$0	\$0	\$0	\$0	\$0	\$96,400
Operating Capital	\$0	\$0	\$0	\$0	\$0	\$0	\$0	\$0	\$0	\$0
<b>TOTAL</b>	<b>\$532,102</b>	<b>\$0</b>	<b>\$0</b>	<b>\$0</b>	<b>\$0</b>	<b>\$0</b>	<b>\$0</b>	<b>\$0</b>	<b>\$0</b>	<b>\$532,102</b>
<b>PROGRAM REVENUE</b>										
Taxes	\$0	\$0	\$0	\$0	\$0	\$0	\$0	\$0	\$0	\$0
Intergovernmental Revenue	\$14,538	\$0	\$0	\$0	\$0	\$0	\$0	\$0	\$0	\$14,538
Licenses & Permits	\$0	\$0	\$0	\$0	\$0	\$0	\$0	\$0	\$0	\$0
Fines, Forfeits & Penalties	\$0	\$0	\$0	\$0	\$0	\$0	\$0	\$0	\$0	\$0
Public Charges for Services	\$20,000	\$0	\$0	\$0	\$0	\$0	\$0	\$0	\$0	\$20,000
Intergovernmental Charge for Services	\$0	\$0	\$0	\$0	\$0	\$0	\$0	\$0	\$0	\$0
Miscellaneous	\$0	\$0	\$0	\$0	\$0	\$0	\$0	\$0	\$0	\$0
Other Financing Sources	\$0	\$0	\$0	\$0	\$0	\$0	\$0	\$0	\$0	\$0
<b>TOTAL</b>	<b>\$34,538</b>	<b>\$0</b>	<b>\$0</b>	<b>\$0</b>	<b>\$0</b>	<b>\$0</b>	<b>\$0</b>	<b>\$0</b>	<b>\$0</b>	<b>\$34,538</b>
<b>GPR SUPPORT</b>	<b>\$497,564</b>	<b>\$0</b>	<b>\$0</b>	<b>\$0</b>	<b>\$0</b>	<b>\$0</b>	<b>\$0</b>	<b>\$0</b>	<b>\$0</b>	<b>\$497,564</b>
<b>F.T.E. STAFF</b>	<b>3.000</b>	<b>0.000</b>	<b>0.000</b>	<b>0.000</b>	<b>0.000</b>	<b>0.000</b>	<b>0.000</b>	<b>0.000</b>	<b>0.000</b>	<b>3.000</b>

<b>NARRATIVE INFORMATION ABOUT DECISION ITEMS SHOWN ABOVE</b>	<b>Expenditures</b>	<b>Revenue</b>	<b>GPR Support</b>
<b>2021 BUDGET BASE</b>	\$532,102	\$34,538	\$497,564
<b>2021 EXECUTIVE BUDGET</b>	\$532,102	\$34,538	\$497,564



<b>Dept:</b>	Juvenile Court	51	<b>DANE COUNTY</b>	<b>Fund Name:</b>	General Fund
<b>Prgm:</b>	Admin. & Reception Center	230/00		<b>Fund No:</b>	1110

**Mission:**  
 To provide administrative oversight and supervision of all department programs and all contractual services in the Juvenile Court Program; to provide physical custody intake services under Chapter 938 for juveniles referred for custody by law enforcement as the result of a delinquency allegation and assist the Dept. of Human Services with intake under Chapter 48 (child welfare); and to provide management related to the functioning of the Juvenile Court system.

**Description:**  
 This program combines the non-residential and administrative aspects of the Juvenile Court Program into a program unit under the direction of the Juvenile Court Administrator. A variety of programming has been developed in and administered through this department in the past, including the development of a stress challenge program, youth gang prevention programming, the Neighborhood Intervention Program, disproportionate minority contact interventions and other community-based programs which work in conjunction with local law enforcement and service agencies. The physical custody intake portion occurs in the Juvenile Reception Center. 689 juveniles were referred to the department in 2019, including juveniles referred for other custody/intake reasons (e.g. sanctions, violations of existing orders, other counties, etc.).

	Actual 2019	Adopted 2020	2019 Carry Forward	Board Transfers	Budget As Modified	2020 YTD	Estimated 2020	Department Request
<b>PROGRAM EXPENDITURES</b>								
Personnel Costs	\$1,038,085	\$1,041,700	\$0	\$0	\$1,041,700	\$309,007	\$1,062,017	\$1,057,600
Operating Expenses	\$21,810	\$21,940	\$0	\$0	\$21,940	\$6,824	\$20,366	\$21,940
Contractual Services	\$5,800	\$9,000	\$0	\$0	\$9,000	\$0	\$9,000	\$10,500
Operating Capital	\$0	\$0	\$0	\$0	\$0	\$0	\$0	\$0
<b>TOTAL</b>	<b>\$1,065,696</b>	<b>\$1,072,640</b>	<b>\$0</b>	<b>\$0</b>	<b>\$1,072,640</b>	<b>\$315,831</b>	<b>\$1,091,383</b>	<b>\$1,090,040</b>
<b>PROGRAM REVENUE</b>								
Taxes	\$0	\$0	\$0	\$0	\$0	\$0	\$0	\$0
Intergovernmental Revenue	\$0	\$0	\$0	\$0	\$0	\$0	\$0	\$0
Licenses & Permits	\$0	\$0	\$0	\$0	\$0	\$0	\$0	\$0
Fines, Forfeits & Penalties	\$0	\$0	\$0	\$0	\$0	\$0	\$0	\$0
Public Charges for Services	\$0	\$0	\$0	\$0	\$0	\$0	\$0	\$0
Intergovernmental Charge for Services	\$0	\$0	\$0	\$0	\$0	\$0	\$0	\$0
Miscellaneous	\$0	\$0	\$0	\$0	\$0	\$0	\$0	\$0
Other Financing Sources	\$0	\$0	\$0	\$0	\$0	\$0	\$0	\$0
<b>TOTAL</b>	<b>\$0</b>	<b>\$0</b>	<b>\$0</b>	<b>\$0</b>	<b>\$0</b>	<b>\$0</b>	<b>\$0</b>	<b>\$0</b>
<b>GPR SUPPORT</b>	<b>\$1,065,696</b>	<b>\$1,072,640</b>			<b>\$1,072,640</b>			<b>\$1,090,040</b>
<b>F.T.E. STAFF</b>	<b>9.200</b>	<b>9.200</b>					<b>9.200</b>	<b>9.200</b>

<b>Dept:</b>	Juvenile Court	51							<b>Fund Name:</b>	General Fund
<b>Prgm:</b>	Admin. & Reception Center	230/00							<b>Fund No.:</b>	1110
<b>DI#</b>	NONE	2021 Base	<b>Net Decision Items</b>							2021 Executive Budget
			<b>01</b>	<b>02</b>	<b>03</b>	<b>04</b>	<b>05</b>	<b>06</b>	<b>07</b>	
<b>PROGRAM EXPENDITURES</b>										
Personnel Costs	\$1,057,600	\$0	\$0	\$0	\$0	\$0	\$0	\$0	\$0	\$1,057,600
Operating Expenses	\$21,940	\$0	\$0	\$0	\$0	\$0	\$0	\$0	\$0	\$21,940
Contractual Services	\$10,500	\$0	\$0	\$0	\$0	\$0	\$0	\$0	\$0	\$10,500
Operating Capital	\$0	\$0	\$0	\$0	\$0	\$0	\$0	\$0	\$0	\$0
<b>TOTAL</b>	<b>\$1,090,040</b>	<b>\$0</b>	<b>\$0</b>	<b>\$0</b>	<b>\$0</b>	<b>\$0</b>	<b>\$0</b>	<b>\$0</b>	<b>\$0</b>	<b>\$1,090,040</b>
<b>PROGRAM REVENUE</b>										
Taxes	\$0	\$0	\$0	\$0	\$0	\$0	\$0	\$0	\$0	\$0
Intergovernmental Revenue	\$0	\$0	\$0	\$0	\$0	\$0	\$0	\$0	\$0	\$0
Licenses & Permits	\$0	\$0	\$0	\$0	\$0	\$0	\$0	\$0	\$0	\$0
Fines, Forfeits & Penalties	\$0	\$0	\$0	\$0	\$0	\$0	\$0	\$0	\$0	\$0
Public Charges for Services	\$0	\$0	\$0	\$0	\$0	\$0	\$0	\$0	\$0	\$0
Intergovernmental Charge for Services	\$0	\$0	\$0	\$0	\$0	\$0	\$0	\$0	\$0	\$0
Miscellaneous	\$0	\$0	\$0	\$0	\$0	\$0	\$0	\$0	\$0	\$0
Other Financing Sources	\$0	\$0	\$0	\$0	\$0	\$0	\$0	\$0	\$0	\$0
<b>TOTAL</b>	<b>\$0</b>	<b>\$0</b>	<b>\$0</b>	<b>\$0</b>	<b>\$0</b>	<b>\$0</b>	<b>\$0</b>	<b>\$0</b>	<b>\$0</b>	<b>\$0</b>
<b>GPR SUPPORT</b>	<b>\$1,090,040</b>	<b>\$0</b>	<b>\$0</b>	<b>\$0</b>	<b>\$0</b>	<b>\$0</b>	<b>\$0</b>	<b>\$0</b>	<b>\$0</b>	<b>\$1,090,040</b>
<b>F.T.E. STAFF</b>	<b>9.200</b>	<b>0.000</b>	<b>0.000</b>	<b>0.000</b>	<b>0.000</b>	<b>0.000</b>	<b>0.000</b>	<b>0.000</b>	<b>0.000</b>	<b>9.200</b>

<b>NARRATIVE INFORMATION ABOUT DECISION ITEMS SHOWN ABOVE</b>	Expenditures	Revenue	GPR Support
<b>2021 BUDGET BASE</b>	\$1,090,040	\$0	\$1,090,040
<b>2021 EXECUTIVE BUDGET</b>	\$1,090,040	\$0	\$1,090,040



<b>Dept:</b>	Juvenile Court	51	<b>DANE COUNTY</b>	<b>Fund Name:</b>	General Fund
<b>Prgm:</b>	Home Detention	232/00		<b>Fund No:</b>	1110

**Mission:**  
 To provide in-house supervision, monitoring and support for juveniles in need of those services, pending court and human service disposition or pending placement in an intensive community-based supervision program.

**Description:**  
 Home Detention provides in-home supervision and support to children and families experiencing problems prior to court disposition. Staff seek to do what is necessary to maintain a child at home, pending the involvement of needed treatment resources. In 2019, 277 juveniles were assigned to Home Detention, which was an increase from 229 juveniles in 2018. Approximately 86% of the juveniles assigned in 2019 were minority youth, 72% were male and all juveniles assigned were as the result of a delinquent offense. The range of involvement with the program was 1-180 days in 2019 and the average is approximately 30 days. A third staff was added in 2019 and staff carry 8-10 juveniles on each caseload, though their caseload was higher for much of the year in 2019. LTE's are used for additional coverage and on weekends, as needed. Home Detention also provides transition supervision for youth waiting to be placed in one of the longer term Intensive Supervision programs operated by the Department of Human Services or a contracted vendor Briarpatch Youth Services.

	Actual 2019	Adopted 2020	2019 Carry Forward	Board Transfers	Budget As Modified	2020 YTD	Estimated 2020	Department Request
<b>PROGRAM EXPENDITURES</b>								
Personnel Costs	\$296,143	\$270,400	\$0	\$0	\$270,400	\$96,349	\$335,897	\$278,400
Operating Expenses	\$11,764	\$10,000	\$0	\$0	\$10,000	\$3,760	\$14,079	\$10,000
Contractual Services	\$0	\$0	\$0	\$0	\$0	\$0	\$0	\$0
Operating Capital	\$0	\$0	\$0	\$0	\$0	\$0	\$0	\$0
<b>TOTAL</b>	<b>\$307,907</b>	<b>\$280,400</b>	<b>\$0</b>	<b>\$0</b>	<b>\$280,400</b>	<b>\$100,109</b>	<b>\$349,976</b>	<b>\$288,400</b>
<b>PROGRAM REVENUE</b>								
Taxes	\$0	\$0	\$0	\$0	\$0	\$0	\$0	\$0
Intergovernmental Revenue	\$109,392	\$67,500	\$0	\$0	\$67,500	\$0	\$67,500	\$67,500
Licenses & Permits	\$0	\$0	\$0	\$0	\$0	\$0	\$0	\$0
Fines, Forfeits & Penalties	\$0	\$0	\$0	\$0	\$0	\$0	\$0	\$0
Public Charges for Services	\$0	\$0	\$0	\$0	\$0	\$0	\$0	\$0
Intergovernmental Charge for Services	\$0	\$0	\$0	\$0	\$0	\$0	\$0	\$0
Miscellaneous	\$0	\$0	\$0	\$0	\$0	\$0	\$0	\$0
Other Financing Sources	\$0	\$0	\$0	\$0	\$0	\$0	\$0	\$0
<b>TOTAL</b>	<b>\$109,392</b>	<b>\$67,500</b>	<b>\$0</b>	<b>\$0</b>	<b>\$67,500</b>	<b>\$0</b>	<b>\$67,500</b>	<b>\$67,500</b>
<b>GPR SUPPORT</b>	<b>\$198,515</b>	<b>\$212,900</b>			<b>\$212,900</b>			<b>\$220,900</b>
<b>F.T.E. STAFF</b>	<b>3.000</b>	<b>3.000</b>					<b>3.000</b>	<b>3.000</b>

<b>Dept:</b>	Juvenile Court	51							<b>Fund Name:</b>	General Fund
<b>Prgm:</b>	Home Detention	232/00							<b>Fund No.:</b>	1110
<b>DI#</b>	NONE	2021 Base	<b>Net Decision Items</b>							2021 Executive Budget
			<b>01</b>	<b>02</b>	<b>03</b>	<b>04</b>	<b>05</b>	<b>06</b>	<b>07</b>	
<b>PROGRAM EXPENDITURES</b>										
Personnel Costs	\$278,400	\$0	\$0	\$0	\$0	\$0	\$0	\$0	\$0	\$278,400
Operating Expenses	\$10,000	\$0	\$0	\$0	\$0	\$0	\$0	\$0	\$0	\$10,000
Contractual Services	\$0	\$0	\$0	\$0	\$0	\$0	\$0	\$0	\$0	\$0
Operating Capital	\$0	\$0	\$0	\$0	\$0	\$0	\$0	\$0	\$0	\$0
<b>TOTAL</b>	<b>\$288,400</b>	<b>\$0</b>	<b>\$0</b>	<b>\$0</b>	<b>\$0</b>	<b>\$0</b>	<b>\$0</b>	<b>\$0</b>	<b>\$0</b>	<b>\$288,400</b>
<b>PROGRAM REVENUE</b>										
Taxes	\$0	\$0	\$0	\$0	\$0	\$0	\$0	\$0	\$0	\$0
Intergovernmental Revenue	\$67,500	\$0	\$0	\$0	\$0	\$0	\$0	\$0	\$0	\$67,500
Licenses & Permits	\$0	\$0	\$0	\$0	\$0	\$0	\$0	\$0	\$0	\$0
Fines, Forfeits & Penalties	\$0	\$0	\$0	\$0	\$0	\$0	\$0	\$0	\$0	\$0
Public Charges for Services	\$0	\$0	\$0	\$0	\$0	\$0	\$0	\$0	\$0	\$0
Intergovernmental Charge for Services	\$0	\$0	\$0	\$0	\$0	\$0	\$0	\$0	\$0	\$0
Miscellaneous	\$0	\$0	\$0	\$0	\$0	\$0	\$0	\$0	\$0	\$0
Other Financing Sources	\$0	\$0	\$0	\$0	\$0	\$0	\$0	\$0	\$0	\$0
<b>TOTAL</b>	<b>\$67,500</b>	<b>\$0</b>	<b>\$0</b>	<b>\$0</b>	<b>\$0</b>	<b>\$0</b>	<b>\$0</b>	<b>\$0</b>	<b>\$0</b>	<b>\$67,500</b>
<b>GPR SUPPORT</b>	<b>\$220,900</b>	<b>\$0</b>	<b>\$0</b>	<b>\$0</b>	<b>\$0</b>	<b>\$0</b>	<b>\$0</b>	<b>\$0</b>	<b>\$0</b>	<b>\$220,900</b>
<b>F.T.E. STAFF</b>	<b>3.000</b>	<b>0.000</b>	<b>0.000</b>	<b>0.000</b>	<b>0.000</b>	<b>0.000</b>	<b>0.000</b>	<b>0.000</b>	<b>0.000</b>	<b>3.000</b>

<b>NARRATIVE INFORMATION ABOUT DECISION ITEMS SHOWN ABOVE</b>	Expenditures	Revenue	GPR Support
<b>2021 BUDGET BASE</b>	\$288,400	\$67,500	\$220,900
<b>2021 EXECUTIVE BUDGET</b>	\$288,400	\$67,500	\$220,900

<b>Dept:</b>	Juvenile Court	51	<b>DANE COUNTY</b>	<b>Fund Name:</b>	General Fund
<b>Prgm:</b>	Detention	234/00		<b>Fund No:</b>	1110

**Mission:**  
 To provide safe and secure temporary physical custody and services for juveniles placed in secure custody upon intake and/or by court order or for juveniles placed in detention on a sanction for failing to comply with prior court orders.

**Description:**  
 The Juvenile Detention Center, located in the City-County Building, has the capacity to provide secure custody for 24 juveniles and had 444 youth placed in 2019. In 2019, the average daily population (ADP) was 13.4, which was slightly higher than the 13.1 ADP in 2018 and was the highest ADP in the past 10 years. 82% of the juveniles detained in 2019 were male and minority youth made up 88% of juveniles in the Detention ADP. 58% of juveniles placed were referred and placed on new delinquency allegations. The remainder were placed for a variety of reasons (missing court, held for Dept. of Corrections, sanctions, violation of interim conditions of custody, juveniles from other counties, etc.). The average length of stay was 9.4 days in 2019, down from 10.1 days in 2018. Detention has also been able to accept juveniles from other counties and was able to generate outside revenue during 2019 by partnering with these counties. The ADP of these youth was 0.5 in 2019.

	Actual 2019	Adopted 2020	2019 Carry Forward	Board Transfers	Budget As Modified	2020 YTD	Estimated 2020	Department Request
<b>PROGRAM EXPENDITURES</b>								
Personnel Costs	\$1,425,505	\$1,383,300	\$0	\$0	\$1,383,300	\$449,279	\$1,458,337	\$1,401,500
Operating Expenses	\$29,390	\$21,680	\$0	\$0	\$21,680	\$13,040	\$27,099	\$21,680
Contractual Services	\$203,534	\$207,500	\$12,650	\$0	\$220,150	\$66,429	\$258,647	\$209,281
Operating Capital	\$0	\$0	\$0	\$0	\$0	\$0	\$0	\$0
<b>TOTAL</b>	<b>\$1,658,429</b>	<b>\$1,612,480</b>	<b>\$12,650</b>	<b>\$0</b>	<b>\$1,625,130</b>	<b>\$528,747</b>	<b>\$1,744,083</b>	<b>\$1,632,461</b>
<b>PROGRAM REVENUE</b>								
Taxes	\$0	\$0	\$0	\$0	\$0	\$0	\$0	\$0
Intergovernmental Revenue	\$37,325	\$74,500	\$0	\$0	\$74,500	\$7,350	\$37,698	\$74,500
Licenses & Permits	\$0	\$0	\$0	\$0	\$0	\$0	\$0	\$0
Fines, Forfeits & Penalties	\$0	\$0	\$0	\$0	\$0	\$0	\$0	\$0
Public Charges for Services	\$0	\$0	\$0	\$0	\$0	\$0	\$0	\$0
Intergovernmental Charge for Services	\$0	\$0	\$0	\$0	\$0	\$0	\$0	\$0
Miscellaneous	\$0	\$0	\$0	\$0	\$0	\$0	\$0	\$0
Other Financing Sources	\$0	\$0	\$0	\$0	\$0	\$0	\$0	\$0
<b>TOTAL</b>	<b>\$37,325</b>	<b>\$74,500</b>	<b>\$0</b>	<b>\$0</b>	<b>\$74,500</b>	<b>\$7,350</b>	<b>\$37,698</b>	<b>\$74,500</b>
<b>GPR SUPPORT</b>	<b>\$1,621,104</b>	<b>\$1,537,980</b>			<b>\$1,550,630</b>			<b>\$1,557,961</b>
<b>F.T.E. STAFF</b>	<b>13.500</b>	<b>13.500</b>					<b>13.500</b>	<b>13.500</b>

Dept: Juvenile Court		51							Fund Name: General Fund	
Prgm: Detention		234/00							Fund No.: 1110	
DI#	2021 Base	Net Decision Items							2021 Executive Budget	
		01	02	03	04	05	06	07		
<b>PROGRAM EXPENDITURES</b>										
Personnel Costs	\$1,401,500	\$0	\$0	\$0	\$0	\$0	\$0	\$0	\$1,401,500	
Operating Expenses	\$21,680	\$0	\$0	\$0	\$0	\$0	\$0	\$0	\$21,680	
Contractual Services	\$207,500	\$1,781	\$0	\$0	\$0	\$0	\$0	\$0	\$209,281	
Operating Capital	\$0	\$0	\$0	\$0	\$0	\$0	\$0	\$0	\$0	
<b>TOTAL</b>	<b>\$1,630,680</b>	<b>\$1,781</b>	<b>\$0</b>	<b>\$0</b>	<b>\$0</b>	<b>\$0</b>	<b>\$0</b>	<b>\$0</b>	<b>\$1,632,461</b>	
<b>PROGRAM REVENUE</b>										
Taxes	\$0	\$0	\$0	\$0	\$0	\$0	\$0	\$0	\$0	
Intergovernmental Revenue	\$74,500	\$0	\$0	\$0	\$0	\$0	\$0	\$0	\$74,500	
Licenses & Permits	\$0	\$0	\$0	\$0	\$0	\$0	\$0	\$0	\$0	
Fines, Forfeits & Penalties	\$0	\$0	\$0	\$0	\$0	\$0	\$0	\$0	\$0	
Public Charges for Services	\$0	\$0	\$0	\$0	\$0	\$0	\$0	\$0	\$0	
Intergovernmental Charge for Services	\$0	\$0	\$0	\$0	\$0	\$0	\$0	\$0	\$0	
Miscellaneous	\$0	\$0	\$0	\$0	\$0	\$0	\$0	\$0	\$0	
Other Financing Sources	\$0	\$0	\$0	\$0	\$0	\$0	\$0	\$0	\$0	
<b>TOTAL</b>	<b>\$74,500</b>	<b>\$0</b>	<b>\$0</b>	<b>\$0</b>	<b>\$0</b>	<b>\$0</b>	<b>\$0</b>	<b>\$0</b>	<b>\$74,500</b>	
<b>GPR SUPPORT</b>	<b>\$1,556,180</b>	<b>\$1,781</b>	<b>\$0</b>	<b>\$0</b>	<b>\$0</b>	<b>\$0</b>	<b>\$0</b>	<b>\$0</b>	<b>\$1,557,961</b>	
<b>F.T.E. STAFF</b>	<b>13.500</b>	<b>0.000</b>	<b>0.000</b>	<b>0.000</b>	<b>0.000</b>	<b>0.000</b>	<b>0.000</b>	<b>0.000</b>	<b>13.500</b>	

NARRATIVE INFORMATION ABOUT DECISION ITEMS SHOWN ABOVE			Expenditures	Revenue	GPR Support
<b>2021 BUDGET BASE</b>			\$1,630,680	\$74,500	\$1,556,180
DI #	JUVE-DTNT-1	CFS contracted food service increase			
DEPT	Contracted food service increase		\$1,781	\$0	\$1,781
EXEC	Approved as Requested		\$0	\$0	\$0
ADOPTED					\$0
NET DI # JUVE-DTNT-1			\$1,781	\$0	\$1,781
<b>2021 EXECUTIVE BUDGET</b>			\$1,632,461	\$74,500	\$1,557,961

<b>Dept:</b>	Juvenile Court	51	<b>DANE COUNTY</b>	<b>Fund Name:</b>	9.0
<b>Prgm:</b>	Shelter Home	236/00		<b>Fund No:</b>	1110

**Mission:**  
 To provide short-term residential care and supervision to juveniles in need of out-of-home placement, pending court and human services disposition. Shelter Home continues to be used for a variety of transitional and assessment services for youth either prior to or returning from other treatment programs or terminated from other placements. Shelter Home's mission is "To provide quality services and foster safe passage to youth in need of a temporary home while instilling accountability, teaching competency skills and ensuring community safety".

**Description:**  
 The Shelter Home provides short-term custody and care for male and female juveniles, pending return home or placement in other longer-term placements (foster home, group home, residential treatment, etc.). In 2019, 253 juveniles were placed at the Shelter Home. Of the juveniles placed at Shelter Home, minority youth made up 75% of the population and 66% were male. The average length of stay was 10.4 days, the average daily population at Shelter Home was 7.2 and the average age of juveniles placed was 14.9. Shelter Home has also been able to accept juveniles from other counties and was able to generate outside revenue during 2019 by partnering with these counties.

	Actual 2019	Adopted 2020	2019 Carry Forward	Board Transfers	Budget As Modified	2020 YTD	Estimated 2020	Department Request
<b>PROGRAM EXPENDITURES</b>								
Personnel Costs	\$1,025,143	\$911,800	\$0	\$0	\$911,800	\$328,019	\$1,101,125	\$972,400
Operating Expenses	\$62,278	\$42,520	\$2,682	\$0	\$45,202	\$12,936	\$42,152	\$42,520
Contractual Services	\$61,571	\$34,600	\$0	\$0	\$34,600	\$8,995	\$46,137	\$34,600
Operating Capital	\$0	\$0	\$0	\$0	\$0	\$0	\$0	\$0
<b>TOTAL</b>	<b>\$1,148,992</b>	<b>\$988,920</b>	<b>\$2,682</b>	<b>\$0</b>	<b>\$991,602</b>	<b>\$349,950</b>	<b>\$1,189,414</b>	<b>\$1,049,520</b>
<b>PROGRAM REVENUE</b>								
Taxes	\$0	\$0	\$0	\$0	\$0	\$0	\$0	\$0
Intergovernmental Revenue	\$102,928	\$134,000	\$0	\$0	\$134,000	\$26,145	\$128,200	\$134,000
Licenses & Permits	\$0	\$0	\$0	\$0	\$0	\$0	\$0	\$0
Fines, Forfeits & Penalties	\$0	\$0	\$0	\$0	\$0	\$0	\$0	\$0
Public Charges for Services	\$600	\$1,000	\$0	\$0	\$1,000	\$113	\$1,000	\$1,000
Intergovernmental Charge for Services	\$0	\$0	\$0	\$0	\$0	\$0	\$0	\$0
Miscellaneous	\$0	\$0	\$0	\$0	\$0	\$0	\$0	\$0
Other Financing Sources	\$0	\$0	\$0	\$0	\$0	\$0	\$0	\$0
<b>TOTAL</b>	<b>\$103,528</b>	<b>\$135,000</b>	<b>\$0</b>	<b>\$0</b>	<b>\$135,000</b>	<b>\$26,258</b>	<b>\$129,200</b>	<b>\$135,000</b>
<b>GPR SUPPORT</b>	<b>\$1,045,464</b>	<b>\$853,920</b>			<b>\$856,602</b>			<b>\$914,520</b>
<b>F.T.E. STAFF</b>	<b>9.000</b>	<b>9.000</b>					<b>9.000</b>	<b>9.000</b>

<b>Dept:</b>	Juvenile Court	51							<b>Fund Name:</b>	9.0
<b>Prgm:</b>	Shelter Home	236/00							<b>Fund No.:</b>	1110
<b>DI#</b>	NONE	2021 Base	<b>Net Decision Items</b>							2021 Executive Budget
			<b>01</b>	<b>02</b>	<b>03</b>	<b>04</b>	<b>05</b>	<b>06</b>	<b>07</b>	
<b>PROGRAM EXPENDITURES</b>										
Personnel Costs	\$972,400	\$0	\$0	\$0	\$0	\$0	\$0	\$0	\$0	\$972,400
Operating Expenses	\$42,520	\$0	\$0	\$0	\$0	\$0	\$0	\$0	\$0	\$42,520
Contractual Services	\$34,600	\$0	\$0	\$0	\$0	\$0	\$0	\$0	\$0	\$34,600
Operating Capital	\$0	\$0	\$0	\$0	\$0	\$0	\$0	\$0	\$0	\$0
<b>TOTAL</b>	<b>\$1,049,520</b>	<b>\$0</b>	<b>\$0</b>	<b>\$0</b>	<b>\$0</b>	<b>\$0</b>	<b>\$0</b>	<b>\$0</b>	<b>\$0</b>	<b>\$1,049,520</b>
<b>PROGRAM REVENUE</b>										
Taxes	\$0	\$0	\$0	\$0	\$0	\$0	\$0	\$0	\$0	\$0
Intergovernmental Revenue	\$134,000	\$0	\$0	\$0	\$0	\$0	\$0	\$0	\$0	\$134,000
Licenses & Permits	\$0	\$0	\$0	\$0	\$0	\$0	\$0	\$0	\$0	\$0
Fines, Forfeits & Penalties	\$0	\$0	\$0	\$0	\$0	\$0	\$0	\$0	\$0	\$0
Public Charges for Services	\$1,000	\$0	\$0	\$0	\$0	\$0	\$0	\$0	\$0	\$1,000
Intergovernmental Charge for Services	\$0	\$0	\$0	\$0	\$0	\$0	\$0	\$0	\$0	\$0
Miscellaneous	\$0	\$0	\$0	\$0	\$0	\$0	\$0	\$0	\$0	\$0
Other Financing Sources	\$0	\$0	\$0	\$0	\$0	\$0	\$0	\$0	\$0	\$0
<b>TOTAL</b>	<b>\$135,000</b>	<b>\$0</b>	<b>\$0</b>	<b>\$0</b>	<b>\$0</b>	<b>\$0</b>	<b>\$0</b>	<b>\$0</b>	<b>\$0</b>	<b>\$135,000</b>
<b>GPR SUPPORT</b>	<b>\$914,520</b>	<b>\$0</b>	<b>\$0</b>	<b>\$0</b>	<b>\$0</b>	<b>\$0</b>	<b>\$0</b>	<b>\$0</b>	<b>\$0</b>	<b>\$914,520</b>
<b>F.T.E. STAFF</b>	<b>9.000</b>	<b>0.000</b>	<b>0.000</b>	<b>0.000</b>	<b>0.000</b>	<b>0.000</b>	<b>0.000</b>	<b>0.000</b>	<b>0.000</b>	<b>9.000</b>

<b>NARRATIVE INFORMATION ABOUT DECISION ITEMS SHOWN ABOVE</b>	Expenditures	Revenue	GPR Support
<b>2021 BUDGET BASE</b>	\$1,049,520	\$135,000	\$914,520
<b>2021 EXECUTIVE BUDGET</b>	\$1,049,520	\$135,000	\$914,520

# Human Services

Administration  
\*Administration  
\*Fiscal Management Services  
\*Sensitive Crimes

Adult Community Services  
\*Administration  
\*Aging & Disability Resource Center  
\*Adult Protective Services  
\*Aging  
\*Physical Disability  
\*Sensory Disability  
\*Area Agency on Aging  
\*Behavioral Health  
\*Comprehensive Community Services  
\*Disability Services  
\*Transportation

Children, Youth & Families  
\*Administration  
\*Child Protective Services  
\*Youth Justice

Economic Assistance & Work Services  
\*Administration  
\*Capital Consortium  
\*Contracted Services  
\*Eligibility

Badger Prairie Health Care Center  
\*Administration  
\*Health Care Center

Prevention & Early Intervention  
\*Administration  
\*Alternate Care  
\*Community Programs  
\*Joining Forces for Families  
\*Early Childhood Initiative  
\*Immigration  
\*Community Restorative Courts  
\*Counseling & Therapy  
\*Children Come First  
\*Prevention  
\*AmeriCorps  
\*Youth Commission

Housing Access & Affordability  
\*Housing Access & Affordability  
\*CDBG  
\*Home  
\*Revolving Loan

<b>Dept:</b>	Human Services	54	<b>DANE COUNTY</b>	<b>Fund Name:</b>	Badger Prairie
<b>Prgm:</b>	BPHCC - Administration	308/78		<b>Fund No:</b>	4310

**Mission:**  
To provide administrative support services and decision-making leadership to Badger Prairie Health Care Center by clarifying the mission/philosophy of the facility, monitoring and directing budgetary compliance, resolving personnel issues, and implementing proper fiscal controls. To develop procedures that will result in an efficiently and economically operated facility and provide a quality environment for residents.

**Description:**  
Badger Prairie Health Care Center includes two principal operating units: Administration and Badger Prairie Health Care Center. The Administration Unit includes management and administrative staff who manage and oversee the operations of the facility.

	Actual 2019	Adopted 2020	2019 Carry Forward	Board Transfers	Budget As Modified	2020 YTD	Estimated 2020	Department Request
<b>PROGRAM EXPENDITURES</b>								
Personnel Costs	\$2,206,010	\$1,226,100	\$0	\$0	\$1,226,100	\$290,631	\$1,226,100	\$1,198,000
Operating Expenses	\$7,509,675	\$7,000	\$0	\$0	\$7,000	\$94,492	\$7,000	\$7,000
Contractual Services	\$0	\$0	\$0	\$0	\$0	\$0	\$0	\$0
Operating Capital	\$0	\$0	\$0	\$0	\$0	\$0	\$0	\$0
<b>TOTAL</b>	<b>\$9,715,685</b>	<b>\$1,233,100</b>	<b>\$0</b>	<b>\$0</b>	<b>\$1,233,100</b>	<b>\$385,123</b>	<b>\$1,233,100</b>	<b>\$1,205,000</b>
<b>PROGRAM REVENUE</b>								
Taxes	\$0	\$0	\$0	\$0	\$0	\$0	\$0	\$0
Intergovernmental Revenue	\$0	\$0	\$0	\$0	\$0	\$0	\$0	\$0
Licenses & Permits	\$0	\$0	\$0	\$0	\$0	\$0	\$0	\$0
Fines, Forfeits & Penalties	\$0	\$0	\$0	\$0	\$0	\$0	\$0	\$0
Public Charges for Services	\$0	\$0	\$0	\$0	\$0	\$0	\$0	\$0
Intergovernmental Charge for Services	\$0	\$0	\$0	\$0	\$0	\$0	\$0	\$0
Miscellaneous	\$2,759	\$0	\$0	\$0	\$0	\$429	\$0	\$0
Other Financing Sources	\$0	\$0	\$0	\$0	\$0	\$0	\$0	\$0
<b>TOTAL</b>	<b>\$2,759</b>	<b>\$0</b>	<b>\$0</b>	<b>\$0</b>	<b>\$0</b>	<b>\$429</b>	<b>\$0</b>	<b>\$0</b>
<b>GPR SUPPORT</b>	<b>\$9,712,926</b>	<b>\$1,233,100</b>			<b>\$1,233,100</b>			<b>\$1,205,000</b>
<b>F.T.E. STAFF</b>	<b>9.000</b>	<b>9.000</b>					<b>9.000</b>	<b>9.000</b>



<b>Dept:</b>	Human Services	54							<b>Fund Name:</b>	Badger Prairie
<b>Prgm:</b>	BPHCC - Administration	308/78							<b>Fund No.:</b>	4310
	2021	<b>Net Decision Items</b>							2021 Executive	
<b>DI#</b>	<b>Base</b>	<b>01</b>	<b>02</b>	<b>03</b>	<b>04</b>	<b>05</b>	<b>06</b>	<b>07</b>	<b>Budget</b>	
<b>PROGRAM EXPENDITURES</b>										
Personnel Costs	\$1,203,500	\$0	\$0	\$0	\$0	(\$5,500)	\$0	\$0	\$1,198,000	
Operating Expenses	\$7,000	\$0	\$0	\$0	\$0	\$0	\$0	\$0	\$7,000	
Contractual Services	\$0	\$0	\$0	\$0	\$0	\$0	\$0	\$0	\$0	
Operating Capital	\$0	\$0	\$0	\$0	\$0	\$0	\$0	\$0	\$0	
<b>TOTAL</b>	<b>\$1,210,500</b>	<b>\$0</b>	<b>\$0</b>	<b>\$0</b>	<b>\$0</b>	<b>(\$5,500)</b>	<b>\$0</b>	<b>\$0</b>	<b>\$1,205,000</b>	
<b>PROGRAM REVENUE</b>										
Taxes	\$0	\$0	\$0	\$0	\$0	\$0	\$0	\$0	\$0	
Intergovernmental Revenue	\$0	\$0	\$0	\$0	\$0	\$0	\$0	\$0	\$0	
Licenses & Permits	\$0	\$0	\$0	\$0	\$0	\$0	\$0	\$0	\$0	
Fines, Forfeits & Penalties	\$0	\$0	\$0	\$0	\$0	\$0	\$0	\$0	\$0	
Public Charges for Services	\$0	\$0	\$0	\$0	\$0	\$0	\$0	\$0	\$0	
Intergovernmental Charge for Services	\$0	\$0	\$0	\$0	\$0	\$0	\$0	\$0	\$0	
Miscellaneous	\$0	\$0	\$0	\$0	\$0	\$0	\$0	\$0	\$0	
Other Financing Sources	\$0	\$0	\$0	\$0	\$0	\$0	\$0	\$0	\$0	
<b>TOTAL</b>	<b>\$0</b>	<b>\$0</b>	<b>\$0</b>	<b>\$0</b>	<b>\$0</b>	<b>\$0</b>	<b>\$0</b>	<b>\$0</b>	<b>\$0</b>	
<b>GPR SUPPORT</b>	<b>\$1,210,500</b>	<b>\$0</b>	<b>\$0</b>	<b>\$0</b>	<b>\$0</b>	<b>(\$5,500)</b>	<b>\$0</b>	<b>\$0</b>	<b>\$1,205,000</b>	
<b>F.T.E. STAFF</b>	<b>9.000</b>	<b>0.000</b>	<b>0.000</b>	<b>0.000</b>	<b>0.000</b>	<b>0.000</b>	<b>0.000</b>	<b>0.000</b>	<b>9.000</b>	

<b>NARRATIVE INFORMATION ABOUT DECISION ITEMS SHOWN ABOVE</b>			Expenditures	Revenue	GPR Support
<b>2021 BUDGET BASE</b>			\$1,210,500	\$0	\$1,210,500
DI #	HUMS-ABPA-1	There is no Decision Item			
DEPT			\$0	\$0	\$0
EXEC			\$0	\$0	\$0
ADOPTED					\$0
NET DI # HUMS-ABPA-1			\$0	\$0	\$0

Dept:		Human Services	54	Fund Name:		Badger Prairie
Prgm:		BPHCC - Administration	308/78	Fund No.:		4310
NARRATIVE INFORMATION ABOUT DECISION ITEMS SHOWN ON PREVIOUS PAGE				Expenditures	Revenue	GPR Support
DI #	HUMS-ABPA-2	There is no Decision Item				
DEPT				\$0	\$0	\$0
EXEC				\$0	\$0	\$0
ADOPTED						\$0
		NET DI #	HUMS-ABPA-2	\$0	\$0	\$0
DI #	HUMS-ABPA-3	There is no Decision Item				
DEPT				\$0	\$0	\$0
EXEC				\$0	\$0	\$0
ADOPTED						\$0
		NET DI #	HUMS-ABPA-3	\$0	\$0	\$0
DI #	HUMS-ABPA-4	There is no Decision Item				
DEPT				\$0	\$0	\$0
EXEC				\$0	\$0	\$0
ADOPTED						\$0
		NET DI #	HUMS-ABPA-4	\$0	\$0	\$0

<b>Dept:</b>	Human Services	54	<b>Fund Name:</b>	Badger Prairie
<b>Prgm:</b>	BPHCC - Administration	308/78	<b>Fund No.:</b>	4310

NARRATIVE INFORMATION ABOUT DECISION ITEMS SHOWN ON PREVIOUS PAGE			Expenditures	Revenue	GPR Support
DI #	HUMS-ABPA-5	Other/New Expenditures and/or Revenue Changes			
DEPT	This decision item adjusts LTE and Overtime expense to actual utilization levels to achieve levy savings of (\$5,500).		(\$5,500)	\$0	(\$5,500)
EXEC	Approved as Requested		\$0	\$0	\$0
ADOPTED					\$0
NET DI # HUMS-ABPA-5			(\$5,500)	\$0	(\$5,500)

--	--	--

<b>2021 EXECUTIVE BUDGET</b>	\$1,205,000	\$0	\$1,205,000
------------------------------	-------------	-----	-------------

<b>Dept:</b>	Human Services	54	<b>DANE COUNTY</b>	<b>Fund Name:</b>	Badger Prairie
<b>Prgr:</b>	BPHCC - Health Care Center	308/79		<b>Fund No:</b>	4310

**Mission:**

Provide long-term nursing and rehabilitation services to those individuals who are unable to cope in a less restrictive setting due to the complexity of their psychosocial and/or medical needs. A structured therapeutic milieu supports and protects the residents during their treatment. The goal of the facility, made possible by an interdisciplinary collaborative model, is to provide consistent, effective treatment respecting all rights granted to the resident by state/federal law.

**Description:**

Badger Prairie Health Care Center (BPHCC) is a 120-bed nursing home licensed by the State of Wisconsin to provide skilled medical/psychiatric care to Dane County residents. The facility is governed by state and federal regulations and provides a full range of health care services to residents who are, at least temporarily, unable to effectively function in a community setting or other community treatment facility.

	Actual 2019	Adopted 2020	2019 Carry Forward	Board Transfers	Budget As Modified	2020 YTD	Estimated 2020	Department Request
<b>PROGRAM EXPENDITURES</b>								
Personnel Costs	\$15,103,269	\$15,650,900	\$0	\$0	\$15,650,900	\$4,458,905	\$15,650,900	\$15,780,103
Operating Expenses	(\$4,767,958)	\$3,225,063	\$170	\$0	\$3,225,233	\$366,850	\$3,225,233	\$3,159,938
Contractual Services	\$3,958,481	\$4,389,655	\$0	\$0	\$4,389,655	\$1,293,928	\$4,389,655	\$4,699,209
Operating Capital	(\$147,783)	\$0	\$0	\$0	\$0	\$0	\$0	\$0
<b>TOTAL</b>	<b>\$14,146,009</b>	<b>\$23,265,618</b>	<b>\$170</b>	<b>\$0</b>	<b>\$23,265,788</b>	<b>\$6,119,683</b>	<b>\$23,265,788</b>	<b>\$23,639,250</b>
<b>PROGRAM REVENUE</b>								
Taxes	\$0	\$0	\$0	\$0	\$0	\$0	\$0	\$0
Intergovernmental Revenue	\$10,644,387	\$10,087,048	\$0	\$0	\$10,087,048	\$2,629,379	\$10,087,048	\$10,370,752
Licenses & Permits	\$0	\$0	\$0	\$0	\$0	\$0	\$0	\$0
Fines, Forfeits & Penalties	\$0	\$0	\$0	\$0	\$0	\$0	\$0	\$0
Public Charges for Services	\$667,697	\$473,995	\$0	\$0	\$473,995	\$283,957	\$473,995	\$499,775
Intergovernmental Charge for Services	\$0	\$0	\$0	\$0	\$0	\$0	\$0	\$0
Miscellaneous	(\$253,908)	\$2,000	\$0	\$0	\$2,000	\$684	\$2,000	\$2,000
Other Financing Sources	\$0	\$0	\$0	\$0	\$0	\$0	\$0	\$0
<b>TOTAL</b>	<b>\$11,058,176</b>	<b>\$10,563,043</b>	<b>\$0</b>	<b>\$0</b>	<b>\$10,563,043</b>	<b>\$2,914,020</b>	<b>\$10,563,043</b>	<b>\$10,872,527</b>
<b>GPR SUPPORT</b>	<b>\$3,087,833</b>	<b>\$12,702,575</b>			<b>\$12,702,745</b>			<b>\$12,766,723</b>
<b>F.T.E. STAFF</b>	<b>151.800</b>	<b>151.800</b>					<b>151.800</b>	<b>151.800</b>

Dept: Human Services		54							Fund Name: Badger Prairie	
Prgm: BPHCC - Health Care Center		308/79							Fund No.: 4310	
DI#	2021 Base	Net Decision Items							2021 Executive Budget	
		01	02	03	04	05	06	07		
<b>PROGRAM EXPENDITURES</b>										
Personnel Costs	\$15,881,300	(\$23,500)	\$0	\$0	\$0	(\$77,697)	\$0	\$0	\$15,780,103	
Operating Expenses	\$3,233,788	\$0	\$0	\$0	(\$1,777)	(\$73,850)	\$0	\$0	\$3,158,161	
Contractual Services	\$4,392,455	\$0	(\$137,639)	\$297,754	\$0	\$9,000	\$0	\$0	\$4,561,570	
Operating Capital	\$0	\$0	\$0	\$0	\$0	\$0	\$0	\$0	\$0	
<b>TOTAL</b>	<b>\$23,507,543</b>	<b>(\$23,500)</b>	<b>(\$137,639)</b>	<b>\$297,754</b>	<b>(\$1,777)</b>	<b>(\$142,547)</b>	<b>\$0</b>	<b>\$0</b>	<b>\$23,499,834</b>	
<b>PROGRAM REVENUE</b>										
Taxes	\$0	\$0	\$0	\$0	\$0	\$0	\$0	\$0	\$0	
Intergovernmental Revenue	\$10,087,048	\$0	\$0	\$0	\$0	\$283,704	\$0	\$0	\$10,370,752	
Licenses & Permits	\$0	\$0	\$0	\$0	\$0	\$0	\$0	\$0	\$0	
Fines, Forfeits & Penalties	\$0	\$0	\$0	\$0	\$0	\$0	\$0	\$0	\$0	
Public Charges for Services	\$473,995	\$0	\$0	\$0	\$0	\$25,780	\$0	\$0	\$499,775	
Intergovernmental Charge for Services	\$0	\$0	\$0	\$0	\$0	\$0	\$0	\$0	\$0	
Miscellaneous	\$2,000	\$0	\$0	\$0	\$0	\$0	\$0	\$0	\$2,000	
Other Financing Sources	\$0	\$0	\$0	\$0	\$0	\$0	\$0	\$0	\$0	
<b>TOTAL</b>	<b>\$10,563,043</b>	<b>\$0</b>	<b>\$0</b>	<b>\$0</b>	<b>\$0</b>	<b>\$309,484</b>	<b>\$0</b>	<b>\$0</b>	<b>\$10,872,527</b>	
<b>GPR SUPPORT</b>	<b>\$12,944,500</b>	<b>(\$23,500)</b>	<b>(\$137,639)</b>	<b>\$297,754</b>	<b>(\$1,777)</b>	<b>(\$452,031)</b>	<b>\$0</b>	<b>\$0</b>	<b>\$12,627,307</b>	
<b>F.T.E. STAFF</b>	<b>151.800</b>	<b>0.000</b>	<b>0.000</b>	<b>0.000</b>	<b>0.000</b>	<b>0.000</b>	<b>0.000</b>	<b>0.000</b>	<b>151.800</b>	

NARRATIVE INFORMATION ABOUT DECISION ITEMS SHOWN ABOVE		Expenditures	Revenue	GPR Support
<b>2021 BUDGET BASE</b>		\$23,507,543	\$10,563,043	\$12,944,500
DI #	HUMS-ABPH-1 Non-Contract Budget Reductions			
DEPT	This decision item reflects personnel reductions to meet the department's savings targets. A laundry worker position is proposed to remain vacant throughout 2021 to achieve savings of (\$23,500).	(\$23,500)	\$0	(\$23,500)
EXEC	Approved as Requested	\$0	\$0	\$0
ADOPTED				\$0
NET DI # HUMS-ABPH-1		(\$23,500)	\$0	(\$23,500)

Dept:		Human Services	54	Fund Name:		Badger Prairie
Prgm:		BPHCC - Health Care Center	308/79	Fund No.:		4310
NARRATIVE INFORMATION ABOUT DECISION ITEMS SHOWN ON PREVIOUS PAGE				Expenditures	Revenue	GPR Support
DI #	HUMS-ABPH-2	Indirect Cost Plan				
DEPT				\$0	\$0	\$0
EXEC	Modify expenditures and revenues to reflect receipt of County's most recently completed Indirect Cost Allocation Plan.			(\$137,639)	\$0	(\$137,639)
ADOPTED						\$0
NET DI # HUMS-ABPH-2				(\$137,639)	\$0	(\$137,639)
DI #	HUMS-ABPH-3	Contractually Obligated Increases				
DEPT	This decision accounts for any contractually obligated contract increases along with funding recommendations where appropriate. This includes rent, telephone, annual software and catered meals cost to continue expense. Catered meals cost to continue amounts to \$297,754.			\$297,754	\$0	\$297,754
EXEC	Approved as Requested			\$0	\$0	\$0
ADOPTED						\$0
NET DI # HUMS-ABPH-3				\$297,754	\$0	\$297,754
DI #	HUMS-ABPH-4	2021 Final Debt Service				
DEPT				\$0	\$0	\$0
EXEC	Modify expenditures to reflect final calculation of 2021 County debt service.			(\$1,777)	\$0	(\$1,777)
ADOPTED						\$0
NET DI # HUMS-ABPH-4				(\$1,777)	\$0	(\$1,777)

<b>Dept:</b>	Human Services	54	<b>Fund Name:</b>	Badger Prairie
<b>Prgm:</b>	BPHCC - Health Care Center	308/79	<b>Fund No.:</b>	4310

NARRATIVE INFORMATION ABOUT DECISION ITEMS SHOWN ON PREVIOUS PAGE			Expenditures	Revenue	GPR Support
DI #	HUMS-ABPH-5	Other/New Expenditures and/or Revenue Changes			
DEPT	This decision item includes increased revenues where applicable and changes to adjust expense/revenue levels accordingly for a net levy savings of (\$452,031).		(\$142,547)	\$309,484	(\$452,031)
EXEC	Approved as Requested		\$0	\$0	\$0
ADOPTED					\$0
NET DI # HUMS-ABPH-5			(\$142,547)	\$309,484	(\$452,031)

--	--	--

<b>2021 EXECUTIVE BUDGET</b>	\$23,499,834	\$10,872,527	\$12,627,307
------------------------------	--------------	--------------	--------------

<b>Dept:</b>	Human Services 2610	54	<b>DANE COUNTY</b>	<b>Fund Name:</b>	2610
<b>Prgm:</b>	Sensitive Crimes	301/31		<b>Fund No:</b>	2610

## Mission:

Coordinate delivery of services in the prevention, reporting, investigation, prosecution and treatment of victims and perpetrators of sensitive crimes.

## Description:

To serve as a forum for the coordination of services; assist the County in developing and coordinating policy; conduct studies and make recommendations; propose and analyze legislation and administrative procedures relating to sensitive crimes; recommend procedures to gather, analyze and present statistical data on the incidence of these crimes, and report annually to the County Executive and the Health and Human Needs Committee.

	Actual 2019	Adopted 2020	2019 Carry Forward	Board Transfers	Budget As Modified	2020 YTD	Estimated 2020	Department Request
<b>PROGRAM EXPENDITURES</b>								
Personnel Costs	\$10,408	\$13,000	\$0	\$0	\$13,000	\$3,000	\$13,000	\$13,000
Operating Expenses	\$0	\$0	\$0	\$0	\$0	\$0	\$0	\$0
Contractual Services	\$0	\$0	\$0	\$0	\$0	\$0	\$0	\$0
Operating Capital	\$0	\$0	\$0	\$0	\$0	\$0	\$0	\$0
<b>TOTAL</b>	<b>\$10,408</b>	<b>\$13,000</b>	<b>\$0</b>	<b>\$0</b>	<b>\$13,000</b>	<b>\$3,000</b>	<b>\$13,000</b>	<b>\$13,000</b>
<b>PROGRAM REVENUE</b>								
Taxes	\$0	\$0	\$0	\$0	\$0	\$0	\$0	\$0
Intergovernmental Revenue	\$0	\$0	\$0	\$0	\$0	\$0	\$0	\$0
Licenses & Permits	\$0	\$0	\$0	\$0	\$0	\$0	\$0	\$0
Fines, Forfeits & Penalties	\$0	\$0	\$0	\$0	\$0	\$0	\$0	\$0
Public Charges for Services	\$0	\$0	\$0	\$0	\$0	\$0	\$0	\$0
Intergovernmental Charge for Services	\$0	\$0	\$0	\$0	\$0	\$0	\$0	\$0
Miscellaneous	\$0	\$0	\$0	\$0	\$0	\$0	\$0	\$0
Other Financing Sources	\$0	\$0	\$0	\$0	\$0	\$0	\$0	\$0
<b>TOTAL</b>	<b>\$0</b>	<b>\$0</b>	<b>\$0</b>	<b>\$0</b>	<b>\$0</b>	<b>\$0</b>	<b>\$0</b>	<b>\$0</b>
<b>GPR SUPPORT</b>	<b>\$10,408</b>	<b>\$13,000</b>			<b>\$13,000</b>			<b>\$13,000</b>
<b>F.T.E. STAFF</b>	<b>0.000</b>	<b>0.000</b>					<b>0.000</b>	<b>0.000</b>



<b>Dept:</b>	Human Services 2610	54							<b>Fund Name:</b>	2610
<b>Prgm:</b>	Sensitive Crimes	301/31							<b>Fund No.:</b>	2610
<b>DI#</b>	NONE	2021 Base	<b>Net Decision Items</b>							2021 Executive Budget
			<b>01</b>	<b>02</b>	<b>03</b>	<b>04</b>	<b>05</b>	<b>06</b>	<b>07</b>	
<b>PROGRAM EXPENDITURES</b>										
Personnel Costs	\$13,000	\$0	\$0	\$0	\$0	\$0	\$0	\$0	\$0	\$13,000
Operating Expenses	\$0	\$0	\$0	\$0	\$0	\$0	\$0	\$0	\$0	\$0
Contractual Services	\$0	\$0	\$0	\$0	\$0	\$0	\$0	\$0	\$0	\$0
Operating Capital	\$0	\$0	\$0	\$0	\$0	\$0	\$0	\$0	\$0	\$0
<b>TOTAL</b>	<b>\$13,000</b>	<b>\$0</b>	<b>\$0</b>	<b>\$0</b>	<b>\$0</b>	<b>\$0</b>	<b>\$0</b>	<b>\$0</b>	<b>\$0</b>	<b>\$13,000</b>
<b>PROGRAM REVENUE</b>										
Taxes	\$0	\$0	\$0	\$0	\$0	\$0	\$0	\$0	\$0	\$0
Intergovernmental Revenue	\$0	\$0	\$0	\$0	\$0	\$0	\$0	\$0	\$0	\$0
Licenses & Permits	\$0	\$0	\$0	\$0	\$0	\$0	\$0	\$0	\$0	\$0
Fines, Forfeits & Penalties	\$0	\$0	\$0	\$0	\$0	\$0	\$0	\$0	\$0	\$0
Public Charges for Services	\$0	\$0	\$0	\$0	\$0	\$0	\$0	\$0	\$0	\$0
Intergovernmental Charge for Services	\$0	\$0	\$0	\$0	\$0	\$0	\$0	\$0	\$0	\$0
Miscellaneous	\$0	\$0	\$0	\$0	\$0	\$0	\$0	\$0	\$0	\$0
Other Financing Sources	\$0	\$0	\$0	\$0	\$0	\$0	\$0	\$0	\$0	\$0
<b>TOTAL</b>	<b>\$0</b>	<b>\$0</b>	<b>\$0</b>	<b>\$0</b>	<b>\$0</b>	<b>\$0</b>	<b>\$0</b>	<b>\$0</b>	<b>\$0</b>	<b>\$0</b>
<b>GPR SUPPORT</b>	<b>\$13,000</b>	<b>\$0</b>	<b>\$0</b>	<b>\$0</b>	<b>\$0</b>	<b>\$0</b>	<b>\$0</b>	<b>\$0</b>	<b>\$0</b>	<b>\$13,000</b>
<b>F.T.E. STAFF</b>	<b>0.000</b>	<b>0.000</b>	<b>0.000</b>	<b>0.000</b>	<b>0.000</b>	<b>0.000</b>	<b>0.000</b>	<b>0.000</b>	<b>0.000</b>	<b>0.000</b>

<b>NARRATIVE INFORMATION ABOUT DECISION ITEMS SHOWN ABOVE</b>	Expenditures	Revenue	GPR Support
<b>2021 BUDGET BASE</b>	\$13,000	\$0	\$13,000
<b>2021 EXECUTIVE BUDGET</b>	\$13,000	\$0	\$13,000

<b>Dept:</b>	Human Services 2610	54	<b>DANE COUNTY</b>	<b>Fund Name:</b>	2610
<b>Prgm:</b>	HS Administration	301/39		<b>Fund No:</b>	2610

**Mission:**  
Administration provides policy development, general management, program planning and evaluation, budgeting, fiscal services, information system oversight, and general administrative support for the Department.

**Description:**  
The Administrative Unit reports to the Director and is responsible for Department-wide policy and management. Staff functions assure efficient day-to-day operations of the Department. Functions include planning, budgeting, information systems, and overall fiscal and clerical support. The Unit is also responsible for all fiscal contract management, State financial reporting, and collections. Additionally, the Unit includes personnel management oversight, facilities management, equal opportunities oversight, planning and policy coordination for Department staff.

	Actual 2019	Adopted 2020	2019 Carry Forward	Board Transfers	Budget As Modified	2020 YTD	Estimated 2020	Department Request
<b>PROGRAM EXPENDITURES</b>								
Personnel Costs	\$4,248,159	\$4,677,500	\$0	\$0	\$4,677,500	\$1,330,268	\$4,677,500	\$5,511,080
Operating Expenses	\$479,576	\$592,224	\$35,594	\$0	\$627,818	\$986,364	\$627,818	\$544,136
Contractual Services	\$15,865,643	\$12,396,825	\$181,265	\$0	\$12,578,090	\$1,411,005	\$12,578,090	\$9,157,665
Operating Capital	\$0	\$0	\$0	\$0	\$0	\$0	\$0	\$0
<b>TOTAL</b>	<b>\$20,593,378</b>	<b>\$17,666,549</b>	<b>\$216,859</b>	<b>\$0</b>	<b>\$17,883,408</b>	<b>\$3,727,637</b>	<b>\$17,883,408</b>	<b>\$15,212,881</b>
<b>PROGRAM REVENUE</b>								
Taxes	\$0	\$0	\$0	\$0	\$0	\$0	\$0	\$0
Intergovernmental Revenue	\$6,407,429	\$6,254,688	\$0	\$0	\$6,254,688	\$873,058	\$6,254,688	\$6,571,732
Licenses & Permits	\$0	\$0	\$0	\$0	\$0	\$0	\$0	\$0
Fines, Forfeits & Penalties	\$0	\$0	\$0	\$0	\$0	\$0	\$0	\$0
Public Charges for Services	\$13,911	\$12,100	\$0	\$1,000	\$13,100	\$3,258	\$13,100	\$12,100
Intergovernmental Charge for Services	\$0	\$0	\$0	\$0	\$0	\$0	\$0	\$0
Miscellaneous	\$32,885	\$0	\$0	\$0	\$0	\$2,589	\$0	\$0
Other Financing Sources	\$0	\$0	\$0	\$0	\$0	\$0	\$0	\$0
<b>TOTAL</b>	<b>\$6,454,224</b>	<b>\$6,266,788</b>	<b>\$0</b>	<b>\$1,000</b>	<b>\$6,267,788</b>	<b>\$878,904</b>	<b>\$6,267,788</b>	<b>\$6,583,832</b>
<b>GPR SUPPORT</b>	<b>\$14,139,154</b>	<b>\$11,399,761</b>			<b>\$11,615,620</b>			<b>\$8,629,049</b>
<b>F.T.E. STAFF</b>	<b>37.000</b>	<b>39.500</b>					<b>39.500</b>	<b>46.000</b>

Dept: Human Services 2610		54							Fund Name: 2610
Prgm: HS Administration		301/39							Fund No.: 2610
DI#	2021 Base	Net Decision Items							2021 Executive Budget
		01	02	03	04	05	06	07	
<b>PROGRAM EXPENDITURES</b>									
Personnel Costs	\$4,793,300	\$0	\$0	\$0	\$607,400	\$110,380	\$0	\$0	\$5,511,080
Operating Expenses	\$592,224	\$0	\$0	(\$63,486)	(\$1,500)	\$16,898	\$0	\$0	\$544,136
Contractual Services	\$8,981,525	\$0	\$0	\$0	\$0	\$176,140	\$0	\$0	\$9,157,665
Operating Capital	\$0	\$0	\$0	\$0	\$0	\$0	\$0	\$0	\$0
<b>TOTAL</b>	<b>\$14,367,049</b>	<b>\$0</b>	<b>\$0</b>	<b>(\$63,486)</b>	<b>\$605,900</b>	<b>\$303,418</b>	<b>\$0</b>	<b>\$0</b>	<b>\$15,212,881</b>
<b>PROGRAM REVENUE</b>									
Taxes	\$0	\$0	\$0	\$0	\$0	\$0	\$0	\$0	\$0
Intergovernmental Revenue	\$6,254,688	\$0	\$0	\$0	(\$45,347)	\$429,391	\$0	\$0	\$6,638,732
Licenses & Permits	\$0	\$0	\$0	\$0	\$0	\$0	\$0	\$0	\$0
Fines, Forfeits & Penalties	\$0	\$0	\$0	\$0	\$0	\$0	\$0	\$0	\$0
Public Charges for Services	\$12,100	\$0	\$0	\$0	\$0	\$0	\$0	\$0	\$12,100
Intergovernmental Charge for Services	\$0	\$0	\$0	\$0	\$0	\$0	\$0	\$0	\$0
Miscellaneous	\$0	\$0	\$0	\$0	\$0	\$12,050	\$0	\$0	\$12,050
Other Financing Sources	\$0	\$0	\$0	\$0	\$0	\$0	\$0	\$0	\$0
<b>TOTAL</b>	<b>\$6,266,788</b>	<b>\$0</b>	<b>\$0</b>	<b>\$0</b>	<b>(\$45,347)</b>	<b>\$441,441</b>	<b>\$0</b>	<b>\$0</b>	<b>\$6,662,882</b>
<b>GPR SUPPORT</b>	<b>\$8,100,261</b>	<b>\$0</b>	<b>\$0</b>	<b>(\$63,486)</b>	<b>\$651,247</b>	<b>(\$138,023)</b>	<b>\$0</b>	<b>\$0</b>	<b>\$8,549,999</b>
<b>F.T.E. STAFF</b>	<b>39.500</b>	<b>0.000</b>	<b>0.000</b>	<b>0.000</b>	<b>6.500</b>	<b>0.000</b>	<b>0.000</b>	<b>0.000</b>	<b>46.000</b>

NARRATIVE INFORMATION ABOUT DECISION ITEMS SHOWN ABOVE		Expenditures	Revenue	GPR Support
<b>2021 BUDGET BASE</b>		\$14,367,049	\$6,266,788	\$8,100,261
DI #	HUMN-ADMN-1			
DEPT	There is no Decision Item	\$0	\$0	\$0
EXEC		\$0	\$0	\$0
ADOPTED				\$0
NET DI # HUMN-ADMN-1		\$0	\$0	\$0

Dept:	Human Services 2610	54	Fund Name:	2610	
Prgm:	HS Administration	301/39	Fund No.:	2610	
NARRATIVE INFORMATION ABOUT DECISION ITEMS SHOWN ON PREVIOUS PAGE			Expenditures	Revenue	GPR Support
DI #	HUMN-ADMN-2	There is no Decision Item			
DEPT			\$0	\$0	\$0
EXEC			\$0	\$0	\$0
ADOPTED					\$0
NET DI # HUMN-ADMN-2			\$0	\$0	\$0
DI #	HUMN-ADMN-3	Contractually Obligated Increases			
DEPT		This decision accounts for any contractually obligated contract increases along with funding recommendations where appropriate. This includes rent, telephone, annual software and catered meals cost to continue expense. Telephone, Internet and Utility costs allocated to this program are reduced for a net levy savings of (\$63,486).	(\$63,486)	\$0	(\$63,486)
EXEC		Approved as Requested	\$0	\$0	\$0
ADOPTED					\$0
NET DI # HUMN-ADMN-3			(\$63,486)	\$0	(\$63,486)
DI #	HUMN-ADMN-4	Reallocations and Transfers			
DEPT		This decision item reflects reallocation of expenditures, expenditure/revenue adjustments and/or positions between orgs resulting from operational changes, resolutions or fund transfers made in 2020 that are continuing in 2021. Personnel and operating reallocations in this program increase levy by \$651,247. There is zero levy impact department-wide.	\$605,900	(\$45,347)	\$651,247
EXEC		Approved as Requested	\$0	\$0	\$0
ADOPTED					\$0
NET DI # HUMN-ADMN-4			\$605,900	(\$45,347)	\$651,247

<b>Dept:</b>	Human Services 2610	54	<b>Fund Name:</b>	2610
<b>Prgm:</b>	HS Administration	301/39	<b>Fund No.:</b>	2610

NARRATIVE INFORMATION ABOUT DECISION ITEMS SHOWN ON PREVIOUS PAGE			Expenditures	Revenue	GPR Support
DI #	HUMN-ADMN-5	Other/New Expenditures and/or Revenue Changes			
DEPT	This decision includes an increase of \$110,380 for an LTE Internship program, \$45,000 for staff professional development and diversity training, \$141,100 for system improvements and \$6,938 in cost to continue to support the development and distribution of the annual report. Net administrative revenue is increased by \$362,291 for a total levy savings of (\$58,973).		\$303,418	\$362,391	(\$58,973)
EXEC	Approve as requested. Also, fund Covid recovery initiative with Madison Region Economic Partnership-MADREP and expand cultural diversity initiative at Newbridge Madison, Inc.		\$0	\$79,050	(\$79,050)
ADOPTED					\$0
	NET DI #	HUMN-ADMN-5	\$303,418	\$441,441	(\$138,023)

--	--	--	--	--	--

<b>2021 EXECUTIVE BUDGET</b>	\$15,212,881	\$6,662,882	\$8,549,999
------------------------------	--------------	-------------	-------------

<b>Dept:</b>	Human Services 2610	54	<b>DANE COUNTY</b>	<b>Fund Name:</b>	2610
<b>Prgm:</b>	ACS Administration	304/40		<b>Fund No:</b>	2610

## Mission:

To provide supportive community-based services, which enable older adults and people with disabilities to lead safe productive, fulfilling lives.

## Description:

Plan, develop and manage service systems for assigned target groups, develop and manage service system budgets, develop resources, recommend and manage the contracting process with purchase of service vendors, provide staff supervision to direct service staff, perform clerical and data support functions to meet Division needs, and provide necessary documentation to maximize revenue.

	Actual 2019	Adopted 2020	2019 Carry Forward	Board Transfers	Budget As Modified	2020 YTD	Estimated 2020	Department Request
<b>PROGRAM EXPENDITURES</b>								
Personnel Costs	\$1,605,237	\$1,616,100	\$0	\$0	\$1,616,100	\$584,932	\$1,616,100	\$1,353,800
Operating Expenses	\$167,132	\$317,775	\$16,450	\$0	\$334,225	\$71,689	\$334,225	\$329,641
Contractual Services	\$370,208	\$728,881	\$0	\$0	\$728,881	\$112,468	\$728,881	\$402,226
Operating Capital	\$0	\$0	\$0	\$0	\$0	\$0	\$0	\$0
<b>TOTAL</b>	<b>\$2,142,577</b>	<b>\$2,662,756</b>	<b>\$16,450</b>	<b>\$0</b>	<b>\$2,679,206</b>	<b>\$769,089</b>	<b>\$2,679,206</b>	<b>\$2,085,667</b>
<b>PROGRAM REVENUE</b>								
Taxes	\$0	\$0	\$0	\$0	\$0	\$0	\$0	\$0
Intergovernmental Revenue	\$2,477,091	\$2,868,309	\$0	\$0	\$2,868,309	\$347,952	\$2,868,309	\$2,971,616
Licenses & Permits	\$0	\$0	\$0	\$0	\$0	\$0	\$0	\$0
Fines, Forfeits & Penalties	\$0	\$0	\$0	\$0	\$0	\$0	\$0	\$0
Public Charges for Services	\$0	\$0	\$0	\$0	\$0	\$0	\$0	\$0
Intergovernmental Charge for Services	\$0	\$0	\$0	\$0	\$0	\$0	\$0	\$0
Miscellaneous	\$0	\$0	\$0	\$0	\$0	\$0	\$0	\$0
Other Financing Sources	\$0	\$0	\$0	\$0	\$0	\$0	\$0	\$0
<b>TOTAL</b>	<b>\$2,477,091</b>	<b>\$2,868,309</b>	<b>\$0</b>	<b>\$0</b>	<b>\$2,868,309</b>	<b>\$347,952</b>	<b>\$2,868,309</b>	<b>\$2,971,616</b>
<b>GPR SUPPORT</b>	<b>(\$334,513)</b>	<b>(\$205,553)</b>			<b>(\$189,103)</b>			<b>(\$885,949)</b>
<b>F.T.E. STAFF</b>	<b>17.100</b>	<b>14.300</b>					<b>14.300</b>	<b>10.500</b>

Dept: Human Services 2610		54							Fund Name: 2610
Prgm: ACS Administration		304/40							Fund No.: 2610
DI#	2021 Base	Net Decision Items							2021 Executive Budget
		01	02	03	04	05	06	07	
<b>PROGRAM EXPENDITURES</b>									
Personnel Costs	\$1,702,700	\$0	\$0	\$0	(\$348,900)	\$0	\$0	\$0	\$1,353,800
Operating Expenses	\$317,775	\$0	\$0	(\$4,584)	\$0	\$16,450	\$0	\$0	\$329,641
Contractual Services	\$766,281	\$0	(\$210,587)	\$0	(\$153,468)	\$0	\$0	\$0	\$402,226
Operating Capital	\$0	\$0	\$0	\$0	\$0	\$0	\$0	\$0	\$0
<b>TOTAL</b>	<b>\$2,786,756</b>	<b>\$0</b>	<b>(\$210,587)</b>	<b>(\$4,584)</b>	<b>(\$502,368)</b>	<b>\$16,450</b>	<b>\$0</b>	<b>\$0</b>	<b>\$2,085,667</b>
<b>PROGRAM REVENUE</b>									
Taxes	\$0	\$0	\$0	\$0	\$0	\$0	\$0	\$0	\$0
Intergovernmental Revenue	\$2,868,309	\$0	(\$100,000)	\$0	\$10,000	\$193,307	\$0	\$0	\$2,971,616
Licenses & Permits	\$0	\$0	\$0	\$0	\$0	\$0	\$0	\$0	\$0
Fines, Forfeits & Penalties	\$0	\$0	\$0	\$0	\$0	\$0	\$0	\$0	\$0
Public Charges for Services	\$0	\$0	\$0	\$0	\$0	\$0	\$0	\$0	\$0
Intergovernmental Charge for Services	\$0	\$0	\$0	\$0	\$0	\$0	\$0	\$0	\$0
Miscellaneous	\$0	\$0	\$0	\$0	\$0	\$0	\$0	\$0	\$0
Other Financing Sources	\$0	\$0	\$0	\$0	\$0	\$0	\$0	\$0	\$0
<b>TOTAL</b>	<b>\$2,868,309</b>	<b>\$0</b>	<b>(\$100,000)</b>	<b>\$0</b>	<b>\$10,000</b>	<b>\$193,307</b>	<b>\$0</b>	<b>\$0</b>	<b>\$2,971,616</b>
<b>GPR SUPPORT</b>	<b>(\$81,553)</b>	<b>\$0</b>	<b>(\$110,587)</b>	<b>(\$4,584)</b>	<b>(\$512,368)</b>	<b>(\$176,857)</b>	<b>\$0</b>	<b>\$0</b>	<b>(\$885,949)</b>
<b>F.T.E. STAFF</b>	<b>14.300</b>	<b>0.000</b>	<b>0.000</b>	<b>0.000</b>	<b>(3.800)</b>	<b>0.000</b>	<b>0.000</b>	<b>0.000</b>	<b>10.500</b>

NARRATIVE INFORMATION ABOUT DECISION ITEMS SHOWN ABOVE		Expenditures	Revenue	GPR Support
<b>2021 BUDGET BASE</b>		\$2,786,756	\$2,868,309	(\$81,553)
DI # HUMN-AADM-1	There is no Decision Item			
DEPT		\$0	\$0	\$0
EXEC		\$0	\$0	\$0
ADOPTED				\$0
NET DI # HUMN-AADM-1		\$0	\$0	\$0

Dept:	Human Services 2610	54	Fund Name:	2610	
Prgm:	ACS Administration	304/40	Fund No.:	2610	
NARRATIVE INFORMATION ABOUT DECISION ITEMS SHOWN ON PREVIOUS PAGE			Expenditures	Revenue	GPR Support
DI #	HUMN-AADM-2	POS Contractual Budget Reduction			
DEPT	This decision item reflects purchased service contract reductions to current contract levels, grant drop-offs, RFP changes, services being brought in-house and program closures. Billing services are brought in house for a net levy savings of (\$110,587).		(\$210,587)	(\$100,000)	(\$110,587)
EXEC	Approved as Requested		\$0	\$0	\$0
ADOPTED					\$0
NET DI # HUMN-AADM-2			(\$210,587)	(\$100,000)	(\$110,587)
DI #	HUMN-AADM-3	Contractually Obligated Increases			
DEPT	This decision accounts for any contractually obligated contract increases along with funding recommendations where appropriate. This includes rent, telephone, annual software and catered meals cost to continue expense. Operating expenses are reduced by (\$4,584) to reflect 2021 obligated costs in this program.		(\$4,584)	\$0	(\$4,584)
EXEC	Approved as Requested		\$0	\$0	\$0
ADOPTED					\$0
NET DI # HUMN-AADM-3			(\$4,584)	\$0	(\$4,584)
DI #	HUMN-AADM-4	Reallocations and Transfers			
DEPT	This decision item reflects reallocation of expenditures, expenditure/revenue adjustments and/or positions between orgs resulting from operational changes, resolutions or fund transfers made in 2020 that are continuing in 2021. The impact in this program is decreased expense of (\$502,368), increased revenue of \$10,000 for a net levy decrease of (\$512,368) and zero levy impact department-wide.		(\$502,368)	\$10,000	(\$512,368)
EXEC	Approved as Requested		\$0	\$0	\$0
ADOPTED					\$0
NET DI # HUMN-AADM-4			(\$502,368)	\$10,000	(\$512,368)



<b>Dept:</b>	Human Services 2610	54	<b>Fund Name:</b>	2610
<b>Prgm:</b>	ACS Administration	304/40	<b>Fund No.:</b>	2610

NARRATIVE INFORMATION ABOUT DECISION ITEMS SHOWN ON PREVIOUS PAGE			Expenditures	Revenue	GPR Support
DI #	HUMN-AADM-5	Other/New Expenditures and/or Revenue Changes			
DEPT	This decision item includes increased revenues where applicable and changes to adjust expense/revenue levels accordingly. Conference and training is increased by \$16,450 with Victims of Crime Act funding and additional revenue of \$176,857 is added based on anticipated levels.		\$16,450	\$193,307	(\$176,857)
EXEC	Approved as Requested		\$0	\$0	\$0
ADOPTED					\$0
NET DI # HUMN-AADM-5			\$16,450	\$193,307	(\$176,857)

--	--	--

<b>2021 EXECUTIVE BUDGET</b>		
	\$2,085,667	\$2,971,616 (\$885,949)

<b>Dept:</b>	Human Services 2610	54	<b>DANE COUNTY</b>	<b>Fund Name:</b>	2610
<b>Prgm:</b>	Area Agency on Aging	304/41		<b>Fund No:</b>	2610

**Mission:**

The mission of the Area Agency on Aging of Dane County is to:

- Advocate for older adults to enable them to maintain full potential and enhance their quality of life;
- Affirm the dignity and value of older adults by supporting their choices for living in and giving to our community;
- Create and promote opportunities for communication among the entire community.

**Description:**

Pursuant to the Federal Older Americans Act, the Wisconsin Elders Act, and in cooperation with the Area Agency on Aging Board, staff provide and purchase the following: senior nutrition program, case management services, transportation, elder benefit specialist services, volunteer opportunities, and supports for caregivers of elders and for older adults who are primary caregivers of minor aged family members. AAA also conducts ongoing assessments of service system capacity and gaps, develops a three year County Aging Plan including initiatives consistent with identified needs and gaps. AAA coordinates services offered by Dane County and community agencies, prepares and submits reports required by various bodies, and promotes/coordinates working alliances with public and private sectors to increase awareness of aging programs and major issues facing older people. As the proportion of older adults in the population continues to increase, long range planning, including resource development to meet future needs, is a critical component of the work of the Area Agency on Aging.

	Actual 2019	Adopted 2020	2019 Carry Forward	Board Transfers	Budget As Modified	2020 YTD	Estimated 2020	Department Request
<b>PROGRAM EXPENDITURES</b>								
Personnel Costs	\$484,448	\$554,800	\$0	\$0	\$554,800	\$149,837	\$554,800	\$616,000
Operating Expenses	\$54,306	\$63,149	\$0	\$0	\$63,149	\$21,187	\$63,149	\$52,705
Contractual Services	\$3,232,702	\$3,367,087	\$0	\$0	\$3,367,087	\$996,514	\$3,367,087	\$3,639,472
Operating Capital	\$0	\$0	\$0	\$0	\$0	\$0	\$0	\$0
<b>TOTAL</b>	<b>\$3,771,456</b>	<b>\$3,985,036</b>	<b>\$0</b>	<b>\$0</b>	<b>\$3,985,036</b>	<b>\$1,167,538</b>	<b>\$3,985,036</b>	<b>\$4,308,177</b>
<b>PROGRAM REVENUE</b>								
Taxes	\$0	\$0	\$0	\$0	\$0	\$0	\$0	\$0
Intergovernmental Revenue	\$2,153,994	\$2,155,050	\$0	\$0	\$2,155,050	\$333,608	\$2,155,050	\$1,920,773
Licenses & Permits	\$0	\$0	\$0	\$0	\$0	\$0	\$0	\$0
Fines, Forfeits & Penalties	\$0	\$0	\$0	\$0	\$0	\$0	\$0	\$0
Public Charges for Services	\$155,033	\$142,079	\$0	\$0	\$142,079	\$9,388	\$142,079	\$382,375
Intergovernmental Charge for Services	\$0	\$0	\$0	\$0	\$0	\$0	\$0	\$0
Miscellaneous	\$0	\$0	\$0	\$0	\$0	\$0	\$0	\$0
Other Financing Sources	\$0	\$0	\$0	\$0	\$0	\$0	\$0	\$0
<b>TOTAL</b>	<b>\$2,309,027</b>	<b>\$2,297,129</b>	<b>\$0</b>	<b>\$0</b>	<b>\$2,297,129</b>	<b>\$342,995</b>	<b>\$2,297,129</b>	<b>\$2,303,148</b>
<b>GPR SUPPORT</b>	<b>\$1,462,429</b>	<b>\$1,687,907</b>			<b>\$1,687,907</b>			<b>\$2,005,029</b>
<b>F.T.E. STAFF</b>	<b>5.000</b>	<b>6.000</b>					<b>5.000</b>	<b>6.000</b>

<b>Dept:</b>	Human Services 2610	54							<b>Fund Name:</b>	2610
<b>Prgm:</b>	Area Agency on Aging	304/41							<b>Fund No.:</b>	2610
	2021	<b>Net Decision Items</b>							2021 Executive	
<b>DI#</b>	<b>Base</b>	<b>01</b>	<b>02</b>	<b>03</b>	<b>04</b>	<b>05</b>	<b>06</b>	<b>07</b>	<b>Budget</b>	
<b>PROGRAM EXPENDITURES</b>										
Personnel Costs	\$523,400	\$0	\$0	\$0	\$92,600	\$0	\$0	\$0	\$616,000	
Operating Expenses	\$63,149	\$0	\$0	\$2,003	(\$12,447)	\$0	\$0	\$0	\$52,705	
Contractual Services	\$3,367,087	\$29,050	(\$34,302)	\$0	\$307,366	(\$679)	\$0	\$0	\$3,668,522	
Operating Capital	\$0	\$0	\$0	\$0	\$0	\$0	\$0	\$0	\$0	
<b>TOTAL</b>	<b>\$3,953,636</b>	<b>\$29,050</b>	<b>(\$34,302)</b>	<b>\$2,003</b>	<b>\$387,519</b>	<b>(\$679)</b>	<b>\$0</b>	<b>\$0</b>	<b>\$4,337,227</b>	
<b>PROGRAM REVENUE</b>										
Taxes	\$0	\$0	\$0	\$0	\$0	\$0	\$0	\$0	\$0	
Intergovernmental Revenue	\$2,155,050	\$0	\$0	\$0	(\$234,177)	(\$100)	\$0	\$0	\$1,920,773	
Licenses & Permits	\$0	\$0	\$0	\$0	\$0	\$0	\$0	\$0	\$0	
Fines, Forfeits & Penalties	\$0	\$0	\$0	\$0	\$0	\$0	\$0	\$0	\$0	
Public Charges for Services	\$142,079	\$0	\$0	\$0	\$240,875	(\$579)	\$0	\$0	\$382,375	
Intergovernmental Charge for Services	\$0	\$0	\$0	\$0	\$0	\$0	\$0	\$0	\$0	
Miscellaneous	\$0	\$0	\$0	\$0	\$0	\$0	\$0	\$0	\$0	
Other Financing Sources	\$0	\$0	\$0	\$0	\$0	\$0	\$0	\$0	\$0	
<b>TOTAL</b>	<b>\$2,297,129</b>	<b>\$0</b>	<b>\$0</b>	<b>\$0</b>	<b>\$6,698</b>	<b>(\$679)</b>	<b>\$0</b>	<b>\$0</b>	<b>\$2,303,148</b>	
<b>GPR SUPPORT</b>	<b>\$1,656,507</b>	<b>\$29,050</b>	<b>(\$34,302)</b>	<b>\$2,003</b>	<b>\$380,821</b>	<b>\$0</b>	<b>\$0</b>	<b>\$0</b>	<b>\$2,034,079</b>	
<b>F.T.E. STAFF</b>	<b>5.000</b>	<b>0.000</b>	<b>0.000</b>	<b>0.000</b>	<b>1.000</b>	<b>0.000</b>	<b>0.000</b>	<b>0.000</b>	<b>6.000</b>	

<b>NARRATIVE INFORMATION ABOUT DECISION ITEMS SHOWN ABOVE</b>		Expenditures	Revenue	GPR Support
<b>2021 BUDGET BASE</b>		\$3,953,636	\$2,297,129	\$1,656,507
DI #	HUMN-AAGE-1 Cultural Diversity Initiative			
DEPT		\$0	\$0	\$0
EXEC	Expand cultural diversity initiative at Newbridge Madison, Inc.	\$29,050	\$0	\$29,050
ADOPTED				\$0
NET DI # HUMN-AAGE-1		\$29,050	\$0	\$29,050

Dept: Human Services 2610		54	Fund Name: 2610		
Prgm: Area Agency on Aging		304/41	Fund No.: 2610		
NARRATIVE INFORMATION ABOUT DECISION ITEMS SHOWN ON PREVIOUS PAGE			Expenditures	Revenue	GPR Support
DI #	HUMN-AAGE-2	POS Contractual Budget Reduction			
DEPT	This decision item reflects purchased service contract reductions to current contract levels, grant drop-offs, RFP changes, services being brought in-house and program closures. Levy savings of (\$34,302) are achieved as a result of bringing Caregiver support services in-house.		(\$34,302)	\$0	(\$34,302)
EXEC	Approved as Requested		\$0	\$0	\$0
ADOPTED					\$0
NET DI # HUMN-AAGE-2			(\$34,302)	\$0	(\$34,302)
DI #	HUMN-AAGE-3	Contractually Obligated Increases			
DEPT	This decision accounts for any contractually obligated contract increases along with funding recommendations where appropriate. This includes rent, telephone, annual software and catered meals cost to continue expense. Rent and telephone operating increases total \$2,003.		\$2,003	\$0	\$2,003
EXEC	Approved as Requested		\$0	\$0	\$0
ADOPTED					\$0
NET DI # HUMN-AAGE-3			\$2,003	\$0	\$2,003
DI #	HUMN-AAGE-4	Reallocations and Transfers			
DEPT	This decision item reflects reallocation of expenditures, expenditure/revenue adjustments and/or positions between orgs resulting from operational changes, resolutions or fund transfers made in 2020 that are continuing in 2021. As a result of transfers and reallocations, net levy increased in this program by \$380,821. There is zero levy impact department-wide.		\$387,519	\$6,698	\$380,821
EXEC	Approved as Requested		\$0	\$0	\$0
ADOPTED					\$0
NET DI # HUMN-AAGE-4			\$387,519	\$6,698	\$380,821

<b>Dept:</b>	Human Services 2610	54	<b>Fund Name:</b>	2610
<b>Prgm:</b>	Area Agency on Aging	304/41	<b>Fund No.:</b>	2610

NARRATIVE INFORMATION ABOUT DECISION ITEMS SHOWN ON PREVIOUS PAGE			Expenditures	Revenue	GPR Support
DI #	HUMN-AAGE-5	Other/New Expenditures and/or Revenue Changes			
DEPT	This decision item includes increased revenues where applicable and changes to adjust expense/revenue levels accordingly. The expense and revenue technical adjustment reduction of (\$679) has no levy impact.		(\$679)	(\$679)	\$0
EXEC	Approved as Requested		\$0	\$0	\$0
ADOPTED					\$0
NET DI # HUMN-AAGE-5			(\$679)	(\$679)	\$0

--	--	--

<b>2021 EXECUTIVE BUDGET</b>	\$4,337,227	\$2,303,148	\$2,034,079
------------------------------	-------------	-------------	-------------

<b>Dept:</b>	Human Services 2610	54	<b>DANE COUNTY</b>	<b>Fund Name:</b>	2610
<b>Prgm:</b>	Aging & Disability Resource Center	304/42		<b>Fund No:</b>	2610

**Mission:**

The Mission of the ADRC is to support seniors, adults with disabilities, their families and caregivers by providing useful information, assistance and education on community resources, services and long term care options and by serving as the single entry point for publicly funded long term care services while at all times respecting the rights, dignity and preference of the individual.

**Description:**

The ADRC welcomes the whole community to an attractive, accessible, non-threatening facility. The ADRC serves older adults and people with disabilities, regardless of their income, health condition and long term care needs. Among its services are information and assistance, counseling regarding long term care options, eligibility screening, benefits specialist services, transition services for youth approaching age 18, and wellness/prevention programming. The ADRC provides reliable and objective information about a broad range of community resources of interest to older adults and people with disabilities. It enables people to make informed, cost-effective decisions about long term care and strives to delay or prevent the need for long term care services and/or public funding for them. ADRC staff complete the long term care functional screen to determine eligibility for long term care programs in the County. ADRC staff enroll customers in the Family Care, IRIS (Include, Respect, I Self-Direct) and Partnership Programs. The ADRC identifies people at risk and with needs and connects them to needed services. To assess whether callers' needs have been met, the ADRC makes follow up contacts with individuals and conducts other quality assurance activities. The ADRC seeks and implements grant funded programs consistent with the ADRC's mission.

	Actual 2019	Adopted 2020	2019 Carry Forward	Board Transfers	Budget As Modified	2020 YTD	Estimated 2020	Department Request
<b>PROGRAM EXPENDITURES</b>								
Personnel Costs	\$4,259,473	\$4,604,400	\$0	\$0	\$4,604,400	\$1,267,196	\$4,604,400	\$4,679,800
Operating Expenses	\$340,943	\$387,123	\$198	\$1,000	\$388,321	\$107,519	\$388,321	\$385,258
Contractual Services	\$112,202	\$102,525	\$885	\$0	\$103,410	\$20,096	\$103,410	\$106,390
Operating Capital	\$0	\$0	\$0	\$0	\$0	\$0	\$0	\$0
<b>TOTAL</b>	<b>\$4,712,618</b>	<b>\$5,094,048</b>	<b>\$1,083</b>	<b>\$1,000</b>	<b>\$5,096,131</b>	<b>\$1,394,811</b>	<b>\$5,096,131</b>	<b>\$5,171,448</b>
<b>PROGRAM REVENUE</b>								
Taxes	\$0	\$0	\$0	\$0	\$0	\$0	\$0	\$0
Intergovernmental Revenue	\$4,712,618	\$5,094,048	\$0	\$0	\$5,094,048	\$708,817	\$5,094,048	\$5,171,448
Licenses & Permits	\$0	\$0	\$0	\$0	\$0	\$0	\$0	\$0
Fines, Forfeits & Penalties	\$0	\$0	\$0	\$0	\$0	\$0	\$0	\$0
Public Charges for Services	\$0	\$0	\$0	\$0	\$0	\$0	\$0	\$0
Intergovernmental Charge for Services	\$0	\$0	\$0	\$0	\$0	\$0	\$0	\$0
Miscellaneous	\$0	\$0	\$0	\$0	\$0	\$0	\$0	\$0
Other Financing Sources	\$0	\$0	\$0	\$0	\$0	\$0	\$0	\$0
<b>TOTAL</b>	<b>\$4,712,618</b>	<b>\$5,094,048</b>	<b>\$0</b>	<b>\$0</b>	<b>\$5,094,048</b>	<b>\$708,817</b>	<b>\$5,094,048</b>	<b>\$5,171,448</b>
<b>GPR SUPPORT</b>	<b>(\$0)</b>	<b>\$0</b>			<b>\$2,083</b>			<b>\$0</b>
<b>F.T.E. STAFF</b>	<b>45.600</b>	<b>46.100</b>					<b>46.100</b>	<b>46.000</b>

<b>Dept:</b>	Human Services 2610	54							<b>Fund Name:</b>	2610
<b>Prgm:</b>	Aging & Disability Resource Center	304/42							<b>Fund No.:</b>	2610
	2021	<b>Net Decision Items</b>							2021 Executive	
<b>DI#</b>	<b>Base</b>	<b>01</b>	<b>02</b>	<b>03</b>	<b>04</b>	<b>05</b>	<b>06</b>	<b>07</b>	<b>Budget</b>	
<b>PROGRAM EXPENDITURES</b>										
Personnel Costs	\$4,686,000	\$0	\$0	\$0	(\$6,200)	\$0	\$0	\$0	\$4,679,800	
Operating Expenses	\$387,123	(\$37,105)	\$0	\$30,600	\$0	\$4,640	\$0	\$0	\$385,258	
Contractual Services	\$102,525	(\$1,000)	\$0	\$0	\$0	\$4,865	\$0	\$0	\$106,390	
Operating Capital	\$0	\$0	\$0	\$0	\$0	\$0	\$0	\$0	\$0	
<b>TOTAL</b>	<b>\$5,175,648</b>	<b>(\$38,105)</b>	<b>\$0</b>	<b>\$30,600</b>	<b>(\$6,200)</b>	<b>\$9,505</b>	<b>\$0</b>	<b>\$0</b>	<b>\$5,171,448</b>	
<b>PROGRAM REVENUE</b>										
Taxes	\$0	\$0	\$0	\$0	\$0	\$0	\$0	\$0	\$0	
Intergovernmental Revenue	\$5,094,048	(\$38,105)	\$0	\$30,600	\$75,400	\$9,505	\$0	\$0	\$5,171,448	
Licenses & Permits	\$0	\$0	\$0	\$0	\$0	\$0	\$0	\$0	\$0	
Fines, Forfeits & Penalties	\$0	\$0	\$0	\$0	\$0	\$0	\$0	\$0	\$0	
Public Charges for Services	\$0	\$0	\$0	\$0	\$0	\$0	\$0	\$0	\$0	
Intergovernmental Charge for Services	\$0	\$0	\$0	\$0	\$0	\$0	\$0	\$0	\$0	
Miscellaneous	\$0	\$0	\$0	\$0	\$0	\$0	\$0	\$0	\$0	
Other Financing Sources	\$0	\$0	\$0	\$0	\$0	\$0	\$0	\$0	\$0	
<b>TOTAL</b>	<b>\$5,094,048</b>	<b>(\$38,105)</b>	<b>\$0</b>	<b>\$30,600</b>	<b>\$75,400</b>	<b>\$9,505</b>	<b>\$0</b>	<b>\$0</b>	<b>\$5,171,448</b>	
<b>GPR SUPPORT</b>	<b>\$81,600</b>	<b>\$0</b>	<b>\$0</b>	<b>\$0</b>	<b>(\$81,600)</b>	<b>\$0</b>	<b>\$0</b>	<b>\$0</b>	<b>\$0</b>	
<b>F.T.E. STAFF</b>	<b>46.100</b>	<b>0.000</b>	<b>0.000</b>	<b>0.000</b>	<b>(0.100)</b>	<b>0.000</b>	<b>0.000</b>	<b>0.000</b>	<b>46.000</b>	

<b>NARRATIVE INFORMATION ABOUT DECISION ITEMS SHOWN ABOVE</b>		Expenditures	Revenue	GPR Support
<b>2021 BUDGET BASE</b>		\$5,175,648	\$5,094,048	\$81,600
DI #	HUMN-ADRC-1 Non-Contract Budget Reductions			
DEPT	This decision item reflects personnel and operating reductions to meet the department's savings targets. Underutilized operating costs have been reduced where appropriate, non-contracted lines are reduced and selected staff vacancies are proposed to remain vacant throughout 2021 to achieve directed savings.	(\$38,105)	(\$38,105)	\$0
EXEC	Approved as Requested	\$0	\$0	\$0
ADOPTED				\$0
	<b>NET DI # HUMN-ADRC-1</b>	<b>(\$38,105)</b>	<b>(\$38,105)</b>	<b>\$0</b>

Dept: Human Services 2610		54	Fund Name: 2610		
Prgm: Aging & Disability Resource Center		304/42	Fund No.: 2610		
NARRATIVE INFORMATION ABOUT DECISION ITEMS SHOWN ON PREVIOUS PAGE			Expenditures	Revenue	GPR Support
DI #	HUMN-ADRC-2	There is no Decision Item			
DEPT			\$0	\$0	\$0
EXEC			\$0	\$0	\$0
ADOPTED					\$0
NET DI # HUMN-ADRC-2			\$0	\$0	\$0
DI #	HUMN-ADRC-3	Contractually Obligated Increases			
DEPT		This decision accounts for any contractually obligated contract increases along with funding recommendations where appropriate. This includes rent, telephone, annual software and catered meals cost to continue expense. Obligated operating increases total \$30,600.	\$30,600	\$30,600	\$0
EXEC		Approved as Requested	\$0	\$0	\$0
ADOPTED					\$0
NET DI # HUMN-ADRC-3			\$30,600	\$30,600	\$0
DI #	HUMN-ADRC-4	Reallocations and Transfers			
DEPT		This decision reflects reallocation of expenditures, expenditure/revenue adjustments and/or positions between orgs resulting from operational changes, resolutions or fund transfers made in 2020 that are continuing in 2021. Expense is reduced by (\$6,200) as a result of personnel transfers and revenue is increased by \$75,400 for levy impact in this program of (\$81,600). These transfers are levy neutral.	(\$6,200)	\$75,400	(\$81,600)
EXEC		Approved as Requested	\$0	\$0	\$0
ADOPTED					\$0
NET DI # HUMN-ADRC-4			(\$6,200)	\$75,400	(\$81,600)



<b>Dept:</b>	Human Services 2610	54	<b>Fund Name:</b>	2610
<b>Prgm:</b>	Aging & Disability Resource Center	304/42	<b>Fund No.:</b>	2610

NARRATIVE INFORMATION ABOUT DECISION ITEMS SHOWN ON PREVIOUS PAGE			Expenditures	Revenue	GPR Support
DI #	HUMN-ADRC-5	Other/New Expenditures and/or Revenue Changes			
DEPT	This decision item includes increased revenues where applicable and changes to adjust expense/revenue levels accordingly. Building, grounds, maintenance, repairs and janitorial costs are increased by \$9,505 with associated revenue.		\$9,505	\$9,505	\$0
EXEC	Approved as Requested		\$0	\$0	\$0
ADOPTED					\$0
NET DI # HUMN-ADRC-5			\$9,505	\$9,505	\$0

--	--	--

<b>2021 EXECUTIVE BUDGET</b>	\$5,171,448	\$5,171,448	\$0
------------------------------	-------------	-------------	-----

<b>Dept:</b>	Human Services 2610	54	<b>DANE COUNTY</b>	<b>Fund Name:</b>	2610
<b>Prgm:</b>	Adult Protective Services	304/43		<b>Fund No:</b>	2610

## Mission:

To improve the safety and independence of vulnerable adults who are victims of financial exploitation, abuse, neglect, or self-neglect.

## Description:

The Adult Protective Services Program is responsible for receiving reports from the community alleging abuse, neglect, self-neglect, or financial exploitation of vulnerable adults. The program investigates reports and intervenes when necessary to protect vulnerable adults. This intervention can include prompting court action to establish or maintain protection for elderly or disabled adults who are in need. Activities in this unit are guided by sections of the State Statutes that include Elder Abuse Reporting System as set forth in ss. 46.90, Guardianships and Conservatorships as set forth in Chapter 54, and Protective Service System as set forth in Chapter 55. This unit manages services such as supportive home care and adult day care that provide support to seniors and other vulnerable adults so they may remain in the community. This unit also provides referrals to resources that will serve to support and maintain certain adults in the community.

	Actual 2019	Adopted 2020	2019 Carry Forward	Board Transfers	Budget As Modified	2020 YTD	Estimated 2020	Department Request
<b>PROGRAM EXPENDITURES</b>								
Personnel Costs	\$1,587,299	\$1,891,100	\$0	\$0	\$1,891,100	\$530,146	\$1,891,100	\$1,879,800
Operating Expenses	\$1,224	\$22,355	\$15,750	\$0	\$38,105	\$2,690	\$38,105	\$60,705
Contractual Services	\$942,414	\$1,625,708	\$22,600	\$15,047	\$1,663,355	\$231,317	\$1,663,355	\$1,527,498
Operating Capital	\$0	\$0	\$0	\$0	\$0	\$0	\$0	\$0
<b>TOTAL</b>	<b>\$2,530,936</b>	<b>\$3,539,163</b>	<b>\$38,350</b>	<b>\$15,047</b>	<b>\$3,592,560</b>	<b>\$764,154</b>	<b>\$3,592,560</b>	<b>\$3,468,003</b>
<b>PROGRAM REVENUE</b>								
Taxes	\$0	\$0	\$0	\$0	\$0	\$0	\$0	\$0
Intergovernmental Revenue	\$2,101,870	\$2,046,617	\$54,800	\$15,047	\$2,116,464	\$315,427	\$2,116,464	\$2,213,663
Licenses & Permits	\$0	\$0	\$0	\$0	\$0	\$0	\$0	\$0
Fines, Forfeits & Penalties	\$0	\$0	\$0	\$0	\$0	\$0	\$0	\$0
Public Charges for Services	\$0	\$0	\$0	\$0	\$0	\$0	\$0	\$3,000
Intergovernmental Charge for Services	\$0	\$0	\$0	\$0	\$0	\$0	\$0	\$0
Miscellaneous	\$0	\$0	\$0	\$0	\$0	\$0	\$0	\$0
Other Financing Sources	\$0	\$0	\$0	\$0	\$0	\$0	\$0	\$0
<b>TOTAL</b>	<b>\$2,101,870</b>	<b>\$2,046,617</b>	<b>\$54,800</b>	<b>\$15,047</b>	<b>\$2,116,464</b>	<b>\$315,427</b>	<b>\$2,116,464</b>	<b>\$2,216,663</b>
<b>GPR SUPPORT</b>	<b>\$429,067</b>	<b>\$1,492,546</b>			<b>\$1,476,096</b>			<b>\$1,251,340</b>
<b>F.T.E. STAFF</b>	<b>18.500</b>	<b>18.000</b>					<b>18.000</b>	<b>16.000</b>

<b>Dept:</b>	Human Services 2610	54							<b>Fund Name:</b>	2610
<b>Prgm:</b>	Adult Protective Services	304/43							<b>Fund No.:</b>	2610
	2021	<b>Net Decision Items</b>							2021 Executive	
<b>DI#</b>	<b>Base</b>	<b>01</b>	<b>02</b>	<b>03</b>	<b>04</b>	<b>05</b>	<b>06</b>	<b>07</b>	<b>Budget</b>	
<b>PROGRAM EXPENDITURES</b>										
Personnel Costs	\$2,060,000	\$0	\$0	\$0	(\$180,200)	\$0	\$0	\$0	\$1,879,800	
Operating Expenses	\$22,355	\$0	\$0	\$0	\$0	\$38,350	\$0	\$0	\$60,705	
Contractual Services	\$1,625,708	(\$132,139)	(\$21,321)	\$0	\$45,654	\$9,596	\$0	\$0	\$1,527,498	
Operating Capital	\$0	\$0	\$0	\$0	\$0	\$0	\$0	\$0	\$0	
<b>TOTAL</b>	<b>\$3,708,063</b>	<b>(\$132,139)</b>	<b>(\$21,321)</b>	<b>\$0</b>	<b>(\$134,546)</b>	<b>\$47,946</b>	<b>\$0</b>	<b>\$0</b>	<b>\$3,468,003</b>	
<b>PROGRAM REVENUE</b>										
Taxes	\$0	\$0	\$0	\$0	\$0	\$0	\$0	\$0	\$0	
Intergovernmental Revenue	\$2,046,617	\$0	\$0	\$0	\$31,809	\$135,237	\$0	\$0	\$2,213,663	
Licenses & Permits	\$0	\$0	\$0	\$0	\$0	\$0	\$0	\$0	\$0	
Fines, Forfeits & Penalties	\$0	\$0	\$0	\$0	\$0	\$0	\$0	\$0	\$0	
Public Charges for Services	\$0	\$0	\$0	\$0	\$0	\$3,000	\$0	\$0	\$3,000	
Intergovernmental Charge for Services	\$0	\$0	\$0	\$0	\$0	\$0	\$0	\$0	\$0	
Miscellaneous	\$0	\$0	\$0	\$0	\$0	\$0	\$0	\$0	\$0	
Other Financing Sources	\$0	\$0	\$0	\$0	\$0	\$0	\$0	\$0	\$0	
<b>TOTAL</b>	<b>\$2,046,617</b>	<b>\$0</b>	<b>\$0</b>	<b>\$0</b>	<b>\$31,809</b>	<b>\$138,237</b>	<b>\$0</b>	<b>\$0</b>	<b>\$2,216,663</b>	
<b>GPR SUPPORT</b>	<b>\$1,661,446</b>	<b>(\$132,139)</b>	<b>(\$21,321)</b>	<b>\$0</b>	<b>(\$166,355)</b>	<b>(\$90,291)</b>	<b>\$0</b>	<b>\$0</b>	<b>\$1,251,340</b>	
<b>F.T.E. STAFF</b>	<b>18.000</b>	<b>0.000</b>	<b>0.000</b>	<b>0.000</b>	<b>(2.000)</b>	<b>0.000</b>	<b>0.000</b>	<b>0.000</b>	<b>16.000</b>	

<b>NARRATIVE INFORMATION ABOUT DECISION ITEMS SHOWN ABOVE</b>		Expenditures	Revenue	GPR Support
<b>2021 BUDGET BASE</b>		\$3,708,063	\$2,046,617	\$1,661,446
DI #	HUMN-ADPS-1 Non-Contract Budget Reductions			
DEPT	This decision item reflects personnel and operating reductions to meet the department's savings targets. Underutilized operating costs have been reduced where appropriate, non-contracted lines are reduced and selected staff vacancies are proposed to remain vacant throughout 2021 to achieve directed savings. Levy savings of (\$132,139) result from non-contracted supportive home care expense reductions.	(\$132,139)	\$0	(\$132,139)
EXEC	Approved as Requested	\$0	\$0	\$0
ADOPTED				\$0
	<b>NET DI # HUMN-ADPS-1</b>	<b>(\$132,139)</b>	<b>\$0</b>	<b>(\$132,139)</b>

Dept: Human Services 2610		54	Fund Name: 2610		
Prgm: Adult Protective Services		304/43	Fund No.: 2610		
NARRATIVE INFORMATION ABOUT DECISION ITEMS SHOWN ON PREVIOUS PAGE			Expenditures	Revenue	GPR Support
DI #	HUMN-ADPS-2	POS Contractual Budget Reduction			
DEPT	This decision item reflects purchased service contract reductions to current contract levels, grant drop-offs, RFP changes, services being brought in-house and program closures. Levy savings of (\$21,321) are achieved as a result of a closing volunteer guardianship program at NewBridge, Inc.		(\$21,321)	\$0	(\$21,321)
EXEC	Approved as Requested		\$0	\$0	\$0
ADOPTED					\$0
NET DI #		HUMN-ADPS-2	(\$21,321)	\$0	(\$21,321)
DI #	HUMN-ADPS-3	There is no Decision Item			
DEPT			\$0	\$0	\$0
EXEC			\$0	\$0	\$0
ADOPTED					\$0
NET DI #		HUMN-ADPS-3	\$0	\$0	\$0
DI #	HUMN-ADPS-4	Reallocations and Transfers			
DEPT	This decision item reflects reallocation of expenditures, expenditure/revenue adjustments and/or positions between orgs resulting from operational changes, resolutions or fund transfers made in 2020 that are continuing in 2021. The impact in this program is decreased expense of (\$134,546), increased revenue of \$31,809 for a net levy decrease of (\$166,355). There is zero levy impact department-wide.		(\$134,546)	\$31,809	(\$166,355)
EXEC	Approved as Requested		\$0	\$0	\$0
ADOPTED					\$0
NET DI #		HUMN-ADPS-4	(\$134,546)	\$31,809	(\$166,355)

<b>Dept:</b>	Human Services 2610	54	<b>Fund Name:</b>	2610
<b>Prgm:</b>	Adult Protective Services	304/43	<b>Fund No.:</b>	2610

NARRATIVE INFORMATION ABOUT DECISION ITEMS SHOWN ON PREVIOUS PAGE			Expenditures	Revenue	GPR Support
DI #	HUMN-ADPS-5	Other/New Expenditures and/or Revenue Changes			
DEPT	This decision item includes increased revenues where applicable and changes to adjust expense/revenue levels accordingly. Victims of Crimes Act (VOCA) outreach and emergency supplies expense are increased by \$38,350 with associated revenue, contractual costs are increased by \$9,596 and revenue of \$99,887 is added based on anticipated levels in 2021. The net levy savings is (\$90,291).		\$47,946	\$138,237	(\$90,291)
EXEC	Approved as Requested		\$0	\$0	\$0
ADOPTED					\$0
NET DI # HUMN-ADPS-5			\$47,946	\$138,237	(\$90,291)

--	--	--

<b>2021 EXECUTIVE BUDGET</b>	\$3,468,003	\$2,216,663	\$1,251,340
------------------------------	-------------	-------------	-------------

<b>Dept:</b>	Human Services 2610	54	<b>DANE COUNTY</b>	<b>Fund Name:</b>	2610
<b>Prgm:</b>	Disability Services	304/44		<b>Fund No:</b>	2610

## Mission:

To provide proactive support services for families raising a child with an intellectual or developmental disability.

## Description:

Disability Services is responsible for carrying out the Birth to Three and Children's Long Term Support Programs, consistent with State statutes and funding regulations. In carrying out those programs, this unit does the following: offers public information and referral; determines eligibility for services; assesses family-based strengths and needs; creates and contracts for community-based support services; develops or contributes to family support plans; manages waiting lists; provides case management; procures and maximizes generic and specialized funding sources; evaluates ongoing effectiveness of services; coordinates service with other funding/government entities; provides specialized services for children with autism; and provides state mandated early intervention (Birth to Three) services. This Unit provides proactive intervention to develop complex care plans and to prevent institutional placement for certain adults in the community and coordinates discharge planning for individuals to return to the community from an institutional placement. This unit coordinates transportation needs across multiple Managed Care Organizations and IRIS Consulting Agencies, and prepares transitioning youth for sustainable employment as adults.

	Actual 2019	Adopted 2020	2019 Carry Forward	Board Transfers	Budget As Modified	2020 YTD	Estimated 2020	Department Request
<b>PROGRAM EXPENDITURES</b>								
Personnel Costs	\$1,373,536	\$1,721,700	\$0	\$0	\$1,721,700	\$416,141	\$1,721,700	\$2,010,800
Operating Expenses	\$0	\$0	\$0	\$0	\$0	\$0	\$0	\$0
Contractual Services	\$17,094,139	\$20,504,629	\$243,462	\$59,393	\$20,807,484	\$1,395,476	\$20,807,484	\$20,721,663
Operating Capital	\$0	\$0	\$0	\$0	\$0	\$0	\$0	\$0
<b>TOTAL</b>	<b>\$18,467,675</b>	<b>\$22,226,329</b>	<b>\$243,462</b>	<b>\$59,393</b>	<b>\$22,529,184</b>	<b>\$1,811,617</b>	<b>\$22,529,184</b>	<b>\$22,732,463</b>
<b>PROGRAM REVENUE</b>								
Taxes	\$0	\$0	\$0	\$0	\$0	\$0	\$0	\$0
Intergovernmental Revenue	\$17,458,187	\$19,153,341	\$0	\$0	\$19,153,341	\$613,837	\$19,153,341	\$19,564,826
Licenses & Permits	\$0	\$0	\$0	\$0	\$0	\$0	\$0	\$0
Fines, Forfeits & Penalties	\$0	\$0	\$0	\$0	\$0	\$0	\$0	\$0
Public Charges for Services	\$701,488	\$518,500	\$0	\$59,393	\$577,893	\$51,617	\$577,893	\$581,975
Intergovernmental Charge for Services	\$0	\$0	\$0	\$0	\$0	\$0	\$0	\$0
Miscellaneous	\$0	\$0	\$0	\$0	\$0	\$0	\$0	\$0
Other Financing Sources	\$0	\$0	\$0	\$0	\$0	\$0	\$0	\$0
<b>TOTAL</b>	<b>\$18,159,675</b>	<b>\$19,671,841</b>	<b>\$0</b>	<b>\$59,393</b>	<b>\$19,731,234</b>	<b>\$665,454</b>	<b>\$19,731,234</b>	<b>\$20,146,801</b>
<b>GPR SUPPORT</b>	<b>\$308,000</b>	<b>\$2,554,488</b>			<b>\$2,797,950</b>			<b>\$2,585,662</b>
<b>F.T.E. STAFF</b>	<b>17.000</b>	<b>17.500</b>					<b>17.500</b>	<b>20.300</b>

<b>Dept:</b>	Human Services 2610	54						<b>Fund Name:</b>	2610
<b>Prgm:</b>	Disability Services	304/44						<b>Fund No.:</b>	2610
	2021	<b>Net Decision Items</b>							2021 Executive
<b>DI#</b>	<b>Base</b>	<b>01</b>	<b>02</b>	<b>03</b>	<b>04</b>	<b>05</b>	<b>06</b>	<b>07</b>	<b>Budget</b>
<b>PROGRAM EXPENDITURES</b>									
Personnel Costs	\$1,854,000	\$0	\$0	\$0	(\$7,000)	\$163,800	\$0	\$0	\$2,010,800
Operating Expenses	\$0	\$0	\$0	\$0	\$0	\$0	\$0	\$0	\$0
Contractual Services	\$20,504,629	(\$35,390)	(\$77,619)	\$0	\$130,243	\$199,800	\$0	\$0	\$20,721,663
Operating Capital	\$0	\$0	\$0	\$0	\$0	\$0	\$0	\$0	\$0
<b>TOTAL</b>	<b>\$22,358,629</b>	<b>(\$35,390)</b>	<b>(\$77,619)</b>	<b>\$0</b>	<b>\$123,243</b>	<b>\$363,600</b>	<b>\$0</b>	<b>\$0</b>	<b>\$22,732,463</b>
<b>PROGRAM REVENUE</b>									
Taxes	\$0	\$0	\$0	\$0	\$0	\$0	\$0	\$0	\$0
Intergovernmental Revenue	\$19,153,341	\$0	(\$75,358)	\$0	\$123,243	\$363,600	\$0	\$0	\$19,564,826
Licenses & Permits	\$0	\$0	\$0	\$0	\$0	\$0	\$0	\$0	\$0
Fines, Forfeits & Penalties	\$0	\$0	\$0	\$0	\$0	\$0	\$0	\$0	\$0
Public Charges for Services	\$518,500	\$0	\$0	\$0	\$0	\$63,475	\$0	\$0	\$581,975
Intergovernmental Charge for Services	\$0	\$0	\$0	\$0	\$0	\$0	\$0	\$0	\$0
Miscellaneous	\$0	\$0	\$0	\$0	\$0	\$0	\$0	\$0	\$0
Other Financing Sources	\$0	\$0	\$0	\$0	\$0	\$0	\$0	\$0	\$0
<b>TOTAL</b>	<b>\$19,671,841</b>	<b>\$0</b>	<b>(\$75,358)</b>	<b>\$0</b>	<b>\$123,243</b>	<b>\$427,075</b>	<b>\$0</b>	<b>\$0</b>	<b>\$20,146,801</b>
<b>GPR SUPPORT</b>	<b>\$2,686,788</b>	<b>(\$35,390)</b>	<b>(\$2,261)</b>	<b>\$0</b>	<b>\$0</b>	<b>(\$63,475)</b>	<b>\$0</b>	<b>\$0</b>	<b>\$2,585,662</b>
<b>F.T.E. STAFF</b>	<b>17.500</b>	<b>0.000</b>	<b>0.000</b>	<b>0.000</b>	<b>(0.200)</b>	<b>3.000</b>	<b>0.000</b>	<b>0.000</b>	<b>20.300</b>

<b>NARRATIVE INFORMATION ABOUT DECISION ITEMS SHOWN ABOVE</b>		Expenditures	Revenue	GPR Support
<b>2021 BUDGET BASE</b>		\$22,358,629	\$19,671,841	\$2,686,788
DI #	HUMN-ADIS-1 Non-Contract Budget Reductions			
DEPT	This decision item reflects personnel and operating reductions to meet the department's savings targets. Underutilized operating costs have been reduced where appropriate, non-contracted lines are reduced and selected staff vacancies are proposed to remain vacant throughout 2021 to achieve directed savings. Levy savings of (\$35,390) result from non-contracted reductions.	(\$35,390)	\$0	(\$35,390)
EXEC	Approved as Requested	\$0	\$0	\$0
ADOPTED				\$0
	<b>NET DI # HUMN-ADIS-1</b>	<b>(\$35,390)</b>	<b>\$0</b>	<b>(\$35,390)</b>

Dept: Human Services 2610		54	Fund Name: 2610		
Prgm: Disability Services		304/44	Fund No.: 2610		
NARRATIVE INFORMATION ABOUT DECISION ITEMS SHOWN ON PREVIOUS PAGE			Expenditures	Revenue	GPR Support
DI #	HUMN-ADIS-2	POS Contractual Budget Reduction			
DEPT	This decision item reflects purchased service contract reductions to current contract levels, grant drop-offs, RFP changes, services being brought in-house and program closures. Expense savings of (\$77,619), revenue savings of (\$75,358) and net levy savings of (\$2,261) are a result no 2020 or anticipated case management contract with Teamwork Associates in 2021.		(\$77,619)	(\$75,358)	(\$2,261)
EXEC	Approved as Requested		\$0	\$0	\$0
ADOPTED					\$0
		NET DI # HUMN-ADIS-2	(\$77,619)	(\$75,358)	(\$2,261)
DI #	HUMN-ADIS-3	There is no Decision Item			
DEPT			\$0	\$0	\$0
EXEC			\$0	\$0	\$0
ADOPTED					\$0
		NET DI # HUMN-ADIS-3	\$0	\$0	\$0
DI #	HUMN-ADIS-4	Reallocations and Transfers			
DEPT	This decision item reflects reallocation of expenditures, expenditure/revenue adjustments and/or positions between orgs resulting from operational changes, resolutions or fund transfers made in 2020 that are continuing in 2021. Reallocation and transfer expense and revenue in this program totals \$123,243. There is zero levy impact department-wide.		\$123,243	\$123,243	\$0
EXEC	Approved as Requested		\$0	\$0	\$0
ADOPTED					\$0
		NET DI # HUMN-ADIS-4	\$123,243	\$123,243	\$0



<b>Dept:</b>	Human Services 2610	54	<b>Fund Name:</b>	2610
<b>Prgm:</b>	Disability Services	304/44	<b>Fund No.:</b>	2610

NARRATIVE INFORMATION ABOUT DECISION ITEMS SHOWN ON PREVIOUS PAGE			Expenditures	Revenue	GPR Support
DI #	HUMN-ADIS-5	Other/New Expenditures and/or Revenue Changes			
DEPT	This decision item includes increased revenues where applicable and changes to adjust expense/revenue levels accordingly. This decision adds 3.0 FTE with Children's Long Term Support revenue of \$163,800, Crisis Innovation Grant revenue \$199,800 is added with associated expense and various revenue is increased by \$63,475 to reflect 2021 anticipated levels for an overall levy savings of (\$63,475).		\$363,600	\$427,075	(\$63,475)
EXEC	Approved as Requested		\$0	\$0	\$0
ADOPTED					\$0
NET DI # HUMN-ADIS-5			\$363,600	\$427,075	(\$63,475)

--	--	--	--	--	--

<b>2021 EXECUTIVE BUDGET</b>	\$22,732,463	\$20,146,801	\$2,585,662
------------------------------	--------------	--------------	-------------

<b>Dept:</b>	Human Services 2610	54	<b>DANE COUNTY</b>	<b>Fund Name:</b>	2610
<b>Prgm:</b>	Comprehensive Community Services	304/45		<b>Fund No:</b>	2610

**Mission:**  
Comprehensive Community Services, or CCS, is a program that provides mental health and substance use services to people of all ages. The intent of CCS services is to assist people in identifying their personal goals and in working towards those goals at their own pace. In the CCS program you are in charge of your own recovery.

**Description:**  
This program is a Medicaid benefit for individuals who have a mental health and/or substance use diagnosis that provides psychosocial rehabilitation services. Once eligibility is confirmed by meeting State-determined criteria, the individual and a service facilitator assemble a recovery team that works with the individual to establish and make progress toward recovery goals at a pace set by the individual. CCS embraces many core values in its approach to the delivery of mental health and substance use services. CCS values include:

- Respect of client values—what is important to you?
- Inclusion of natural supports and family—who is important to you?
- Flexibility of services—what you need, when you need it.
- Community—services will be provided where you need and want them.
- Respect of client choice—it's up to you!

	Actual 2019	Adopted 2020	2019 Carry Forward	Board Transfers	Budget As Modified	2020 YTD	Estimated 2020	Department Request
<b>PROGRAM EXPENDITURES</b>								
Personnel Costs	\$1,463,540	\$2,040,600	\$0	\$0	\$2,040,600	\$494,387	\$2,040,600	\$2,368,700
Operating Expenses	\$5,116	\$10,036	\$0	\$0	\$10,036	\$2,121	\$10,036	\$10,036
Contractual Services	\$21,454,515	\$20,050,034	\$0	\$0	\$20,050,034	\$5,643,312	\$20,050,034	\$21,505,000
Operating Capital	\$0	\$0	\$0	\$0	\$0	\$0	\$0	\$0
<b>TOTAL</b>	<b>\$22,923,170</b>	<b>\$22,100,670</b>	<b>\$0</b>	<b>\$0</b>	<b>\$22,100,670</b>	<b>\$6,139,820</b>	<b>\$22,100,670</b>	<b>\$23,883,736</b>
<b>PROGRAM REVENUE</b>								
Taxes	\$0	\$0	\$0	\$0	\$0	\$0	\$0	\$0
Intergovernmental Revenue	\$22,337,094	\$22,061,170	\$0	\$0	\$22,061,170	\$5,681,022	\$22,061,170	\$23,883,736
Licenses & Permits	\$0	\$0	\$0	\$0	\$0	\$0	\$0	\$0
Fines, Forfeits & Penalties	\$0	\$0	\$0	\$0	\$0	\$0	\$0	\$0
Public Charges for Services	\$0	\$0	\$0	\$0	\$0	\$0	\$0	\$0
Intergovernmental Charge for Services	\$0	\$0	\$0	\$0	\$0	\$0	\$0	\$0
Miscellaneous	\$0	\$0	\$0	\$0	\$0	\$0	\$0	\$0
Other Financing Sources	\$0	\$0	\$0	\$0	\$0	\$0	\$0	\$0
<b>TOTAL</b>	<b>\$22,337,094</b>	<b>\$22,061,170</b>	<b>\$0</b>	<b>\$0</b>	<b>\$22,061,170</b>	<b>\$5,681,022</b>	<b>\$22,061,170</b>	<b>\$23,883,736</b>
<b>GPR SUPPORT</b>	<b>\$586,076</b>	<b>\$39,500</b>			<b>\$39,500</b>			<b>\$0</b>
<b>F.T.E. STAFF</b>	<b>18.000</b>	<b>20.000</b>					<b>20.000</b>	<b>24.000</b>

<b>Dept:</b>	Human Services 2610	54							<b>Fund Name:</b>	2610
<b>Prgm:</b>	Comprehensive Community Services	304/45							<b>Fund No.:</b>	2610
<b>DI#</b>	<b>2021 Base</b>	<b>Net Decision Items</b>							<b>2021 Executive Budget</b>	
		<b>01</b>	<b>02</b>	<b>03</b>	<b>04</b>	<b>05</b>	<b>06</b>	<b>07</b>		
<b>PROGRAM EXPENDITURES</b>										
Personnel Costs	\$2,077,100	\$0	\$0	\$0	\$0	\$291,600	\$0	\$0	\$2,368,700	
Operating Expenses	\$10,036	\$0	\$0	\$0	\$0	\$0	\$0	\$0	\$10,036	
Contractual Services	\$20,050,034	\$0	\$0	\$0	\$0	\$1,454,966	\$0	\$0	\$21,505,000	
Operating Capital	\$0	\$0	\$0	\$0	\$0	\$0	\$0	\$0	\$0	
<b>TOTAL</b>	<b>\$22,137,170</b>	<b>\$0</b>	<b>\$0</b>	<b>\$0</b>	<b>\$0</b>	<b>\$1,746,566</b>	<b>\$0</b>	<b>\$0</b>	<b>\$23,883,736</b>	
<b>PROGRAM REVENUE</b>										
Taxes	\$0	\$0	\$0	\$0	\$0	\$0	\$0	\$0	\$0	
Intergovernmental Revenue	\$22,061,170	\$0	\$0	\$0	\$0	\$1,822,566	\$0	\$0	\$23,883,736	
Licenses & Permits	\$0	\$0	\$0	\$0	\$0	\$0	\$0	\$0	\$0	
Fines, Forfeits & Penalties	\$0	\$0	\$0	\$0	\$0	\$0	\$0	\$0	\$0	
Public Charges for Services	\$0	\$0	\$0	\$0	\$0	\$0	\$0	\$0	\$0	
Intergovernmental Charge for Services	\$0	\$0	\$0	\$0	\$0	\$0	\$0	\$0	\$0	
Miscellaneous	\$0	\$0	\$0	\$0	\$0	\$0	\$0	\$0	\$0	
Other Financing Sources	\$0	\$0	\$0	\$0	\$0	\$0	\$0	\$0	\$0	
<b>TOTAL</b>	<b>\$22,061,170</b>	<b>\$0</b>	<b>\$0</b>	<b>\$0</b>	<b>\$0</b>	<b>\$1,822,566</b>	<b>\$0</b>	<b>\$0</b>	<b>\$23,883,736</b>	
<b>GPR SUPPORT</b>	<b>\$76,000</b>	<b>\$0</b>	<b>\$0</b>	<b>\$0</b>	<b>\$0</b>	<b>(\$76,000)</b>	<b>\$0</b>	<b>\$0</b>	<b>\$0</b>	
<b>F.T.E. STAFF</b>	<b>20.000</b>	<b>0.000</b>	<b>0.000</b>	<b>0.000</b>	<b>0.000</b>	<b>4.000</b>	<b>0.000</b>	<b>0.000</b>	<b>24.000</b>	

<b>NARRATIVE INFORMATION ABOUT DECISION ITEMS SHOWN ABOVE</b>			<b>Expenditures</b>	<b>Revenue</b>	<b>GPR Support</b>
<b>2021 BUDGET BASE</b>			\$22,137,170	\$22,061,170	\$76,000
DI #	HUMN-ACCS-1	There is no Decision Item			
DEPT			\$0	\$0	\$0
EXEC			\$0	\$0	\$0
ADOPTED					\$0
	NET DI #	HUMN-ACCS-1	\$0	\$0	\$0

<b>Dept:</b>	Human Services 2610	54	<b>Fund Name:</b>	2610
<b>Prgm:</b>	Comprehensive Community Services	304/45	<b>Fund No.:</b>	2610

<b>NARRATIVE INFORMATION ABOUT DECISION ITEMS SHOWN ON PREVIOUS PAGE</b>			Expenditures	Revenue	GPR Support
DI #	HUMN-ACCS-2	There is no Decision Item			
DEPT			\$0	\$0	\$0
EXEC			\$0	\$0	\$0
ADOPTED					\$0
NET DI # HUMN-ACCS-2			\$0	\$0	\$0
DI #	HUMN-ACCS-3	There is no Decision Item			
DEPT			\$0	\$0	\$0
EXEC			\$0	\$0	\$0
ADOPTED					\$0
NET DI # HUMN-ACCS-3			\$0	\$0	\$0
DI #	HUMN-ACCS-4	There is no Decision Item			
DEPT			\$0	\$0	\$0
EXEC			\$0	\$0	\$0
ADOPTED					\$0
NET DI # HUMN-ACCS-4			\$0	\$0	\$0

--	--	--	--	--	--

<b>Dept:</b>	Human Services 2610	54	<b>Fund Name:</b>	2610
<b>Prgm:</b>	Comprehensive Community Services	304/45	<b>Fund No.:</b>	2610

NARRATIVE INFORMATION ABOUT DECISION ITEMS SHOWN ON PREVIOUS PAGE			Expenditures	Revenue	GPR Support
DI #	HUMN-ACCS-5	Other/New Expenditures and/or Revenue Changes			
DEPT	This decision item includes increased revenues where applicable and changes to adjust expense/revenue levels accordingly. This decision adds 4.0 FTE's costing \$291,600 and expands CCS contractual expense \$1,454,966 and adds revenue to reflect anticipated levels at \$1,822,566 in 2021 for a net levy savings of (\$76,000).		\$1,746,566	\$1,822,566	(\$76,000)
EXEC	Approved as Requested		\$0	\$0	\$0
ADOPTED					\$0
	NET DI #	HUMN-ACCS-5	\$1,746,566	\$1,822,566	(\$76,000)

--	--	--	--	--	--

<b>2021 EXECUTIVE BUDGET</b>			\$23,883,736	\$23,883,736	\$0
------------------------------	--	--	--------------	--------------	-----

<b>Dept:</b>	Human Services 2610	54	<b>DANE COUNTY</b>	<b>Fund Name:</b>	2610
<b>Prgm:</b>	Behavioral Health	304/46		<b>Fund No:</b>	2610

## Mission:

Collaborating for the prevention of and recovery from behavioral health concerns.

## Description:

This Unit provides and manages a service continuum that assists individuals to achieve personal goals so they can successfully participate in the community. Services are provided in a variety of settings using a variety of methods. Services include school and community-based outreach and prevention, outpatient treatment, employment and alternative sanction programs, community-based case management, day services, residential care, community and institution-based crisis supports.

	Actual 2019	Adopted 2020	2019 Carry Forward	Board Transfers	Budget As Modified	2020 YTD	Estimated 2020	Department Request
<b>PROGRAM EXPENDITURES</b>								
Personnel Costs	\$602,064	\$1,269,700	\$0	\$426,100	\$1,695,800	\$209,339	\$1,695,800	\$2,032,685
Operating Expenses	\$18,567	\$479,932	\$0	\$0	\$479,932	\$780	\$479,932	\$441,948
Contractual Services	\$30,409,368	\$36,788,777	\$0	(\$426,100)	\$36,362,677	\$9,239,581	\$36,362,677	\$33,770,685
Operating Capital	\$0	\$0	\$0	\$0	\$0	\$0	\$0	\$0
<b>TOTAL</b>	<b>\$31,029,998</b>	<b>\$38,538,409</b>	<b>\$0</b>	<b>\$0</b>	<b>\$38,538,409</b>	<b>\$9,449,700</b>	<b>\$38,538,409</b>	<b>\$36,245,318</b>
<b>PROGRAM REVENUE</b>								
Taxes	\$0	\$0	\$0	\$0	\$0	\$0	\$0	\$0
Intergovernmental Revenue	\$21,556,434	\$21,015,662	\$0	\$0	\$21,015,662	\$4,045,106	\$21,015,662	\$19,968,752
Licenses & Permits	\$0	\$0	\$0	\$0	\$0	\$0	\$0	\$0
Fines, Forfeits & Penalties	\$0	\$0	\$0	\$0	\$0	\$0	\$0	\$0
Public Charges for Services	\$96,960	\$175,043	\$0	\$0	\$175,043	\$39,365	\$175,043	\$214,085
Intergovernmental Charge for Services	\$0	\$0	\$0	\$0	\$0	\$0	\$0	\$0
Miscellaneous	\$0	\$0	\$0	\$0	\$0	\$0	\$0	\$0
Other Financing Sources	\$0	\$0	\$0	\$0	\$0	\$0	\$0	\$0
<b>TOTAL</b>	<b>\$21,653,394</b>	<b>\$21,190,705</b>	<b>\$0</b>	<b>\$0</b>	<b>\$21,190,705</b>	<b>\$4,084,471</b>	<b>\$21,190,705</b>	<b>\$20,182,837</b>
<b>GPR SUPPORT</b>	<b>\$9,376,604</b>	<b>\$17,347,704</b>			<b>\$17,347,704</b>			<b>\$16,062,481</b>
<b>F.T.E. STAFF</b>	<b>9.200</b>	<b>10.000</b>					<b>19.000</b>	<b>21.000</b>

Dept: Human Services 2610		54							Fund Name: 2610
Prgm: Behavioral Health		304/46							Fund No.: 2610
DI#	2021 Base	Net Decision Items							2021 Executive Budget
		01	02	03	04	05	06	07	
<b>PROGRAM EXPENDITURES</b>									
Personnel Costs	\$1,952,400	(\$99,915)	\$0	\$0	\$180,200	\$0	\$0	\$0	\$2,032,685
Operating Expenses	\$479,932	\$0	\$0	\$93,275	(\$131,259)	\$0	\$0	\$0	\$441,948
Contractual Services	\$35,788,777	(\$350,000)	(\$114,922)	\$0	(\$1,719,909)	\$166,739	\$0	\$0	\$33,770,685
Operating Capital	\$0	\$0	\$0	\$0	\$0	\$0	\$0	\$0	\$0
<b>TOTAL</b>	<b>\$38,221,109</b>	<b>(\$449,915)</b>	<b>(\$114,922)</b>	<b>\$93,275</b>	<b>(\$1,670,968)</b>	<b>\$166,739</b>	<b>\$0</b>	<b>\$0</b>	<b>\$36,245,318</b>
<b>PROGRAM REVENUE</b>									
Taxes	\$0	\$0	\$0	\$0	\$0	\$0	\$0	\$0	\$0
Intergovernmental Revenue	\$21,015,662	\$0	(\$111,422)	\$0	(\$1,771,648)	\$836,160	\$0	\$0	\$19,968,752
Licenses & Permits	\$0	\$0	\$0	\$0	\$0	\$0	\$0	\$0	\$0
Fines, Forfeits & Penalties	\$0	\$0	\$0	\$0	\$0	\$0	\$0	\$0	\$0
Public Charges for Services	\$175,043	\$0	\$0	\$0	\$39,042	\$0	\$0	\$0	\$214,085
Intergovernmental Charge for Services	\$0	\$0	\$0	\$0	\$0	\$0	\$0	\$0	\$0
Miscellaneous	\$0	\$0	\$0	\$0	\$0	\$0	\$0	\$0	\$0
Other Financing Sources	\$0	\$0	\$0	\$0	\$0	\$0	\$0	\$0	\$0
<b>TOTAL</b>	<b>\$21,190,705</b>	<b>\$0</b>	<b>(\$111,422)</b>	<b>\$0</b>	<b>(\$1,732,606)</b>	<b>\$836,160</b>	<b>\$0</b>	<b>\$0</b>	<b>\$20,182,837</b>
<b>GPR SUPPORT</b>	<b>\$17,030,404</b>	<b>(\$449,915)</b>	<b>(\$3,500)</b>	<b>\$93,275</b>	<b>\$61,638</b>	<b>(\$669,421)</b>	<b>\$0</b>	<b>\$0</b>	<b>\$16,062,481</b>
<b>F.T.E. STAFF</b>	<b>19.000</b>	<b>0.000</b>	<b>0.000</b>	<b>0.000</b>	<b>2.000</b>	<b>0.000</b>	<b>0.000</b>	<b>0.000</b>	<b>21.000</b>

NARRATIVE INFORMATION ABOUT DECISION ITEMS SHOWN ABOVE		Expenditures	Revenue	GPR Support
<b>2021 BUDGET BASE</b>		\$38,221,109	\$21,190,705	\$17,030,404
DI #	HUMN-ABEH-1 Non-Contract Budget Reductions			
DEPT	This decision reflects personnel and operating reductions to meet the department's savings targets. A behavioral health resource specialist position is left vacant throughout 2021 (\$99,915) and (\$350,000) of non-contracted MH services TBD funds is removed for a total levy savings of (\$449,915).	(\$449,915)	\$0	(\$449,915)
EXEC	Approved as Requested	\$0	\$0	\$0
ADOPTED				\$0
NET DI # HUMN-ABEH-1		(\$449,915)	\$0	(\$449,915)

Dept:	Human Services 2610	54	Fund Name:	2610	
Prgm:	Behavioral Health	304/46	Fund No.:	2610	
NARRATIVE INFORMATION ABOUT DECISION ITEMS SHOWN ON PREVIOUS PAGE			Expenditures	Revenue	GPR Support
DI #	HUMN-ABEH-2	POS Contractual Budget Reduction			
DEPT	This decision item reflects purchased service contract reductions to current contract levels, grant drop-offs, RFP changes, services being brought in-house and program closures. Smart Policing revenue and associated expense (\$111,422) are reduced due to grant sunseting in 2020; (\$3,500) is reduced due to program closure at Aids Network for a total levy savings of (\$3,500).		(\$114,922)	(\$111,422)	(\$3,500)
EXEC	Approved as Requested		\$0	\$0	\$0
ADOPTED					\$0
NET DI #		HUMN-ABEH-2	(\$114,922)	(\$111,422)	(\$3,500)
DI #	HUMN-ABEH-3	Contractually Obligated Increases			
DEPT	This decision accounts for any contractually obligated contract increases along with funding recommendations where appropriate. This includes rent, telephone, annual software and catered meals cost to continue expense. New Behavioral Health Resource Center rent, annual software license and miscellaneous costs of \$93,275 are reflected here.		\$93,275	\$0	\$93,275
EXEC	Approved as Requested		\$0	\$0	\$0
ADOPTED					\$0
NET DI #		HUMN-ABEH-3	\$93,275	\$0	\$93,275
DI #	HUMN-ABEH-4	Reallocations and Transfers			
DEPT	This decision reflects reallocation of expenditures, expenditure/revenue adjustments and/or positions between orgs resulting from operational changes, resolutions or fund transfers made in 2020 that are continuing in 2021. A levy savings of \$61,638 results in this program. \$1,037,156 in Housing Assistance funds were transferred to the HAA division. There is zero levy impact department-wide.		(\$1,670,968)	(\$1,732,606)	\$61,638
EXEC	Approved as Requested		\$0	\$0	\$0
ADOPTED					\$0
NET DI #		HUMN-ABEH-4	(\$1,670,968)	(\$1,732,606)	\$61,638



<b>Dept:</b>	Human Services 2610	54	<b>Fund Name:</b>	2610
<b>Prgm:</b>	Behavioral Health	304/46	<b>Fund No.:</b>	2610

NARRATIVE INFORMATION ABOUT DECISION ITEMS SHOWN ON PREVIOUS PAGE			Expenditures	Revenue	GPR Support
DI #	HUMN-ABEH-5	Other/New Expenditures and/or Revenue Changes			
DEPT	This decision item includes increased revenues where applicable and changes to adjust expense/revenue levels accordingly. Contractual expense increased \$166,739, Medical Assistance Targeted Case Management revenue \$8,160 and Wisconsin Medicaid Cost Reporting (WIMCR) revenue \$828,000 were increased to anticipated 2021 levels for a net levy savings of (\$669,421).		\$166,739	\$836,160	(\$669,421)
EXEC	Approved as Requested		\$0	\$0	\$0
ADOPTED					\$0
NET DI # HUMN-ABEH-5			\$166,739	\$836,160	(\$669,421)

--	--	--

<b>2021 EXECUTIVE BUDGET</b>	\$36,245,318	\$20,182,837	\$16,062,481
------------------------------	--------------	--------------	--------------

<b>Dept:</b>	Human Services 2610	54	<b>DANE COUNTY</b>	<b>Fund Name:</b>	2610
<b>Prgm:</b>	Transportation	304/48		<b>Fund No:</b>	2610

**Mission:**  
Dane County Department of Human Services provides individual and group transportation services which enable persons with disabilities and older adults to access their communities and needed services. Transportation assistance may also be provided for low-income families or persons with unique medical transportation needs.

**Description:**  
This unit manages a number of grant-funded programs that foster independence for individuals in the community. By operating a Transportation Call Center as a single point-of-entry for transportation information in Dane County, staff provide information on all available transportation resources, including public transit, human services programs, vehicle acquisition and repair loans, ride sharing, and other programs. Call Center staff can determine eligibility, arrange for individual and group rides, authorize specialized transportation and related programs, and enroll individuals in mobility training and bus-buddy programs.

	Actual 2019	Adopted 2020	2019 Carry Forward	Board Transfers	Budget As Modified	2020 YTD	Estimated 2020	Department Request
<b>PROGRAM EXPENDITURES</b>								
Personnel Costs	\$271,604	\$284,400	\$0	\$0	\$284,400	\$96,119	\$284,400	\$287,000
Operating Expenses	\$0	\$100	\$0	\$28,070	\$28,170	\$0	\$28,170	\$29,670
Contractual Services	\$2,400,937	\$2,730,371	\$0	\$82,872	\$2,813,243	\$556,829	\$2,813,243	\$2,813,243
Operating Capital	\$0	\$0	\$0	\$0	\$0	\$0	\$0	\$0
<b>TOTAL</b>	<b>\$2,672,542</b>	<b>\$3,014,871</b>	<b>\$0</b>	<b>\$110,942</b>	<b>\$3,125,813</b>	<b>\$652,948</b>	<b>\$3,125,813</b>	<b>\$3,129,913</b>
<b>PROGRAM REVENUE</b>								
Taxes	\$0	\$0	\$0	\$0	\$0	\$0	\$0	\$0
Intergovernmental Revenue	\$1,462,844	\$1,559,470	\$0	\$110,942	\$1,670,412	\$1,131,470	\$1,670,412	\$1,670,412
Licenses & Permits	\$0	\$0	\$0	\$0	\$0	\$0	\$0	\$0
Fines, Forfeits & Penalties	\$0	\$0	\$0	\$0	\$0	\$0	\$0	\$0
Public Charges for Services	\$840,185	\$1,033,895	\$0	\$0	\$1,033,895	\$66,933	\$1,033,895	\$1,033,895
Intergovernmental Charge for Services	\$0	\$0	\$0	\$0	\$0	\$0	\$0	\$0
Miscellaneous	\$0	\$0	\$0	\$0	\$0	\$0	\$0	\$0
Other Financing Sources	\$0	\$0	\$0	\$0	\$0	\$0	\$0	\$0
<b>TOTAL</b>	<b>\$2,303,029</b>	<b>\$2,593,365</b>	<b>\$0</b>	<b>\$110,942</b>	<b>\$2,704,307</b>	<b>\$1,198,403</b>	<b>\$2,704,307</b>	<b>\$2,704,307</b>
<b>GPR SUPPORT</b>	<b>\$369,513</b>	<b>\$421,506</b>			<b>\$421,506</b>			<b>\$425,606</b>
<b>F.T.E. STAFF</b>	<b>3.000</b>	<b>2.500</b>					<b>2.500</b>	<b>2.500</b>

<b>Dept:</b>	Human Services 2610	54							<b>Fund Name:</b>	2610
<b>Prgm:</b>	Transportation	304/48							<b>Fund No.:</b>	2610
	2021	<b>Net Decision Items</b>							2021 Executive	
<b>DI#</b>	<b>Base</b>	<b>01</b>	<b>02</b>	<b>03</b>	<b>04</b>	<b>05</b>	<b>06</b>	<b>07</b>	<b>Budget</b>	
<b>PROGRAM EXPENDITURES</b>										
Personnel Costs	\$287,000	\$0	\$0	\$0	\$0	\$0	\$0	\$0	\$287,000	
Operating Expenses	\$100	\$0	\$0	\$0	\$29,570	\$0	\$0	\$0	\$29,670	
Contractual Services	\$2,730,371	\$0	\$0	\$0	\$82,872	\$0	\$0	\$0	\$2,813,243	
Operating Capital	\$0	\$0	\$0	\$0	\$0	\$0	\$0	\$0	\$0	
<b>TOTAL</b>	<b>\$3,017,471</b>	<b>\$0</b>	<b>\$0</b>	<b>\$0</b>	<b>\$112,442</b>	<b>\$0</b>	<b>\$0</b>	<b>\$0</b>	<b>\$3,129,913</b>	
<b>PROGRAM REVENUE</b>										
Taxes	\$0	\$0	\$0	\$0	\$0	\$0	\$0	\$0	\$0	
Intergovernmental Revenue	\$1,559,470	\$0	\$0	\$0	\$110,942	\$0	\$0	\$0	\$1,670,412	
Licenses & Permits	\$0	\$0	\$0	\$0	\$0	\$0	\$0	\$0	\$0	
Fines, Forfeits & Penalties	\$0	\$0	\$0	\$0	\$0	\$0	\$0	\$0	\$0	
Public Charges for Services	\$1,033,895	\$0	\$0	\$0	\$0	\$0	\$0	\$0	\$1,033,895	
Intergovernmental Charge for Services	\$0	\$0	\$0	\$0	\$0	\$0	\$0	\$0	\$0	
Miscellaneous	\$0	\$0	\$0	\$0	\$0	\$0	\$0	\$0	\$0	
Other Financing Sources	\$0	\$0	\$0	\$0	\$0	\$0	\$0	\$0	\$0	
<b>TOTAL</b>	<b>\$2,593,365</b>	<b>\$0</b>	<b>\$0</b>	<b>\$0</b>	<b>\$110,942</b>	<b>\$0</b>	<b>\$0</b>	<b>\$0</b>	<b>\$2,704,307</b>	
<b>GPR SUPPORT</b>	<b>\$424,106</b>	<b>\$0</b>	<b>\$0</b>	<b>\$0</b>	<b>\$1,500</b>	<b>\$0</b>	<b>\$0</b>	<b>\$0</b>	<b>\$425,606</b>	
<b>F.T.E. STAFF</b>	<b>2.500</b>	<b>0.000</b>	<b>0.000</b>	<b>0.000</b>	<b>0.000</b>	<b>0.000</b>	<b>0.000</b>	<b>0.000</b>	<b>2.500</b>	

<b>NARRATIVE INFORMATION ABOUT DECISION ITEMS SHOWN ABOVE</b>			Expenditures	Revenue	GPR Support
<b>2021 BUDGET BASE</b>			\$3,017,471	\$2,593,365	\$424,106
DI #	HUMN-ATRA-1	There is no Decision Item			
DEPT			\$0	\$0	\$0
EXEC			\$0	\$0	\$0
ADOPTED					\$0
NET DI # HUMN-ATRA-1			\$0	\$0	\$0

Dept:	Human Services 2610	54	Fund Name:	2610	
Prgm:	Transportation	304/48	Fund No.:	2610	
NARRATIVE INFORMATION ABOUT DECISION ITEMS SHOWN ON PREVIOUS PAGE			Expenditures	Revenue	GPR Support
DI #	HUMN-ATRA-2	There is no Decision Item			
DEPT			\$0	\$0	\$0
EXEC			\$0	\$0	\$0
ADOPTED					\$0
NET DI # HUMN-ATRA-2			\$0	\$0	\$0
DI #	HUMN-ATRA-3	There is no Decision Item			
DEPT			\$0	\$0	\$0
EXEC			\$0	\$0	\$0
ADOPTED					\$0
NET DI # HUMN-ATRA-3			\$0	\$0	\$0
DI #	HUMN-ATRA-4	Reallocations and Transfers			
DEPT	This decision item reflects reallocation of expenditures, expenditure/revenue adjustments and/or positions between orgs resulting from operational changes, resolutions or fund transfers made in 2020 that are continuing in 2021. The impact in this program is increased expense of \$112,442 and offsetting revenue of \$110,942 for a net levy impact of \$1,500. There is zero levy impact department-wide.		\$112,442	\$110,942	\$1,500
EXEC	Approved as Requested		\$0	\$0	\$0
ADOPTED					\$0
NET DI # HUMN-ATRA-4			\$112,442	\$110,942	\$1,500
<b>2021 EXECUTIVE BUDGET</b>			\$3,129,913	\$2,704,307	\$425,606

<b>Dept:</b>	Human Services 2610	54	<b>DANE COUNTY</b>	<b>Fund Name:</b>	2610
<b>Prgm:</b>	CYF Admin Youth Justice & CPS	305/50		<b>Fund No:</b>	2610

**Mission:**  
The Children, Youth and Families Division supports families and individuals in promoting and providing safe and nurturing home and community environments for children. Family and community members shall be treated with respect and dignity, focusing on strengths and assets as well as addressing problems and concerns. Quality services will be provided to consumers based on principles of equality, diversity and individual worth.

**Description:**  
The Division's services are described in its two program areas: Youth Justice and Child Protective Services. Administration includes the Division management/supervisory personnel who provide leadership for continuous improvement and support, working in partnership with line staff, contract agencies, schools, other service providers and funders, private business, and community residents. The Division has effective services and is developing strategies for more accessible, proactive, responsive, and cost-effective amenities to meet the growing needs of children and families within available resources. The Division is continuously improving its methods of assuring quality Child Protection and Youth Justice services.

	Actual 2019	Adopted 2020	2019 Carry Forward	Board Transfers	Budget As Modified	2020 YTD	Estimated 2020	Department Request
<b>PROGRAM EXPENDITURES</b>								
Personnel Costs	\$2,688,492	\$2,364,000	\$0	\$0	\$2,364,000	\$638,776	\$2,364,000	\$2,078,800
Operating Expenses	\$1,532,800	\$1,707,401	\$25,678	\$0	\$1,733,079	\$368,235	\$1,733,079	\$1,613,964
Contractual Services	\$742,462	\$705,635	\$63,040	\$0	\$768,675	\$66,425	\$768,675	\$692,044
Operating Capital	\$0	\$0	\$0	\$0	\$0	\$0	\$0	\$0
<b>TOTAL</b>	<b>\$4,963,754</b>	<b>\$4,777,036</b>	<b>\$88,718</b>	<b>\$0</b>	<b>\$4,865,754</b>	<b>\$1,073,436</b>	<b>\$4,865,754</b>	<b>\$4,384,808</b>
<b>PROGRAM REVENUE</b>								
Taxes	\$0	\$0	\$0	\$0	\$0	\$0	\$0	\$0
Intergovernmental Revenue	\$1,590,276	\$1,877,185	\$63,040	\$0	\$1,940,225	\$189,386	\$1,940,225	\$1,877,185
Licenses & Permits	\$0	\$0	\$0	\$0	\$0	\$0	\$0	\$0
Fines, Forfeits & Penalties	\$0	\$0	\$0	\$0	\$0	\$0	\$0	\$0
Public Charges for Services	\$2,559	\$500	\$0	\$0	\$500	\$5,876	\$500	\$500
Intergovernmental Charge for Services	\$0	\$0	\$0	\$0	\$0	\$0	\$0	\$0
Miscellaneous	\$12,500	\$0	\$0	\$0	\$0	\$8,000	\$0	\$0
Other Financing Sources	\$0	\$0	\$0	\$0	\$0	\$0	\$0	\$0
<b>TOTAL</b>	<b>\$1,605,335</b>	<b>\$1,877,685</b>	<b>\$63,040</b>	<b>\$0</b>	<b>\$1,940,725</b>	<b>\$203,262</b>	<b>\$1,940,725</b>	<b>\$1,877,685</b>
<b>GPR SUPPORT</b>	<b>\$3,358,419</b>	<b>\$2,899,351</b>			<b>\$2,925,029</b>			<b>\$2,507,123</b>
<b>F.T.E. STAFF</b>	<b>28.000</b>	<b>23.200</b>					<b>22.200</b>	<b>19.000</b>

<b>Dept:</b>	Human Services 2610	54							<b>Fund Name:</b>	2610
<b>Prgm:</b>	CYF Admin Youth Justice & CPS	305/50							<b>Fund No.:</b>	2610
	2021	<b>Net Decision Items</b>							2021 Executive	
<b>DI#</b>	<b>Base</b>	<b>01</b>	<b>02</b>	<b>03</b>	<b>04</b>	<b>05</b>	<b>06</b>	<b>07</b>	<b>Budget</b>	
<b>PROGRAM EXPENDITURES</b>										
Personnel Costs	\$2,384,100	\$0	\$0	\$0	(\$305,300)	\$0	\$0	\$0	\$2,078,800	
Operating Expenses	\$1,707,401	(\$30,000)	\$0	\$39,313	(\$102,750)	\$0	\$0	\$0	\$1,613,964	
Contractual Services	\$692,044	\$0	\$0	\$0	\$0	\$0	\$0	\$0	\$692,044	
Operating Capital	\$0	\$0	\$0	\$0	\$0	\$0	\$0	\$0	\$0	
<b>TOTAL</b>	<b>\$4,783,545</b>	<b>(\$30,000)</b>	<b>\$0</b>	<b>\$39,313</b>	<b>(\$408,050)</b>	<b>\$0</b>	<b>\$0</b>	<b>\$0</b>	<b>\$4,384,808</b>	
<b>PROGRAM REVENUE</b>										
Taxes	\$0	\$0	\$0	\$0	\$0	\$0	\$0	\$0	\$0	
Intergovernmental Revenue	\$1,877,185	\$0	\$0	\$0	\$0	\$0	\$0	\$0	\$1,877,185	
Licenses & Permits	\$0	\$0	\$0	\$0	\$0	\$0	\$0	\$0	\$0	
Fines, Forfeits & Penalties	\$0	\$0	\$0	\$0	\$0	\$0	\$0	\$0	\$0	
Public Charges for Services	\$500	\$0	\$0	\$0	\$0	\$0	\$0	\$0	\$500	
Intergovernmental Charge for Services	\$0	\$0	\$0	\$0	\$0	\$0	\$0	\$0	\$0	
Miscellaneous	\$0	\$0	\$0	\$0	\$0	\$0	\$0	\$0	\$0	
Other Financing Sources	\$0	\$0	\$0	\$0	\$0	\$0	\$0	\$0	\$0	
<b>TOTAL</b>	<b>\$1,877,685</b>	<b>\$0</b>	<b>\$0</b>	<b>\$0</b>	<b>\$0</b>	<b>\$0</b>	<b>\$0</b>	<b>\$0</b>	<b>\$1,877,685</b>	
<b>GPR SUPPORT</b>	<b>\$2,905,860</b>	<b>(\$30,000)</b>	<b>\$0</b>	<b>\$39,313</b>	<b>(\$408,050)</b>	<b>\$0</b>	<b>\$0</b>	<b>\$0</b>	<b>\$2,507,123</b>	
<b>F.T.E. STAFF</b>	<b>22.200</b>	<b>0.000</b>	<b>0.000</b>	<b>0.000</b>	<b>(3.200)</b>	<b>0.000</b>	<b>0.000</b>	<b>0.000</b>	<b>19.000</b>	

<b>NARRATIVE INFORMATION ABOUT DECISION ITEMS SHOWN ABOVE</b>		Expenditures	Revenue	GPR Support
<b>2021 BUDGET BASE</b>		\$4,783,545	\$1,877,685	\$2,905,860
DI #	HUMN-CADM-1 Non-Contract Budget Reductions			
DEPT	This decision item reflects personnel and operating reductions to meet the department's savings targets. Underutilized operating costs have been reduced where appropriate, non-contracted lines are reduced and selected staff vacancies are proposed to remain vacant throughout 2021 to achieve directed savings. Printing and vehicle maintenance costs are reduced by (\$30,000) in this program for levy savings of (\$30,000).	(\$30,000)	\$0	(\$30,000)
EXEC	Approved as Requested	\$0	\$0	\$0
ADOPTED				\$0
NET DI # HUMN-CADM-1		(\$30,000)	\$0	(\$30,000)

Dept:		Human Services 2610	54	Fund Name:		2610
Prgm:		CYF Admin Youth Justice & CPS	305/50	Fund No.:		2610
NARRATIVE INFORMATION ABOUT DECISION ITEMS SHOWN ON PREVIOUS PAGE				Expenditures	Revenue	GPR Support
DI #	HUMN-CADM-2	There is no Decision Item				
DEPT				\$0	\$0	\$0
EXEC				\$0	\$0	\$0
ADOPTED						\$0
NET DI # HUMN-CADM-2				\$0	\$0	\$0
DI #	HUMN-CADM-3	Contractually Obligated Increases				
DEPT		This decision accounts for any contractually obligated contract increases along with funding recommendations where appropriate. This includes rent, telephone, annual software and catered meals cost to continue expense. Operating expenses are adjusted to anticipated levels in this program for a net levy increase of \$39,313.		\$39,313	\$0	\$39,313
EXEC		Approved as Requested		\$0	\$0	\$0
ADOPTED						\$0
NET DI # HUMN-CADM-3				\$39,313	\$0	\$39,313
DI #	HUMN-CADM-4	Reallocations and Transfers				
DEPT		This decision item reflects reallocation of expenditures, expenditure/revenue adjustments and/or positions between orgs resulting from operational changes, resolutions or fund transfers made in 2020 that are continuing in 2021. Personnel and operating expense totaling (\$408,050) are transferred from this program elsewhere in the department. There is zero levy impact department-wide.		(\$408,050)	\$0	(\$408,050)
EXEC		Approved as Requested		\$0	\$0	\$0
ADOPTED						\$0
NET DI # HUMN-CADM-4				(\$408,050)	\$0	(\$408,050)
<b>2021 EXECUTIVE BUDGET</b>				\$4,384,808	\$1,877,685	\$2,507,123

<b>Dept:</b>	Human Services 2610	54	<b>DANE COUNTY</b>	<b>Fund Name:</b>	2610
<b>Prgm:</b>	Youth Justice	305/53		<b>Fund No:</b>	2610

**Mission:**

Dane County has aligned its Youth Justice (YJ) Services around the Balanced Approach in response to the needs of youthful offenders and the protection needs of the community. This is accomplished through a coordinated planning and implementation process focused on expanded allocation of resources; establishment of a youth risk assessment; determination of required types and levels of supervision services; coordination of Department, Juvenile Court Program, purchase of service providers, and other youth services; and evaluation of service effectiveness. The Balanced Approach promotes individualized, holistic services with children, youth, and families together with community-based, collaborative intervention wherever possible.

**Description:**

The needs of juvenile offenders differ in terms of offense, offense history, and likelihood of recommitting crimes, emotional needs, educational levels, acceptance of criminal behavior, and other factors. The needs of the community for protection have heightened in recent years due to increases in serious juvenile crime. Effectively addressing youthful offender needs and community expectations requires an understanding of the individual and community, as well as knowledge and flexibility in applying different delinquency supervision methods and strategies. The Neighborhood Intervention Program (N.I.P.) is a significant part of the Children, Youth, and Families Department of Human Services YJ area. N.I.P offers innovative Community Supervision Services and Early Intervention Services to boys and girls ages 10-17 that are delinquent or at risk for delinquency. Programming seeks to redirect youth, promote prosocial behaviors, building youth competencies, and protecting the community while holding youth accountable for their behavior.

	Actual 2019	Adopted 2020	2019 Carry Forward	Board Transfers	Budget As Modified	2020 YTD	Estimated 2020	Department Request
<b>PROGRAM EXPENDITURES</b>								
Personnel Costs	\$5,674,302	\$6,749,900	\$0	\$0	\$6,749,900	\$1,795,581	\$6,749,900	\$6,719,860
Operating Expenses	\$81,768	\$119,526	\$0	\$0	\$119,526	\$9,213	\$119,526	\$125,226
Contractual Services	\$2,499,250	\$2,626,910	\$0	\$50,000	\$2,676,910	\$796,579	\$2,676,910	\$2,611,910
Operating Capital	\$0	\$0	\$0	\$0	\$0	\$0	\$0	\$0
<b>TOTAL</b>	<b>\$8,255,320</b>	<b>\$9,496,336</b>	<b>\$0</b>	<b>\$50,000</b>	<b>\$9,546,336</b>	<b>\$2,601,372</b>	<b>\$9,546,336</b>	<b>\$9,456,996</b>
<b>PROGRAM REVENUE</b>								
Taxes	\$0	\$0	\$0	\$0	\$0	\$0	\$0	\$0
Intergovernmental Revenue	\$4,477,770	\$4,464,295	\$0	\$50,000	\$4,514,295	\$855,881	\$4,514,295	\$4,523,149
Licenses & Permits	\$0	\$0	\$0	\$0	\$0	\$0	\$0	\$0
Fines, Forfeits & Penalties	\$0	\$0	\$0	\$0	\$0	\$0	\$0	\$0
Public Charges for Services	\$0	\$2,500	\$0	\$0	\$2,500	\$0	\$2,500	\$2,500
Intergovernmental Charge for Services	\$0	\$0	\$0	\$0	\$0	\$0	\$0	\$0
Miscellaneous	\$0	\$0	\$0	\$0	\$0	\$0	\$0	\$0
Other Financing Sources	\$0	\$0	\$0	\$0	\$0	\$0	\$0	\$0
<b>TOTAL</b>	<b>\$4,477,770</b>	<b>\$4,466,795</b>	<b>\$0</b>	<b>\$50,000</b>	<b>\$4,516,795</b>	<b>\$855,881</b>	<b>\$4,516,795</b>	<b>\$4,525,649</b>
<b>GPR SUPPORT</b>	<b>\$3,777,551</b>	<b>\$5,029,541</b>			<b>\$5,029,541</b>			<b>\$4,931,347</b>
<b>F.T.E. STAFF</b>	<b>59.000</b>	<b>60.500</b>					<b>60.500</b>	<b>60.500</b>



<b>Dept:</b>	Human Services 2610	54							<b>Fund Name:</b>	2610
<b>Prgm:</b>	Youth Justice	305/53							<b>Fund No.:</b>	2610
	2021	<b>Net Decision Items</b>							2021 Executive	
<b>DI#</b>	<b>Base</b>	<b>01</b>	<b>02</b>	<b>03</b>	<b>04</b>	<b>05</b>	<b>06</b>	<b>07</b>	<b>Budget</b>	
<b>PROGRAM EXPENDITURES</b>										
Personnel Costs	\$6,821,300	(\$101,440)	\$0	\$0	\$0	\$0	\$0	\$0	\$6,719,860	
Operating Expenses	\$119,526	\$0	\$0	\$5,700	\$0	\$0	\$0	\$0	\$125,226	
Contractual Services	\$2,626,910	\$0	\$0	\$0	(\$15,000)	\$0	\$0	\$0	\$2,611,910	
Operating Capital	\$0	\$0	\$0	\$0	\$0	\$0	\$0	\$0	\$0	
<b>TOTAL</b>	<b>\$9,567,736</b>	<b>(\$101,440)</b>	<b>\$0</b>	<b>\$5,700</b>	<b>(\$15,000)</b>	<b>\$0</b>	<b>\$0</b>	<b>\$0</b>	<b>\$9,456,996</b>	
<b>PROGRAM REVENUE</b>										
Taxes	\$0	\$0	\$0	\$0	\$0	\$0	\$0	\$0	\$0	
Intergovernmental Revenue	\$4,464,295	\$0	\$0	\$0	\$0	\$58,854	\$0	\$0	\$4,523,149	
Licenses & Permits	\$0	\$0	\$0	\$0	\$0	\$0	\$0	\$0	\$0	
Fines, Forfeits & Penalties	\$0	\$0	\$0	\$0	\$0	\$0	\$0	\$0	\$0	
Public Charges for Services	\$2,500	\$0	\$0	\$0	\$0	\$0	\$0	\$0	\$2,500	
Intergovernmental Charge for Services	\$0	\$0	\$0	\$0	\$0	\$0	\$0	\$0	\$0	
Miscellaneous	\$0	\$0	\$0	\$0	\$0	\$0	\$0	\$0	\$0	
Other Financing Sources	\$0	\$0	\$0	\$0	\$0	\$0	\$0	\$0	\$0	
<b>TOTAL</b>	<b>\$4,466,795</b>	<b>\$0</b>	<b>\$0</b>	<b>\$0</b>	<b>\$0</b>	<b>\$58,854</b>	<b>\$0</b>	<b>\$0</b>	<b>\$4,525,649</b>	
<b>GPR SUPPORT</b>	<b>\$5,100,941</b>	<b>(\$101,440)</b>	<b>\$0</b>	<b>\$5,700</b>	<b>(\$15,000)</b>	<b>(\$58,854)</b>	<b>\$0</b>	<b>\$0</b>	<b>\$4,931,347</b>	
<b>F.T.E. STAFF</b>	<b>60.500</b>	<b>0.000</b>	<b>0.000</b>	<b>0.000</b>	<b>0.000</b>	<b>0.000</b>	<b>0.000</b>	<b>0.000</b>	<b>60.500</b>	

<b>NARRATIVE INFORMATION ABOUT DECISION ITEMS SHOWN ABOVE</b>		Expenditures	Revenue	GPR Support
<b>2021 BUDGET BASE</b>		\$9,567,736	\$4,466,795	\$5,100,941
DI #	HUMN-CYTH-1 Non-Contract Budget Reductions			
DEPT	This decision item reflects personnel and operating reductions to meet the department's savings targets. Underutilized operating costs have been reduced where appropriate, non-contracted lines are reduced and selected staff vacancies are proposed to remain vacant throughout 2021 to achieve directed savings. One Trauma Informed Care Coordinator position is proposed to remain vacant throughout 2021 to achieve levy savings of (\$101,440).	(\$101,440)	\$0	(\$101,440)
EXEC	Approved as Requested	\$0	\$0	\$0
ADOPTED				\$0
NET DI # HUMN-CYTH-1		(\$101,440)	\$0	(\$101,440)

Dept:		Human Services 2610	54	Fund Name:		2610
Prgm:		Youth Justice	305/53	Fund No.:		2610
NARRATIVE INFORMATION ABOUT DECISION ITEMS SHOWN ON PREVIOUS PAGE				Expenditures	Revenue	GPR Support
DI #	HUMN-CYTH-2	There is no Decision Item				
DEPT				\$0	\$0	\$0
EXEC				\$0	\$0	\$0
ADOPTED						\$0
		NET DI #	HUMN-CYTH-2	\$0	\$0	\$0
DI #	HUMN-CYTH-3	Contractually Obligated Increases				
DEPT		This decision accounts for any contractually obligated contract increases along with funding recommendations where appropriate. This includes rent, telephone, annual software and catered meals cost to continue expense. Utility costs are increased by \$5,700.		\$5,700	\$0	\$5,700
EXEC		Approved as Requested		\$0	\$0	\$0
ADOPTED						\$0
		NET DI #	HUMN-CYTH-3	\$5,700	\$0	\$5,700
DI #	HUMN-CYTH-4	Reallocations and Transfers				
DEPT		This decision item reflects reallocation of expenditures, expenditure/revenue adjustments and/or positions between orgs resulting from operational changes, resolutions or fund transfers made in 2020 that are continuing in 2021. (\$15,000) in Youth Mentoring is transferred to PEI-Community Programs. There is zero levy impact department-wide.		(\$15,000)	\$0	(\$15,000)
EXEC		Approved as Requested		\$0	\$0	\$0
ADOPTED						\$0
		NET DI #	HUMN-CYTH-4	(\$15,000)	\$0	(\$15,000)

<b>Dept:</b>	Human Services 2610	54	<b>Fund Name:</b>	2610
<b>Prgm:</b>	Youth Justice	305/53	<b>Fund No.:</b>	2610

NARRATIVE INFORMATION ABOUT DECISION ITEMS SHOWN ON PREVIOUS PAGE			Expenditures	Revenue	GPR Support
DI #	HUMN-CYTH-5	Other/New Expenditures and/or Revenue Changes			
DEPT	This decision item includes increased revenues where applicable and changes to adjust expense/revenue levels accordingly. Increased Community Intervention Program revenue of \$58,854 is reflected here for a levy savings.		\$0	\$58,854	(\$58,854)
EXEC	Approved as Requested		\$0	\$0	\$0
ADOPTED					\$0
NET DI # HUMN-CYTH-5			\$0	\$58,854	(\$58,854)

--	--	--

<b>2021 EXECUTIVE BUDGET</b>	\$9,456,996	\$4,525,649	\$4,931,347
------------------------------	-------------	-------------	-------------

<b>Dept:</b>	Human Services 2610	54	<b>DANE COUNTY</b>	<b>Fund Name:</b>	2610
<b>Prgm:</b>	Child Protective Services	305/54		<b>Fund No:</b>	2610

**Mission:**

The CYF Division uses the Statewide model premised on the belief that the role and purpose of Child Protective Services (CPS) is to assess family conditions, circumstances, and behaviors to determine if families need agency services to keep their children safe and to provide and coordinate such services when needed. Health and safety of the child is the paramount value in CPS intervention, and the best environment for providing health and safety is a permanent family. Successful intervention requires various levels of family involvement in determining the focus and design of treatment and safety plans. Child safety is a product of family and community systems, as well as, the actions of individuals.

**Description:**

Wisconsin State Statute 48.13 presents the situations in which Courts have jurisdiction over children alleged to be in need of maltreatment-related protection or services. Intake staff assess allegations of child abuse and neglect and perform initial assessments on cases that are screened in. Once the assessment is complete, a decision is made as to whether the allegations are substantiated or not and whether to open the case formally or informally for ongoing services. The goal of the ongoing Social Worker is to assist the family to successfully complete the conditions of the court order or voluntary agreement. Assistance includes supervision and case management services, oversight of out-of-home placement situations, and referrals, as appropriate, to community-based services. Chapter 938.13 directs Dane County Department of Human Services (DCDHS) to work with juveniles who are either children in need of protection or services or are delinquent (children who have committed law offenses). DCDHS attempts to work with juveniles and families on a voluntary, non-Court basis.

	Actual 2019	Adopted 2020	2019 Carry Forward	Board Transfers	Budget As Modified	2020 YTD	Estimated 2020	Department Request
<b>PROGRAM EXPENDITURES</b>								
Personnel Costs	\$7,895,928	\$9,141,000	\$0	\$0	\$9,141,000	\$2,473,497	\$9,141,000	\$9,220,800
Operating Expenses	\$1,535	\$24,000	\$0	\$0	\$24,000	\$5,791	\$24,000	\$24,000
Contractual Services	\$1,293,178	\$1,410,390	\$0	\$0	\$1,410,390	\$369,070	\$1,410,390	\$1,648,292
Operating Capital	\$0	\$0	\$0	\$0	\$0	\$0	\$0	\$0
<b>TOTAL</b>	<b>\$9,190,640</b>	<b>\$10,575,390</b>	<b>\$0</b>	<b>\$0</b>	<b>\$10,575,390</b>	<b>\$2,848,358</b>	<b>\$10,575,390</b>	<b>\$10,893,092</b>
<b>PROGRAM REVENUE</b>								
Taxes	\$0	\$0	\$0	\$0	\$0	\$0	\$0	\$0
Intergovernmental Revenue	\$3,225,686	\$3,669,305	\$0	\$0	\$3,669,305	\$607,439	\$3,669,305	\$3,921,866
Licenses & Permits	\$0	\$0	\$0	\$0	\$0	\$0	\$0	\$0
Fines, Forfeits & Penalties	\$0	\$0	\$0	\$0	\$0	\$0	\$0	\$0
Public Charges for Services	\$0	\$0	\$0	\$0	\$0	\$0	\$0	\$0
Intergovernmental Charge for Services	\$0	\$0	\$0	\$0	\$0	\$0	\$0	\$0
Miscellaneous	\$7,000	\$0	\$0	\$0	\$0	\$7,000	\$0	\$0
Other Financing Sources	\$0	\$0	\$0	\$0	\$0	\$0	\$0	\$0
<b>TOTAL</b>	<b>\$3,232,686</b>	<b>\$3,669,305</b>	<b>\$0</b>	<b>\$0</b>	<b>\$3,669,305</b>	<b>\$614,439</b>	<b>\$3,669,305</b>	<b>\$3,921,866</b>
<b>GPR SUPPORT</b>	<b>\$5,957,954</b>	<b>\$6,906,085</b>			<b>\$6,906,085</b>			<b>\$6,971,226</b>
<b>F.T.E. STAFF</b>	<b>86.500</b>	<b>87.500</b>					<b>87.500</b>	<b>87.500</b>

<b>Dept:</b>	Human Services 2610	54							<b>Fund Name:</b>	2610
<b>Prgm:</b>	Child Protective Services	305/54							<b>Fund No.:</b>	2610
	2021	<b>Net Decision Items</b>							2021 Executive	
<b>DI#</b>	<b>Base</b>	<b>01</b>	<b>02</b>	<b>03</b>	<b>04</b>	<b>05</b>	<b>06</b>	<b>07</b>	<b>Budget</b>	
<b>PROGRAM EXPENDITURES</b>										
Personnel Costs	\$9,220,800	\$0	\$0	\$0	\$0	\$0	\$0	\$0	\$9,220,800	
Operating Expenses	\$24,000	\$0	\$0	\$0	\$0	\$0	\$0	\$0	\$24,000	
Contractual Services	\$1,410,390	(\$122,500)	(\$23,552)	\$0	\$383,954	\$0	\$0	\$0	\$1,648,292	
Operating Capital	\$0	\$0	\$0	\$0	\$0	\$0	\$0	\$0	\$0	
<b>TOTAL</b>	<b>\$10,655,190</b>	<b>(\$122,500)</b>	<b>(\$23,552)</b>	<b>\$0</b>	<b>\$383,954</b>	<b>\$0</b>	<b>\$0</b>	<b>\$0</b>	<b>\$10,893,092</b>	
<b>PROGRAM REVENUE</b>										
Taxes	\$0	\$0	\$0	\$0	\$0	\$0	\$0	\$0	\$0	
Intergovernmental Revenue	\$3,669,305	\$0	\$0	\$0	\$252,561	\$0	\$0	\$0	\$3,921,866	
Licenses & Permits	\$0	\$0	\$0	\$0	\$0	\$0	\$0	\$0	\$0	
Fines, Forfeits & Penalties	\$0	\$0	\$0	\$0	\$0	\$0	\$0	\$0	\$0	
Public Charges for Services	\$0	\$0	\$0	\$0	\$0	\$0	\$0	\$0	\$0	
Intergovernmental Charge for Services	\$0	\$0	\$0	\$0	\$0	\$0	\$0	\$0	\$0	
Miscellaneous	\$0	\$0	\$0	\$0	\$0	\$0	\$0	\$0	\$0	
Other Financing Sources	\$0	\$0	\$0	\$0	\$0	\$0	\$0	\$0	\$0	
<b>TOTAL</b>	<b>\$3,669,305</b>	<b>\$0</b>	<b>\$0</b>	<b>\$0</b>	<b>\$252,561</b>	<b>\$0</b>	<b>\$0</b>	<b>\$0</b>	<b>\$3,921,866</b>	
<b>GPR SUPPORT</b>	<b>\$6,985,885</b>	<b>(\$122,500)</b>	<b>(\$23,552)</b>	<b>\$0</b>	<b>\$131,393</b>	<b>\$0</b>	<b>\$0</b>	<b>\$0</b>	<b>\$6,971,226</b>	
<b>F.T.E. STAFF</b>	<b>87.500</b>	<b>0.000</b>	<b>0.000</b>	<b>0.000</b>	<b>0.000</b>	<b>0.000</b>	<b>0.000</b>	<b>0.000</b>	<b>87.500</b>	

<b>NARRATIVE INFORMATION ABOUT DECISION ITEMS SHOWN ABOVE</b>		Expenditures	Revenue	GPR Support
<b>2021 BUDGET BASE</b>		\$10,655,190	\$3,669,305	\$6,985,885
DI #	HUMN-CCPS-1 Non-Contract Budget Reductions			
DEPT	This decision item reflects personnel and operating reductions to meet the department's savings targets. Underutilized non-contracted expenses for drug screening, post reunification and independent living are reduced by (\$122,500) to achieve savings.	(\$122,500)	\$0	(\$122,500)
EXEC	Approved as Requested	\$0	\$0	\$0
ADOPTED				\$0
	<b>NET DI # HUMN-CCPS-1</b>	<b>(\$122,500)</b>	<b>\$0</b>	<b>(\$122,500)</b>

Dept:	Human Services 2610	54	Fund Name:	2610	
Prgm:	Child Protective Services	305/54	Fund No.:	2610	
<b>NARRATIVE INFORMATION ABOUT DECISION ITEMS SHOWN ON PREVIOUS PAGE</b>			Expenditures	Revenue	GPR Support
DI #	HUMN-CCPS-2	POS Contractual Budget Reduction			
DEPT	This decision item reflects purchased service contract reductions to current contract levels, grant drop-offs, RFP changes, services being brought in-house and program closures. A reduction in Court intake and studies expense of (\$23,552) is reflected, levy savings will be transferred to the Clerk of Courts for no levy savings County-wide.		(\$23,552)	\$0	(\$23,552)
EXEC	Approved as Requested		\$0	\$0	\$0
ADOPTED					\$0
		NET DI # HUMN-CCPS-2	(\$23,552)	\$0	(\$23,552)
DI #	HUMN-CCPS-3	There is no Decision Item			
DEPT			\$0	\$0	\$0
EXEC			\$0	\$0	\$0
ADOPTED					\$0
		NET DI # HUMN-CCPS-3	\$0	\$0	\$0
DI #	HUMN-CCPS-4	Reallocations and Transfers			
DEPT	This decision item reflects reallocation of expenditures, expenditure/revenue adjustments and/or positions between orgs resulting from operational changes, resolutions or fund transfers made in 2020 that are continuing in 2021. Expense increases of \$383,954 and revenue of \$252,561 are reallocated to the program for a net levy increase of \$131,393. There is zero levy impact department-wide.		\$383,954	\$252,561	\$131,393
EXEC	Approved as Requested		\$0	\$0	\$0
ADOPTED					\$0
		NET DI # HUMN-CCPS-4	\$383,954	\$252,561	\$131,393
<b>2021 EXECUTIVE BUDGET</b>			<b>\$10,893,092</b>	<b>\$3,921,866</b>	<b>\$6,971,226</b>

<b>Dept:</b>	Human Services 2610	54	<b>DANE COUNTY</b>	<b>Fund Name:</b>	2610
<b>Prgm:</b>	EAWS Administration	306/60		<b>Fund No:</b>	2610

**Mission:**  
 To plan, operate, and evaluate an array of programs which effectively meet the immediate needs of low-income residents of Dane County, and at the same time, foster independence and economic self-sufficiency to the greatest extent possible.

**Description:**  
 Economic Assistance and Work Services (EAWS) Administration incorporates program and policy development, employee training, contract and budget management, and support necessary to meet EAWS Division goals and assure compliance with State and Federal mandates.

	Actual 2019	Adopted 2020	2019 Carry Forward	Board Transfers	Budget As Modified	2020 YTD	Estimated 2020	Department Request
<b>PROGRAM EXPENDITURES</b>								
Personnel Costs	\$1,179,688	\$1,354,000	\$0	\$0	\$1,354,000	\$369,878	\$1,354,000	\$1,369,900
Operating Expenses	\$528,833	\$416,271	\$1,572	\$0	\$417,843	\$65,620	\$417,843	\$371,899
Contractual Services	\$99,019	\$326,278	\$0	\$0	\$326,278	\$100,749	\$326,278	\$360,678
Operating Capital	\$119,183	\$0	\$520,033	\$0	\$520,033	\$371,318	\$520,033	\$0
<b>TOTAL</b>	<b>\$1,926,723</b>	<b>\$2,096,549</b>	<b>\$521,604</b>	<b>\$0</b>	<b>\$2,618,153</b>	<b>\$907,565</b>	<b>\$2,618,153</b>	<b>\$2,102,477</b>
<b>PROGRAM REVENUE</b>								
Taxes	\$0	\$0	\$0	\$0	\$0	\$0	\$0	\$0
Intergovernmental Revenue	\$1,026,015	\$1,079,087	\$0	\$0	\$1,079,087	\$184,276	\$1,079,087	\$1,112,187
Licenses & Permits	\$0	\$0	\$0	\$0	\$0	\$0	\$0	\$0
Fines, Forfeits & Penalties	\$0	\$0	\$0	\$0	\$0	\$0	\$0	\$0
Public Charges for Services	\$256,139	\$233,675	\$0	\$0	\$233,675	\$63,987	\$233,675	\$233,675
Intergovernmental Charge for Services	\$0	\$0	\$0	\$0	\$0	\$0	\$0	\$0
Miscellaneous	\$0	\$0	\$0	\$0	\$0	\$0	\$0	\$0
Other Financing Sources	\$0	\$0	\$0	\$0	\$0	\$0	\$0	\$0
<b>TOTAL</b>	<b>\$1,282,154</b>	<b>\$1,312,762</b>	<b>\$0</b>	<b>\$0</b>	<b>\$1,312,762</b>	<b>\$248,263</b>	<b>\$1,312,762</b>	<b>\$1,345,862</b>
<b>GPR SUPPORT</b>	<b>\$644,570</b>	<b>\$783,787</b>			<b>\$1,305,391</b>			<b>\$756,615</b>
<b>F.T.E. STAFF</b>	<b>14.000</b>	<b>14.000</b>					<b>14.000</b>	<b>14.000</b>

Dept: Human Services 2610		54							Fund Name: 2610	
Prgm: EAWS Administration		306/60							Fund No.: 2610	
DI#	2021 Base	Net Decision Items							2021 Executive Budget	
		01	02	03	04	05	06	07		
<b>PROGRAM EXPENDITURES</b>										
Personnel Costs	\$1,369,900	\$0	\$0	\$0	\$0	\$0	\$0	\$0	\$1,369,900	
Operating Expenses	\$416,271	(\$62,084)	\$0	\$17,712	\$0	\$0	\$0	\$0	\$371,899	
Contractual Services	\$330,678	\$0	\$0	\$0	\$30,000	\$0	\$0	\$0	\$360,678	
Operating Capital	\$0	\$0	\$0	\$0	\$0	\$0	\$0	\$0	\$0	
<b>TOTAL</b>	<b>\$2,116,849</b>	<b>(\$62,084)</b>	<b>\$0</b>	<b>\$17,712</b>	<b>\$30,000</b>	<b>\$0</b>	<b>\$0</b>	<b>\$0</b>	<b>\$2,102,477</b>	
<b>PROGRAM REVENUE</b>										
Taxes	\$0	\$0	\$0	\$0	\$0	\$0	\$0	\$0	\$0	
Intergovernmental Revenue	\$1,079,087	\$0	\$0	\$17,712	\$0	\$15,388	\$0	\$0	\$1,112,187	
Licenses & Permits	\$0	\$0	\$0	\$0	\$0	\$0	\$0	\$0	\$0	
Fines, Forfeits & Penalties	\$0	\$0	\$0	\$0	\$0	\$0	\$0	\$0	\$0	
Public Charges for Services	\$233,675	\$0	\$0	\$0	\$0	\$0	\$0	\$0	\$233,675	
Intergovernmental Charge for Services	\$0	\$0	\$0	\$0	\$0	\$0	\$0	\$0	\$0	
Miscellaneous	\$0	\$0	\$0	\$0	\$0	\$0	\$0	\$0	\$0	
Other Financing Sources	\$0	\$0	\$0	\$0	\$0	\$0	\$0	\$0	\$0	
<b>TOTAL</b>	<b>\$1,312,762</b>	<b>\$0</b>	<b>\$0</b>	<b>\$17,712</b>	<b>\$0</b>	<b>\$15,388</b>	<b>\$0</b>	<b>\$0</b>	<b>\$1,345,862</b>	
<b>GPR SUPPORT</b>	<b>\$804,087</b>	<b>(\$62,084)</b>	<b>\$0</b>	<b>\$0</b>	<b>\$30,000</b>	<b>(\$15,388)</b>	<b>\$0</b>	<b>\$0</b>	<b>\$756,615</b>	
<b>F.T.E. STAFF</b>	<b>14.000</b>	<b>0.000</b>	<b>0.000</b>	<b>0.000</b>	<b>0.000</b>	<b>0.000</b>	<b>0.000</b>	<b>0.000</b>	<b>14.000</b>	

NARRATIVE INFORMATION ABOUT DECISION ITEMS SHOWN ABOVE				Expenditures	Revenue	GPR Support
<b>2021 BUDGET BASE</b>				\$2,116,849	\$1,312,762	\$804,087
DI #	HUMN-EADM-1	Non-Contract Budget Reductions				
DEPT	This decision item reflects personnel and operating reductions to meet the department's savings targets. Underutilized operating costs have been reduced where appropriate, non-contracted lines are reduced and selected staff vacancies are proposed to remain vacant throughout 2021 to achieve directed savings. Building rental savings of (\$62,084) is reflected as a result of discontinuing rental of the Job Center annex in 2020.			(\$62,084)	\$0	(\$62,084)
EXEC	Approved as Requested			\$0	\$0	\$0
ADOPTED						\$0
NET DI # HUMN-EADM-1				(\$62,084)	\$0	(\$62,084)



Dept:	Human Services 2610	54	Fund Name:	2610	
Prgm:	EAWS Administration	306/60	Fund No.:	2610	
NARRATIVE INFORMATION ABOUT DECISION ITEMS SHOWN ON PREVIOUS PAGE			Expenditures	Revenue	GPR Support
DI #	HUMN-EADM-2	There is no Decision Item			
DEPT			\$0	\$0	\$0
EXEC			\$0	\$0	\$0
ADOPTED					\$0
NET DI # HUMN-EADM-2			\$0	\$0	\$0
DI #	HUMN-EADM-3	Contractually Obligated Increases			
DEPT		This decision accounts for any contractually obligated contract increases along with funding recommendations where appropriate. This includes rent, telephone, annual software and catered meals cost to continue expense. Internet, telephone and utility expenses are increased to obligated levels for a total of \$17,712.	\$17,712	\$17,712	\$0
EXEC		Approved as Requested	\$0	\$0	\$0
ADOPTED					\$0
NET DI # HUMN-EADM-3			\$17,712	\$17,712	\$0
DI #	HUMN-EADM-4	Reallocations and Transfers			
DEPT		This decision item reflects reallocation of expenditures, expenditure/revenue adjustments and/or positions between orgs resulting from operational changes, resolutions or fund transfers made in 2020 that are continuing in 2021. \$30,000 in purchased security services is reallocated from overtime savings. There is zero levy impact department-wide.	\$30,000	\$0	\$30,000
EXEC		Approved as Requested	\$0	\$0	\$0
ADOPTED					\$0
NET DI # HUMN-EADM-4			\$30,000	\$0	\$30,000

<b>Dept:</b>	Human Services 2610	54	<b>Fund Name:</b>	2610
<b>Prgm:</b>	EAWS Administration	306/60	<b>Fund No.:</b>	2610

NARRATIVE INFORMATION ABOUT DECISION ITEMS SHOWN ON PREVIOUS PAGE			Expenditures	Revenue	GPR Support
DI #	HUMN-EADM-5	Other/New Expenditures and/or Revenue Changes			
DEPT	This decision item includes increased revenues where applicable and changes to adjust expense/revenue levels accordingly. Income Maintenance revenue is expanded based on 2021 anticipated levels in the program for levy savings of (\$15,388).		\$0	\$15,388	(\$15,388)
EXEC	Approved as Requested		\$0	\$0	\$0
ADOPTED					\$0
NET DI # HUMN-EADM-5			\$0	\$15,388	(\$15,388)

--	--	--

<b>2021 EXECUTIVE BUDGET</b>	\$2,102,477	\$1,345,862	\$756,615
------------------------------	-------------	-------------	-----------

<b>Dept:</b>	Human Services 2610	54	<b>DANE COUNTY</b>	<b>Fund Name:</b>	2610
<b>Prgm:</b>	Eligibility	306/62		<b>Fund No:</b>	2610

Mission:  
To provide access to support and services for those who qualify for State and Federal Income Maintenance programs including nutritional programs, health care and child care.

Description:  
Funding supports front line and oversight economic support specialist staff who determine and maintain eligibility for Foodshare, Medicaid, BadgerCare Plus and Wisconsin Shares for tens of thousands of needy income eligible families and citizens in Dane County.

	Actual 2019	Adopted 2020	2019 Carry Forward	Board Transfers	Budget As Modified	2020 YTD	Estimated 2020	Department Request
<b>PROGRAM EXPENDITURES</b>								
Personnel Costs	\$10,234,409	\$11,223,800	\$0	\$42,800	\$11,266,600	\$3,214,339	\$11,223,800	\$11,482,500
Operating Expenses	\$0	\$500	\$0	\$0	\$500	\$0	\$500	\$500
Contractual Services	\$0	\$13,500	\$0	\$0	\$13,500	\$0	\$13,500	\$13,500
Operating Capital	\$0	\$0	\$0	\$0	\$0	\$0	\$0	\$0
<b>TOTAL</b>	<b>\$10,234,409</b>	<b>\$11,237,800</b>	<b>\$0</b>	<b>\$42,800</b>	<b>\$11,280,600</b>	<b>\$3,214,339</b>	<b>\$11,237,800</b>	<b>\$11,496,500</b>
<b>PROGRAM REVENUE</b>								
Taxes	\$0	\$0	\$0	\$0	\$0	\$0	\$0	\$0
Intergovernmental Revenue	\$9,199,161	\$8,089,368	\$0	\$42,800	\$8,132,168	\$1,522,320	\$8,089,368	\$8,953,068
Licenses & Permits	\$0	\$0	\$0	\$0	\$0	\$0	\$0	\$0
Fines, Forfeits & Penalties	\$0	\$0	\$0	\$0	\$0	\$0	\$0	\$0
Public Charges for Services	\$178,441	\$230,240	\$0	\$0	\$230,240	\$61,880	\$230,240	\$230,240
Intergovernmental Charge for Services	\$0	\$0	\$0	\$0	\$0	\$0	\$0	\$0
Miscellaneous	\$0	\$0	\$0	\$0	\$0	\$0	\$0	\$0
Other Financing Sources	\$0	\$0	\$0	\$0	\$0	\$0	\$0	\$0
<b>TOTAL</b>	<b>\$9,377,602</b>	<b>\$8,319,608</b>	<b>\$0</b>	<b>\$42,800</b>	<b>\$8,362,408</b>	<b>\$1,584,200</b>	<b>\$8,319,608</b>	<b>\$9,183,308</b>
<b>GPR SUPPORT</b>	<b>\$856,806</b>	<b>\$2,918,192</b>			<b>\$2,918,192</b>			<b>\$2,313,192</b>
<b>F.T.E. STAFF</b>	<b>117.750</b>	<b>117.750</b>					<b>118.500</b>	<b>118.500</b>

<b>Dept:</b>	Human Services 2610	54							<b>Fund Name:</b>	2610
<b>Prgm:</b>	Eligibility	306/62							<b>Fund No.:</b>	2610
	2021	<b>Net Decision Items</b>							2021 Executive	
<b>DI#</b>	<b>Base</b>	<b>01</b>	<b>02</b>	<b>03</b>	<b>04</b>	<b>05</b>	<b>06</b>	<b>07</b>	<b>Budget</b>	
<b>PROGRAM EXPENDITURES</b>										
Personnel Costs	\$11,601,000	\$0	\$0	\$0	(\$30,000)	\$0	\$0	\$0	\$11,571,000	
Operating Expenses	\$500	\$0	\$0	\$0	\$0	\$0	\$0	\$0	\$500	
Contractual Services	\$13,500	\$0	\$0	\$0	\$0	\$0	\$0	\$0	\$13,500	
Operating Capital	\$0	\$0	\$0	\$0	\$0	\$0	\$0	\$0	\$0	
<b>TOTAL</b>	<b>\$11,615,000</b>	<b>\$0</b>	<b>\$0</b>	<b>\$0</b>	<b>(\$30,000)</b>	<b>\$0</b>	<b>\$0</b>	<b>\$0</b>	<b>\$11,585,000</b>	
<b>PROGRAM REVENUE</b>										
Taxes	\$0	\$0	\$0	\$0	\$0	\$0	\$0	\$0	\$0	
Intergovernmental Revenue	\$8,089,368	\$30,940	\$0	\$0	\$0	\$863,700	\$0	\$0	\$8,984,008	
Licenses & Permits	\$0	\$0	\$0	\$0	\$0	\$0	\$0	\$0	\$0	
Fines, Forfeits & Penalties	\$0	\$0	\$0	\$0	\$0	\$0	\$0	\$0	\$0	
Public Charges for Services	\$230,240	\$57,560	\$0	\$0	\$0	\$0	\$0	\$0	\$287,800	
Intergovernmental Charge for Services	\$0	\$0	\$0	\$0	\$0	\$0	\$0	\$0	\$0	
Miscellaneous	\$0	\$0	\$0	\$0	\$0	\$0	\$0	\$0	\$0	
Other Financing Sources	\$0	\$0	\$0	\$0	\$0	\$0	\$0	\$0	\$0	
<b>TOTAL</b>	<b>\$8,319,608</b>	<b>\$88,500</b>	<b>\$0</b>	<b>\$0</b>	<b>\$0</b>	<b>\$863,700</b>	<b>\$0</b>	<b>\$0</b>	<b>\$9,271,808</b>	
<b>GPR SUPPORT</b>	<b>\$3,295,392</b>	<b>(\$88,500)</b>	<b>\$0</b>	<b>\$0</b>	<b>(\$30,000)</b>	<b>(\$863,700)</b>	<b>\$0</b>	<b>\$0</b>	<b>\$2,313,192</b>	
<b>F.T.E. STAFF</b>	<b>118.500</b>	<b>0.000</b>	<b>0.000</b>	<b>0.000</b>	<b>0.000</b>	<b>0.000</b>	<b>0.000</b>	<b>0.000</b>	<b>118.500</b>	

<b>NARRATIVE INFORMATION ABOUT DECISION ITEMS SHOWN ABOVE</b>		Expenditures	Revenue	GPR Support
<b>2021 BUDGET BASE</b>		\$11,615,000	\$8,319,608	\$3,295,392
DI #	HUMN-EELI-1 Non-Contract Budget Reductions			
DEPT	This decision item reflects personnel and operating reductions to meet the department's savings targets. One Economic Support Specialist position is proposed to remain vacant throughout 2021 for levy savings of (\$88,500).	(\$88,500)	\$0	(\$88,500)
EXEC	Restore funding for Economic Support Specialist position to facilitate a partnership with Goodman Community Center to purchase an outstationed worker.	\$88,500	\$88,500	\$0
ADOPTED				\$0
NET DI # HUMN-EELI-1		\$0	\$88,500	(\$88,500)

Dept:		Human Services 2610	54	Fund Name:		2610
Prgm:		Eligibility	306/62	Fund No.:		2610
NARRATIVE INFORMATION ABOUT DECISION ITEMS SHOWN ON PREVIOUS PAGE				Expenditures	Revenue	GPR Support
DI #	HUMN-EELI-2	There is no Decision Item				
DEPT				\$0	\$0	\$0
EXEC				\$0	\$0	\$0
ADOPTED						\$0
		NET DI #	HUMN-EELI-2	\$0	\$0	\$0
DI #	HUMN-EELI-3	There is no Decision Item				
DEPT				\$0	\$0	\$0
EXEC				\$0	\$0	\$0
ADOPTED						\$0
		NET DI #	HUMN-EELI-3	\$0	\$0	\$0
DI #	HUMN-EELI-4	Reallocations and Transfers				
DEPT		This decision item reflects reallocation of expenditures, expenditure/revenue adjustments and/or positions between orgs resulting from operational changes, resolutions or fund transfers made in 2020 that are continuing in 2021. Overtime costs of (\$30,000) are reallocated to purchase additional security services. There is zero levy impact department-wide.		(\$30,000)	\$0	(\$30,000)
EXEC		Approved as Requested		\$0	\$0	\$0
ADOPTED						\$0
		NET DI #	HUMN-EELI-4	(\$30,000)	\$0	(\$30,000)

<b>Dept:</b>	Human Services 2610	54	<b>Fund Name:</b>	2610
<b>Prgm:</b>	Eligibility	306/62	<b>Fund No.:</b>	2610

NARRATIVE INFORMATION ABOUT DECISION ITEMS SHOWN ON PREVIOUS PAGE			Expenditures	Revenue	GPR Support
DI #	HUMN-EELI-5	Other/New Expenditures and/or Revenue Changes			
DEPT	This decision item includes increased revenues where applicable and changes to adjust expense/revenue levels accordingly. Income Maintenance and Fraud revenues are expanded based on 2021 anticipated levels in this program for a net levy savings of (\$863,700).		\$0	\$863,700	(\$863,700)
EXEC	Approved as Requested		\$0	\$0	\$0
ADOPTED					\$0
NET DI # HUMN-EELI-5			\$0	\$863,700	(\$863,700)

--	--	--

<b>2021 EXECUTIVE BUDGET</b>	\$11,585,000	\$9,271,808	\$2,313,192
------------------------------	--------------	-------------	-------------

<b>Dept:</b>	Human Services 2610	54	<b>DANE COUNTY</b>	<b>Fund Name:</b>	2610
<b>Prgm:</b>	Capital Consortium	306/64		<b>Fund No:</b>	2610

Mission:  
 To work as a consortium of county operated Income Maintenance and related programs to provide assistance, training and support to applicants and recipients to enable them to become economically self-sufficient.

Description:  
 The Capital Consortium consists of Income Maintenance and related programs operated by Adams, Columbia, Dane, Dodge, Juneau, Richland, Sauk and Sheboygan Counties. All funds flow through Dane County. This program budget area consists of the programs in our Consortium partner agencies.

	Actual 2019	Adopted 2020	2019 Carry Forward	Board Transfers	Budget As Modified	2020 YTD	Estimated 2020	Department Request
<b>PROGRAM EXPENDITURES</b>								
Personnel Costs	\$0	\$0	\$0	\$0	\$0	\$0	\$0	\$0
Operating Expenses	\$0	\$0	\$0	\$0	\$0	\$0	\$0	\$0
Contractual Services	\$6,418,436	\$5,573,844	\$0	\$0	\$5,573,844	\$735,278	\$5,573,844	\$5,844,970
Operating Capital	\$0	\$0	\$0	\$0	\$0	\$0	\$0	\$0
<b>TOTAL</b>	<b>\$6,418,436</b>	<b>\$5,573,844</b>	<b>\$0</b>	<b>\$0</b>	<b>\$5,573,844</b>	<b>\$735,278</b>	<b>\$5,573,844</b>	<b>\$5,844,970</b>
<b>PROGRAM REVENUE</b>								
Taxes	\$0	\$0	\$0	\$0	\$0	\$0	\$0	\$0
Intergovernmental Revenue	\$6,418,436	\$5,573,844	\$0	\$0	\$5,573,844	\$1,209,030	\$5,573,844	\$5,844,970
Licenses & Permits	\$0	\$0	\$0	\$0	\$0	\$0	\$0	\$0
Fines, Forfeits & Penalties	\$0	\$0	\$0	\$0	\$0	\$0	\$0	\$0
Public Charges for Services	\$0	\$0	\$0	\$0	\$0	\$0	\$0	\$0
Intergovernmental Charge for Services	\$0	\$0	\$0	\$0	\$0	\$0	\$0	\$0
Miscellaneous	\$0	\$0	\$0	\$0	\$0	\$0	\$0	\$0
Other Financing Sources	\$0	\$0	\$0	\$0	\$0	\$0	\$0	\$0
<b>TOTAL</b>	<b>\$6,418,436</b>	<b>\$5,573,844</b>	<b>\$0</b>	<b>\$0</b>	<b>\$5,573,844</b>	<b>\$1,209,030</b>	<b>\$5,573,844</b>	<b>\$5,844,970</b>
<b>GPR SUPPORT</b>	<b>\$0</b>	<b>\$0</b>			<b>\$0</b>			<b>\$0</b>
<b>F.T.E. STAFF</b>	<b>0.000</b>	<b>0.000</b>					<b>0.000</b>	<b>0.000</b>

<b>Dept:</b>	Human Services 2610	54							<b>Fund Name:</b>	2610
<b>Prgm:</b>	Capital Consortium	306/64							<b>Fund No.:</b>	2610
<b>DI#</b>	<b>2021 Base</b>	<b>Net Decision Items</b>							<b>2021 Executive Budget</b>	
		<b>01</b>	<b>02</b>	<b>03</b>	<b>04</b>	<b>05</b>	<b>06</b>	<b>07</b>		
<b>PROGRAM EXPENDITURES</b>										
Personnel Costs	\$0	\$0	\$0	\$0	\$0	\$0	\$0	\$0	\$0	
Operating Expenses	\$0	\$0	\$0	\$0	\$0	\$0	\$0	\$0	\$0	
Contractual Services	\$5,573,844	\$0	\$0	\$0	\$0	\$271,126	\$0	\$0	\$5,844,970	
Operating Capital	\$0	\$0	\$0	\$0	\$0	\$0	\$0	\$0	\$0	
<b>TOTAL</b>	<b>\$5,573,844</b>	<b>\$0</b>	<b>\$0</b>	<b>\$0</b>	<b>\$0</b>	<b>\$271,126</b>	<b>\$0</b>	<b>\$0</b>	<b>\$5,844,970</b>	
<b>PROGRAM REVENUE</b>										
Taxes	\$0	\$0	\$0	\$0	\$0	\$0	\$0	\$0	\$0	
Intergovernmental Revenue	\$5,573,844	\$0	\$0	\$0	\$0	\$271,126	\$0	\$0	\$5,844,970	
Licenses & Permits	\$0	\$0	\$0	\$0	\$0	\$0	\$0	\$0	\$0	
Fines, Forfeits & Penalties	\$0	\$0	\$0	\$0	\$0	\$0	\$0	\$0	\$0	
Public Charges for Services	\$0	\$0	\$0	\$0	\$0	\$0	\$0	\$0	\$0	
Intergovernmental Charge for Services	\$0	\$0	\$0	\$0	\$0	\$0	\$0	\$0	\$0	
Miscellaneous	\$0	\$0	\$0	\$0	\$0	\$0	\$0	\$0	\$0	
Other Financing Sources	\$0	\$0	\$0	\$0	\$0	\$0	\$0	\$0	\$0	
<b>TOTAL</b>	<b>\$5,573,844</b>	<b>\$0</b>	<b>\$0</b>	<b>\$0</b>	<b>\$0</b>	<b>\$271,126</b>	<b>\$0</b>	<b>\$0</b>	<b>\$5,844,970</b>	
<b>GPR SUPPORT</b>	<b>\$0</b>	<b>\$0</b>	<b>\$0</b>	<b>\$0</b>	<b>\$0</b>	<b>\$0</b>	<b>\$0</b>	<b>\$0</b>	<b>\$0</b>	
<b>F.T.E. STAFF</b>	<b>0.000</b>	<b>0.000</b>	<b>0.000</b>	<b>0.000</b>	<b>0.000</b>	<b>0.000</b>	<b>0.000</b>	<b>0.000</b>	<b>0.000</b>	

<b>NARRATIVE INFORMATION ABOUT DECISION ITEMS SHOWN ABOVE</b>			<b>Expenditures</b>	<b>Revenue</b>	<b>GPR Support</b>
<b>2021 BUDGET BASE</b>			\$5,573,844	\$5,573,844	\$0
DI #	HUMN-ECAP-1	There is no Decision Item			
DEPT			\$0	\$0	\$0
EXEC			\$0	\$0	\$0
ADOPTED					\$0
NET DI # HUMN-ECAP-1			\$0	\$0	\$0



<b>Dept:</b>	Human Services 2610	54	<b>Fund Name:</b>	2610
<b>Prgm:</b>	Capital Consortium	306/64	<b>Fund No.:</b>	2610

<b>NARRATIVE INFORMATION ABOUT DECISION ITEMS SHOWN ON PREVIOUS PAGE</b>			Expenditures	Revenue	GPR Support
DI #	HUMN-ECAP-2	There is no Decision Item			
DEPT			\$0	\$0	\$0
EXEC			\$0	\$0	\$0
ADOPTED					\$0
NET DI # HUMN-ECAP-2			\$0	\$0	\$0
DI #	HUMN-ECAP-3	There is no Decision Item			
DEPT			\$0	\$0	\$0
EXEC			\$0	\$0	\$0
ADOPTED					\$0
NET DI # HUMN-ECAP-3			\$0	\$0	\$0
DI #	HUMN-ECAP-4	There is no Decision Item			
DEPT			\$0	\$0	\$0
EXEC			\$0	\$0	\$0
ADOPTED					\$0
NET DI # HUMN-ECAP-4			\$0	\$0	\$0

<b>Dept:</b>	Human Services 2610	54	<b>Fund Name:</b>	2610	
<b>Prgm:</b>	Capital Consortium	306/64	<b>Fund No.:</b>	2610	
<b>NARRATIVE INFORMATION ABOUT DECISION ITEMS SHOWN ON PREVIOUS PAGE</b>			<b>Expenditures</b>	<b>Revenue</b>	<b>GPR Support</b>
DI #	HUMN-ECAP-5	Other/New Expenditures and/or Revenue Changes			
DEPT	This decision item includes increased revenues where applicable and changes to adjust expense/revenue levels accordingly. Expense and offsetting revenue of \$271,126 is increased to anticipated levels for 2021. There is zero levy impact.		\$271,126	\$271,126	\$0
EXEC	Approved as Requested		\$0	\$0	\$0
ADOPTED					\$0
NET DI #		HUMN-ECAP-5	\$271,126	\$271,126	\$0
<b>2021 EXECUTIVE BUDGET</b>			\$5,844,970	\$5,844,970	\$0

<b>Dept:</b>	Human Services 2610	54	<b>DANE COUNTY</b>	<b>Fund Name:</b>	2610
<b>Prgrm:</b>	EA Contracted Services	306/66		<b>Fund No:</b>	2610

**Mission:**

To provide quality service to Dane County residents that is supported through partners and vendors with specific expertise or experience.

**Description:**

These programs include an array of partner and vendor contracts for services best delivered through those with specific expertise and capacity. Services are bid competitively where possible. Includes partnerships with many valued community providers who deliver high quality programs to Dane County residents and families in the area of employment and training.

	Actual 2019	Adopted 2020	2019 Carry Forward	Board Transfers	Budget As Modified	2020 YTD	Estimated 2020	Department Request
<b>PROGRAM EXPENDITURES</b>								
Personnel Costs	\$0	\$0	\$0	\$0	\$0	\$0	\$0	\$0
Operating Expenses	\$306	\$13,656	\$0	\$0	\$13,656	\$0	\$13,656	\$13,656
Contractual Services	\$3,991,188	\$4,204,465	\$0	\$67,780	\$4,272,245	\$514,093	\$4,272,245	\$4,276,686
Operating Capital	\$0	\$0	\$0	\$0	\$0	\$0	\$0	\$0
<b>TOTAL</b>	<b>\$3,991,494</b>	<b>\$4,218,121</b>	<b>\$0</b>	<b>\$67,780</b>	<b>\$4,285,901</b>	<b>\$514,093</b>	<b>\$4,285,901</b>	<b>\$4,290,342</b>
<b>PROGRAM REVENUE</b>								
Taxes	\$0	\$0	\$0	\$0	\$0	\$0	\$0	\$0
Intergovernmental Revenue	\$3,516,212	\$3,625,849	\$0	\$67,780	\$3,693,629	\$327,985	\$3,693,629	\$3,698,118
Licenses & Permits	\$243,000	\$243,000	\$0	\$0	\$243,000	\$1,433	\$243,000	\$243,000
Fines, Forfeits & Penalties	\$0	\$0	\$0	\$0	\$0	\$0	\$0	\$0
Public Charges for Services	\$15,000	\$73,050	\$0	\$0	\$73,050	\$8,639	\$73,050	\$51,834
Intergovernmental Charge for Services	\$0	\$0	\$0	\$0	\$0	\$0	\$0	\$0
Miscellaneous	\$0	\$0	\$0	\$0	\$0	\$0	\$0	\$0
Other Financing Sources	\$0	\$0	\$0	\$0	\$0	\$0	\$0	\$0
<b>TOTAL</b>	<b>\$3,774,212</b>	<b>\$3,941,899</b>	<b>\$0</b>	<b>\$67,780</b>	<b>\$4,009,679</b>	<b>\$338,057</b>	<b>\$4,009,679</b>	<b>\$3,992,952</b>
<b>GPR SUPPORT</b>	<b>\$217,281</b>	<b>\$276,222</b>			<b>\$276,222</b>			<b>\$297,390</b>
<b>F.T.E. STAFF</b>	<b>0.000</b>	<b>0.000</b>					<b>0.000</b>	<b>0.000</b>

Dept: Human Services 2610		54							Fund Name: 2610	
Prgm: EA Contracted Services		306/66							Fund No.: 2610	
DI#	2021 Base	Net Decision Items							2021 Executive Budget	
		01	02	03	04	05	06	07		
<b>PROGRAM EXPENDITURES</b>										
Personnel Costs	\$0	\$0	\$0	\$0	\$0	\$0	\$0	\$0	\$0	
Operating Expenses	\$13,656	\$0	\$0	\$0	\$0	\$0	\$0	\$0	\$13,656	
Contractual Services	\$4,204,465	\$0	\$0	\$0	\$83,780	(\$11,559)	\$0	\$0	\$4,276,686	
Operating Capital	\$0	\$0	\$0	\$0	\$0	\$0	\$0	\$0	\$0	
<b>TOTAL</b>	<b>\$4,218,121</b>	<b>\$0</b>	<b>\$0</b>	<b>\$0</b>	<b>\$83,780</b>	<b>(\$11,559)</b>	<b>\$0</b>	<b>\$0</b>	<b>\$4,290,342</b>	
<b>PROGRAM REVENUE</b>										
Taxes	\$0	\$0	\$0	\$0	\$0	\$0	\$0	\$0	\$0	
Intergovernmental Revenue	\$3,625,849	\$0	\$0	\$0	\$83,780	(\$11,511)	\$0	\$0	\$3,698,118	
Licenses & Permits	\$243,000	\$0	\$0	\$0	\$0	\$0	\$0	\$0	\$243,000	
Fines, Forfeits & Penalties	\$0	\$0	\$0	\$0	\$0	\$0	\$0	\$0	\$0	
Public Charges for Services	\$73,050	\$0	\$0	\$0	\$0	(\$21,216)	\$0	\$0	\$51,834	
Intergovernmental Charge for Services	\$0	\$0	\$0	\$0	\$0	\$0	\$0	\$0	\$0	
Miscellaneous	\$0	\$0	\$0	\$0	\$0	\$0	\$0	\$0	\$0	
Other Financing Sources	\$0	\$0	\$0	\$0	\$0	\$0	\$0	\$0	\$0	
<b>TOTAL</b>	<b>\$3,941,899</b>	<b>\$0</b>	<b>\$0</b>	<b>\$0</b>	<b>\$83,780</b>	<b>(\$32,727)</b>	<b>\$0</b>	<b>\$0</b>	<b>\$3,992,952</b>	
GPR SUPPORT	\$276,222	\$0	\$0	\$0	\$0	\$21,168	\$0	\$0	\$297,390	
F.T.E. STAFF	0.000	0.000	0.000	0.000	0.000	0.000	0.000	0.000	0.000	

NARRATIVE INFORMATION ABOUT DECISION ITEMS SHOWN ABOVE			Expenditures	Revenue	GPR Support
<b>2021 BUDGET BASE</b>			\$4,218,121	\$3,941,899	\$276,222
DI #	HUMN-EEAC-1	There is no Decision Item			
DEPT			\$0	\$0	\$0
EXEC			\$0	\$0	\$0
ADOPTED					\$0
NET DI # HUMN-EEAC-1			\$0	\$0	\$0

Dept:		Human Services 2610	54	Fund Name:		2610
Prgm:		EA Contracted Services	306/66	Fund No.:		2610
NARRATIVE INFORMATION ABOUT DECISION ITEMS SHOWN ON PREVIOUS PAGE				Expenditures	Revenue	GPR Support
DI #	HUMN-EEAC-2	There is no Decision Item				
DEPT				\$0	\$0	\$0
EXEC				\$0	\$0	\$0
ADOPTED						\$0
		NET DI #	HUMN-EEAC-2	\$0	\$0	\$0
DI #	HUMN-EEAC-3	There is no Decision Item				
DEPT				\$0	\$0	\$0
EXEC				\$0	\$0	\$0
ADOPTED						\$0
		NET DI #	HUMN-EEAC-3	\$0	\$0	\$0
DI #	HUMN-EEAC-4	Reallocations and Transfers				
DEPT		This decision item reflects reallocation of expenditures, expenditure/revenue adjustments and/or positions between orgs resulting from operational changes, resolutions or fund transfers made in 2020 that are continuing in 2021. Expense and revenue are increased by \$83,780 in this program to reflect 2020 increased funding activity via resolution. There is zero levy impact.		\$83,780	\$83,780	\$0
EXEC		Approved as Requested		\$0	\$0	\$0
ADOPTED						\$0
		NET DI #	HUMN-EEAC-4	\$83,780	\$83,780	\$0

<b>Dept:</b>	Human Services 2610	54	<b>Fund Name:</b>	2610	
<b>Prgm:</b>	EA Contracted Services	306/66	<b>Fund No.:</b>	2610	
<b>NARRATIVE INFORMATION ABOUT DECISION ITEMS SHOWN ON PREVIOUS PAGE</b>			<b>Expenditures</b>	<b>Revenue</b>	<b>GPR Support</b>
DI #	HUMN-EEAC-5	Other/New Expenditures and/or Revenue Changes			
DEPT	This decision item includes increased revenues where applicable and changes to adjust expense/revenue levels accordingly. FSET 50/50 related expense adjustments of (\$11,559) and revenue adjustments of (\$32,727) to State approved levels for 2021 result in increased levy of \$21,168.		(\$11,559)	(\$32,727)	\$21,168
EXEC	Approved as Requested		\$0	\$0	\$0
ADOPTED					\$0
NET DI #		HUMN-EEAC-5	(\$11,559)	(\$32,727)	\$21,168
<b>2021 EXECUTIVE BUDGET</b>			\$4,290,342	\$3,992,952	\$297,390

<b>Dept:</b>	Human Services 2610	54	<b>DANE COUNTY</b>	<b>Fund Name:</b>	2610
<b>Prgm:</b>	P&EI Administration	307/70		<b>Fund No:</b>	2610

**Mission:**

The Prevention and Early Intervention Division seeks to strengthen communities, families and individuals through innovative, accessible and equitable services.

**Description:**

The Division's services are in four program areas: Prevention, Community Programs, Out of Home Care and Counseling & Therapy. Administration supports needed infrastructure and Division management/supervisory personnel who provide leadership for continuous improvement and support by working in partnership with line staff, contract agencies, schools, community partners, private business, and community residents. The Division offers a continuum of innovative and effective services to support youth development, strengthen families and build on community strengths. Services are accessible, innovative, responsive, collaborative and cost-effective to meet the growing needs of children and families in Dane County.

	Actual 2019	Adopted 2020	2019 Carry Forward	Board Transfers	Budget As Modified	2020 YTD	Estimated 2020	Department Request
<b>PROGRAM EXPENDITURES</b>								
Personnel Costs	\$0	\$869,000	\$0	\$0	\$869,000	\$225,782	\$869,000	\$958,300
Operating Expenses	\$0	\$259,933	\$0	\$0	\$259,933	\$41,467	\$259,933	\$372,650
Contractual Services	\$0	\$57,644	\$0	\$0	\$57,644	\$28,052	\$57,644	\$94,435
Operating Capital	\$0	\$0	\$0	\$0	\$0	\$0	\$0	\$0
<b>TOTAL</b>	<b>\$0</b>	<b>\$1,186,577</b>	<b>\$0</b>	<b>\$0</b>	<b>\$1,186,577</b>	<b>\$295,302</b>	<b>\$1,186,577</b>	<b>\$1,425,385</b>
<b>PROGRAM REVENUE</b>								
Taxes	\$0	\$0	\$0	\$0	\$0	\$0	\$0	\$0
Intergovernmental Revenue	\$0	\$522,759	\$0	\$0	\$522,759	\$135,960	\$522,759	\$710,967
Licenses & Permits	\$0	\$0	\$0	\$0	\$0	\$0	\$0	\$0
Fines, Forfeits & Penalties	\$0	\$0	\$0	\$0	\$0	\$0	\$0	\$0
Public Charges for Services	\$0	\$0	\$0	\$0	\$0	\$0	\$0	\$0
Intergovernmental Charge for Services	\$0	\$0	\$0	\$0	\$0	\$0	\$0	\$0
Miscellaneous	\$0	\$0	\$0	\$0	\$0	\$0	\$0	\$0
Other Financing Sources	\$0	\$0	\$0	\$0	\$0	\$0	\$0	\$0
<b>TOTAL</b>	<b>\$0</b>	<b>\$522,759</b>	<b>\$0</b>	<b>\$0</b>	<b>\$522,759</b>	<b>\$135,960</b>	<b>\$522,759</b>	<b>\$710,967</b>
<b>GPR SUPPORT</b>	<b>\$0</b>	<b>\$663,818</b>			<b>\$663,818</b>			<b>\$714,418</b>
<b>F.T.E. STAFF</b>	<b>0.000</b>	<b>7.000</b>					<b>8.000</b>	<b>8.000</b>

Dept: Human Services 2610		54							Fund Name: 2610	
Prgm: P&EI Administration		307/70							Fund No.: 2610	
DI#	2021 Base	Net Decision Items							2021 Executive Budget	
		01	02	03	04	05	06	07		
<b>PROGRAM EXPENDITURES</b>										
Personnel Costs	\$958,300	\$0	\$0	\$0	\$0	\$0	\$0	\$0	\$958,300	
Operating Expenses	\$259,933	\$0	\$0	\$9,967	\$102,750	\$0	\$0	\$0	\$372,650	
Contractual Services	\$94,435	\$0	\$0	\$0	\$0	\$0	\$0	\$0	\$94,435	
Operating Capital	\$0	\$0	\$0	\$0	\$0	\$0	\$0	\$0	\$0	
<b>TOTAL</b>	<b>\$1,312,668</b>	<b>\$0</b>	<b>\$0</b>	<b>\$9,967</b>	<b>\$102,750</b>	<b>\$0</b>	<b>\$0</b>	<b>\$0</b>	<b>\$1,425,385</b>	
<b>PROGRAM REVENUE</b>										
Taxes	\$0	\$0	\$0	\$0	\$0	\$0	\$0	\$0	\$0	
Intergovernmental Revenue	\$522,759	\$0	\$0	\$0	\$47,586	\$140,622	\$0	\$0	\$710,967	
Licenses & Permits	\$0	\$0	\$0	\$0	\$0	\$0	\$0	\$0	\$0	
Fines, Forfeits & Penalties	\$0	\$0	\$0	\$0	\$0	\$0	\$0	\$0	\$0	
Public Charges for Services	\$0	\$0	\$0	\$0	\$0	\$0	\$0	\$0	\$0	
Intergovernmental Charge for Services	\$0	\$0	\$0	\$0	\$0	\$0	\$0	\$0	\$0	
Miscellaneous	\$0	\$0	\$0	\$0	\$0	\$0	\$0	\$0	\$0	
Other Financing Sources	\$0	\$0	\$0	\$0	\$0	\$0	\$0	\$0	\$0	
<b>TOTAL</b>	<b>\$522,759</b>	<b>\$0</b>	<b>\$0</b>	<b>\$0</b>	<b>\$47,586</b>	<b>\$140,622</b>	<b>\$0</b>	<b>\$0</b>	<b>\$710,967</b>	
<b>GPR SUPPORT</b>	<b>\$789,909</b>	<b>\$0</b>	<b>\$0</b>	<b>\$9,967</b>	<b>\$55,164</b>	<b>(\$140,622)</b>	<b>\$0</b>	<b>\$0</b>	<b>\$714,418</b>	
<b>F.T.E. STAFF</b>	<b>8.000</b>	<b>0.000</b>	<b>0.000</b>	<b>0.000</b>	<b>0.000</b>	<b>0.000</b>	<b>0.000</b>	<b>0.000</b>	<b>8.000</b>	

NARRATIVE INFORMATION ABOUT DECISION ITEMS SHOWN ABOVE				Expenditures	Revenue	GPR Support
<b>2021 BUDGET BASE</b>				\$1,312,668	\$522,759	\$789,909
DI #	HUMN-PADM-1	There is no Decision Item				
DEPT				\$0	\$0	\$0
EXEC				\$0	\$0	\$0
ADOPTED						\$0
NET DI # HUMN-PADM-1				\$0	\$0	\$0



Dept:		Human Services 2610	54	Fund Name:		2610
Prgm:		P&EI Administration	307/70	Fund No.:		2610
NARRATIVE INFORMATION ABOUT DECISION ITEMS SHOWN ON PREVIOUS PAGE				Expenditures	Revenue	GPR Support
DI #	HUMN-PADM-2	There is no Decision Item				
DEPT				\$0	\$0	\$0
EXEC				\$0	\$0	\$0
ADOPTED						\$0
NET DI #		HUMN-PADM-2		\$0	\$0	\$0
DI #	HUMN-PADM-3	Contractually Obligated Increases				
DEPT		This decision accounts for any contractually obligated contract increases along with funding recommendations where appropriate. Internet, telephone and utility expense have been adjusted to obligated levels for net increased levy of \$9,967.		\$9,967	\$0	\$9,967
EXEC		Approved as Requested		\$0	\$0	\$0
ADOPTED						\$0
NET DI #		HUMN-PADM-3		\$9,967	\$0	\$9,967
DI #	HUMN-PADM-4	Reallocations and Transfers				
DEPT		This decision item reflects reallocation of expenditures, expenditure/revenue adjustments and/or positions between orgs resulting from operational changes, resolutions or fund transfers made in 2020 that are continuing in 2021. Operating expense of \$102,750 and revenue of \$47,586 are transferred from the CYF division to more accurately reflect current operations for a net levy increase of \$55,164 in this program.		\$102,750	\$47,586	\$55,164
EXEC		Approved as Requested		\$0	\$0	\$0
ADOPTED						\$0
NET DI #		HUMN-PADM-4		\$102,750	\$47,586	\$55,164

<b>Dept:</b>	Human Services 2610	54	<b>Fund Name:</b>	2610
<b>Prgm:</b>	P&EI Administration	307/70	<b>Fund No.:</b>	2610

<b>NARRATIVE INFORMATION ABOUT DECISION ITEMS SHOWN ON PREVIOUS PAGE</b>		Expenditures	Revenue	GPR Support
DI #	HUMN-PADM-5 Other/New Expenditures and/or Revenue Changes			
DEPT	This decision item includes increased revenues where applicable and changes to adjust expense/revenue levels accordingly. Increased CCS administrative revenue of \$140,622 is added to this program based on anticipated 2021 levels for levy savings of (\$140,622).	\$0	\$140,622	(\$140,622)
EXEC	Approved as Requested	\$0	\$0	\$0
ADOPTED				\$0
	NET DI # HUMN-PADM-5	\$0	\$140,622	(\$140,622)

--	--	--	--	--

<b>2021 EXECUTIVE BUDGET</b>	\$1,425,385	\$710,967	\$714,418
------------------------------	-------------	-----------	-----------

<b>Dept:</b>	Human Services 2610	54	<b>DANE COUNTY</b>	<b>Fund Name:</b>	2610
<b>Prgm:</b>	Prevention	307/71		<b>Fund No:</b>	2610

**Mission:**  
The Dane County Department of Human Services (DCDHS) provides prevention services for children, youth and families throughout the county including after school youth development programs, family stability and support services, job readiness training, health and wellness, and sexual assault prevention services.

**Description:**  
Partners for After School Success (PASS) AmeriCorps is federal grant program that places 52 Corps members a year at school and community center sites to provide academic coaching and run youth development programs to build social-emotional learning skills. The Dane County Youth Commission is a County ordained body charged with youth advocacy. Since 1980, the Commission has surveyed youth in grades 7-12 regarding their opinions, concerns, attitudes, behaviors and experiences. Survey results provide essential data and "youth voice" to educators, service providers, parents, policy-makers and funding bodies to inform grant writing, program development and public policy.

	Actual 2019	Adopted 2020	2019 Carry Forward	Board Transfers	Budget As Modified	2020 YTD	Estimated 2020	Department Request
<b>PROGRAM EXPENDITURES</b>								
Personnel Costs	\$0	\$602,500	\$0	\$0	\$602,500	\$107,980	\$602,500	\$551,369
Operating Expenses	\$0	\$25,032	\$10,216	\$0	\$35,248	\$7,865	\$35,248	\$31,933
Contractual Services	\$0	\$707,916	\$0	\$0	\$707,916	\$178,231	\$707,916	\$840,416
Operating Capital	\$0	\$0	\$0	\$0	\$0	\$0	\$0	\$0
<b>TOTAL</b>	<b>\$0</b>	<b>\$1,335,448</b>	<b>\$10,216</b>	<b>\$0</b>	<b>\$1,345,664</b>	<b>\$294,075</b>	<b>\$1,345,664</b>	<b>\$1,423,718</b>
<b>PROGRAM REVENUE</b>								
Taxes	\$0	\$0	\$0	\$0	\$0	\$0	\$0	\$0
Intergovernmental Revenue	\$0	\$631,249	\$5,000	\$0	\$636,249	\$20,779	\$636,249	\$588,202
Licenses & Permits	\$0	\$0	\$0	\$0	\$0	\$0	\$0	\$0
Fines, Forfeits & Penalties	\$0	\$0	\$0	\$0	\$0	\$0	\$0	\$0
Public Charges for Services	\$0	\$0	\$0	\$0	\$0	\$0	\$0	\$0
Intergovernmental Charge for Services	\$0	\$0	\$0	\$0	\$0	\$0	\$0	\$0
Miscellaneous	\$0	\$0	\$0	\$0	\$0	\$0	\$0	\$0
Other Financing Sources	\$0	\$0	\$0	\$0	\$0	\$0	\$0	\$0
<b>TOTAL</b>	<b>\$0</b>	<b>\$631,249</b>	<b>\$5,000</b>	<b>\$0</b>	<b>\$636,249</b>	<b>\$20,779</b>	<b>\$636,249</b>	<b>\$588,202</b>
<b>GPR SUPPORT</b>	<b>\$0</b>	<b>\$704,199</b>			<b>\$709,415</b>			<b>\$835,516</b>
<b>F.T.E. STAFF</b>	<b>0.000</b>	<b>1.000</b>					<b>1.000</b>	<b>1.000</b>

<b>Dept:</b>	Human Services 2610	54							<b>Fund Name:</b>	2610
<b>Prgm:</b>	Prevention	307/71							<b>Fund No.:</b>	2610
	2021	<b>Net Decision Items</b>							2021 Executive	
<b>DI#</b>	<b>Base</b>	<b>01</b>	<b>02</b>	<b>03</b>	<b>04</b>	<b>05</b>	<b>06</b>	<b>07</b>	<b>Budget</b>	
<b>PROGRAM EXPENDITURES</b>										
Personnel Costs	\$605,600	\$0	\$0	\$0	\$0	(\$54,231)	\$0	\$0	\$551,369	
Operating Expenses	\$25,032	\$0	\$0	\$0	\$0	\$6,901	\$0	\$0	\$31,933	
Contractual Services	\$707,916	\$0	\$0	\$0	\$137,500	(\$5,000)	\$0	\$0	\$840,416	
Operating Capital	\$0	\$0	\$0	\$0	\$0	\$0	\$0	\$0	\$0	
<b>TOTAL</b>	<b>\$1,338,548</b>	<b>\$0</b>	<b>\$0</b>	<b>\$0</b>	<b>\$137,500</b>	<b>(\$52,330)</b>	<b>\$0</b>	<b>\$0</b>	<b>\$1,423,718</b>	
<b>PROGRAM REVENUE</b>										
Taxes	\$0	\$0	\$0	\$0	\$0	\$0	\$0	\$0	\$0	
Intergovernmental Revenue	\$631,249	\$0	\$0	\$0	\$0	(\$43,047)	\$0	\$0	\$588,202	
Licenses & Permits	\$0	\$0	\$0	\$0	\$0	\$0	\$0	\$0	\$0	
Fines, Forfeits & Penalties	\$0	\$0	\$0	\$0	\$0	\$0	\$0	\$0	\$0	
Public Charges for Services	\$0	\$0	\$0	\$0	\$0	\$0	\$0	\$0	\$0	
Intergovernmental Charge for Services	\$0	\$0	\$0	\$0	\$0	\$0	\$0	\$0	\$0	
Miscellaneous	\$0	\$0	\$0	\$0	\$0	\$0	\$0	\$0	\$0	
Other Financing Sources	\$0	\$0	\$0	\$0	\$0	\$0	\$0	\$0	\$0	
<b>TOTAL</b>	<b>\$631,249</b>	<b>\$0</b>	<b>\$0</b>	<b>\$0</b>	<b>\$0</b>	<b>(\$43,047)</b>	<b>\$0</b>	<b>\$0</b>	<b>\$588,202</b>	
<b>GPR SUPPORT</b>	<b>\$707,299</b>	<b>\$0</b>	<b>\$0</b>	<b>\$0</b>	<b>\$137,500</b>	<b>(\$9,283)</b>	<b>\$0</b>	<b>\$0</b>	<b>\$835,516</b>	
<b>F.T.E. STAFF</b>	<b>1.000</b>	<b>0.000</b>	<b>0.000</b>	<b>0.000</b>	<b>0.000</b>	<b>0.000</b>	<b>0.000</b>	<b>0.000</b>	<b>1.000</b>	

<b>NARRATIVE INFORMATION ABOUT DECISION ITEMS SHOWN ABOVE</b>			Expenditures	Revenue	GPR Support
<b>2021 BUDGET BASE</b>			\$1,338,548	\$631,249	\$707,299
DI #	HUMN-PPRE-1	There is no Decision Item			
DEPT			\$0	\$0	\$0
EXEC			\$0	\$0	\$0
ADOPTED					\$0
NET DI # HUMN-PPRE-1			\$0	\$0	\$0

Dept:		Human Services 2610	54	Fund Name:		2610
Prgm:		Prevention	307/71	Fund No.:		2610
NARRATIVE INFORMATION ABOUT DECISION ITEMS SHOWN ON PREVIOUS PAGE				Expenditures	Revenue	GPR Support
DI #	HUMN-PPRE-2	There is no Decision Item				
DEPT				\$0	\$0	\$0
EXEC				\$0	\$0	\$0
ADOPTED						\$0
		NET DI #	HUMN-PPRE-2	\$0	\$0	\$0
DI #	HUMN-PPRE-3	There is no Decision Item				
DEPT				\$0	\$0	\$0
EXEC				\$0	\$0	\$0
ADOPTED						\$0
		NET DI #	HUMN-PPRE-3	\$0	\$0	\$0
DI #	HUMN-PPRE-4	Reallocations and Transfers				
DEPT		This decision item reflects reallocation of expenditures, expenditure/revenue adjustments and/or positions between orgs resulting from operational changes, resolutions or fund transfers made in 2020 that are continuing in 2021. This includes the transfer of (\$12,500) to ACS and the \$150,000 RFP distribution of Youth Counseling and Therapeutic funds to this program. There is zero levy impact department-wide.		\$137,500	\$0	\$137,500
EXEC		Approved as Requested		\$0	\$0	\$0
ADOPTED						\$0
		NET DI #	HUMN-PPRE-4	\$137,500	\$0	\$137,500

<b>Dept:</b>	Human Services 2610	54	<b>Fund Name:</b>	2610
<b>Prgm:</b>	Prevention	307/71	<b>Fund No.:</b>	2610

NARRATIVE INFORMATION ABOUT DECISION ITEMS SHOWN ON PREVIOUS PAGE			Expenditures	Revenue	GPR Support
DI #	HUMN-PPRE-5	Other/New Expenditures and/or Revenue Changes			
DEPT	This decision item includes increased revenues where applicable and changes to adjust expense/revenue levels accordingly. This reflects expense and revenue adjustments to align the AmeriCorps/PASS budget to the anticipated 2021 plan levels. The net levy savings is (\$9,283).		(\$52,330)	(\$43,047)	(\$9,283)
EXEC	Approved as Requested		\$0	\$0	\$0
ADOPTED					\$0
NET DI # HUMN-PPRE-5			(\$52,330)	(\$43,047)	(\$9,283)

--	--	--

<b>2021 EXECUTIVE BUDGET</b>	\$1,423,718	\$588,202	\$835,516
------------------------------	-------------	-----------	-----------

<b>Dept:</b>	Human Services 2610	54	<b>DANE COUNTY</b>	<b>Fund Name:</b>	2610
<b>Prgm:</b>	Community Programs	307/72		<b>Fund No:</b>	2610

**Mission:**  
The primary goal is to provide opportunities that enrich the social and educational experiences of children, youth and families in Dane County. Our mission is to intervene and assist in the cycles of risk that are part of the natural stages of early childhood, youth and young adult development. The goal of these services is to allow youth and families to become involved and empowered in a range of constructive recreational, social, and self-enhancement activities that will promote their own self-esteem and involvement in their community.

**Description:**  
Early Childhood Initiative (ECI) & Northside Early Childcare Zone ECI/NECZ is a voluntary home visiting program for pregnant women and families with children aged 0 to 4. ECI and NECZ services are grounded in the knowledge that families are more successful when parents and children have access to responsive, comprehensive and community-based support. The Community Restorative Court (CRC) provides young adults ages 17-25, who have committed misdemeanor law violations in various parts of Dane Co., with an opportunity to appear before a group made up of community members prior to being charged. The CRC seeks to help the person with issues related to employment, healthy relationships, basic needs, and other personal matters to prevent re-offending. The process is victim-based, offender focused, and community driven. Joining Forces for Families (JFF) is a voluntary, community-based, supportive service that helps families address their basic human needs. JFF uses the resources of the Department, Public Health, County and local law enforcement agencies, school districts, and residents to support the success of clients in home, school and the community.

	Actual 2019	Adopted 2020	2019 Carry Forward	Board Transfers	Budget As Modified	2020 YTD	Estimated 2020	Department Request
<b>PROGRAM EXPENDITURES</b>								
Personnel Costs	\$0	\$2,609,500	\$0	\$0	\$2,609,500	\$647,064	\$2,609,500	\$2,708,293
Operating Expenses	\$0	\$556,930	\$10,409	\$15,000	\$582,339	\$224,500	\$582,339	\$558,829
Contractual Services	\$0	\$2,043,933	\$141,048	\$6,334	\$2,191,315	\$583,995	\$2,145,611	\$2,161,723
Operating Capital	\$0	\$0	\$0	\$0	\$0	\$0	\$0	\$0
<b>TOTAL</b>	<b>\$0</b>	<b>\$5,210,363</b>	<b>\$151,457</b>	<b>\$21,334</b>	<b>\$5,383,154</b>	<b>\$1,455,558</b>	<b>\$5,337,450</b>	<b>\$5,428,845</b>
<b>PROGRAM REVENUE</b>								
Taxes	\$0	\$0	\$0	\$0	\$0	\$0	\$0	\$0
Intergovernmental Revenue	\$0	\$773,219	\$63,042	\$0	\$836,261	\$168,520	\$836,261	\$838,448
Licenses & Permits	\$0	\$0	\$0	\$0	\$0	\$0	\$0	\$0
Fines, Forfeits & Penalties	\$0	\$0	\$0	\$0	\$0	\$0	\$0	\$0
Public Charges for Services	\$0	\$219,240	\$0	\$21,334	\$240,574	\$126,737	\$240,574	\$225,574
Intergovernmental Charge for Services	\$0	\$0	\$0	\$0	\$0	\$0	\$0	\$0
Miscellaneous	\$0	\$0	\$0	\$0	\$0	\$0	\$0	\$0
Other Financing Sources	\$0	\$0	\$0	\$0	\$0	\$0	\$0	\$0
<b>TOTAL</b>	<b>\$0</b>	<b>\$992,459</b>	<b>\$63,042</b>	<b>\$21,334</b>	<b>\$1,076,835</b>	<b>\$295,257</b>	<b>\$1,076,835</b>	<b>\$1,064,022</b>
<b>GPR SUPPORT</b>	<b>\$0</b>	<b>\$4,217,904</b>			<b>\$4,306,319</b>			<b>\$4,364,823</b>
<b>F.T.E. STAFF</b>	<b>0.000</b>	<b>23.800</b>					<b>23.800</b>	<b>24.800</b>

<b>Dept:</b>	Human Services 2610	54							<b>Fund Name:</b>	2610
<b>Prgm:</b>	Community Programs	307/72							<b>Fund No.:</b>	2610
	2021	<b>Net Decision Items</b>							2021 Executive	
<b>DI#</b>	<b>Base</b>	<b>01</b>	<b>02</b>	<b>03</b>	<b>04</b>	<b>05</b>	<b>06</b>	<b>07</b>	<b>Budget</b>	
<b>PROGRAM EXPENDITURES</b>										
Personnel Costs	\$2,698,100	(\$1,650)	\$0	\$0	\$0	\$11,843	\$0	\$0	\$2,708,293	
Operating Expenses	\$556,930	\$0	\$0	(\$1,177)	\$3,076	\$0	\$0	\$0	\$558,829	
Contractual Services	\$2,043,933	\$0	\$0	\$0	\$75,790	\$42,000	\$0	\$0	\$2,161,723	
Operating Capital	\$0	\$0	\$0	\$0	\$0	\$0	\$0	\$0	\$0	
<b>TOTAL</b>	<b>\$5,298,963</b>	<b>(\$1,650)</b>	<b>\$0</b>	<b>(\$1,177)</b>	<b>\$78,866</b>	<b>\$53,843</b>	<b>\$0</b>	<b>\$0</b>	<b>\$5,428,845</b>	
<b>PROGRAM REVENUE</b>										
Taxes	\$0	\$0	\$0	\$0	\$0	\$0	\$0	\$0	\$0	
Intergovernmental Revenue	\$773,219	\$0	\$0	\$0	\$28,229	\$37,000	\$0	\$0	\$838,448	
Licenses & Permits	\$0	\$0	\$0	\$0	\$0	\$0	\$0	\$0	\$0	
Fines, Forfeits & Penalties	\$0	\$0	\$0	\$0	\$0	\$0	\$0	\$0	\$0	
Public Charges for Services	\$219,240	\$0	\$0	\$0	\$6,334	\$0	\$0	\$0	\$225,574	
Intergovernmental Charge for Services	\$0	\$0	\$0	\$0	\$0	\$0	\$0	\$0	\$0	
Miscellaneous	\$0	\$0	\$0	\$0	\$0	\$0	\$0	\$0	\$0	
Other Financing Sources	\$0	\$0	\$0	\$0	\$0	\$0	\$0	\$0	\$0	
<b>TOTAL</b>	<b>\$992,459</b>	<b>\$0</b>	<b>\$0</b>	<b>\$0</b>	<b>\$34,563</b>	<b>\$37,000</b>	<b>\$0</b>	<b>\$0</b>	<b>\$1,064,022</b>	
<b>GPR SUPPORT</b>	<b>\$4,306,504</b>	<b>(\$1,650)</b>	<b>\$0</b>	<b>(\$1,177)</b>	<b>\$44,303</b>	<b>\$16,843</b>	<b>\$0</b>	<b>\$0</b>	<b>\$4,364,823</b>	
<b>F.T.E. STAFF</b>	<b>23.800</b>	<b>1.000</b>	<b>0.000</b>	<b>0.000</b>	<b>0.000</b>	<b>0.000</b>	<b>0.000</b>	<b>0.000</b>	<b>24.800</b>	

<b>NARRATIVE INFORMATION ABOUT DECISION ITEMS SHOWN ABOVE</b>		Expenditures	Revenue	GPR Support
<b>2021 BUDGET BASE</b>		\$5,298,963	\$992,459	\$4,306,504
DI #	HUMN-PCOM-1 Non-Contract Budget Reductions			
DEPT	This decision item reflects personnel and operating reductions to meet the department's savings targets. This decision adds 1.0 FTE Program Leader \$87,300 with contracted Housing Case Management funds to staff services in-house. One Social Worker position is proposed to remain vacant throughout 2021 for levy savings of (\$88,950). Net savings in this program amount to (\$1,650), the remaining POS Contractual savings are found in the HAA division in DI#2.	(\$1,650)	\$0	(\$1,650)
EXEC	Approved as Requested	\$0	\$0	\$0
ADOPTED				\$0
NET DI # HUMN-PCOM-1		(\$1,650)	\$0	(\$1,650)



<b>Dept:</b>	Human Services 2610	54	<b>Fund Name:</b>	2610
<b>Prgm:</b>	Community Programs	307/72	<b>Fund No.:</b>	2610

<b>NARRATIVE INFORMATION ABOUT DECISION ITEMS SHOWN ON PREVIOUS PAGE</b>			Expenditures	Revenue	GPR Support
DI #	HUMN-PCOM-2	There is no Decision Item			
DEPT			\$0	\$0	\$0
EXEC			\$0	\$0	\$0
ADOPTED					\$0
NET DI # HUMN-PCOM-2			\$0	\$0	\$0
DI #	HUMN-PCOM-3	Contractually Obligated Increases			
DEPT		This decision accounts for any contractually obligated contract increases along with funding recommendations where appropriate. This includes rent and telephone adjustments to obligated levels in 2021 for levy savings of (\$1,177) in this program.	(\$1,177)	\$0	(\$1,177)
EXEC		Approved as Requested	\$0	\$0	\$0
ADOPTED					\$0
NET DI # HUMN-PCOM-3			(\$1,177)	\$0	(\$1,177)
DI #	HUMN-PCOM-4	Reallocations and Transfers			
DEPT		This decision item reflects reallocation of expenditures, expenditure/revenue adjustments and/or positions between orgs resulting from operational changes, resolutions or fund transfers made in 2020 that are continuing in 2021. Expense increases of \$78,866 and revenue of \$34,563 includes transfers from HAA & CYF to reflect current operations for a net levy impact of \$44,303 in this program. There is zero levy impact	\$78,866	\$34,563	\$44,303
EXEC		Approved as Requested	\$0	\$0	\$0
ADOPTED					\$0
NET DI # HUMN-PCOM-4			\$78,866	\$34,563	\$44,303

<b>Dept:</b>	Human Services 2610	54	<b>Fund Name:</b>	2610	
<b>Prgm:</b>	Community Programs	307/72	<b>Fund No.:</b>	2610	
<b>NARRATIVE INFORMATION ABOUT DECISION ITEMS SHOWN ON PREVIOUS PAGE</b>			<b>Expenditures</b>	<b>Revenue</b>	<b>GPR Support</b>
DI #	HUMN-PCOM-5	Other/New Expenditures and/or Revenue Changes			
DEPT	This decision item includes increased revenues where applicable and changes to adjust expense/revenue levels accordingly. \$42,000 in janitorial expense is added to expand cleaning services as a result of Covid demands, net LTE costs of \$11,843 are increased and adjusted between programs and Youth Aids \$37,000 is reallocated to this program for a net levy increase of \$16,843.		\$53,843	\$37,000	\$16,843
EXEC	Approved as Requested		\$0	\$0	\$0
ADOPTED					\$0
NET DI #		HUMN-PCOM-5	\$53,843	\$37,000	\$16,843
<b>2021 EXECUTIVE BUDGET</b>			\$5,428,845	\$1,064,022	\$4,364,823

<b>Dept:</b>	Human Services 2610	54	<b>DANE COUNTY</b>	<b>Fund Name:</b>	2610
<b>Prgm:</b>	Alternate Care	307/73		<b>Fund No:</b>	2610

**Mission:**  
The mission of Alternate Care is to provide the best possible resources for children between birth and 18 years old who are in need of out-of-home care. Consistent with the Prevention and Early Intervention Division's mission and philosophy, all reasonable efforts are made to help families remain intact and to keep youth in the community. However, for those children and youth unable to remain in their parental home, the Department funds a continuum of alternate care resources. Children are placed in the least restrictive setting that effectively meets their needs, and efforts are undertaken to reintegrate children with their families whenever feasible and to keep institutional stays to a minimum.

**Description:**  
Alternate care services are provided along a continuum from least to most restrictive and are consistent with State Statutory mandates of Chapters 48, 51 and 938 and Administrative Code DCF 56. These services include Children Come First, foster parent recruitment, mentoring and training, foster care, treatment foster care, kinship care, group homes, residential care centers and youth correctional institutions.

	Actual 2019	Adopted 2020	2019 Carry Forward	Board Transfers	Budget As Modified	2020 YTD	Estimated 2020	Department Request
<b>PROGRAM EXPENDITURES</b>								
Personnel Costs	\$0	\$1,581,900	\$0	\$0	\$1,581,900	\$451,417	\$1,581,900	\$1,579,800
Operating Expenses	\$0	\$76,000	\$0	\$0	\$76,000	\$15,204	\$76,000	\$79,100
Contractual Services	\$0	\$16,014,393	\$41,350	\$0	\$16,055,743	\$4,400,775	\$16,014,393	\$15,506,188
Operating Capital	\$0	\$0	\$0	\$0	\$0	\$0	\$0	\$0
<b>TOTAL</b>	<b>\$0</b>	<b>\$17,672,293</b>	<b>\$41,350</b>	<b>\$0</b>	<b>\$17,713,643</b>	<b>\$4,867,396</b>	<b>\$17,672,293</b>	<b>\$17,165,088</b>
<b>PROGRAM REVENUE</b>								
Taxes	\$0	\$0	\$0	\$0	\$0	\$0	\$0	\$0
Intergovernmental Revenue	\$0	\$7,801,952	\$30,500	\$0	\$7,832,452	\$1,318,125	\$7,801,952	\$7,490,847
Licenses & Permits	\$0	\$0	\$0	\$0	\$0	\$0	\$0	\$0
Fines, Forfeits & Penalties	\$0	\$0	\$0	\$0	\$0	\$0	\$0	\$0
Public Charges for Services	\$0	\$1,470,000	\$0	\$0	\$1,470,000	\$252,447	\$1,470,000	\$1,240,000
Intergovernmental Charge for Services	\$0	\$0	\$0	\$0	\$0	\$0	\$0	\$0
Miscellaneous	\$0	\$0	\$0	\$0	\$0	\$0	\$0	\$0
Other Financing Sources	\$0	\$0	\$0	\$0	\$0	\$0	\$0	\$0
<b>TOTAL</b>	<b>\$0</b>	<b>\$9,271,952</b>	<b>\$30,500</b>	<b>\$0</b>	<b>\$9,302,452</b>	<b>\$1,570,572</b>	<b>\$9,271,952</b>	<b>\$8,730,847</b>
<b>GPR SUPPORT</b>	<b>\$0</b>	<b>\$8,400,341</b>			<b>\$8,411,191</b>			<b>\$8,434,241</b>
<b>F.T.E. STAFF</b>	<b>0.000</b>	<b>13.250</b>					<b>13.250</b>	<b>13.250</b>

Dept: Human Services 2610		54							Fund Name: 2610
Prgm: Alternate Care		307/73							Fund No.: 2610
DI#	2021 Base	Net Decision Items							2021 Executive Budget
		01	02	03	04	05	06	07	
<b>PROGRAM EXPENDITURES</b>									
Personnel Costs	\$1,579,800	\$0	\$0	\$0	\$0	\$0	\$0	\$0	\$1,579,800
Operating Expenses	\$76,000	\$0	\$0	\$3,100	\$0	\$0	\$0	\$0	\$79,100
Contractual Services	\$16,014,393	\$0	\$0	\$0	(\$4,205)	(\$504,000)	\$0	\$0	\$15,506,188
Operating Capital	\$0	\$0	\$0	\$0	\$0	\$0	\$0	\$0	\$0
<b>TOTAL</b>	<b>\$17,670,193</b>	<b>\$0</b>	<b>\$0</b>	<b>\$3,100</b>	<b>(\$4,205)</b>	<b>(\$504,000)</b>	<b>\$0</b>	<b>\$0</b>	<b>\$17,165,088</b>
<b>PROGRAM REVENUE</b>									
Taxes	\$0	\$0	\$0	\$0	\$0	\$0	\$0	\$0	\$0
Intergovernmental Revenue	\$7,801,952	\$0	\$0	\$0	(\$4,205)	(\$306,900)	\$0	\$0	\$7,490,847
Licenses & Permits	\$0	\$0	\$0	\$0	\$0	\$0	\$0	\$0	\$0
Fines, Forfeits & Penalties	\$0	\$0	\$0	\$0	\$0	\$0	\$0	\$0	\$0
Public Charges for Services	\$1,470,000	\$0	\$0	\$0	\$0	(\$230,000)	\$0	\$0	\$1,240,000
Intergovernmental Charge for Services	\$0	\$0	\$0	\$0	\$0	\$0	\$0	\$0	\$0
Miscellaneous	\$0	\$0	\$0	\$0	\$0	\$0	\$0	\$0	\$0
Other Financing Sources	\$0	\$0	\$0	\$0	\$0	\$0	\$0	\$0	\$0
<b>TOTAL</b>	<b>\$9,271,952</b>	<b>\$0</b>	<b>\$0</b>	<b>\$0</b>	<b>(\$4,205)</b>	<b>(\$536,900)</b>	<b>\$0</b>	<b>\$0</b>	<b>\$8,730,847</b>
<b>GPR SUPPORT</b>	<b>\$8,398,241</b>	<b>\$0</b>	<b>\$0</b>	<b>\$3,100</b>	<b>\$0</b>	<b>\$32,900</b>	<b>\$0</b>	<b>\$0</b>	<b>\$8,434,241</b>
<b>F.T.E. STAFF</b>	<b>13.250</b>	<b>0.000</b>	<b>0.000</b>	<b>0.000</b>	<b>0.000</b>	<b>0.000</b>	<b>0.000</b>	<b>0.000</b>	<b>13.250</b>

NARRATIVE INFORMATION ABOUT DECISION ITEMS SHOWN ABOVE				Expenditures	Revenue	GPR Support
<b>2021 BUDGET BASE</b>				\$17,670,193	\$9,271,952	\$8,398,241
DI #	HUMN-PALT-1	There is no Decision Item				
DEPT				\$0	\$0	\$0
EXEC				\$0	\$0	\$0
ADOPTED						\$0
NET DI # HUMN-PALT-1				\$0	\$0	\$0

Dept:		Human Services 2610	54	Fund Name:		2610
Prgm:		Alternate Care	307/73	Fund No.:		2610
NARRATIVE INFORMATION ABOUT DECISION ITEMS SHOWN ON PREVIOUS PAGE				Expenditures	Revenue	GPR Support
DI #	HUMN-PALT-2	There is no Decision Item				
DEPT				\$0	\$0	\$0
EXEC				\$0	\$0	\$0
ADOPTED						\$0
		NET DI #	HUMN-PALT-2	\$0	\$0	\$0
DI #	HUMN-PALT-3	Contractually Obligated Increases				
DEPT		This decision accounts for any contractually obligated contract increases along with funding recommendations where appropriate. This includes internet and utility adjustments of \$3,100 to obligated levels in this program.		\$3,100	\$0	\$3,100
EXEC		Approved as Requested		\$0	\$0	\$0
ADOPTED						\$0
		NET DI #	HUMN-PALT-3	\$3,100	\$0	\$3,100
DI #	HUMN-PALT-4	Reallocations and Transfers				
DEPT		This decision item reflects reallocation of expenditures, expenditure/revenue adjustments and/or positions between orgs resulting from operational changes, resolutions or fund transfers made in 2020 that are continuing in 2021.		(\$4,205)	(\$4,205)	\$0
EXEC		Approved as Requested		\$0	\$0	\$0
ADOPTED						\$0
		NET DI #	HUMN-PALT-4	(\$4,205)	(\$4,205)	\$0

<b>Dept:</b>	Human Services 2610	54	<b>Fund Name:</b>	2610	
<b>Prgm:</b>	Alternate Care	307/73	<b>Fund No.:</b>	2610	
<b>NARRATIVE INFORMATION ABOUT DECISION ITEMS SHOWN ON PREVIOUS PAGE</b>			<b>Expenditures</b>	<b>Revenue</b>	<b>GPR Support</b>
DI #	HUMN-PALT-5	Other/New Expenditures and/or Revenue Changes			
DEPT	This decision item includes increased revenues where applicable and changes to adjust expense/revenue levels accordingly.		(\$504,000)	(\$536,900)	\$32,900
EXEC	Approved as Requested		\$0	\$0	\$0
ADOPTED					\$0
NET DI #		HUMN-PALT-5	(\$504,000)	(\$536,900)	\$32,900
<b>2021 EXECUTIVE BUDGET</b>			\$17,165,088	\$8,730,847	\$8,434,241

<b>Dept:</b>	Human Services 2610	54	<b>DANE COUNTY</b>	<b>Fund Name:</b>	2610
<b>Prgm:</b>	Counseling & Therapy	307/74		<b>Fund No:</b>	2610

**Mission:**  
The Prevention and Early Intervention (PEI) Division offers a variety of mental health services for children and youth via a purchase of service system (POS). Service areas include individual, group, and family counseling, day treatment, crisis services and risk assessment, advocacy and support services for parents, wraparound services and case management, and community support programming for teens with a severe and persistent mental illness.

**Description:**  
In-home Family Counseling and an intensive 8 week in-home counseling and parenting program targeting families with young children who are at imminent risk of out of home placement are offered. Wraparound case management is for children with severe and persistent mental illness, and the primary goal is to provide comprehensive case management and wraparound services in an effort to avoid institutional placements for children with a Severe Emotional Disturbance (SED). Community support programming is for teens with a severe and persistent mental illness and provides comprehensive support, case management, vocational training and medication management for teens and young adults. Services available to parents of children with SED are education, advocacy, and information and referral. Individual Therapy is provided for children and/or teens with group work and/or family therapy offered via POS contracted agencies that specialize in working with young children who have experienced traumatic events in their lives. PEI provides POS services for comprehensive mental health treatment for clients in need of psychiatric care.

	Actual 2019	Adopted 2020	2019 Carry Forward	Board Transfers	Budget As Modified	2020 YTD	Estimated 2020	Department Request
<b>PROGRAM EXPENDITURES</b>								
Personnel Costs	\$0	\$1,315,900	\$0	\$70,800	\$1,386,700	\$357,202	\$1,386,700	\$1,532,100
Operating Expenses	\$0	\$326,375	\$0	\$0	\$326,375	\$55,342	\$326,375	\$351,375
Contractual Services	\$0	\$10,069,970	\$0	\$0	\$10,069,970	\$2,520,085	\$10,069,970	\$9,338,688
Operating Capital	\$0	\$0	\$0	\$0	\$0	\$0	\$0	\$0
<b>TOTAL</b>	<b>\$0</b>	<b>\$11,712,245</b>	<b>\$0</b>	<b>\$70,800</b>	<b>\$11,783,045</b>	<b>\$2,932,629</b>	<b>\$11,783,045</b>	<b>\$11,222,163</b>
<b>PROGRAM REVENUE</b>								
Taxes	\$0	\$0	\$0	\$0	\$0	\$0	\$0	\$0
Intergovernmental Revenue	\$0	\$5,466,676	\$0	\$70,800	\$5,537,476	\$891,374	\$5,537,476	\$5,602,890
Licenses & Permits	\$0	\$0	\$0	\$0	\$0	\$0	\$0	\$0
Fines, Forfeits & Penalties	\$0	\$0	\$0	\$0	\$0	\$0	\$0	\$0
Public Charges for Services	\$0	\$0	\$0	\$0	\$0	\$0	\$0	\$0
Intergovernmental Charge for Services	\$0	\$0	\$0	\$0	\$0	\$0	\$0	\$0
Miscellaneous	\$0	\$0	\$0	\$0	\$0	\$0	\$0	\$0
Other Financing Sources	\$0	\$0	\$0	\$0	\$0	\$0	\$0	\$0
<b>TOTAL</b>	<b>\$0</b>	<b>\$5,466,676</b>	<b>\$0</b>	<b>\$70,800</b>	<b>\$5,537,476</b>	<b>\$891,374</b>	<b>\$5,537,476</b>	<b>\$5,602,890</b>
<b>GPR SUPPORT</b>	<b>\$0</b>	<b>\$6,245,569</b>			<b>\$6,245,569</b>			<b>\$5,619,273</b>
<b>F.T.E. STAFF</b>	<b>0.000</b>	<b>12.000</b>					<b>13.000</b>	<b>14.000</b>

<b>Dept:</b>	Human Services 2610	54							<b>Fund Name:</b>	2610
<b>Prgm:</b>	Counseling & Therapy	307/74							<b>Fund No.:</b>	2610
<b>DI#</b>	<b>2021 Base</b>	<b>Net Decision Items</b>							<b>2021 Executive Budget</b>	
		<b>01</b>	<b>02</b>	<b>03</b>	<b>04</b>	<b>05</b>	<b>06</b>	<b>07</b>		
<b>PROGRAM EXPENDITURES</b>										
Personnel Costs	\$1,429,300	\$0	\$0	\$0	\$0	\$102,800	\$0	\$0	\$1,532,100	
Operating Expenses	\$326,375	\$0	\$0	\$0	\$0	\$25,000	\$0	\$0	\$351,375	
Contractual Services	\$10,069,970	(\$250,000)	(\$1,396)	\$0	(\$479,886)	\$0	\$0	\$0	\$9,338,688	
Operating Capital	\$0	\$0	\$0	\$0	\$0	\$0	\$0	\$0	\$0	
<b>TOTAL</b>	<b>\$11,825,645</b>	<b>(\$250,000)</b>	<b>(\$1,396)</b>	<b>\$0</b>	<b>(\$479,886)</b>	<b>\$127,800</b>	<b>\$0</b>	<b>\$0</b>	<b>\$11,222,163</b>	
<b>PROGRAM REVENUE</b>										
Taxes	\$0	\$0	\$0	\$0	\$0	\$0	\$0	\$0	\$0	
Intergovernmental Revenue	\$5,466,676	\$0	\$0	\$0	(\$250,000)	\$386,214	\$0	\$0	\$5,602,890	
Licenses & Permits	\$0	\$0	\$0	\$0	\$0	\$0	\$0	\$0	\$0	
Fines, Forfeits & Penalties	\$0	\$0	\$0	\$0	\$0	\$0	\$0	\$0	\$0	
Public Charges for Services	\$0	\$0	\$0	\$0	\$0	\$0	\$0	\$0	\$0	
Intergovernmental Charge for Services	\$0	\$0	\$0	\$0	\$0	\$0	\$0	\$0	\$0	
Miscellaneous	\$0	\$0	\$0	\$0	\$0	\$0	\$0	\$0	\$0	
Other Financing Sources	\$0	\$0	\$0	\$0	\$0	\$0	\$0	\$0	\$0	
<b>TOTAL</b>	<b>\$5,466,676</b>	<b>\$0</b>	<b>\$0</b>	<b>\$0</b>	<b>(\$250,000)</b>	<b>\$386,214</b>	<b>\$0</b>	<b>\$0</b>	<b>\$5,602,890</b>	
<b>GPR SUPPORT</b>	<b>\$6,358,969</b>	<b>(\$250,000)</b>	<b>(\$1,396)</b>	<b>\$0</b>	<b>(\$229,886)</b>	<b>(\$258,414)</b>	<b>\$0</b>	<b>\$0</b>	<b>\$5,619,273</b>	
<b>F.T.E. STAFF</b>	<b>13.000</b>	<b>0.000</b>	<b>0.000</b>	<b>0.000</b>	<b>0.000</b>	<b>1.000</b>	<b>0.000</b>	<b>0.000</b>	<b>14.000</b>	

<b>NARRATIVE INFORMATION ABOUT DECISION ITEMS SHOWN ABOVE</b>		Expenditures	Revenue	GPR Support
<b>2021 BUDGET BASE</b>		\$11,825,645	\$5,466,676	\$6,358,969
DI #	HUMN-PCTH-1 Non-Contract Budget Reductions			
DEPT	This decision item reflects a reduction in non-contracted counseling and therapeutic resource funds of (\$250,000) in this program to achieve directed savings.	(\$250,000)	\$0	(\$250,000)
EXEC	Approved as Requested	\$0	\$0	\$0
ADOPTED				\$0
	<b>NET DI # HUMN-PCTH-1</b>	<b>(\$250,000)</b>	<b>\$0</b>	<b>(\$250,000)</b>



Dept:		Human Services 2610	54	Fund Name:		2610
Prgm:		Counseling & Therapy	307/74	Fund No.:		2610
NARRATIVE INFORMATION ABOUT DECISION ITEMS SHOWN ON PREVIOUS PAGE				Expenditures	Revenue	GPR Support
DI #	HUMN-PCTH-2	POS Contractual Budget Reduction				
DEPT	This decision item reflects purchased service contract reductions to current contract levels, grant drop-offs, RFP changes, services being brought in-house and program closures. Contractual medical assistance billing expenses are reduced by (\$1,396) to reflect services being brought in-house for a levy savings of (\$1,396).			(\$1,396)	\$0	(\$1,396)
EXEC	Approved as Requested			\$0	\$0	\$0
ADOPTED						\$0
NET DI # HUMN-PCTH-2				(\$1,396)	\$0	(\$1,396)
DI #	HUMN-PCTH-3	There is no Decision Item				
DEPT				\$0	\$0	\$0
EXEC				\$0	\$0	\$0
ADOPTED						\$0
NET DI # HUMN-PCTH-3				\$0	\$0	\$0
DI #	HUMN-PCTH-4	Reallocations and Transfers				
DEPT	This item reflects reallocation of expenditures, expenditure/revenue adjustments and/or positions between orgs resulting from operational changes, resolutions or fund transfers made in 2020 that are continuing in 2021. AODA Juvenile Justice revenue (\$250,000) and expense were reduced in 2020; other expense reductions amount to (\$229,886) in this program. There is zero levy impact department-wide.			(\$479,886)	(\$250,000)	(\$229,886)
EXEC	Approved as Requested			\$0	\$0	\$0
ADOPTED						\$0
NET DI # HUMN-PCTH-4				(\$479,886)	(\$250,000)	(\$229,886)

<b>Dept:</b>	Human Services 2610	54	<b>Fund Name:</b>	2610	
<b>Prgm:</b>	Counseling & Therapy	307/74	<b>Fund No.:</b>	2610	
<b>NARRATIVE INFORMATION ABOUT DECISION ITEMS SHOWN ON PREVIOUS PAGE</b>			<b>Expenditures</b>	<b>Revenue</b>	<b>GPR Support</b>
DI #	HUMN-PCTH-5	Other/New Expenditures and/or Revenue Changes			
DEPT	This decision item includes increased revenues where applicable and changes to adjust expense/revenue levels accordingly. This decision adds 1.0 FTE CCS Social Worker at \$102,800. Wrap around expense increase by \$25,000 and Children Come First, Targeted Case Management and Youth Aids revenue adjustments are combined for a net increase of \$386,214. The net levy savings is (\$258,414).		\$127,800	\$386,214	(\$258,414)
EXEC	Approved as Requested		\$0	\$0	\$0
ADOPTED					\$0
	NET DI #	HUMN-PCTH-5	\$127,800	\$386,214	(\$258,414)
<b>2021 EXECUTIVE BUDGET</b>			\$11,222,163	\$5,602,890	\$5,619,273

<b>Dept:</b>	Human Services 2610	54	<b>DANE COUNTY</b>	<b>Fund Name:</b>	2610
<b>Prgm:</b>	Housing Access & Affordability	000:309/00:80		<b>Fund No:</b>	2610

Mission:  
To increase access to and development of affordable housing, prevent and end homelessness, and support economic development.

Description:  
The division supports services that: provide non-mandated, short-term overnight emergency shelter for families and individuals experiencing homelessness; provide connection to basic needs and critical community resources through The Beacon day resource center; assist families in securing permanent housing in the community through a variety of programs; prevent homelessness and eviction; and through the administration of the Dane County Affordable Housing Development Fund and federally funded CDBG/HOME programs.

	Actual 2019	Adopted 2020	2019 Carry Forward	Board Transfers	Budget As Modified	2020 YTD	Estimated 2020	Department Request
<b>PROGRAM EXPENDITURES</b>								
Personnel Costs	\$0	\$753,850	\$0	\$0	\$753,850	\$178,622	\$753,850	\$654,343
Operating Expenses	\$0	\$56,493	\$0	\$0	\$56,493	\$8,875	\$56,493	\$56,493
Contractual Services	\$0	\$2,697,268	\$0	\$30,000	\$2,727,268	\$641,371	\$2,697,268	\$3,559,353
Operating Capital	\$0	\$0	\$0	\$0	\$0	\$0	\$0	\$0
<b>TOTAL</b>	<b>\$0</b>	<b>\$3,507,611</b>	<b>\$0</b>	<b>\$30,000</b>	<b>\$3,537,611</b>	<b>\$828,868</b>	<b>\$3,507,611</b>	<b>\$4,270,189</b>
<b>PROGRAM REVENUE</b>								
Taxes	\$0	\$0	\$0	\$0	\$0	\$0	\$0	\$0
Intergovernmental Revenue	\$0	\$292,800	\$0	\$0	\$292,800	\$0	\$292,800	\$1,373,682
Licenses & Permits	\$0	\$0	\$0	\$0	\$0	\$0	\$0	\$0
Fines, Forfeits & Penalties	\$0	\$0	\$0	\$0	\$0	\$0	\$0	\$0
Public Charges for Services	\$0	\$0	\$0	\$0	\$0	\$0	\$0	\$0
Intergovernmental Charge for Services	\$0	\$0	\$0	\$0	\$0	\$0	\$0	\$0
Miscellaneous	\$0	\$0	\$0	\$0	\$0	\$315	\$0	\$0
Other Financing Sources	\$0	\$0	\$0	\$0	\$0	\$0	\$0	\$0
<b>TOTAL</b>	<b>\$0</b>	<b>\$292,800</b>	<b>\$0</b>	<b>\$0</b>	<b>\$292,800</b>	<b>\$315</b>	<b>\$292,800</b>	<b>\$1,373,682</b>
<b>GPR SUPPORT</b>	<b>\$0</b>	<b>\$3,214,811</b>			<b>\$3,244,811</b>			<b>\$2,896,507</b>
<b>F.T.E. STAFF</b>	<b>0.000</b>	<b>6.000</b>					<b>6.000</b>	<b>6.000</b>

<b>Dept:</b>	Human Services 2610	54							<b>Fund Name:</b>	2610
<b>Prgm:</b>	Housing Access & Affordability	000:309/00:80							<b>Fund No.:</b>	2610
<b>DI#</b>	<b>2021 Base</b>	<b>Net Decision Items</b>							<b>2021 Executive Budget</b>	
		<b>01</b>	<b>02</b>	<b>03</b>	<b>04</b>	<b>05</b>	<b>06</b>	<b>07</b>		
<b>PROGRAM EXPENDITURES</b>										
Personnel Costs	\$778,900	(\$124,557)	\$0	\$0	\$0	\$0	\$0	\$0	\$654,343	
Operating Expenses	\$56,493	\$0	\$0	\$0	\$0	\$0	\$0	\$0	\$56,493	
Contractual Services	\$2,697,268	\$50,000	(\$147,749)	\$9,000,000	\$1,009,834	\$0	\$0	\$0	\$12,609,353	
Operating Capital	\$0	\$0	\$0	\$0	\$0	\$0	\$0	\$0	\$0	
<b>TOTAL</b>	<b>\$3,532,661</b>	<b>(\$74,557)</b>	<b>(\$147,749)</b>	<b>\$9,000,000</b>	<b>\$1,009,834</b>	<b>\$0</b>	<b>\$0</b>	<b>\$0</b>	<b>\$13,320,189</b>	
<b>PROGRAM REVENUE</b>										
Taxes	\$0	\$0	\$0	\$0	\$0	\$0	\$0	\$0	\$0	
Intergovernmental Revenue	\$292,800	\$0	\$0	\$0	\$1,060,141	\$20,741	\$0	\$0	\$1,373,682	
Licenses & Permits	\$0	\$0	\$0	\$0	\$0	\$0	\$0	\$0	\$0	
Fines, Forfeits & Penalties	\$0	\$0	\$0	\$0	\$0	\$0	\$0	\$0	\$0	
Public Charges for Services	\$0	\$0	\$0	\$0	\$0	\$0	\$0	\$0	\$0	
Intergovernmental Charge for Services	\$0	\$0	\$0	\$0	\$0	\$0	\$0	\$0	\$0	
Miscellaneous	\$0	\$0	\$0	\$0	\$0	\$0	\$0	\$0	\$0	
Other Financing Sources	\$0	\$0	\$0	\$0	\$0	\$0	\$0	\$0	\$0	
<b>TOTAL</b>	<b>\$292,800</b>	<b>\$0</b>	<b>\$0</b>	<b>\$0</b>	<b>\$1,060,141</b>	<b>\$20,741</b>	<b>\$0</b>	<b>\$0</b>	<b>\$1,373,682</b>	
<b>GPR SUPPORT</b>	<b>\$3,239,861</b>	<b>(\$74,557)</b>	<b>(\$147,749)</b>	<b>\$9,000,000</b>	<b>(\$50,307)</b>	<b>(\$20,741)</b>	<b>\$0</b>	<b>\$0</b>	<b>\$11,946,507</b>	
<b>F.T.E. STAFF</b>	<b>6.000</b>	<b>0.000</b>	<b>0.000</b>	<b>0.000</b>	<b>0.000</b>	<b>0.000</b>	<b>0.000</b>	<b>0.000</b>	<b>6.000</b>	

<b>NARRATIVE INFORMATION ABOUT DECISION ITEMS SHOWN ABOVE</b>		<b>Expenditures</b>	<b>Revenue</b>	<b>GPR Support</b>
<b>2021 BUDGET BASE</b>		\$3,532,661	\$292,800	\$3,239,861
DI #	HUMN-HA&A-1 Non-Contract Budget Reductions			
DEPT	This decision item reflects personnel and operating reductions to meet the department's savings targets. One vacant Director of Economic & Workforce Development position is proposed to remain vacant throughout 2021 to achieve savings of (\$124,557).	(\$124,557)	\$0	(\$124,557)
EXEC	Approve as requested. Also, fund Covid recovery initiative with Madison Region Economic Partnership-MADREP.	\$50,000	\$0	\$50,000
ADOPTED				\$0
	<b>NET DI # HUMN-HA&amp;A-1</b>	<b>(\$74,557)</b>	<b>\$0</b>	<b>(\$74,557)</b>

Dept:		Human Services 2610	54	Fund Name:		2610
Prgm:		Housing Access & Affordability	000:309/00:80	Fund No.:		2610
NARRATIVE INFORMATION ABOUT DECISION ITEMS SHOWN ON PREVIOUS PAGE				Expenditures	Revenue	GPR Support
DI #	HUMN-HA&A-2	POS Contractual Budget Reduction				
DEPT	This decision item reflects purchased service contract reductions to current contract levels, grant drop-offs, RFP changes, services being brought in-house and program closures. Contracted housing assistance and case management services are reduced here to be brought in-house for levy savings in this program of (\$147,749). Net levy savings department-wide is (\$37,428).			(\$147,749)	\$0	(\$147,749)
EXEC	Approved as Requested			\$0	\$0	\$0
ADOPTED						\$0
NET DI # HUMN-HA&A-2				(\$147,749)	\$0	(\$147,749)
DI #	HUMN-HA&A-3	Homeless Social Distancing				
DEPT				\$0	\$0	\$0
EXEC	Increase expenditures by \$9 million to allow for continued efforts at social distancing for persons experiencing homelessness in 2021.			\$9,000,000	\$0	\$9,000,000
ADOPTED						\$0
NET DI # HUMN-HA&A-3				\$9,000,000	\$0	\$9,000,000
DI #	HUMN-HA&A-4	Reallocations and Transfers				
DEPT	This decision reflects reallocation of expenditures and revenue for a total levy impact in this program of \$1,009,834. Includes HUD revenue \$1,060,141 and housing assistance and case management expense of \$1,087,666 transferred from the ACS-BH program and Housing Assistance expense of (\$79,303) is transferred to the PEI-Community Programs program. There is zero levy impact department-wide.			\$1,009,834	\$1,060,141	(\$50,307)
EXEC	Approved as Requested			\$0	\$0	\$0
ADOPTED						\$0
NET DI # HUMN-HA&A-4				\$1,009,834	\$1,060,141	(\$50,307)

<b>Dept:</b>	Human Services 2610	54	<b>Fund Name:</b>	2610
<b>Prgm:</b>	Housing Access & Affordability	000:309/00:80	<b>Fund No.:</b>	2610

NARRATIVE INFORMATION ABOUT DECISION ITEMS SHOWN ON PREVIOUS PAGE			Expenditures	Revenue	GPR Support
DI #	HUMN-HA&A-5	Other/New Expenditures and/or Revenue Changes			
DEPT	This decision item includes increased revenues where applicable and changes to adjust expense/revenue levels accordingly. Increased CDBG program grant administration revenue is added for levy savings of (\$20,741).		\$0	\$20,741	(\$20,741)
EXEC	Approved as Requested		\$0	\$0	\$0
ADOPTED					\$0
NET DI # HUMN-HA&A-5			\$0	\$20,741	(\$20,741)

--	--	--

<b>2021 EXECUTIVE BUDGET</b>	\$13,320,189	\$1,373,682	\$11,946,507
------------------------------	--------------	-------------	--------------

<b>Dept:</b>	Human Services	60	<b>DANE COUNTY</b>	<b>Fund Name:</b>	CDBG Business Loan
<b>Prgm:</b>	CDBG Business Loan	412/00		<b>Fund No:</b>	2700

Mission:  
This fund is used to account for business loans made through the County's CDBG entitlement program.

Description:  
The Dane County Commercial Revitalization Loan Fund (CRLF) provides financing to businesses and real estate development projects that help revitalize downtown and other commercial districts.

	Actual 2019	Adopted 2020	2019 Carry Forward	Board Transfers	Budget As Modified	2020 YTD	Estimated 2020	Department Request
<b>PROGRAM EXPENDITURES</b>								
Personnel Costs	\$0	\$0	\$0	\$0	\$0	\$0	\$0	\$0
Operating Expenses	\$0	\$33,700	\$0	\$0	\$33,700	\$0	\$33,700	\$33,700
Contractual Services	\$3,908	\$8,400	\$0	\$0	\$8,400	\$0	\$8,400	\$8,400
Operating Capital	\$0	\$0	\$0	\$0	\$0	\$0	\$0	\$0
<b>TOTAL</b>	<b>\$3,908</b>	<b>\$42,100</b>	<b>\$0</b>	<b>\$0</b>	<b>\$42,100</b>	<b>\$0</b>	<b>\$42,100</b>	<b>\$42,100</b>
<b>PROGRAM REVENUE</b>								
Taxes	\$0	\$0	\$0	\$0	\$0	\$0	\$0	\$0
Intergovernmental Revenue	\$0	\$0	\$0	\$0	\$0	\$0	\$0	\$0
Licenses & Permits	\$0	\$0	\$0	\$0	\$0	\$0	\$0	\$0
Fines, Forfeits & Penalties	\$0	\$0	\$0	\$0	\$0	\$0	\$0	\$0
Public Charges for Services	\$0	\$0	\$0	\$0	\$0	\$0	\$0	\$0
Intergovernmental Charge for Services	\$0	\$0	\$0	\$0	\$0	\$0	\$0	\$0
Miscellaneous	(\$85,816)	\$42,100	\$0	\$0	\$42,100	\$13,492	\$42,665	\$42,100
Other Financing Sources	\$0	\$0	\$0	\$0	\$0	\$0	\$0	\$0
<b>TOTAL</b>	<b>(\$85,816)</b>	<b>\$42,100</b>	<b>\$0</b>	<b>\$0</b>	<b>\$42,100</b>	<b>\$13,492</b>	<b>\$42,665</b>	<b>\$42,100</b>
<b>REVENUE OVER/(UNDER) EXPENSES</b>	<b>(\$89,723)</b>	<b>\$0</b>			<b>\$0</b>			<b>\$0</b>
<b>F.T.E. STAFF</b>	<b>0.000</b>	<b>0.000</b>					<b>0.000</b>	<b>0.000</b>

Dept: Human Services		60		Fund Name: CDBG Business Loan						
Prgm: CDBG Business Loan		412/00		Fund No.: 2700						
DI#	NONE	2021 Base	Net Decision Items						2021 Executive Budget	
			01	02	03	04	05	06	07	
<b>PROGRAM EXPENDITURES</b>										
	Personnel Costs	\$0	\$0	\$0	\$0	\$0	\$0	\$0	\$0	\$0
	Operating Expenses	\$33,700	\$0	\$0	\$0	\$0	\$0	\$0	\$0	\$33,700
	Contractual Services	\$8,400	\$0	\$0	\$0	\$0	\$0	\$0	\$0	\$8,400
	Operating Capital	\$0	\$0	\$0	\$0	\$0	\$0	\$0	\$0	\$0
	<b>TOTAL</b>	<b>\$42,100</b>	<b>\$0</b>	<b>\$0</b>	<b>\$0</b>	<b>\$0</b>	<b>\$0</b>	<b>\$0</b>	<b>\$0</b>	<b>\$42,100</b>
<b>PROGRAM REVENUE</b>										
	Taxes	\$0	\$0	\$0	\$0	\$0	\$0	\$0	\$0	\$0
	Intergovernmental Revenue	\$0	\$0	\$0	\$0	\$0	\$0	\$0	\$0	\$0
	Licenses & Permits	\$0	\$0	\$0	\$0	\$0	\$0	\$0	\$0	\$0
	Fines, Forfeits & Penalties	\$0	\$0	\$0	\$0	\$0	\$0	\$0	\$0	\$0
	Public Charges for Services	\$0	\$0	\$0	\$0	\$0	\$0	\$0	\$0	\$0
	Intergovernmental Charge for Services	\$0	\$0	\$0	\$0	\$0	\$0	\$0	\$0	\$0
	Miscellaneous	\$42,100	\$0	\$0	\$0	\$0	\$0	\$0	\$0	\$42,100
	Other Financing Sources	\$0	\$0	\$0	\$0	\$0	\$0	\$0	\$0	\$0
	<b>TOTAL</b>	<b>\$42,100</b>	<b>\$0</b>	<b>\$0</b>	<b>\$0</b>	<b>\$0</b>	<b>\$0</b>	<b>\$0</b>	<b>\$0</b>	<b>\$42,100</b>
<b>REVENUE OVER/(UNDER) EXPENSES</b>		<b>\$0</b>	<b>\$0</b>	<b>\$0</b>	<b>\$0</b>	<b>\$0</b>	<b>\$0</b>	<b>\$0</b>	<b>\$0</b>	<b>\$0</b>
<b>F.T.E. STAFF</b>		<b>0.000</b>	<b>0.000</b>	<b>0.000</b>	<b>0.000</b>	<b>0.000</b>	<b>0.000</b>	<b>0.000</b>	<b>0.000</b>	<b>0.000</b>

NARRATIVE INFORMATION ABOUT DECISION ITEMS SHOWN ABOVE	Expenditures	Revenue	Revenue Over/(Under) Expenses
<b>2021 BUDGET BASE</b>	\$42,100	\$42,100	\$0
<b>2021 EXECUTIVE BUDGET</b>	\$42,100	\$42,100	\$0



<b>Dept:</b>	Human Services	60	<b>DANE COUNTY</b>	<b>Fund Name:</b>	CDBG-General
<b>Prgrm:</b>	CDBG-General	416/00		<b>Fund No:</b>	2720

**Mission:**  
 To develop viable urban communities by providing decent housing, a suitable living environment, and by expanding economic opportunities, principally for low-and-moderate income persons in the participating communities of the Dane County Urban County Consortium in a manner consistent with funding requirements and local and County land use plans and development goals.

**Description:**  
 Dane County receives an annual allocation on a formula basis, as an Entitlement Community, from the U.S. Department of Housing and Urban Development (HUD) for the Community Development Block Grant (CDBG) program. Funded projects must be a part of the County's Consolidated Plan and Annual Plans developed with encouragement of and opportunities for citizen participation. Every CDBG funded activity must meet one of three national objectives: benefitting low-and-moderate income persons; preventing or eliminating slums or blight; or meeting other community development needs having a particular urgency because existing conditions pose a serious and immediate threat to the health or welfare of the community and other financial resources are not available, such as for natural disasters. 70% of funds must be used for activities that benefit low-and-moderate income persons. The CDBG Program provides grant and loan funding for housing, economic development, public facilities, and public services to local municipalities and public and private entities that serve participating communities of the Dane County Urban County Consortium.

	Actual 2019	Adopted 2020	2019 Carry Forward	Board Transfers	Budget As Modified	2020 YTD	Estimated 2020	Department Request
<b>PROGRAM EXPENDITURES</b>								
Personnel Costs	\$0	\$0	\$0	\$0	\$0	\$0	\$0	\$0
Operating Expenses	\$0	\$0	\$0	\$0	\$0	\$0	\$0	\$0
Contractual Services	\$1,512,101	\$985,300	\$675,602	\$0	\$1,660,902	\$232,246	\$1,660,903	\$1,043,790
Operating Capital	\$0	\$0	\$0	\$0	\$0	\$0	\$0	\$0
<b>TOTAL</b>	<b>\$1,512,101</b>	<b>\$985,300</b>	<b>\$675,602</b>	<b>\$0</b>	<b>\$1,660,902</b>	<b>\$232,246</b>	<b>\$1,660,903</b>	<b>\$1,043,790</b>
<b>PROGRAM REVENUE</b>								
Taxes	\$0	\$0	\$0	\$0	\$0	\$0	\$0	\$0
Intergovernmental Revenue	\$895,906	\$935,300	\$675,602	\$0	\$1,610,902	\$0	\$1,610,902	\$993,790
Licenses & Permits	\$0	\$0	\$0	\$0	\$0	\$0	\$0	\$0
Fines, Forfeits & Penalties	\$0	\$0	\$0	\$0	\$0	\$0	\$0	\$0
Public Charges for Services	\$0	\$0	\$0	\$0	\$0	\$0	\$0	\$0
Intergovernmental Charge for Services	\$0	\$0	\$0	\$0	\$0	\$0	\$0	\$0
Miscellaneous	\$81,839	\$50,000	\$0	\$0	\$50,000	\$36,807	\$81,494	\$50,000
Other Financing Sources	\$0	\$0	\$0	\$0	\$0	\$0	\$0	\$0
<b>TOTAL</b>	<b>\$977,745</b>	<b>\$985,300</b>	<b>\$675,602</b>	<b>\$0</b>	<b>\$1,660,902</b>	<b>\$36,807</b>	<b>\$1,692,396</b>	<b>\$1,043,790</b>
<b>REVENUE OVER/(UNDER) EXPENSES</b>	<b>(\$534,355)</b>	<b>\$0</b>			<b>\$0</b>			<b>\$0</b>
<b>F.T.E. STAFF</b>	<b>0.000</b>	<b>0.000</b>					<b>0.000</b>	<b>0.000</b>

<b>Dept:</b>	Human Services	60							<b>Fund Name:</b>	CDBG-General
<b>Prgm:</b>	CDBG-General	416/00							<b>Fund No.:</b>	2720
DI#	2021 Base	Net Decision Items							2021 Executive Budget	
		01	02	03	04	05	06	07		
<b>PROGRAM EXPENDITURES</b>										
Personnel Costs	\$0	\$0	\$0	\$0	\$0	\$0	\$0	\$0	\$0	\$0
Operating Expenses	\$0	\$0	\$0	\$0	\$0	\$0	\$0	\$0	\$0	\$0
Contractual Services	\$985,300	\$0	\$0	\$0	\$0	\$58,490	\$0	\$0	\$0	\$1,043,790
Operating Capital	\$0	\$0	\$0	\$0	\$0	\$0	\$0	\$0	\$0	\$0
<b>TOTAL</b>	<b>\$985,300</b>	<b>\$0</b>	<b>\$0</b>	<b>\$0</b>	<b>\$0</b>	<b>\$58,490</b>	<b>\$0</b>	<b>\$0</b>	<b>\$0</b>	<b>\$1,043,790</b>
<b>PROGRAM REVENUE</b>										
Taxes	\$0	\$0	\$0	\$0	\$0	\$0	\$0	\$0	\$0	\$0
Intergovernmental Revenue	\$935,300	\$0	\$0	\$0	\$0	\$58,490	\$0	\$0	\$0	\$993,790
Licenses & Permits	\$0	\$0	\$0	\$0	\$0	\$0	\$0	\$0	\$0	\$0
Fines, Forfeits & Penalties	\$0	\$0	\$0	\$0	\$0	\$0	\$0	\$0	\$0	\$0
Public Charges for Services	\$0	\$0	\$0	\$0	\$0	\$0	\$0	\$0	\$0	\$0
Intergovernmental Charge for Services	\$0	\$0	\$0	\$0	\$0	\$0	\$0	\$0	\$0	\$0
Miscellaneous	\$50,000	\$0	\$0	\$0	\$0	\$0	\$0	\$0	\$0	\$50,000
Other Financing Sources	\$0	\$0	\$0	\$0	\$0	\$0	\$0	\$0	\$0	\$0
<b>TOTAL</b>	<b>\$985,300</b>	<b>\$0</b>	<b>\$0</b>	<b>\$0</b>	<b>\$0</b>	<b>\$58,490</b>	<b>\$0</b>	<b>\$0</b>	<b>\$0</b>	<b>\$1,043,790</b>
<b>REVENUE OVER/(UNDER) EXPENSES</b>	<b>\$0</b>	<b>\$0</b>	<b>\$0</b>	<b>\$0</b>	<b>\$0</b>	<b>\$0</b>	<b>\$0</b>	<b>\$0</b>	<b>\$0</b>	<b>\$0</b>
<b>F.T.E. STAFF</b>	<b>0.000</b>	<b>0.000</b>	<b>0.000</b>	<b>0.000</b>	<b>0.000</b>	<b>0.000</b>	<b>0.000</b>	<b>0.000</b>	<b>0.000</b>	<b>0.000</b>

NARRATIVE INFORMATION ABOUT DECISION ITEMS SHOWN ABOVE		Expenditures	Revenue	Revenue Over/(Under) Expenses
<b>2021 BUDGET BASE</b>		\$985,300	\$985,300	\$0
DI #	HUMN-CDBG-1			
DEPT	There is no Decision Item	\$0	\$0	\$0
EXEC		\$0	\$0	\$0
ADOPTED				\$0
NET DI # HUMN-CDBG-1		\$0	\$0	\$0

<b>Dept:</b> Human Services	60	<b>Fund Name:</b> CDBG-General
<b>Prgm:</b> CDBG-General	416/00	<b>Fund No.:</b> 2720

<b>NARRATIVE INFORMATION ABOUT DECISION ITEMS SHOWN ON PREVIOUS PAGE</b>			Expenditures	Revenue	Revenue Over/(Under) Expenses
DI #	HUMN-CDBG-2	There is no Decision Item			
DEPT			\$0	\$0	\$0
EXEC			\$0	\$0	\$0
ADOPTED					\$0
NET DI # HUMN-CDBG-2			\$0	\$0	\$0
DI #	HUMN-CDBG-3	There is no Decision Item			
DEPT			\$0	\$0	\$0
EXEC			\$0	\$0	\$0
ADOPTED					\$0
NET DI # HUMN-CDBG-3			\$0	\$0	\$0
DI #	HUMN-CDBG-4	There is no Decision Item			
DEPT			\$0	\$0	\$0
EXEC			\$0	\$0	\$0
ADOPTED					\$0
NET DI # HUMN-CDBG-4			\$0	\$0	\$0

Dept:		Human Services	60	Fund Name:		CDBG-General	
Prgm:		CDBG-General	416/00	Fund No.:		2720	
NARRATIVE INFORMATION ABOUT DECISION ITEMS SHOWN ON PREVIOUS PAGE				Expenditures	Revenue	Revenue Over/(Under) Expenses	
DI #	HUMN-CDBG-5	Other/New Expenditures and/or Revenue Changes					
DEPT	This decision item includes increased revenues where applicable and changes to adjust expense/revenue levels accordingly. CDBG Program Grant funds \$58,490 and offsetting expense increased to anticipated 2021 levels. There is zero levy impact.			\$58,490	\$58,490	\$0	
EXEC	Approved as Requested			\$0	\$0	\$0	
ADOPTED						\$0	
NET DI #				HUMN-CDBG-5	\$58,490	\$58,490	\$0
<b>2021 EXECUTIVE BUDGET</b>				\$1,043,790	\$1,043,790	\$0	

<b>Dept:</b>	Human Services	60	<b>DANE COUNTY</b>	<b>Fund Name:</b>	HOME Fund
<b>Prgm:</b>	HOME Fund	418/00		<b>Fund No:</b>	2730

**Mission:**  
The HOME Investment Partnership Program (HOME) increases the availability of affordable housing for low and moderate-income households in the participating municipalities of the Dane County Urban County Consortium.

**Description:**  
Dane County receives an annual HOME grant, as an Entitlement Community, from the U.S. Department of Housing and Urban Development (HUD). HOME funds must be used for affordable housing. 10% of funds can be used for administration. 15% of funds must be used for Community Housing Development Organizations (CHDOs).

	Actual 2019	Adopted 2020	2019 Carry Forward	Board Transfers	Budget As Modified	2020 YTD	Estimated 2020	Department Request
<b>PROGRAM EXPENDITURES</b>								
Personnel Costs	\$0	\$0	\$0	\$0	\$0	\$0	\$0	\$0
Operating Expenses	\$10,000	\$10,000	\$0	\$0	\$10,000	\$0	\$10,000	\$10,000
Contractual Services	\$520,259	\$555,200	\$1,395,423	\$0	\$1,950,623	\$4,734	\$1,950,623	\$610,444
Operating Capital	\$0	\$0	\$0	\$0	\$0	\$0	\$0	\$0
<b>TOTAL</b>	<b>\$530,259</b>	<b>\$565,200</b>	<b>\$1,395,423</b>	<b>\$0</b>	<b>\$1,960,623</b>	<b>\$4,734</b>	<b>\$1,960,623</b>	<b>\$620,444</b>
<b>PROGRAM REVENUE</b>								
Taxes	\$0	\$0	\$0	\$0	\$0	\$0	\$0	\$0
Intergovernmental Revenue	\$420,602	\$535,200	\$1,395,423	\$0	\$1,930,623	\$0	\$1,930,623	\$590,444
Licenses & Permits	\$0	\$0	\$0	\$0	\$0	\$0	\$0	\$0
Fines, Forfeits & Penalties	\$0	\$0	\$0	\$0	\$0	\$0	\$0	\$0
Public Charges for Services	\$0	\$0	\$0	\$0	\$0	\$0	\$0	\$0
Intergovernmental Charge for Services	\$0	\$0	\$0	\$0	\$0	\$0	\$0	\$0
Miscellaneous	\$109,657	\$30,000	\$0	\$0	\$30,000	\$113,448	\$31,714	\$30,000
Other Financing Sources	\$0	\$0	\$0	\$0	\$0	\$0	\$0	\$0
<b>TOTAL</b>	<b>\$530,259</b>	<b>\$565,200</b>	<b>\$1,395,423</b>	<b>\$0</b>	<b>\$1,960,623</b>	<b>\$113,448</b>	<b>\$1,962,337</b>	<b>\$620,444</b>
<b>REVENUE OVER/(UNDER) EXPENSES</b>	<b>\$0</b>	<b>\$0</b>			<b>\$0</b>			<b>\$0</b>
<b>F.T.E. STAFF</b>	<b>0.000</b>	<b>0.000</b>					<b>0.000</b>	<b>0.000</b>

<b>Dept:</b>	Human Services	60							<b>Fund Name:</b>	HOME Fund
<b>Prgm:</b>	HOME Fund	418/00							<b>Fund No.:</b>	2730
DI#	2021 Base	Net Decision Items							2021 Executive Budget	
		01	02	03	04	05	06	07		
<b>PROGRAM EXPENDITURES</b>										
Personnel Costs	\$0	\$0	\$0	\$0	\$0	\$0	\$0	\$0	\$0	\$0
Operating Expenses	\$10,000	\$0	\$0	\$0	\$0	\$0	\$0	\$0	\$0	\$10,000
Contractual Services	\$555,200	\$0	\$0	\$0	\$0	\$55,244	\$0	\$0	\$0	\$610,444
Operating Capital	\$0	\$0	\$0	\$0	\$0	\$0	\$0	\$0	\$0	\$0
<b>TOTAL</b>	<b>\$565,200</b>	<b>\$0</b>	<b>\$0</b>	<b>\$0</b>	<b>\$0</b>	<b>\$55,244</b>	<b>\$0</b>	<b>\$0</b>	<b>\$0</b>	<b>\$620,444</b>
<b>PROGRAM REVENUE</b>										
Taxes	\$0	\$0	\$0	\$0	\$0	\$0	\$0	\$0	\$0	\$0
Intergovernmental Revenue	\$535,200	\$0	\$0	\$0	\$0	\$55,244	\$0	\$0	\$0	\$590,444
Licenses & Permits	\$0	\$0	\$0	\$0	\$0	\$0	\$0	\$0	\$0	\$0
Fines, Forfeits & Penalties	\$0	\$0	\$0	\$0	\$0	\$0	\$0	\$0	\$0	\$0
Public Charges for Services	\$0	\$0	\$0	\$0	\$0	\$0	\$0	\$0	\$0	\$0
Intergovernmental Charge for Services	\$0	\$0	\$0	\$0	\$0	\$0	\$0	\$0	\$0	\$0
Miscellaneous	\$30,000	\$0	\$0	\$0	\$0	\$0	\$0	\$0	\$0	\$30,000
Other Financing Sources	\$0	\$0	\$0	\$0	\$0	\$0	\$0	\$0	\$0	\$0
<b>TOTAL</b>	<b>\$565,200</b>	<b>\$0</b>	<b>\$0</b>	<b>\$0</b>	<b>\$0</b>	<b>\$55,244</b>	<b>\$0</b>	<b>\$0</b>	<b>\$0</b>	<b>\$620,444</b>
<b>REVENUE OVER/(UNDER) EXPENSES</b>	<b>\$0</b>	<b>\$0</b>	<b>\$0</b>	<b>\$0</b>	<b>\$0</b>	<b>\$0</b>	<b>\$0</b>	<b>\$0</b>	<b>\$0</b>	<b>\$0</b>
<b>F.T.E. STAFF</b>	<b>0.000</b>	<b>0.000</b>	<b>0.000</b>	<b>0.000</b>	<b>0.000</b>	<b>0.000</b>	<b>0.000</b>	<b>0.000</b>	<b>0.000</b>	<b>0.000</b>

NARRATIVE INFORMATION ABOUT DECISION ITEMS SHOWN ABOVE		Expenditures	Revenue	Revenue Over/(Under) Expenses
<b>2021 BUDGET BASE</b>		\$565,200	\$565,200	\$0
DI #	HUMN-HOME-1			
DEPT	There is no Decision Item	\$0	\$0	\$0
EXEC		\$0	\$0	\$0
ADOPTED				\$0
NET DI # HUMN-HOME-1		\$0	\$0	\$0

Dept: Human Services		60	Fund Name: HOME Fund		
Prgm: HOME Fund		418/00	Fund No.: 2730		
NARRATIVE INFORMATION ABOUT DECISION ITEMS SHOWN ON PREVIOUS PAGE			Expenditures	Revenue	Revenue Over/(Under) Expenses
DI #	HUMN-HOME-2	There is no Decision Item			
DEPT			\$0	\$0	\$0
EXEC			\$0	\$0	\$0
ADOPTED					\$0
NET DI # HUMN-HOME-2			\$0	\$0	\$0
DI #	HUMN-HOME-3	There is no Decision Item			
DEPT			\$0	\$0	\$0
EXEC			\$0	\$0	\$0
ADOPTED					\$0
NET DI # HUMN-HOME-3			\$0	\$0	\$0
DI #	HUMN-HOME-4	There is no Decision Item			
DEPT			\$0	\$0	\$0
EXEC			\$0	\$0	\$0
ADOPTED					\$0
NET DI # HUMN-HOME-4			\$0	\$0	\$0

Dept:		Human Services	60	Fund Name:		HOME Fund
Prgm:		HOME Fund	418/00	Fund No.:		2730
NARRATIVE INFORMATION ABOUT DECISION ITEMS SHOWN ON PREVIOUS PAGE				Expenditures	Revenue	Revenue Over/(Under) Expenses
DI #	HUMN-HOME-5	Other/New Expenditures and/or Revenue Changes				
DEPT	This decision item includes increased revenues where applicable and changes to adjust expense/revenue levels accordingly. Home Program Grant revenue and associated expense increased by \$55,244 to anticipated 2021 levels. There is zero levy impact.			\$55,244	\$55,244	\$0
EXEC	Approved as Requested			\$0	\$0	\$0
ADOPTED						\$0
		NET DI #	HUMN-HOME-5	\$55,244	\$55,244	\$0
<b>2021 EXECUTIVE BUDGET</b>				\$620,444	\$620,444	\$0



<b>Dept:</b>	Human Services	60	<b>DANE COUNTY</b>	<b>Fund Name:</b>	Commerce Revolving
<b>Prgm:</b>	Commerce Revolving	414/00		<b>Fund No:</b>	2710

Mission:  
Fund to account for Revolving Loan Funds received from State of Wisconsin

Description:  
Commerce Loan Account

	Actual 2019	Adopted 2020	2019 Carry Forward	Board Transfers	Budget As Modified	2020 YTD	Estimated 2020	Department Request
<b>PROGRAM EXPENDITURES</b>								
Personnel Costs	\$0	\$0	\$0	\$0	\$0	\$0	\$0	\$0
Operating Expenses	\$0	\$688,800	\$0	\$0	\$688,800	\$800,000	\$688,800	\$688,800
Contractual Services	\$3,849	\$2,200	\$0	\$0	\$2,200	\$0	\$2,200	\$2,200
Operating Capital	\$0	\$0	\$0	\$0	\$0	\$0	\$0	\$0
<b>TOTAL</b>	<b>\$3,849</b>	<b>\$691,000</b>	<b>\$0</b>	<b>\$0</b>	<b>\$691,000</b>	<b>\$800,000</b>	<b>\$691,000</b>	<b>\$691,000</b>
<b>PROGRAM REVENUE</b>								
Taxes	\$0	\$0	\$0	\$0	\$0	\$0	\$0	\$0
Intergovernmental Revenue	\$0	\$0	\$0	\$0	\$0	\$0	\$0	\$0
Licenses & Permits	\$0	\$0	\$0	\$0	\$0	\$0	\$0	\$0
Fines, Forfeits & Penalties	\$0	\$0	\$0	\$0	\$0	\$0	\$0	\$0
Public Charges for Services	\$0	\$0	\$0	\$0	\$0	\$0	\$0	\$0
Intergovernmental Charge for Services	\$0	\$0	\$0	\$0	\$0	\$0	\$0	\$0
Miscellaneous	\$56,373	\$14,700	\$0	\$0	\$14,700	\$7,201	\$17,833	\$14,700
Other Financing Sources	\$0	\$0	\$0	\$0	\$0	\$0	\$0	\$0
<b>TOTAL</b>	<b>\$56,373</b>	<b>\$14,700</b>	<b>\$0</b>	<b>\$0</b>	<b>\$14,700</b>	<b>\$7,201</b>	<b>\$17,833</b>	<b>\$14,700</b>
<b>REVENUE OVER/(UNDER) EXPENSES</b>	<b>\$52,524</b>	<b>(\$676,300)</b>			<b>(\$676,300)</b>			<b>(\$676,300)</b>
<b>F.T.E. STAFF</b>	<b>0.000</b>	<b>0.000</b>					<b>0.000</b>	<b>0.000</b>

Dept: Human Services		60		Fund Name: Commerce Revolving						
Prgm: Commerce Revolving		414/00		Fund No.: 2710						
DI#	NONE	2021 Base	Net Decision Items							2021 Executive Budget
			01	02	03	04	05	06	07	
<b>PROGRAM EXPENDITURES</b>										
	Personnel Costs	\$0	\$0	\$0	\$0	\$0	\$0	\$0	\$0	\$0
	Operating Expenses	\$688,800	\$0	\$0	\$0	\$0	\$0	\$0	\$0	\$688,800
	Contractual Services	\$2,200	\$0	\$0	\$0	\$0	\$0	\$0	\$0	\$2,200
	Operating Capital	\$0	\$0	\$0	\$0	\$0	\$0	\$0	\$0	\$0
	<b>TOTAL</b>	<b>\$691,000</b>	<b>\$0</b>	<b>\$0</b>	<b>\$0</b>	<b>\$0</b>	<b>\$0</b>	<b>\$0</b>	<b>\$0</b>	<b>\$691,000</b>
<b>PROGRAM REVENUE</b>										
	Taxes	\$0	\$0	\$0	\$0	\$0	\$0	\$0	\$0	\$0
	Intergovernmental Revenue	\$0	\$0	\$0	\$0	\$0	\$0	\$0	\$0	\$0
	Licenses & Permits	\$0	\$0	\$0	\$0	\$0	\$0	\$0	\$0	\$0
	Fines, Forfeits & Penalties	\$0	\$0	\$0	\$0	\$0	\$0	\$0	\$0	\$0
	Public Charges for Services	\$0	\$0	\$0	\$0	\$0	\$0	\$0	\$0	\$0
	Intergovernmental Charge for Services	\$0	\$0	\$0	\$0	\$0	\$0	\$0	\$0	\$0
	Miscellaneous	\$14,700	\$0	\$0	\$0	\$0	\$0	\$0	\$0	\$14,700
	Other Financing Sources	\$0	\$0	\$0	\$0	\$0	\$0	\$0	\$0	\$0
	<b>TOTAL</b>	<b>\$14,700</b>	<b>\$0</b>	<b>\$0</b>	<b>\$0</b>	<b>\$0</b>	<b>\$0</b>	<b>\$0</b>	<b>\$0</b>	<b>\$14,700</b>
<b>REVENUE OVER/(UNDER) EXPENSES</b>		<b>(\$676,300)</b>	<b>\$0</b>	<b>\$0</b>	<b>\$0</b>	<b>\$0</b>	<b>\$0</b>	<b>\$0</b>	<b>\$0</b>	<b>(\$676,300)</b>
<b>F.T.E. STAFF</b>		<b>0.000</b>	<b>0.000</b>	<b>0.000</b>	<b>0.000</b>	<b>0.000</b>	<b>0.000</b>	<b>0.000</b>	<b>0.000</b>	<b>0.000</b>

NARRATIVE INFORMATION ABOUT DECISION ITEMS SHOWN ABOVE	Expenditures	Revenue	Revenue Over/(Under) Expenses
	<b>2021 BUDGET BASE</b>	\$691,000	\$14,700
<b>2021 EXECUTIVE BUDGET</b>	\$691,000	\$14,700	(\$676,300)

**Board of Health for Madison & Dane County**

```
graph TD; A[Board of Health for Madison & Dane County] --- B[Board of Health]
```

Board of Health

<b>Dept:</b>	Board of Health-Madison & Dane County	53	<b>DANE COUNTY</b>			<b>Fund Name:</b>	Board of Health
<b>Prgm:</b>	Board of Health-Madison & Dane County	315/00				<b>Fund No:</b>	2300

## Mission:

Working with the community to enhance, protect, and promote the health of the environment and the well being of all people.

## Description:

Public Health Madison and Dane County is a joint agency of Dane County and the City of Madison responsible for promotion of wellness, prevention of disease and provision of a healthful environment. The Department serves as an initiator, advocate and provider of preventive services to identify and minimize health risk. The Department collaborates with other professionals and consumers in the development of a systematic, community-wide network of services.

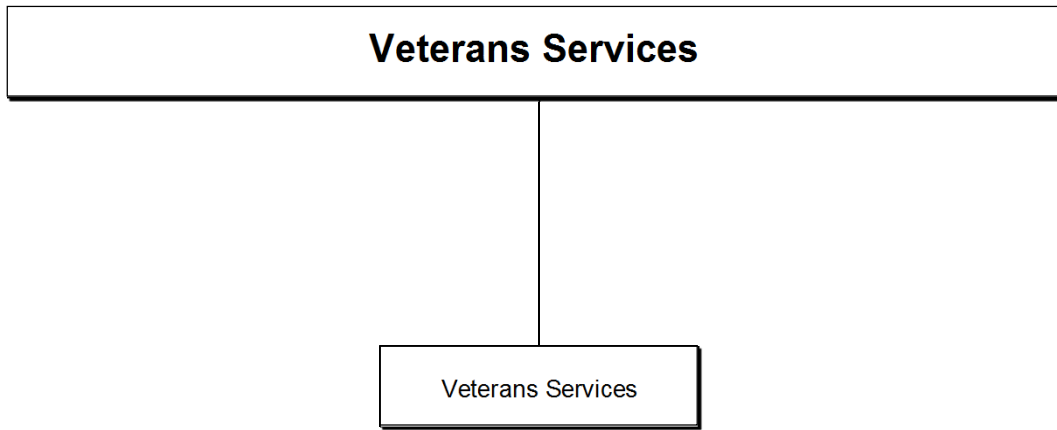
	Actual 2019	Adopted 2020	2019 Carry Forward	Board Transfers	Budget As Modified	2020 YTD	Estimated 2020	Department Request
<b>PROGRAM EXPENDITURES</b>								
Personnel Costs	\$0	\$0	\$0	\$0	\$0	(\$0)	\$0	\$0
Operating Expenses	\$0	\$0	\$0	\$0	\$0	\$0	\$0	\$0
Contractual Services	\$6,392,924	\$7,286,971	\$0	\$0	\$7,286,971	\$7,286,971	\$7,286,971	\$8,019,693
Operating Capital	\$0	\$0	\$0	\$0	\$0	\$0	\$0	\$0
<b>TOTAL</b>	<b>\$6,392,924</b>	<b>\$7,286,971</b>	<b>\$0</b>	<b>\$0</b>	<b>\$7,286,971</b>	<b>\$7,286,971</b>	<b>\$7,286,971</b>	<b>\$8,019,693</b>
<b>PROGRAM REVENUE</b>								
Taxes	\$0	\$0	\$0	\$0	\$0	\$0	\$0	\$0
Intergovernmental Revenue	\$0	\$0	\$0	\$0	\$0	\$0	\$0	\$0
Licenses & Permits	\$0	\$0	\$0	\$0	\$0	\$0	\$0	\$0
Fines, Forfeits & Penalties	\$0	\$0	\$0	\$0	\$0	\$0	\$0	\$0
Public Charges for Services	\$0	\$0	\$0	\$0	\$0	\$0	\$0	\$0
Intergovernmental Charge for Services	\$0	\$0	\$0	\$0	\$0	\$0	\$0	\$0
Miscellaneous	\$0	\$0	\$0	\$0	\$0	\$0	\$0	\$0
Other Financing Sources	\$0	\$0	\$0	\$0	\$0	\$0	\$0	\$0
<b>TOTAL</b>	<b>\$0</b>	<b>\$0</b>	<b>\$0</b>	<b>\$0</b>	<b>\$0</b>	<b>\$0</b>	<b>\$0</b>	<b>\$0</b>
<b>GPR SUPPORT</b>	<b>\$6,392,924</b>	<b>\$7,286,971</b>			<b>\$7,286,971</b>			<b>\$8,019,693</b>
<b>F.T.E. STAFF</b>	<b>151.500</b>	<b>153.500</b>					<b>164.250</b>	<b>164.250</b>

Dept: Board of Health-Madison & Dane County		53		Fund Name: Board of Health					
Prgm: Board of Health-Madison & Dane County		315/00		Fund No.: 2300					
DI#	2021 Base	Net Decision Items							2021 Executive Budget
		01	02	03	04	05	06	07	
<b>PROGRAM EXPENDITURES</b>									
Personnel Costs	\$0	\$0	\$0	\$0	\$0	\$0	\$0	\$0	\$0
Operating Expenses	\$0	\$0	\$0	\$0	\$0	\$0	\$0	\$0	\$0
Contractual Services	\$7,286,971	\$171,971	\$560,751	\$0	\$0	\$0	\$0	\$0	\$8,019,693
Operating Capital	\$0	\$0	\$0	\$0	\$0	\$0	\$0	\$0	\$0
<b>TOTAL</b>	<b>\$7,286,971</b>	<b>\$171,971</b>	<b>\$560,751</b>	<b>\$0</b>	<b>\$0</b>	<b>\$0</b>	<b>\$0</b>	<b>\$0</b>	<b>\$8,019,693</b>
<b>PROGRAM REVENUE</b>									
Taxes	\$0	\$0	\$0	\$0	\$0	\$0	\$0	\$0	\$0
Intergovernmental Revenue	\$0	\$0	\$0	\$0	\$0	\$0	\$0	\$0	\$0
Licenses & Permits	\$0	\$0	\$0	\$0	\$0	\$0	\$0	\$0	\$0
Fines, Forfeits & Penalties	\$0	\$0	\$0	\$0	\$0	\$0	\$0	\$0	\$0
Public Charges for Services	\$0	\$0	\$0	\$0	\$0	\$0	\$0	\$0	\$0
Intergovernmental Charge for Services	\$0	\$0	\$0	\$0	\$0	\$0	\$0	\$0	\$0
Miscellaneous	\$0	\$0	\$0	\$0	\$0	\$0	\$0	\$0	\$0
Other Financing Sources	\$0	\$0	\$0	\$0	\$0	\$0	\$0	\$0	\$0
<b>TOTAL</b>	<b>\$0</b>	<b>\$0</b>	<b>\$0</b>	<b>\$0</b>	<b>\$0</b>	<b>\$0</b>	<b>\$0</b>	<b>\$0</b>	<b>\$0</b>
<b>GPR SUPPORT</b>	<b>\$7,286,971</b>	<b>\$171,971</b>	<b>\$560,751</b>	<b>\$0</b>	<b>\$0</b>	<b>\$0</b>	<b>\$0</b>	<b>\$0</b>	<b>\$8,019,693</b>
<b>F.T.E. STAFF</b>	<b>164.250</b>	<b>0.000</b>	<b>0.000</b>	<b>2.000</b>	<b>0.000</b>	<b>0.000</b>	<b>0.000</b>	<b>0.000</b>	<b>166.250</b>

NARRATIVE INFORMATION ABOUT DECISION ITEMS SHOWN ABOVE			Expenditures	Revenue	GPR Support
<b>2021 BUDGET BASE</b>			\$7,286,971	\$0	\$7,286,971
DI #	JBOH-JBOH-1	Cost to Continue			
DEPT	Recognize County share of Public Health personnel and expense increases to fund existing operations in 2021.		\$171,971	\$0	\$171,971
EXEC	Approved as Requested		\$0	\$0	\$0
ADOPTED					\$0
NET DI # JBOH-JBOH-1			\$171,971	\$0	\$171,971

<b>Dept:</b>	Board of Health-Madison & Dane Count 53	<b>Fund Name:</b>	Board of Health
<b>Prgm:</b>	Board of Health-Madison & Dane Count 315/00	<b>Fund No.:</b>	2300

<b>NARRATIVE INFORMATION ABOUT DECISION ITEMS SHOWN ON PREVIOUS PAGE</b>		Expenditures	Revenue	GPR Support
DI #	JBOH-JBOH-2 COVID 19 Pandemic and Opioid Abuse Personnel costs			
DEPT	Recognize the County share of increased personnel costs from additional positions added via 2020 Resolutions RES-023, RES-054 and RES-148 to help address the COVID 19 Pandemic and Opioid abuse in Dane County.	\$560,751	\$0	\$560,751
EXEC	Approved as Requested	\$0	\$0	\$0
ADOPTED				\$0
NET DI # JBOH-JBOH-2		\$560,751	\$0	\$560,751
DI #	JBOH-JBOH-3 Gun Violence Initiative			
DEPT		\$0	\$0	\$0
EXEC	Increase expenditures by \$137,500 and position authority by 2.0 FTE to address gun violence as a public health crisis. This expenditure, which is the Dane County share of the initiative, will be completely offset in 2021 by application of Public Health reserve funds.	\$0	\$0	\$0
ADOPTED				\$0
NET DI # JBOH-JBOH-3		\$0	\$0	\$0
<b>2021 EXECUTIVE BUDGET</b>		\$8,019,693	\$0	\$8,019,693



<b>Dept:</b>	Veterans Service Office	57	<b>DANE COUNTY</b>	<b>Fund Name:</b>	General Fund
<b>Prgm:</b>	Veterans Services	000/00		<b>Fund No:</b>	1110

**Mission:**  
To provide efficient and quality services to Dane County veterans, their families, survivors, and the community at large; to sustain successful outreach delivery in outlying Dane County communities; to establish eligibility for state and federal VA benefits and process applications for federal, state and county benefits; to serve as an advocate for Dane County veterans and a focal point to inform, coordinate, and integrate services for veterans and their dependents among other agencies; to refer to other services and resources when appropriate.

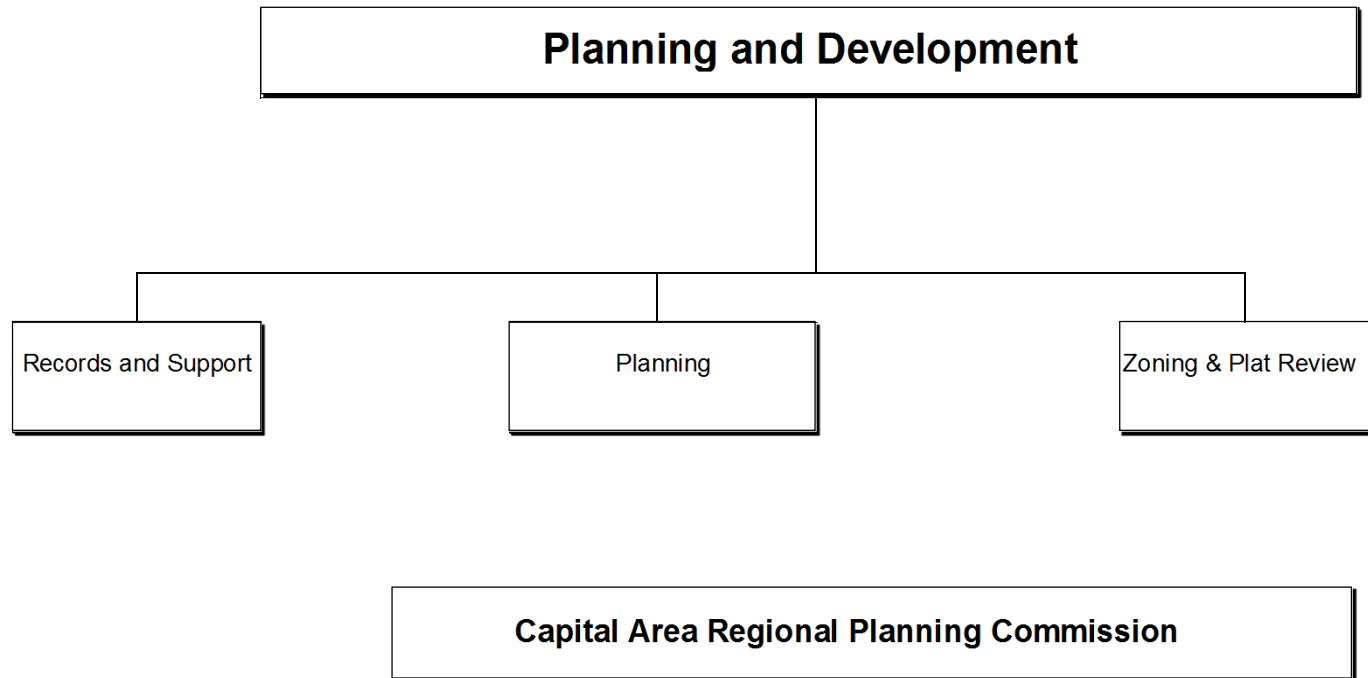
**Description:**  
Per Wisconsin State Statute Chapter 45, the Veterans Service Office is available to serve nearly 30,000 veterans, dependents, and survivors who reside in Dane County. Office assists county residents in securing a wide-range of federal, state, and local VA benefits. Through the Veterans Service Commission, the department administers county emergency assistance to veterans and their families. Sixty veterans were aided with eviction prevention or utility disconnect prevention in 2019. Office also provides donate aid (gas/grocery \$) to those in need, assisting 77 veterans in 2019. Vets Ride with Pride bus pass program for VA service-disabled and VA Pension recipient veterans. Office partners with Veterans Law Center personnel who provide free legal assistance to area veterans. Office also works with the Dane County Veterans Treatment Court to identify benefit eligibility and other supportive services. In 2019, 5,146 veterans and family members were seen in the office or at an outreach location/event. Department was instrumental in generating \$209,727,000 in federal benefits (including VA health care, disability compensation and pension benefits, and education dollars) to Dane County veterans and families in 2019. Office was instrumental in helping Dane County veterans and survivors obtain more than \$77M in compensation and pension benefits, greatly helping to improve the lives of those being served. Veterans service officers conducted regular outreach at the Stoughton Senior Center, Oregon Senior Center, and the VA Hospital. Service officers also regularly staff information tables at events and perform benefit briefings community partners.

	Actual 2019	Adopted 2020	2019 Carry Forward	Board Transfers	Budget As Modified	2020 YTD	Estimated 2020	Department Request
<b>PROGRAM EXPENDITURES</b>								
Personnel Costs	\$579,014	\$626,700	\$0	\$0	\$626,700	\$185,865	\$578,309	\$586,700
Operating Expenses	\$94,877	\$95,400	\$6,103	\$0	\$101,503	\$16,102	\$100,829	\$95,400
Contractual Services	\$3,243	\$3,500	\$0	\$0	\$3,500	\$2,443	\$3,843	\$3,800
Operating Capital	\$0	\$0	\$0	\$0	\$0	\$0	\$0	\$0
<b>TOTAL</b>	<b>\$677,134</b>	<b>\$725,600</b>	<b>\$6,103</b>	<b>\$0</b>	<b>\$731,703</b>	<b>\$204,410</b>	<b>\$682,981</b>	<b>\$685,900</b>
<b>PROGRAM REVENUE</b>								
Taxes	\$0	\$0	\$0	\$0	\$0	\$0	\$0	\$0
Intergovernmental Revenue	\$13,000	\$13,000	\$0	\$0	\$13,000	\$13,000	\$13,000	\$13,000
Licenses & Permits	\$0	\$0	\$0	\$0	\$0	\$0	\$0	\$0
Fines, Forfeits & Penalties	\$0	\$0	\$0	\$0	\$0	\$0	\$0	\$0
Public Charges for Services	\$3,290	\$1,700	\$0	\$0	\$1,700	\$138	\$1,700	\$1,700
Intergovernmental Charge for Services	\$0	\$0	\$0	\$0	\$0	\$0	\$0	\$0
Miscellaneous	\$0	\$0	\$0	\$0	\$0	\$0	\$0	\$0
Other Financing Sources	\$0	\$0	\$0	\$0	\$0	\$0	\$0	\$0
<b>TOTAL</b>	<b>\$16,290</b>	<b>\$14,700</b>	<b>\$0</b>	<b>\$0</b>	<b>\$14,700</b>	<b>\$13,138</b>	<b>\$14,700</b>	<b>\$14,700</b>
<b>GPR SUPPORT</b>	<b>\$660,844</b>	<b>\$710,900</b>			<b>\$717,003</b>			<b>\$671,200</b>
<b>F.T.E. STAFF</b>	<b>6.000</b>	<b>6.000</b>					<b>6.000</b>	<b>6.000</b>



Dept: Veterans Service Office		57							Fund Name: General Fund	
Prgm: Veterans Services		000/00							Fund No.: 1110	
DI#	2021 Base	Net Decision Items							2021 Executive Budget	
		01	02	03	04	05	06	07		
<b>PROGRAM EXPENDITURES</b>										
Personnel Costs	\$604,400	(\$17,700)	\$0	\$0	\$0	\$0	\$0	\$0	\$586,700	
Operating Expenses	\$95,400	\$0	\$0	\$0	\$0	\$0	\$0	\$0	\$95,400	
Contractual Services	\$3,800	\$0	\$0	\$0	\$0	\$0	\$0	\$0	\$3,800	
Operating Capital	\$0	\$0	\$0	\$0	\$0	\$0	\$0	\$0	\$0	
<b>TOTAL</b>	<b>\$703,600</b>	<b>(\$17,700)</b>	<b>\$0</b>	<b>\$0</b>	<b>\$0</b>	<b>\$0</b>	<b>\$0</b>	<b>\$0</b>	<b>\$685,900</b>	
<b>PROGRAM REVENUE</b>										
Taxes	\$0	\$0	\$0	\$0	\$0	\$0	\$0	\$0	\$0	
Intergovernmental Revenue	\$13,000	\$0	\$0	\$0	\$0	\$0	\$0	\$0	\$13,000	
Licenses & Permits	\$0	\$0	\$0	\$0	\$0	\$0	\$0	\$0	\$0	
Fines, Forfeits & Penalties	\$0	\$0	\$0	\$0	\$0	\$0	\$0	\$0	\$0	
Public Charges for Services	\$1,700	\$0	\$0	\$0	\$0	\$0	\$0	\$0	\$1,700	
Intergovernmental Charge for Services	\$0	\$0	\$0	\$0	\$0	\$0	\$0	\$0	\$0	
Miscellaneous	\$0	\$0	\$0	\$0	\$0	\$0	\$0	\$0	\$0	
Other Financing Sources	\$0	\$0	\$0	\$0	\$0	\$0	\$0	\$0	\$0	
<b>TOTAL</b>	<b>\$14,700</b>	<b>\$0</b>	<b>\$0</b>	<b>\$0</b>	<b>\$0</b>	<b>\$0</b>	<b>\$0</b>	<b>\$0</b>	<b>\$14,700</b>	
<b>GPR SUPPORT</b>	<b>\$688,900</b>	<b>(\$17,700)</b>	<b>\$0</b>	<b>\$0</b>	<b>\$0</b>	<b>\$0</b>	<b>\$0</b>	<b>\$0</b>	<b>\$671,200</b>	
<b>F.T.E. STAFF</b>	<b>6.000</b>	<b>0.000</b>	<b>0.000</b>	<b>0.000</b>	<b>0.000</b>	<b>0.000</b>	<b>0.000</b>	<b>0.000</b>	<b>6.000</b>	

NARRATIVE INFORMATION ABOUT DECISION ITEMS SHOWN ABOVE		Expenditures	Revenue	GPR Support
<b>2021 BUDGET BASE</b>		\$703,600	\$14,700	\$688,900
DI #	VETS-VETS-1			
DEPT	Reduce expenditures to achieve 2.5% GPR reduction through unfunding vacant 0.5 FTE Assistant Veterans Service Officer position (#3101). Savings in excess of 2.5% is used to fund LTE line (10072). This proposal will adversely impact delivery of services to clients and community (longer wait times for appointments and lag time returning calls, emails, etc.), as office will experience a reduction of permanent staffing of over 8.3%.	(\$17,700)	\$0	(\$17,700)
EXEC	Approved as Requested	\$0	\$0	\$0
ADOPTED				\$0
NET DI # VETS-VETS-1		(\$17,700)	\$0	(\$17,700)
<b>2021 EXECUTIVE BUDGET</b>		<b>\$685,900</b>	<b>\$14,700</b>	<b>\$671,200</b>



<b>Dept:</b>	Planning & Development	60	<b>DANE COUNTY</b>	<b>Fund Name:</b>	General Fund
<b>Prgm:</b>	Records and Support	400/00		<b>Fund No:</b>	1110

**Mission:**  
 To maintain the Real Estate Ownership Property List and Personal Property List for all of Dane County, except the City of Madison. To maintain the records of the Dane County Surveyor's Office, including the Public Land Survey System information on tie sheets, Plats of Survey completed by private land surveyors, and geodetic control information on Dane County.

**Description:**  
 The staff of this division includes the Department Director, the Land Records Administrator, and provides general administrative support and secretarial services for all programs in Planning & Development Department. The program staffs the office of the Dane County Property Lister, who works with local assessors and clerks to maintain a list of legal descriptions, ownership, property valuations and other items of use to the tax system. The program also operates all aspects of the County Surveyor's Office, handling inquiries from the general public on property description, maintaining the county's GIS parcel database, and managing files for use by the private land surveyors of the county for general survey work. These files include general purpose and historic information about all of the Public Land Survey System as it relates to Dane County. The office also distributes a large amount of information to firms and individuals which relate to property records and ownership through the sale of maps, computer printouts and digital data products.

	Actual 2019	Adopted 2020	2019 Carry Forward	Board Transfers	Budget As Modified	2020 YTD	Estimated 2020	Department Request
<b>PROGRAM EXPENDITURES</b>								
Personnel Costs	\$1,056,374	\$1,090,600	\$0	\$0	\$1,090,600	\$342,059	\$1,128,762	\$1,062,847
Operating Expenses	\$71,240	\$88,550	\$0	\$0	\$88,550	\$9,095	\$84,136	\$88,550
Contractual Services	\$28,916	\$32,800	\$0	\$0	\$32,800	\$15,402	\$32,297	\$34,300
Operating Capital	\$0	\$0	\$0	\$0	\$0	\$0	\$0	\$0
<b>TOTAL</b>	<b>\$1,156,529</b>	<b>\$1,211,950</b>	<b>\$0</b>	<b>\$0</b>	<b>\$1,211,950</b>	<b>\$366,556</b>	<b>\$1,245,195</b>	<b>\$1,185,697</b>
<b>PROGRAM REVENUE</b>								
Taxes	\$0	\$0	\$0	\$0	\$0	\$0	\$0	\$0
Intergovernmental Revenue	\$47,231	\$43,000	\$0	\$0	\$43,000	\$18,046	\$48,000	\$43,000
Licenses & Permits	\$15,066	\$5,000	\$0	\$0	\$5,000	\$1,114	\$5,000	\$5,000
Fines, Forfeits & Penalties	\$0	\$0	\$0	\$0	\$0	\$0	\$0	\$0
Public Charges for Services	\$45,641	\$69,200	\$0	\$0	\$69,200	\$18,307	\$42,461	\$69,200
Intergovernmental Charge for Services	\$0	\$0	\$0	\$0	\$0	\$0	\$0	\$0
Miscellaneous	\$0	\$0	\$0	\$0	\$0	\$0	\$0	\$0
Other Financing Sources	\$0	\$0	\$0	\$0	\$0	\$0	\$0	\$0
<b>TOTAL</b>	<b>\$107,939</b>	<b>\$117,200</b>	<b>\$0</b>	<b>\$0</b>	<b>\$117,200</b>	<b>\$37,467</b>	<b>\$95,461</b>	<b>\$117,200</b>
<b>GPR SUPPORT</b>	<b>\$1,048,591</b>	<b>\$1,094,750</b>			<b>\$1,094,750</b>			<b>\$1,068,497</b>
<b>F.T.E. STAFF</b>	<b>9.250</b>	<b>925.000</b>					<b>9.250</b>	<b>8.875</b>

Dept: Planning & Development		60							Fund Name: General Fund	
Prgm: Records and Support		400/00							Fund No.: 1110	
DI#	2021 Base	Net Decision Items							2021 Executive Budget	
		01	02	03	04	05	06	07		
<b>PROGRAM EXPENDITURES</b>										
Personnel Costs	\$1,093,200	(\$30,353)	\$0	\$0	\$0	\$0	\$0	\$0	\$1,062,847	
Operating Expenses	\$88,550	\$0	\$0	\$0	\$0	\$0	\$0	\$0	\$88,550	
Contractual Services	\$34,300	\$0	\$0	\$0	\$0	\$0	\$0	\$0	\$34,300	
Operating Capital	\$0	\$0	\$0	\$0	\$0	\$0	\$0	\$0	\$0	
<b>TOTAL</b>	<b>\$1,216,050</b>	<b>(\$30,353)</b>	<b>\$0</b>	<b>\$0</b>	<b>\$0</b>	<b>\$0</b>	<b>\$0</b>	<b>\$0</b>	<b>\$1,185,697</b>	
<b>PROGRAM REVENUE</b>										
Taxes	\$0	\$0	\$0	\$0	\$0	\$0	\$0	\$0	\$0	
Intergovernmental Revenue	\$43,000	\$0	\$0	\$0	\$0	\$0	\$0	\$0	\$43,000	
Licenses & Permits	\$5,000	\$0	\$0	\$0	\$0	\$0	\$0	\$0	\$5,000	
Fines, Forfeits & Penalties	\$0	\$0	\$0	\$0	\$0	\$0	\$0	\$0	\$0	
Public Charges for Services	\$69,200	\$0	\$0	\$0	\$0	\$0	\$0	\$0	\$69,200	
Intergovernmental Charge for Services	\$0	\$0	\$0	\$0	\$0	\$0	\$0	\$0	\$0	
Miscellaneous	\$0	\$0	\$0	\$0	\$0	\$0	\$0	\$0	\$0	
Other Financing Sources	\$0	\$0	\$0	\$0	\$0	\$0	\$0	\$0	\$0	
<b>TOTAL</b>	<b>\$117,200</b>	<b>\$0</b>	<b>\$0</b>	<b>\$0</b>	<b>\$0</b>	<b>\$0</b>	<b>\$0</b>	<b>\$0</b>	<b>\$117,200</b>	
<b>GPR SUPPORT</b>	<b>\$1,098,850</b>	<b>(\$30,353)</b>	<b>\$0</b>	<b>\$0</b>	<b>\$0</b>	<b>\$0</b>	<b>\$0</b>	<b>\$0</b>	<b>\$1,068,497</b>	
<b>F.T.E. STAFF</b>	<b>9.250</b>	<b>(0.375)</b>	<b>0.000</b>	<b>0.000</b>	<b>0.000</b>	<b>0.000</b>	<b>0.000</b>	<b>0.000</b>	<b>8.875</b>	

NARRATIVE INFORMATION ABOUT DECISION ITEMS SHOWN ABOVE			Expenditures	Revenue	GPR Support
<b>2021 BUDGET BASE</b>			\$1,216,050	\$117,200	\$1,098,850
DI #	P&D-RECS-1 Reduce Clerk III Position				
DEPT	Reduce Clerk III position #329 from 1.0 FTE to 0.5 FTE. The position is split .75 FTE in Records & Support Division and .25 FTE in the Zoning Division. This decision item reflects the amount of reduction in Records and Support.		(\$30,353)	\$0	(\$30,353)
EXEC	Approved as Requested		\$0	\$0	\$0
ADOPTED					\$0
NET DI # P&D-RECS-1			(\$30,353)	\$0	(\$30,353)
<b>2021 EXECUTIVE BUDGET</b>			\$1,185,697	\$117,200	\$1,068,497

<b>Dept:</b>	Planning & Development	60	<b>DANE COUNTY</b>	<b>Fund Name:</b>	General Fund
<b>Prgm:</b>	Planning	402/00		<b>Fund No:</b>	1110

**Mission:**  
 To assist Dane County residents, communities and decision-makers in addressing short-range and long-range comprehensive planning issues related to community and regional development, transportation, environmental resources, community services, housing, and economic development. Assists towns in interpretation of local comprehensive plans as they relate to zoning, and other regulations. Provide technical assistance to the County on corporate planning, and assist in the coordination of programs.

**Description:**  
 The Planning Division includes 5 Senior Planners. Staff conduct research, administer planning programs, and provide planning assistance for County decision-makers, other departments, town officials, and the general public. The Division Work Program includes 5 components: (1) Corporate Planning and Inter-departmental Assistance including technical assistance to the Parks Department and Department of Administration on county land purchases; support to other departments on planning-related issues; and policy analysis and assistance to the Lakes and Watershed Commission on stormwater, erosion control and shoreland management issues; (2) Current Planning including Dane County Farmland Preservation Plan implementation, including preparation of staff reports for the Zoning and Land Regulation Committee and Town implementation assistance; and special short-term projects and/or support to other county committees and the county executive; (3) Information, Outreach, and Assistance, including ongoing town planning assistance; outreach sessions coordinated with the towns; ongoing information and education to landowners; and public participation activities of the County Comprehensive Plan; (4) Mid and Long-Range Planning, including work on the County Comprehensive Plan; assistance with TDR and transportation studies; and (5) Community and Economic Development and housing Initiatives and Interdepartmental Assistance.

	Actual 2019	Adopted 2020	2019 Carry Forward	Board Transfers	Budget As Modified	2020 YTD	Estimated 2020	Department Request
<b>PROGRAM EXPENDITURES</b>								
Personnel Costs	\$672,461	\$710,600	\$0	\$0	\$710,600	\$199,965	\$697,380	\$720,200
Operating Expenses	\$41,932	\$56,100	\$12,092	\$0	\$68,192	\$4,863	\$66,823	\$32,430
Contractual Services	\$975	\$0	\$19,955	\$0	\$19,955	\$335	\$19,955	\$0
Operating Capital	\$0	\$0	\$0	\$0	\$0	\$0	\$0	\$0
<b>TOTAL</b>	<b>\$715,368</b>	<b>\$766,700</b>	<b>\$32,047</b>	<b>\$0</b>	<b>\$798,747</b>	<b>\$205,162</b>	<b>\$784,158</b>	<b>\$752,630</b>
<b>PROGRAM REVENUE</b>								
Taxes	\$0	\$0	\$0	\$0	\$0	\$0	\$0	\$0
Intergovernmental Revenue	\$27,100	\$37,100	\$0	\$0	\$37,100	\$0	\$27,100	\$37,100
Licenses & Permits	\$10,566	\$16,000	\$0	\$0	\$16,000	\$3,160	\$8,213	\$16,000
Fines, Forfeits & Penalties	\$0	\$0	\$0	\$0	\$0	\$0	\$0	\$0
Public Charges for Services	\$26,397	\$0	\$0	\$0	\$0	\$0	\$0	\$0
Intergovernmental Charge for Services	\$0	\$0	\$0	\$0	\$0	\$0	\$0	\$0
Miscellaneous	\$0	\$0	\$0	\$0	\$0	\$0	\$0	\$0
Other Financing Sources	\$0	\$0	\$0	\$0	\$0	\$0	\$0	\$0
<b>TOTAL</b>	<b>\$64,063</b>	<b>\$53,100</b>	<b>\$0</b>	<b>\$0</b>	<b>\$53,100</b>	<b>\$3,160</b>	<b>\$35,313</b>	<b>\$53,100</b>
<b>GPR SUPPORT</b>	<b>\$651,305</b>	<b>\$713,600</b>			<b>\$745,647</b>			<b>\$699,530</b>
<b>F.T.E. STAFF</b>	<b>5.000</b>	<b>5.000</b>					<b>5.000</b>	<b>5.000</b>

<b>Dept:</b>	Planning & Development	60							<b>Fund Name:</b>	General Fund
<b>Prgm:</b>	Planning	402/00							<b>Fund No.:</b>	1110
<b>DI#</b>	<b>2021 Base</b>	<b>Net Decision Items</b>							<b>2021 Executive Budget</b>	
		<b>01</b>	<b>02</b>	<b>03</b>	<b>04</b>	<b>05</b>	<b>06</b>	<b>07</b>		
<b>PROGRAM EXPENDITURES</b>										
Personnel Costs	\$720,200	\$0	\$0	\$0	\$0	\$0	\$0	\$0	\$720,200	
Operating Expenses	\$46,100	(\$6,835)	(\$6,835)	\$0	\$0	\$0	\$0	\$0	\$32,430	
Contractual Services	\$0	\$0	\$0	\$0	\$0	\$0	\$0	\$0	\$0	
Operating Capital	\$0	\$0	\$0	\$0	\$0	\$0	\$0	\$0	\$0	
<b>TOTAL</b>	<b>\$766,300</b>	<b>(\$6,835)</b>	<b>(\$6,835)</b>	<b>\$0</b>	<b>\$0</b>	<b>\$0</b>	<b>\$0</b>	<b>\$0</b>	<b>\$752,630</b>	
<b>PROGRAM REVENUE</b>										
Taxes	\$0	\$0	\$0	\$0	\$0	\$0	\$0	\$0	\$0	
Intergovernmental Revenue	\$37,100	\$0	\$0	\$0	\$0	\$0	\$0	\$0	\$37,100	
Licenses & Permits	\$16,000	\$0	\$0	\$0	\$0	\$0	\$0	\$0	\$16,000	
Fines, Forfeits & Penalties	\$0	\$0	\$0	\$0	\$0	\$0	\$0	\$0	\$0	
Public Charges for Services	\$0	\$0	\$0	\$0	\$0	\$0	\$0	\$0	\$0	
Intergovernmental Charge for Services	\$0	\$0	\$0	\$0	\$0	\$0	\$0	\$0	\$0	
Miscellaneous	\$0	\$0	\$0	\$0	\$0	\$0	\$0	\$0	\$0	
Other Financing Sources	\$0	\$0	\$0	\$0	\$0	\$0	\$0	\$0	\$0	
<b>TOTAL</b>	<b>\$53,100</b>	<b>\$0</b>	<b>\$0</b>	<b>\$0</b>	<b>\$0</b>	<b>\$0</b>	<b>\$0</b>	<b>\$0</b>	<b>\$53,100</b>	
<b>GPR SUPPORT</b>	<b>\$713,200</b>	<b>(\$6,835)</b>	<b>(\$6,835)</b>	<b>\$0</b>	<b>\$0</b>	<b>\$0</b>	<b>\$0</b>	<b>\$0</b>	<b>\$699,530</b>	
<b>F.T.E. STAFF</b>	<b>5.000</b>	<b>0.000</b>	<b>0.000</b>	<b>0.000</b>	<b>0.000</b>	<b>0.000</b>	<b>0.000</b>	<b>0.000</b>	<b>5.000</b>	

<b>NARRATIVE INFORMATION ABOUT DECISION ITEMS SHOWN ABOVE</b>		<b>Expenditures</b>	<b>Revenue</b>	<b>GPR Support</b>
<b>2021 BUDGET BASE</b>		\$766,300	\$53,100	\$713,200
DI #	P&D-PLAN-1 Reduce Dane County Housing Initiative (DCHI) expense line			
DEPT	Reduce the DCHI expense line by \$6,835.	(\$6,835)	\$0	(\$6,835)
EXEC	Approved as Requested	\$0	\$0	\$0
ADOPTED				\$0
<b>NET DI # P&amp;D-PLAN-1</b>		<b>(\$6,835)</b>	<b>\$0</b>	<b>(\$6,835)</b>

<b>Dept:</b>	Planning & Development	60	<b>Fund Name:</b>	General Fund
<b>Prgm:</b>	Planning	402/00	<b>Fund No.:</b>	1110

NARRATIVE INFORMATION ABOUT DECISION ITEMS SHOWN ON PREVIOUS PAGE			Expenditures	Revenue	GPR Support
DI #	P&D-PLAN-2	Reduce the flooding outreach line			
DEPT	Reduce the flooding outreach line by \$6,835.		(\$6,835)	\$0	(\$6,835)
EXEC	Approved as Requested		\$0	\$0	\$0
ADOPTED					\$0
	NET DI #	P&D-PLAN-2	(\$6,835)	\$0	(\$6,835)

--	--	--	--	--	--

<b>2021 EXECUTIVE BUDGET</b>	\$752,630	\$53,100	\$699,530
------------------------------	-----------	----------	-----------

<b>Dept:</b>	Planning & Development	60	<b>DANE COUNTY</b>	<b>Fund Name:</b>	General Fund
<b>Prgm:</b>	Capital Area Regional Planning Commission	403/00		<b>Fund No:</b>	1110

**Mission:**  
To serve as the regional planning and areawide water quality management entity for the Dane County region, consistent with Wis. Stats. §66.0309 and State Administrative Code NR 121. The Commission is charged with the duties of preparing and adopting a master plan for the physical development of the region, and maintaining a continuing areawide water quality management planning process in order to manage, protect, and enhance the water resources of the region, including consideration of the relationship of water quality to land and water resources and uses.

**Description:**  
The Commission's work will be carried out by various staff, consisting of a Deputy Director, Director of Environmental Resources Planning, a Senior Community Planner, an Environmental Planner, a Community Planner, an Environmental Engineer, a GIS Specialist, and an Administrative Services Manager. Work activities will be consistent with federal and state rules and requirements and will focus on land use and water resources planning related to the managed growth of the region, which will include the orderly expansion of urban service areas and the identification of Future Urban Development Areas (FUDA). The FUDA planning process will be based on the identification of growth areas that minimize adverse environmental impacts of development in collaboration with local units of government. Commission staff will also provide contractual community planning assistance on a relatively limited basis. County levy funds will be collected by Dane County and remitted to the Capital Area Regional Planning Commission under Wis. Stats 66.0309, based CARPC's certified levy charge.

	Actual 2019	Adopted 2020	2019 Carry Forward	Board Transfers	Budget As Modified	2020 YTD	Estimated 2020	Department Request
<b>PROGRAM EXPENDITURES</b>								
Personnel Costs	\$0	\$0	\$0	\$0	\$0	\$0	\$0	\$0
Operating Expenses	\$0	\$0	\$0	\$0	\$0	\$0	\$0	\$0
Contractual Services	\$879,107	\$983,137	\$0	\$0	\$983,137	\$491,569	\$983,137	\$983,137
Operating Capital	\$0	\$0	\$0	\$0	\$0	\$0	\$0	\$0
<b>TOTAL</b>	<b>\$879,107</b>	<b>\$983,137</b>	<b>\$0</b>	<b>\$0</b>	<b>\$983,137</b>	<b>\$491,569</b>	<b>\$983,137</b>	<b>\$983,137</b>
<b>PROGRAM REVENUE</b>								
Taxes	\$0	\$0	\$0	\$0	\$0	\$0	\$0	\$0
Intergovernmental Revenue	\$0	\$0	\$0	\$0	\$0	\$0	\$0	\$0
Licenses & Permits	\$0	\$0	\$0	\$0	\$0	\$0	\$0	\$0
Fines, Forfeits & Penalties	\$0	\$0	\$0	\$0	\$0	\$0	\$0	\$0
Public Charges for Services	\$0	\$0	\$0	\$0	\$0	\$0	\$0	\$0
Intergovernmental Charge for Services	\$0	\$0	\$0	\$0	\$0	\$0	\$0	\$0
Miscellaneous	\$0	\$0	\$0	\$0	\$0	\$0	\$0	\$0
Other Financing Sources	\$0	\$0	\$0	\$0	\$0	\$0	\$0	\$0
<b>TOTAL</b>	<b>\$0</b>	<b>\$0</b>	<b>\$0</b>	<b>\$0</b>	<b>\$0</b>	<b>\$0</b>	<b>\$0</b>	<b>\$0</b>
<b>GPR SUPPORT</b>	<b>\$879,107</b>	<b>\$983,137</b>			<b>\$983,137</b>			<b>\$983,137</b>
<b>F.T.E. STAFF</b>	<b>0.000</b>	<b>0.000</b>					<b>0.000</b>	<b>0.000</b>



<b>Dept:</b>	Planning & Development	60							<b>Fund Name:</b>	General Fund
<b>Prgm:</b>	Capital Area Regional Planning Commission	403/00							<b>Fund No.:</b>	1110
<b>DI#</b>	NONE	2021 Base	<b>Net Decision Items</b>							2021 Executive Budget
			<b>01</b>	<b>02</b>	<b>03</b>	<b>04</b>	<b>05</b>	<b>06</b>	<b>07</b>	
<b>PROGRAM EXPENDITURES</b>										
	Personnel Costs	\$0	\$0	\$0	\$0	\$0	\$0	\$0	\$0	\$0
	Operating Expenses	\$0	\$0	\$0	\$0	\$0	\$0	\$0	\$0	\$0
	Contractual Services	\$983,137	\$0	\$0	\$0	\$0	\$0	\$0	\$0	\$983,137
	Operating Capital	\$0	\$0	\$0	\$0	\$0	\$0	\$0	\$0	\$0
	<b>TOTAL</b>	<b>\$983,137</b>	<b>\$0</b>	<b>\$0</b>	<b>\$0</b>	<b>\$0</b>	<b>\$0</b>	<b>\$0</b>	<b>\$0</b>	<b>\$983,137</b>
<b>PROGRAM REVENUE</b>										
	Taxes	\$0	\$0	\$0	\$0	\$0	\$0	\$0	\$0	\$0
	Intergovernmental Revenue	\$0	\$0	\$0	\$0	\$0	\$0	\$0	\$0	\$0
	Licenses & Permits	\$0	\$0	\$0	\$0	\$0	\$0	\$0	\$0	\$0
	Fines, Forfeits & Penalties	\$0	\$0	\$0	\$0	\$0	\$0	\$0	\$0	\$0
	Public Charges for Services	\$0	\$0	\$0	\$0	\$0	\$0	\$0	\$0	\$0
	Intergovernmental Charge for Services	\$0	\$0	\$0	\$0	\$0	\$0	\$0	\$0	\$0
	Miscellaneous	\$0	\$0	\$0	\$0	\$0	\$0	\$0	\$0	\$0
	Other Financing Sources	\$0	\$0	\$0	\$0	\$0	\$0	\$0	\$0	\$0
	<b>TOTAL</b>	<b>\$0</b>	<b>\$0</b>	<b>\$0</b>	<b>\$0</b>	<b>\$0</b>	<b>\$0</b>	<b>\$0</b>	<b>\$0</b>	<b>\$0</b>
	<b>GPR SUPPORT</b>	<b>\$983,137</b>	<b>\$0</b>	<b>\$0</b>	<b>\$0</b>	<b>\$0</b>	<b>\$0</b>	<b>\$0</b>	<b>\$0</b>	<b>\$983,137</b>
	<b>F.T.E. STAFF</b>	<b>0.000</b>	<b>0.000</b>	<b>0.000</b>	<b>0.000</b>	<b>0.000</b>	<b>0.000</b>	<b>0.000</b>	<b>0.000</b>	<b>0.000</b>

<b>NARRATIVE INFORMATION ABOUT DECISION ITEMS SHOWN ABOVE</b>	Expenditures	Revenue	GPR Support
<b>2021 BUDGET BASE</b>	\$983,137	\$0	\$983,137
<b>2021 EXECUTIVE BUDGET</b>	\$983,137	\$0	\$983,137

<b>Dept:</b>	Planning & Development	60	<b>DANE COUNTY</b>	<b>Fund Name:</b>	General Fund
<b>Prgm:</b>	Zoning & Plat Review	408/00		<b>Fund No:</b>	1110

**Mission:**

The Zoning and Plat Review Division is charged with protecting and promoting the public health, safety, and general welfare of Dane County by administering County Zoning Ordinances, Sign Regulations, Shoreland Regulations, Floodplain Regulations, Mineral Extraction/Reclamation ordinances, Airport Height Regulations, Road Name/Addressing Ordinances, and Land Division Regulations in the unincorporated areas of Dane County. The Division reviews development activities within the unincorporated areas of Dane County through the administration of these chapters of the Dane County Code of Ordinances. Staff in the Zoning and Plat Review Division has contact with members of the public on a daily basis providing educational information, guidance, and enforcement of the various regulations.

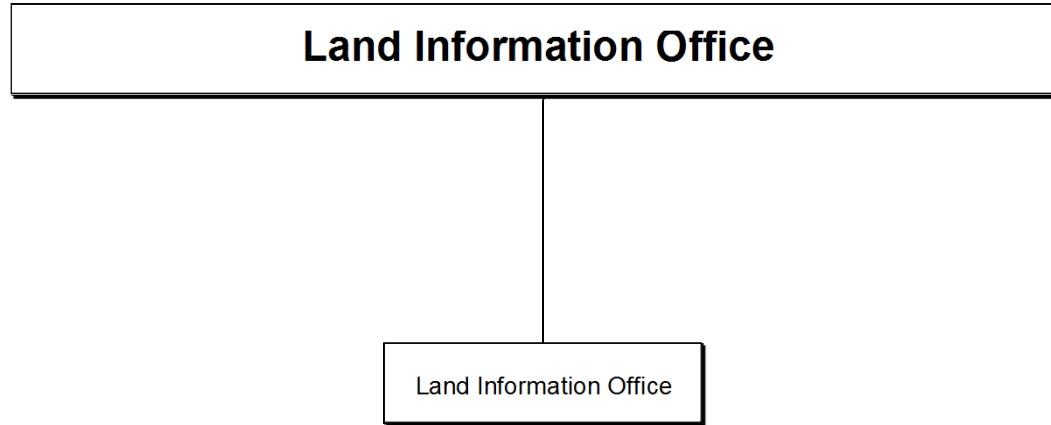
**Description:**

The specific duties of the Zoning and Plat Review division is to administer Chapter 10 (Zoning Ordinance), Chapter 10 Subchapter II (Sign Regulations), Chapter 11 (Shoreland Regulations), Chapter 17(Floodplain Regulations), Chapter 74 (Non-Metallic Mining), Chapter 75 (Land Division Regulations), Chapter 76 (Road Naming and Addressing), and Chapter 78 (Airport Height Limitations) of the Dane County Code of Ordinances. In addition to issuing permits and reviewing land divisions, the Division enforces the referenced county regulations and applicable provisions of Wisconsin State Statutes and State Administrative Code; provides accurate and consistent zoning information to the public; strives to eliminate unnecessary litigation through early identification of potential zoning violations; inspects properties and monitors them for compliance with the specified ordinances, and conducts enforcement actions as warranted; and provides information to citizens, attorneys, surveyors, and other agents of the public on the processes involved with regulatory compliance. The Zoning and Plat Review Division currently consists of 1 Zoning Administrator, 2 Assistant Zoning Administrators, and 4 Zoning Inspectors. The Division is supported by 3 clerical staff that are shared by the Planning and Development Department. The FTE dedication of these clerical staff exclusively to the Zoning and Plat Review program is as follows: 0.7 FTE of a Clerk IV; 0.9 FTE of a Clerk III; and 0.75 FTE of a Clerk II. There is a total of 10.35 FTE positions in this division.

	Actual 2019	Adopted 2020	2019 Carry Forward	Board Transfers	Budget As Modified	2020 YTD	Estimated 2020	Department Request
<b>PROGRAM EXPENDITURES</b>								
Personnel Costs	\$782,297	\$804,200	\$0	\$0	\$804,200	\$230,623	\$810,128	\$810,782
Operating Expenses	\$28,745	\$32,060	\$0	\$0	\$32,060	\$10,312	\$24,860	\$32,060
Contractual Services	\$27,550	\$17,355	\$0	\$0	\$17,355	\$20,291	\$22,260	\$17,355
Operating Capital	\$0	\$0	\$0	\$0	\$0	\$0	\$0	\$0
<b>TOTAL</b>	<b>\$838,593</b>	<b>\$853,615</b>	<b>\$0</b>	<b>\$0</b>	<b>\$853,615</b>	<b>\$261,226</b>	<b>\$857,248</b>	<b>\$860,197</b>
<b>PROGRAM REVENUE</b>								
Taxes	\$0	\$0	\$0	\$0	\$0	\$0	\$0	\$0
Intergovernmental Revenue	\$0	\$0	\$0	\$0	\$0	\$0	\$0	\$0
Licenses & Permits	\$488,349	\$491,345	\$0	\$0	\$491,345	\$101,707	\$423,743	\$491,345
Fines, Forfeits & Penalties	\$0	\$5,000	\$0	\$0	\$5,000	\$0	\$0	\$5,000
Public Charges for Services	\$0	\$0	\$0	\$0	\$0	\$0	\$0	\$0
Intergovernmental Charge for Services	\$0	\$0	\$0	\$0	\$0	\$0	\$0	\$0
Miscellaneous	\$0	\$0	\$0	\$0	\$0	\$0	\$0	\$0
Other Financing Sources	\$0	\$0	\$0	\$0	\$0	\$0	\$0	\$0
<b>TOTAL</b>	<b>\$488,349</b>	<b>\$496,345</b>	<b>\$0</b>	<b>\$0</b>	<b>\$496,345</b>	<b>\$101,707</b>	<b>\$423,743</b>	<b>\$496,345</b>
<b>GPR SUPPORT</b>	<b>\$350,244</b>	<b>\$357,270</b>			<b>\$357,270</b>			<b>\$363,852</b>
<b>F.T.E. STAFF</b>	<b>7.750</b>	<b>7.750</b>					<b>7.750</b>	<b>7.625</b>

Dept: Planning & Development		60							Fund Name: General Fund	
Prgm: Zoning & Plat Review		408/00							Fund No.: 1110	
DI#	2021 Base	Net Decision Items							2021 Executive Budget	
		01	02	03	04	05	06	07		
<b>PROGRAM EXPENDITURES</b>										
Personnel Costs	\$820,900	(\$10,118)	\$0	\$0	\$0	\$0	\$0	\$0	\$810,782	
Operating Expenses	\$32,060	\$0	\$0	\$0	\$0	\$0	\$0	\$0	\$32,060	
Contractual Services	\$17,355	\$0	\$0	\$0	\$0	\$0	\$0	\$0	\$17,355	
Operating Capital	\$0	\$0	\$0	\$0	\$0	\$0	\$0	\$0	\$0	
<b>TOTAL</b>	<b>\$870,315</b>	<b>(\$10,118)</b>	<b>\$0</b>	<b>\$0</b>	<b>\$0</b>	<b>\$0</b>	<b>\$0</b>	<b>\$0</b>	<b>\$860,197</b>	
<b>PROGRAM REVENUE</b>										
Taxes	\$0	\$0	\$0	\$0	\$0	\$0	\$0	\$0	\$0	
Intergovernmental Revenue	\$0	\$0	\$0	\$0	\$0	\$0	\$0	\$0	\$0	
Licenses & Permits	\$491,345	\$0	\$0	\$0	\$0	\$0	\$0	\$0	\$491,345	
Fines, Forfeits & Penalties	\$5,000	\$0	\$0	\$0	\$0	\$0	\$0	\$0	\$5,000	
Public Charges for Services	\$0	\$0	\$0	\$0	\$0	\$0	\$0	\$0	\$0	
Intergovernmental Charge for Services	\$0	\$0	\$0	\$0	\$0	\$0	\$0	\$0	\$0	
Miscellaneous	\$0	\$0	\$0	\$0	\$0	\$0	\$0	\$0	\$0	
Other Financing Sources	\$0	\$0	\$0	\$0	\$0	\$0	\$0	\$0	\$0	
<b>TOTAL</b>	<b>\$496,345</b>	<b>\$0</b>	<b>\$0</b>	<b>\$0</b>	<b>\$0</b>	<b>\$0</b>	<b>\$0</b>	<b>\$0</b>	<b>\$496,345</b>	
<b>GPR SUPPORT</b>	<b>\$373,970</b>	<b>(\$10,118)</b>	<b>\$0</b>	<b>\$0</b>	<b>\$0</b>	<b>\$0</b>	<b>\$0</b>	<b>\$0</b>	<b>\$363,852</b>	
<b>F.T.E. STAFF</b>	<b>7.750</b>	<b>(0.125)</b>	<b>0.000</b>	<b>0.000</b>	<b>0.000</b>	<b>0.000</b>	<b>0.000</b>	<b>0.000</b>	<b>7.625</b>	

NARRATIVE INFORMATION ABOUT DECISION ITEMS SHOWN ABOVE		Expenditures	Revenue	GPR Support
<b>2021 BUDGET BASE</b>		\$870,315	\$496,345	\$373,970
DI #	P&D-ZONE-1 Reduce Position			
DEPT	Reduce the Clerk III position #329 from 1.0 FTE to 0.5 FTE. This position is split between Zoning and Records and Support. This Decision item reflects the Zoning Division portion.	(\$10,118)	\$0	(\$10,118)
EXEC	Approved as Requested	\$0	\$0	\$0
ADOPTED				\$0
NET DI # P&D-ZONE-1		(\$10,118)	\$0	(\$10,118)
<b>2021 EXECUTIVE BUDGET</b>		\$860,197	\$496,345	\$363,852



<b>Dept:</b>	Land Information Office	86	<b>DANE COUNTY</b>	<b>Fund Name:</b>	Land Information
<b>Prgm:</b>	Land Information Office	000/00		<b>Fund No:</b>	2900

**Mission:**  
 To coordinate the modernization of land records and to maximize the effective development, maintenance, and use of shared geographic and land information system resources throughout Dane County.

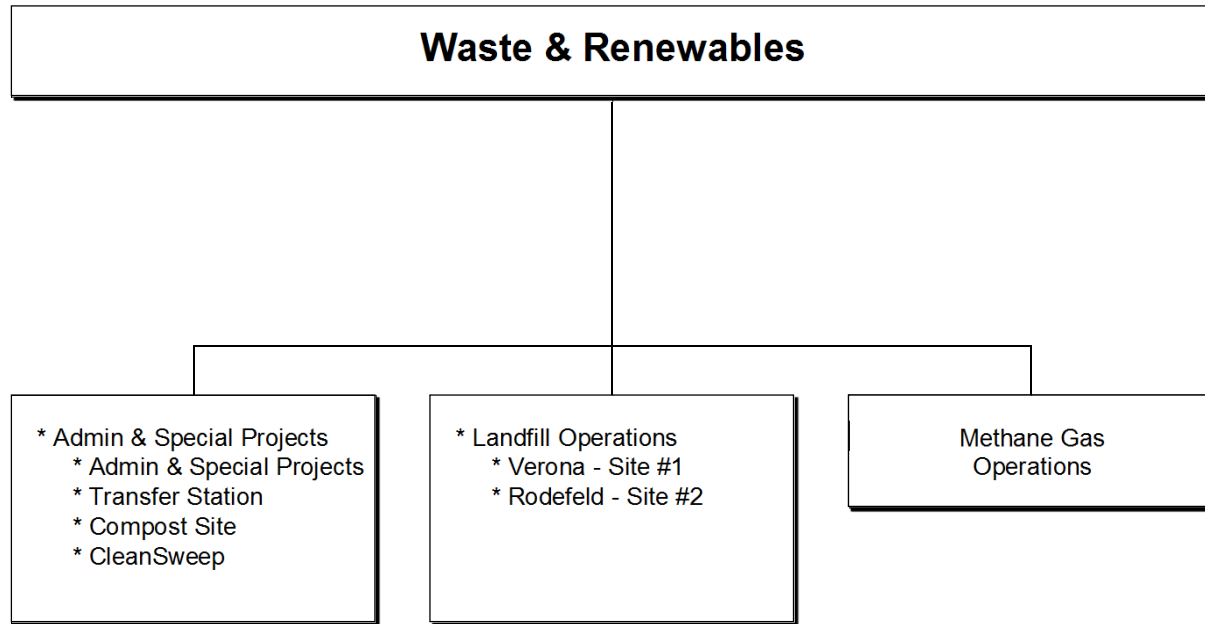
**Description:**  
 The Wisconsin Land Information Board has approved the Dane County Plan for Land Records Modernization. Typical activities in these plans include providing leadership and expertise related to land information activities; fostering partnerships and coordinating related projects with other agencies; developing digital data, maps and databases; providing access to land information and products; and developing and supporting geographic and land information systems for use in Dane County government.

	Actual 2019	Adopted 2020	2019 Carry Forward	Board Transfers	Budget As Modified	2020 YTD	Estimated 2020	Department Request
<b>PROGRAM EXPENDITURES</b>								
Personnel Costs	\$481,866	\$505,200	\$0	\$0	\$505,200	\$142,931	\$500,101	\$515,700
Operating Expenses	\$31,516	\$19,600	\$0	\$0	\$19,600	\$7,853	\$18,374	\$22,100
Contractual Services	\$99,295	\$137,822	\$0	\$0	\$137,822	\$91,909	\$111,994	\$139,422
Operating Capital	\$0	\$0	\$0	\$0	\$0	\$0	\$0	\$5,000
<b>TOTAL</b>	<b>\$612,677</b>	<b>\$662,622</b>	<b>\$0</b>	<b>\$0</b>	<b>\$662,622</b>	<b>\$242,692</b>	<b>\$630,469</b>	<b>\$682,222</b>
<b>PROGRAM REVENUE</b>								
Taxes	\$0	\$0	\$0	\$0	\$0	\$0	\$0	\$0
Intergovernmental Revenue	\$1,000	\$22,300	\$0	\$0	\$22,300	\$1,000	\$22,300	\$2,300
Licenses & Permits	\$0	\$0	\$0	\$0	\$0	\$0	\$0	\$0
Fines, Forfeits & Penalties	\$0	\$0	\$0	\$0	\$0	\$0	\$0	\$0
Public Charges for Services	\$721,188	\$643,200	\$0	\$0	\$643,200	\$247,508	\$767,845	\$643,100
Intergovernmental Charge for Services	\$0	\$0	\$0	\$0	\$0	\$0	\$0	\$0
Miscellaneous	\$17,259	\$2,500	\$0	\$0	\$2,500	\$3,659	\$3,254	\$2,500
Other Financing Sources	\$0	\$0	\$0	\$0	\$0	\$0	\$0	\$0
<b>TOTAL</b>	<b>\$739,447</b>	<b>\$668,000</b>	<b>\$0</b>	<b>\$0</b>	<b>\$668,000</b>	<b>\$252,167</b>	<b>\$793,399</b>	<b>\$647,900</b>
<b>REVENUE OVER/(UNDER) EXPENSES</b>	<b>\$126,770</b>	<b>\$5,378</b>			<b>\$5,378</b>			<b>(\$34,322)</b>
<b>F.T.E. STAFF</b>	<b>3.000</b>	<b>3.000</b>					<b>3.000</b>	<b>3.000</b>

<b>Dept:</b>	Land Information Office	86							<b>Fund Name:</b>	Land Information
<b>Prgm:</b>	Land Information Office	000/00							<b>Fund No.:</b>	2900
DI#	2021 Base	Net Decision Items							2021 Executive Budget	
		01	02	03	04	05	06	07		
<b>PROGRAM EXPENDITURES</b>										
Personnel Costs	\$512,700	\$3,000	\$0	\$0	\$0	\$0	\$0	\$0	\$515,700	
Operating Expenses	\$19,600	\$2,500	\$0	\$0	\$0	\$0	\$0	\$0	\$22,100	
Contractual Services	\$138,022	\$1,400	\$3,102	\$0	\$0	\$0	\$0	\$0	\$142,524	
Operating Capital	\$0	\$5,000	\$0	\$0	\$0	\$0	\$0	\$0	\$5,000	
<b>TOTAL</b>	<b>\$670,322</b>	<b>\$11,900</b>	<b>\$3,102</b>	<b>\$0</b>	<b>\$0</b>	<b>\$0</b>	<b>\$0</b>	<b>\$0</b>	<b>\$685,324</b>	
<b>PROGRAM REVENUE</b>										
Taxes	\$0	\$0	\$0	\$0	\$0	\$0	\$0	\$0	\$0	
Intergovernmental Revenue	\$22,300	(\$20,000)	\$0	\$0	\$0	\$0	\$0	\$0	\$2,300	
Licenses & Permits	\$0	\$0	\$0	\$0	\$0	\$0	\$0	\$0	\$0	
Fines, Forfeits & Penalties	\$0	\$0	\$0	\$0	\$0	\$0	\$0	\$0	\$0	
Public Charges for Services	\$643,200	(\$100)	\$0	\$0	\$0	\$0	\$0	\$0	\$643,100	
Intergovernmental Charge for Services	\$0	\$0	\$0	\$0	\$0	\$0	\$0	\$0	\$0	
Miscellaneous	\$2,500	\$0	\$0	\$0	\$0	\$0	\$0	\$0	\$2,500	
Other Financing Sources	\$0	\$0	\$0	\$0	\$0	\$0	\$0	\$0	\$0	
<b>TOTAL</b>	<b>\$668,000</b>	<b>(\$20,100)</b>	<b>\$0</b>	<b>\$0</b>	<b>\$0</b>	<b>\$0</b>	<b>\$0</b>	<b>\$0</b>	<b>\$647,900</b>	
<b>REVENUE OVER/(UNDER) EXPENSES</b>	<b>(\$2,322)</b>	<b>(\$32,000)</b>	<b>(\$3,102)</b>	<b>\$0</b>	<b>\$0</b>	<b>\$0</b>	<b>\$0</b>	<b>\$0</b>	<b>(\$37,424)</b>	
<b>F.T.E. STAFF</b>	<b>3.000</b>	<b>0.000</b>	<b>0.000</b>	<b>0.000</b>	<b>0.000</b>	<b>0.000</b>	<b>0.000</b>	<b>0.000</b>	<b>3.000</b>	

<b>NARRATIVE INFORMATION ABOUT DECISION ITEMS SHOWN ABOVE</b>		Expenditures	Revenue	Revenue Over/(Under) Expenses
<b>2021 BUDGET BASE</b>		\$670,322	\$668,000	(\$2,322)
DI #	LIO-LIO-1      Reallocation of Expenditure & Revenue Lines			
DEPT	Reallocation of Expenditure and Revenue lines to properly reflect the 2021 projected budget amounts for the Land Information Office.	\$11,900	(\$20,100)	(\$32,000)
EXEC	Approved as Requested	\$0	\$0	\$0
ADOPTED				\$0
	<b>NET DI #    LIO-LIO-1</b>	<b>\$11,900</b>	<b>(\$20,100)</b>	<b>(\$32,000)</b>

<b>Dept:</b>	Land Information Office	86	<b>Fund Name:</b>	Land Information	
<b>Prgm:</b>	Land Information Office	000/00	<b>Fund No.:</b>	2900	
<b>NARRATIVE INFORMATION ABOUT DECISION ITEMS SHOWN ON PREVIOUS PAGE</b>			Expenditures	Revenue	Revenue Over/(Under) Expenses
DI #	LIO-LIO-2	Indirect Cost Plan			
DEPT			\$0	\$0	\$0
EXEC	Modify expenditures and revenues to reflect receipt of County's most recently completed Indirect Cost Allocation Plan.		\$3,102	\$0	(\$3,102)
ADOPTED					\$0
	NET DI #	LIO-LIO-2	\$3,102	\$0	(\$3,102)
<b>2021 EXECUTIVE BUDGET</b>			\$685,324	\$647,900	(\$37,424)





<b>Dept:</b>	Waste & Renewables	89	<b>DANE COUNTY</b>	<b>Fund Name:</b>	Solid Waste
<b>Prgm:</b>	Administration & Special Projects	140/00		<b>Fund No:</b>	4410

Mission:  
 To provide an efficient and cost effective solid waste management program which protects the environment and conserves natural resources.

Description:  
 The Department of Waste & Renewables is responsible for the operation and maintenance of landfill sites currently open, development and implementation of alternative recycling strategies including materials recycling, public education and promotion, and groundwater and air monitoring programs at all sites.

	Actual 2019	Adopted 2020	2019 Carry Forward	Board Transfers	Budget As Modified	2020 YTD	Estimated 2020	Department Request
<b>PROGRAM EXPENDITURES</b>								
Personnel Costs	\$913,749	\$989,800	\$0	\$0	\$989,800	\$314,928	\$1,004,262	\$1,077,300
Operating Expenses	\$311,827	\$362,815	\$5,627	\$0	\$368,442	\$71,153	\$374,442	\$323,315
Contractual Services	\$2,300	\$7,000	\$0	\$0	\$7,000	\$0	\$6,855	\$7,000
Operating Capital	\$0	\$0	\$0	\$0	\$0	\$0	\$0	\$0
<b>TOTAL</b>	<b>\$1,227,876</b>	<b>\$1,359,615</b>	<b>\$5,627</b>	<b>\$0</b>	<b>\$1,365,242</b>	<b>\$386,081</b>	<b>\$1,385,559</b>	<b>\$1,407,615</b>
<b>PROGRAM REVENUE</b>								
Taxes	\$0	\$0	\$0	\$0	\$0	\$0	\$0	\$0
Intergovernmental Revenue	\$0	\$0	\$0	\$0	\$0	\$0	\$0	\$0
Licenses & Permits	\$0	\$0	\$0	\$0	\$0	\$0	\$0	\$0
Fines, Forfeits & Penalties	\$0	\$0	\$0	\$0	\$0	\$0	\$0	\$0
Public Charges for Services	\$0	\$0	\$0	\$0	\$0	\$0	\$0	\$0
Intergovernmental Charge for Services	\$0	\$0	\$0	\$0	\$0	\$0	\$0	\$0
Miscellaneous	\$14,856	\$17,000	\$0	\$0	\$17,000	\$3,786	\$3,225	\$17,000
Other Financing Sources	\$0	\$0	\$0	\$0	\$0	\$0	\$0	\$0
<b>TOTAL</b>	<b>\$14,856</b>	<b>\$17,000</b>	<b>\$0</b>	<b>\$0</b>	<b>\$17,000</b>	<b>\$3,786</b>	<b>\$3,225</b>	<b>\$17,000</b>
<b>REVENUE OVER/(UNDER) EXPENSES</b>	<b>(\$1,213,021)</b>	<b>(\$1,342,615)</b>			<b>(\$1,348,242)</b>			<b>(\$1,390,615)</b>
<b>F.T.E. STAFF</b>	<b>7.000</b>	<b>7.000</b>					<b>7.000</b>	<b>7.000</b>

<b>Dept:</b>	Waste & Renewables	89							<b>Fund Name:</b>	Solid Waste
<b>Prgm:</b>	Administration & Special Projects	140/00							<b>Fund No.:</b>	4410
DI#	2021 Base	Net Decision Items							2021 Executive Budget	
		01	02	03	04	05	06	07		
<b>PROGRAM EXPENDITURES</b>										
Personnel Costs	\$1,076,300	\$1,000	\$0	\$0	\$0	\$0	\$0	\$0	\$1,077,300	
Operating Expenses	\$362,815	\$0	(\$59,500)	\$10,000	\$10,000	\$0	\$0	\$0	\$323,315	
Contractual Services	\$7,000	\$0	\$0	\$0	\$0	\$0	\$0	\$0	\$7,000	
Operating Capital	\$0	\$0	\$0	\$0	\$0	\$0	\$0	\$0	\$0	
<b>TOTAL</b>	<b>\$1,446,115</b>	<b>\$1,000</b>	<b>(\$59,500)</b>	<b>\$10,000</b>	<b>\$10,000</b>	<b>\$0</b>	<b>\$0</b>	<b>\$0</b>	<b>\$1,407,615</b>	
<b>PROGRAM REVENUE</b>										
Taxes	\$0	\$0	\$0	\$0	\$0	\$0	\$0	\$0	\$0	
Intergovernmental Revenue	\$0	\$0	\$0	\$0	\$0	\$0	\$0	\$0	\$0	
Licenses & Permits	\$0	\$0	\$0	\$0	\$0	\$0	\$0	\$0	\$0	
Fines, Forfeits & Penalties	\$0	\$0	\$0	\$0	\$0	\$0	\$0	\$0	\$0	
Public Charges for Services	\$0	\$0	\$0	\$0	\$0	\$0	\$0	\$0	\$0	
Intergovernmental Charge for Services	\$0	\$0	\$0	\$0	\$0	\$0	\$0	\$0	\$0	
Miscellaneous	\$17,000	\$0	\$0	\$0	\$0	\$0	\$0	\$0	\$17,000	
Other Financing Sources	\$0	\$0	\$0	\$0	\$0	\$0	\$0	\$0	\$0	
<b>TOTAL</b>	<b>\$17,000</b>	<b>\$0</b>	<b>\$0</b>	<b>\$0</b>	<b>\$0</b>	<b>\$0</b>	<b>\$0</b>	<b>\$0</b>	<b>\$17,000</b>	
<b>REVENUE OVER/(UNDER) EXPENSES</b>	<b>(\$1,429,115)</b>	<b>(\$1,000)</b>	<b>\$59,500</b>	<b>(\$10,000)</b>	<b>(\$10,000)</b>	<b>\$0</b>	<b>\$0</b>	<b>\$0</b>	<b>(\$1,390,615)</b>	
<b>F.T.E. STAFF</b>	<b>7.000</b>	<b>0.000</b>	<b>0.000</b>	<b>0.000</b>	<b>0.000</b>	<b>0.000</b>	<b>0.000</b>	<b>0.000</b>	<b>7.000</b>	

NARRATIVE INFORMATION ABOUT DECISION ITEMS SHOWN ABOVE		Expenditures	Revenue	Revenue Over/(Under) Expenses
<b>2021 BUDGET BASE</b>		\$1,446,115	\$17,000	(\$1,429,115)
DI #	WR-ADMN-1 Additional Protective Wear for Staff			
DEPT	Increased need for protective wear due to COVID and other safety initiatives of the Department.	\$1,000	\$0	(\$1,000)
EXEC	Approved as Requested	\$0	\$0	\$0
ADOPTED				\$0
NET DI # WR-ADMN-1		\$1,000	\$0	(\$1,000)

Dept: Waste & Renewables 89			Fund Name: Solid Waste		
Prgm: Administration & Special Projects 140/00			Fund No.: 4410		
NARRATIVE INFORMATION ABOUT DECISION ITEMS SHOWN ON PREVIOUS PAGE			Expenditures	Revenue	Revenue Over/(Under) Expenses
DI #	WR-ADMN-2	Decreased spending on conferences, trainings, and events			
DEPT	Historically supported staff people to attend annual solid waste conferences and other industry events. Limited travel anticipated due to COVID which will result in lower travel costs and spending on special events.		(\$59,500)	\$0	\$59,500
EXEC	Approved as Requested		\$0	\$0	\$0
ADOPTED					\$0
NET DI # WR-ADMN-2			(\$59,500)	\$0	\$59,500
DI #	WR-ADMN-3	Increased Environmental Monitoring Costs			
DEPT	Additional monitoring points installed as part of landfill expansion activities that require routine monitoring.		\$10,000	\$0	(\$10,000)
EXEC	Approved as Requested		\$0	\$0	\$0
ADOPTED					\$0
NET DI # WR-ADMN-3			\$10,000	\$0	(\$10,000)
DI #	WR-ADMN-4	Increased Credit Card Transactions and Fees			
DEPT	Increased amount of transactions are occurring via credit card due to COVID and we anticipate this trend to continue. Increased funds needed for credit card transaction fees.		\$10,000	\$0	(\$10,000)
EXEC	Approved as Requested		\$0	\$0	\$0
ADOPTED					\$0
NET DI # WR-ADMN-4			\$10,000	\$0	(\$10,000)
<b>2021 EXECUTIVE BUDGET</b>			<b>\$1,407,615</b>	<b>\$17,000</b>	<b>(\$1,390,615)</b>

<b>Dept:</b>	Waste & Renewables	89	<b>DANE COUNTY</b>	<b>Fund Name:</b>	Solid Waste
<b>Prgm:</b>	Landfill Site #1 - Verona	424/00		<b>Fund No:</b>	4410

## Mission:

To provide an efficient and cost effective solid waste management program which protects the environment and conserves natural resources.

## Description:

The Division is responsible for the operation and maintenance of landfill sites currently open, development and implementation of alternative recycling strategies, including materials recycling, public education and promotion, and groundwater and air monitoring programs at all sites.

	Actual 2019	Adopted 2020	2019 Carry Forward	Board Transfers	Budget As Modified	2020 YTD	Estimated 2020	Department Request
<b>PROGRAM EXPENDITURES</b>								
Personnel Costs	\$0	\$0	\$0	\$0	\$0	\$0	\$0	\$0
Operating Expenses	\$42,067	\$46,000	\$979	\$0	\$46,979	\$22,486	\$65,979	\$71,000
Contractual Services	\$0	\$2,300	\$0	\$0	\$2,300	\$0	\$0	\$2,300
Operating Capital	\$0	\$0	\$0	\$0	\$0	\$0	\$0	\$0
<b>TOTAL</b>	<b>\$42,067</b>	<b>\$48,300</b>	<b>\$979</b>	<b>\$0</b>	<b>\$49,279</b>	<b>\$22,486</b>	<b>\$65,979</b>	<b>\$73,300</b>
<b>PROGRAM REVENUE</b>								
Taxes	\$0	\$0	\$0	\$0	\$0	\$0	\$0	\$0
Intergovernmental Revenue	\$0	\$0	\$0	\$0	\$0	\$0	\$0	\$0
Licenses & Permits	\$0	\$0	\$0	\$0	\$0	\$0	\$0	\$0
Fines, Forfeits & Penalties	\$0	\$0	\$0	\$0	\$0	\$0	\$0	\$0
Public Charges for Services	\$0	\$0	\$0	\$0	\$0	\$0	\$0	\$0
Intergovernmental Charge for Services	\$0	\$0	\$0	\$0	\$0	\$0	\$0	\$0
Miscellaneous	\$0	\$0	\$0	\$0	\$0	\$0	\$0	\$0
Other Financing Sources	\$0	\$0	\$0	\$0	\$0	\$0	\$0	\$0
<b>TOTAL</b>	<b>\$0</b>	<b>\$0</b>	<b>\$0</b>	<b>\$0</b>	<b>\$0</b>	<b>\$0</b>	<b>\$0</b>	<b>\$0</b>
<b>REVENUE OVER/(UNDER) EXPENSES</b>	<b>(\$42,067)</b>	<b>(\$48,300)</b>			<b>(\$49,279)</b>			<b>(\$73,300)</b>
<b>F.T.E. STAFF</b>	<b>0.000</b>	<b>0.000</b>					<b>0.000</b>	<b>0.000</b>

<b>Dept:</b>	Waste & Renewables	89							<b>Fund Name:</b>	Solid Waste
<b>Prgm:</b>	Landfill Site #1 - Verona	424/00							<b>Fund No.:</b>	4410
DI#	2021 Base	Net Decision Items							2021 Executive Budget	
		01	02	03	04	05	06	07		
<b>PROGRAM EXPENDITURES</b>										
Personnel Costs	\$0	\$0	\$0	\$0	\$0	\$0	\$0	\$0	\$0	
Operating Expenses	\$46,000	\$25,000	\$0	\$0	\$0	\$0	\$0	\$0	\$71,000	
Contractual Services	\$2,300	\$0	\$0	\$0	\$0	\$0	\$0	\$0	\$2,300	
Operating Capital	\$0	\$0	\$0	\$0	\$0	\$0	\$0	\$0	\$0	
<b>TOTAL</b>	<b>\$48,300</b>	<b>\$25,000</b>	<b>\$0</b>	<b>\$0</b>	<b>\$0</b>	<b>\$0</b>	<b>\$0</b>	<b>\$0</b>	<b>\$73,300</b>	
<b>PROGRAM REVENUE</b>										
Taxes	\$0	\$0	\$0	\$0	\$0	\$0	\$0	\$0	\$0	
Intergovernmental Revenue	\$0	\$0	\$0	\$0	\$0	\$0	\$0	\$0	\$0	
Licenses & Permits	\$0	\$0	\$0	\$0	\$0	\$0	\$0	\$0	\$0	
Fines, Forfeits & Penalties	\$0	\$0	\$0	\$0	\$0	\$0	\$0	\$0	\$0	
Public Charges for Services	\$0	\$0	\$0	\$0	\$0	\$0	\$0	\$0	\$0	
Intergovernmental Charge for Services	\$0	\$0	\$0	\$0	\$0	\$0	\$0	\$0	\$0	
Miscellaneous	\$0	\$0	\$0	\$0	\$0	\$0	\$0	\$0	\$0	
Other Financing Sources	\$0	\$0	\$0	\$0	\$0	\$0	\$0	\$0	\$0	
<b>TOTAL</b>	<b>\$0</b>	<b>\$0</b>	<b>\$0</b>	<b>\$0</b>	<b>\$0</b>	<b>\$0</b>	<b>\$0</b>	<b>\$0</b>	<b>\$0</b>	
<b>REVENUE OVER/(UNDER) EXPENSES</b>	<b>(\$48,300)</b>	<b>(\$25,000)</b>	<b>\$0</b>	<b>\$0</b>	<b>\$0</b>	<b>\$0</b>	<b>\$0</b>	<b>\$0</b>	<b>(\$73,300)</b>	
<b>F.T.E. STAFF</b>	<b>0.000</b>	<b>0.000</b>	<b>0.000</b>	<b>0.000</b>	<b>0.000</b>	<b>0.000</b>	<b>0.000</b>	<b>0.000</b>	<b>0.000</b>	

NARRATIVE INFORMATION ABOUT DECISION ITEMS SHOWN ABOVE			Expenditures	Revenue	Revenue Over/(Under) Expenses
<b>2021 BUDGET BASE</b>			\$48,300	\$0	(\$48,300)
DI #	WR-SIT1-1	LEACHATE HAULING AND TREATMENT			
DEPT	Increased leachate hauling and treatment costs at the closed landfill site.		\$25,000	\$0	(\$25,000)
EXEC	Approved as Requested		\$0	\$0	\$0
ADOPTED					\$0
NET DI # WR-SIT1-1			\$25,000	\$0	(\$25,000)

<b>Dept:</b>	Waste & Renewables	89	<b>Fund Name:</b>	Solid Waste	
<b>Prgm:</b>	Landfill Site #1 - Verona	424/00	<b>Fund No.:</b>	4410	
<b>NARRATIVE INFORMATION ABOUT DECISION ITEMS SHOWN ON PREVIOUS PAGE</b>			Expenditures	Revenue	Revenue Over/(Under) Expenses
DI #	WR-SIT1-2	There is no Decision Item	\$0	\$0	\$0
DEPT					
EXEC			\$0	\$0	\$0
ADOPTED					\$0
	NET DI #	WR-SIT1-2	\$0	\$0	\$0
<b>2021 EXECUTIVE BUDGET</b>			\$73,300	\$0	(\$73,300)

<b>Dept:</b>	Waste & Renewables	89	<b>DANE COUNTY</b>	<b>Fund Name:</b>	Solid Waste
<b>Prgm:</b>	Transfer Station	425/00		<b>Fund No:</b>	4410

Mission:  
To provide an efficient and cost effective solid waste management program which conserves landfill space, protects the environment and conserves natural resources.

Description:  
The Transfer Station program is responsible for the operation of the transfer station facilities, including cost effective and safe transportation, recycling, and disposal of construction & demolition and other materials. Transfer Station activities include development and implementation of alternative material recycling strategies and diversion of waste materials from County landfills.

	Actual 2019	Adopted 2020	2019 Carry Forward	Board Transfers	Budget As Modified	2020 YTD	Estimated 2020	Department Request
<b>PROGRAM EXPENDITURES</b>								
Personnel Costs	\$65,584	\$71,200	\$0	\$0	\$71,200	\$39,757	\$69,672	\$75,200
Operating Expenses	\$2,222,128	\$2,368,124	\$0	\$0	\$2,368,124	\$449,518	\$2,337,097	\$2,043,526
Contractual Services	\$119,269	\$116,875	\$0	\$0	\$116,875	\$26,091	\$105,911	\$145,000
Operating Capital	\$0	\$0	\$0	\$0	\$0	\$0	\$0	\$0
<b>TOTAL</b>	<b>\$2,406,981</b>	<b>\$2,556,199</b>	<b>\$0</b>	<b>\$0</b>	<b>\$2,556,199</b>	<b>\$515,365</b>	<b>\$2,512,680</b>	<b>\$2,263,726</b>
<b>PROGRAM REVENUE</b>								
Taxes	\$0	\$0	\$0	\$0	\$0	\$0	\$0	\$0
Intergovernmental Revenue	\$0	\$0	\$0	\$0	\$0	\$0	\$0	\$0
Licenses & Permits	\$0	\$0	\$0	\$0	\$0	\$0	\$0	\$0
Fines, Forfeits & Penalties	\$0	\$0	\$0	\$0	\$0	\$0	\$0	\$0
Public Charges for Services	\$2,192,089	\$2,868,400	\$0	\$0	\$2,868,400	\$396,183	\$1,448,942	\$2,478,400
Intergovernmental Charge for Services	\$0	\$0	\$0	\$0	\$0	\$0	\$0	\$0
Miscellaneous	\$0	\$0	\$0	\$0	\$0	\$0	\$0	\$0
Other Financing Sources	\$0	\$0	\$0	\$0	\$0	\$0	\$0	\$0
<b>TOTAL</b>	<b>\$2,192,089</b>	<b>\$2,868,400</b>	<b>\$0</b>	<b>\$0</b>	<b>\$2,868,400</b>	<b>\$396,183</b>	<b>\$1,448,942</b>	<b>\$2,478,400</b>
<b>REVENUE OVER/(UNDER) EXPENSES</b>	<b>(\$214,893)</b>	<b>\$312,201</b>			<b>\$312,201</b>			<b>\$214,674</b>
<b>F.T.E. STAFF</b>	<b>0.400</b>	<b>0.400</b>					<b>0.400</b>	<b>0.400</b>

<b>Dept:</b>	Waste & Renewables	89							<b>Fund Name:</b>	Solid Waste
<b>Prgm:</b>	Transfer Station	425/00							<b>Fund No.:</b>	4410
DI#	2021 Base	Net Decision Items							2021 Executive Budget	
		01	02	03	04	05	06	07		
<b>PROGRAM EXPENDITURES</b>										
Personnel Costs	\$75,200	\$0	\$0	\$0	\$0	\$0	\$0	\$0	\$75,200	
Operating Expenses	\$2,360,276	(\$316,750)	\$0	\$0	\$0	\$0	\$0	\$0	\$2,043,526	
Contractual Services	\$116,875	\$28,125	\$0	\$0	\$0	\$0	\$0	\$0	\$145,000	
Operating Capital	\$0	\$0	\$0	\$0	\$0	\$0	\$0	\$0	\$0	
<b>TOTAL</b>	<b>\$2,552,351</b>	<b>(\$288,625)</b>	<b>\$0</b>	<b>\$0</b>	<b>\$0</b>	<b>\$0</b>	<b>\$0</b>	<b>\$0</b>	<b>\$2,263,726</b>	
<b>PROGRAM REVENUE</b>										
Taxes	\$0	\$0	\$0	\$0	\$0	\$0	\$0	\$0	\$0	
Intergovernmental Revenue	\$0	\$0	\$0	\$0	\$0	\$0	\$0	\$0	\$0	
Licenses & Permits	\$0	\$0	\$0	\$0	\$0	\$0	\$0	\$0	\$0	
Fines, Forfeits & Penalties	\$0	\$0	\$0	\$0	\$0	\$0	\$0	\$0	\$0	
Public Charges for Services	\$2,868,400	(\$390,000)	\$0	\$0	\$0	\$0	\$0	\$0	\$2,478,400	
Intergovernmental Charge for Services	\$0	\$0	\$0	\$0	\$0	\$0	\$0	\$0	\$0	
Miscellaneous	\$0	\$0	\$0	\$0	\$0	\$0	\$0	\$0	\$0	
Other Financing Sources	\$0	\$0	\$0	\$0	\$0	\$0	\$0	\$0	\$0	
<b>TOTAL</b>	<b>\$2,868,400</b>	<b>(\$390,000)</b>	<b>\$0</b>	<b>\$0</b>	<b>\$0</b>	<b>\$0</b>	<b>\$0</b>	<b>\$0</b>	<b>\$2,478,400</b>	
<b>REVENUE OVER/(UNDER) EXPENSES</b>	<b>\$316,049</b>	<b>(\$101,375)</b>	<b>\$0</b>	<b>\$0</b>	<b>\$0</b>	<b>\$0</b>	<b>\$0</b>	<b>\$0</b>	<b>\$214,674</b>	
<b>F.T.E. STAFF</b>	<b>0.400</b>	<b>0.000</b>	<b>0.000</b>	<b>0.000</b>	<b>0.000</b>	<b>0.000</b>	<b>0.000</b>	<b>0.000</b>	<b>0.400</b>	

NARRATIVE INFORMATION ABOUT DECISION ITEMS SHOWN ABOVE		Expenditures	Revenue	Revenue Over/(Under) Expenses
<b>2021 BUDGET BASE</b>		\$2,552,351	\$2,868,400	\$316,049
DI #	WR-TRSF-1 Adjust Operating Expenditures and Revenues			
DEPT	Adjust budgeted revenues and expenditures to match historical trends in construction and demolition material received. Adjustments to depreciation due to anticipated planned capital purchases. Added operating account for wood grinding that occurs annually.	(\$288,625)	(\$390,000)	(\$101,375)
EXEC	Approved as Requested	\$0	\$0	\$0
ADOPTED				\$0
NET DI # WR-TRSF-1		(\$288,625)	(\$390,000)	(\$101,375)



<b>Dept:</b>	Waste & Renewables	89	<b>Fund Name:</b>	Solid Waste	
<b>Prgm:</b>	Transfer Station	425/00	<b>Fund No.:</b>	4410	
<b>NARRATIVE INFORMATION ABOUT DECISION ITEMS SHOWN ON PREVIOUS PAGE</b>			Expenditures	Revenue	Revenue Over/(Under) Expenses
DI #	WR-TRSF-2	There is no Decision Item	\$0	\$0	\$0
DEPT					
EXEC			\$0	\$0	\$0
ADOPTED					\$0
	NET DI #	WR-TRSF-2	\$0	\$0	\$0
<b>2021 EXECUTIVE BUDGET</b>			\$2,263,726	\$2,478,400	\$214,674

<b>Dept:</b>	Waste & Renewables	89	<b>DANE COUNTY</b>	<b>Fund Name:</b>	Solid Waste
<b>Prgm:</b>	Landfill Site #2 - Rodefild	426/00		<b>Fund No:</b>	4410

## Mission:

To provide an efficient and cost effective solid waste management program which protects the environment and conserves natural resources.

## Description:

The Division is responsible for the operation and maintenance of landfill sites currently open, development and implementation of alternative recycling strategies, including materials recycling, public education and promotion, and groundwater and air monitoring programs at all sites.

	Actual 2019	Adopted 2020	2019 Carry Forward	Board Transfers	Budget As Modified	2020 YTD	Estimated 2020	Department Request
<b>PROGRAM EXPENDITURES</b>								
Personnel Costs	\$818,705	\$1,195,000	\$0	\$0	\$1,195,000	\$304,813	\$1,116,670	\$1,198,500
Operating Expenses	\$6,780,689	\$5,928,354	\$124,100	\$0	\$6,052,454	(\$257,599)	\$6,170,503	\$6,238,807
Contractual Services	\$490,036	\$543,641	\$0	\$0	\$543,641	\$91,501	\$543,641	\$695,441
Operating Capital	\$167,444	\$0	\$0	\$0	\$0	\$0	\$0	\$0
<b>TOTAL</b>	<b>\$8,256,873</b>	<b>\$7,666,995</b>	<b>\$124,100</b>	<b>\$0</b>	<b>\$7,791,095</b>	<b>\$138,715</b>	<b>\$7,830,814</b>	<b>\$8,132,748</b>
<b>PROGRAM REVENUE</b>								
Taxes	\$0	\$0	\$0	\$0	\$0	\$0	\$0	\$0
Intergovernmental Revenue	\$89,102	\$0	\$0	\$0	\$0	\$0	\$0	\$0
Licenses & Permits	\$0	\$0	\$0	\$0	\$0	\$0	\$0	\$0
Fines, Forfeits & Penalties	\$0	\$0	\$0	\$0	\$0	\$0	\$0	\$0
Public Charges for Services	\$9,464,823	\$9,213,000	\$0	\$0	\$9,213,000	\$1,780,936	\$8,489,719	\$9,663,000
Intergovernmental Charge for Services	\$0	\$0	\$0	\$0	\$0	\$0	\$0	\$0
Miscellaneous	\$484,130	\$50,000	\$0	\$0	\$50,000	\$182,581	\$171,777	\$50,000
Other Financing Sources	\$0	\$0	\$0	\$0	\$0	\$0	\$0	\$0
<b>TOTAL</b>	<b>\$10,038,054</b>	<b>\$9,263,000</b>	<b>\$0</b>	<b>\$0</b>	<b>\$9,263,000</b>	<b>\$1,963,517</b>	<b>\$8,661,496</b>	<b>\$9,713,000</b>
<b>REVENUE OVER/(UNDER) EXPENSES</b>	<b>\$1,781,181</b>	<b>\$1,596,005</b>			<b>\$1,471,905</b>			<b>\$1,580,252</b>
<b>F.T.E. STAFF</b>	<b>9.600</b>	<b>9.600</b>					<b>9.600</b>	<b>9.600</b>

<b>Dept:</b>	Waste & Renewables	89							<b>Fund Name:</b>	Solid Waste
<b>Prgm:</b>	Landfill Site #2 - Rodefeld	426/00							<b>Fund No.:</b>	4410
DI#	2021 Base	Net Decision Items							2021 Executive Budget	
		01	02	03	04	05	06	07		
<b>PROGRAM EXPENDITURES</b>										
Personnel Costs	\$1,196,000	\$2,500	\$0	\$0	\$0	\$0	\$0	\$0	\$1,198,500	
Operating Expenses	\$6,071,207	\$2,500	(\$90,000)	(\$125,000)	\$435,100	(\$55,000)	(\$114,738)	\$0	\$6,124,069	
Contractual Services	\$608,441	\$0	\$87,000	\$0	\$0	\$0	\$0	\$0	\$695,441	
Operating Capital	\$0	\$0	\$0	\$0	\$0	\$0	\$0	\$0	\$0	
<b>TOTAL</b>	<b>\$7,875,648</b>	<b>\$5,000</b>	<b>(\$3,000)</b>	<b>(\$125,000)</b>	<b>\$435,100</b>	<b>(\$55,000)</b>	<b>(\$114,738)</b>	<b>\$0</b>	<b>\$8,018,010</b>	
<b>PROGRAM REVENUE</b>										
Taxes	\$0	\$0	\$0	\$0	\$0	\$0	\$0	\$0	\$0	
Intergovernmental Revenue	\$0	\$0	\$0	\$0	\$0	\$0	\$0	\$0	\$0	
Licenses & Permits	\$0	\$0	\$0	\$0	\$0	\$0	\$0	\$0	\$0	
Fines, Forfeits & Penalties	\$0	\$0	\$0	\$0	\$0	\$0	\$0	\$0	\$0	
Public Charges for Services	\$9,213,000	\$0	\$450,000	\$0	\$0	\$0	\$0	\$0	\$9,663,000	
Intergovernmental Charge for Services	\$0	\$0	\$0	\$0	\$0	\$0	\$0	\$0	\$0	
Miscellaneous	\$50,000	\$0	\$0	\$0	\$0	\$0	\$0	\$0	\$50,000	
Other Financing Sources	\$0	\$0	\$0	\$0	\$0	\$0	\$0	\$0	\$0	
<b>TOTAL</b>	<b>\$9,263,000</b>	<b>\$0</b>	<b>\$450,000</b>	<b>\$0</b>	<b>\$0</b>	<b>\$0</b>	<b>\$0</b>	<b>\$0</b>	<b>\$9,713,000</b>	
<b>REVENUE OVER/(UNDER) EXPENSES</b>	<b>\$1,387,352</b>	<b>(\$5,000)</b>	<b>\$453,000</b>	<b>\$125,000</b>	<b>(\$435,100)</b>	<b>\$55,000</b>	<b>\$114,738</b>	<b>\$0</b>	<b>\$1,694,990</b>	
<b>F.T.E. STAFF</b>	<b>9.600</b>	<b>0.000</b>	<b>0.000</b>	<b>0.000</b>	<b>0.000</b>	<b>0.000</b>	<b>0.000</b>	<b>0.000</b>	<b>9.600</b>	

NARRATIVE INFORMATION ABOUT DECISION ITEMS SHOWN ABOVE		Expenditures	Revenue	Revenue Over/(Under) Expenses
<b>2021 BUDGET BASE</b>		\$7,875,648	\$9,263,000	\$1,387,352
DI #	WR-SIT2-1 Protective Wear and Safety Training for Staff			
DEPT	Additional protective wear and training for staff due to COVID and other Department safety initiatives.	\$5,000	\$0	(\$5,000)
EXEC	Approved as Requested	\$0	\$0	\$0
ADOPTED				\$0
NET DI # WR-SIT2-1		\$5,000	\$0	(\$5,000)

Dept: Waste & Renewables		89	Fund Name: Solid Waste		
Prgm: Landfill Site #2 - Rodefeld		426/00	Fund No.: 4410		
NARRATIVE INFORMATION ABOUT DECISION ITEMS SHOWN ON PREVIOUS PAGE			Expenditures	Revenue	Revenue Over/(Under) Expenses
DI #	WR-SIT2-2	Adjust Operating Amounts			
DEPT	Adjust budgeted revenues and expenditures to match historical amounts. Increased revenue projections assumes a rate change of \$2 per ton on gate rates for mixed waste. Engineering services traditionally accounted for in SWRODFLD 21809, DI #2 creates a new account for engineering services and annual drone imaging software subscription.		(\$3,000)	\$450,000	\$453,000
EXEC	Approved as Requested		\$0	\$0	\$0
ADOPTED					\$0
NET DI # WR-SIT2-2			(\$3,000)	\$450,000	\$453,000
DI #	WR-SIT2-3	Elimination of Letter of Credit for Financial Assurance			
DEPT	In 2020 the Department borrowed funds to use a cash escrow to meet financial assurance requirements for closure costs of the Rodefeld Landfill. The letter of credit was canceled and the Department will no longer be charged fees associated with that letter of credit.		(\$125,000)	\$0	\$125,000
EXEC	Approved as Requested		\$0	\$0	\$0
ADOPTED					\$0
NET DI # WR-SIT2-3			(\$125,000)	\$0	\$125,000
DI #	WR-SIT2-4	2021 Depreciation Expense			
DEPT	Adjustments to depreciation due to anticipated activity, planned capital purchases, and landfill airspace consumption rates.		\$435,100	\$0	(\$435,100)
EXEC	Approved as Requested		\$0	\$0	\$0
ADOPTED					\$0
NET DI # WR-SIT2-4			\$435,100	\$0	(\$435,100)

Dept:		Waste & Renewables	89	Fund Name:		Solid Waste
Prgm:		Landfill Site #2 - Rodefald	426/00	Fund No.:		4410
NARRATIVE INFORMATION ABOUT DECISION ITEMS SHOWN ON PREVIOUS PAGE				Expenditures	Revenue	Revenue Over/(Under) Expenses
DI #	WR-SIT2-5	Adjustment to Utility Costs				
DEPT	Adjustments made to utility costs based on historical trends and fluctuations in rates and costs. Additionally, Department has experienced increased costs associated with telecommunications with work from home requirements.			(\$55,000)	\$0	\$55,000
EXEC	Approved as Requested			\$0	\$0	\$0
ADOPTED						\$0
NET DI # WR-SIT2-5				(\$55,000)	\$0	\$55,000
DI #	WR-SIT2-6	2021 Final Debt Service				
DEPT				\$0	\$0	\$0
EXEC	Modify expenditures to reflect final calculation of 2021 County debt service.			(\$114,738)	\$0	\$114,738
ADOPTED						\$0
NET DI # WR-SIT2-6				(\$114,738)	\$0	\$114,738
<b>2021 EXECUTIVE BUDGET</b>				\$8,018,010	\$9,713,000	\$1,694,990

<b>Dept:</b>	Waste & Renewables	89	<b>DANE COUNTY</b>	<b>Fund Name:</b>	Solid Waste
<b>Prgm:</b>	Compost Site	427/00		<b>Fund No:</b>	4410

**Mission:**  
To provide an efficient and cost effective compost program which conserves space in the county's landfill, protects the environment and conserves natural resources.

**Description:**  
The Compost program is responsible for the operation and maintenance of multiple compost sites, environmental protection at all sites, and public education and promotion regarding composting. The Compost program keeps yard waste materials out of landfills and turns those materials into compost for beneficial reuse within the community.

	Actual 2019	Adopted 2020	2019 Carry Forward	Board Transfers	Budget As Modified	2020 YTD	Estimated 2020	Department Request
<b>PROGRAM EXPENDITURES</b>								
Personnel Costs	\$0	\$0	\$0	\$0	\$0	\$0	\$0	\$0
Operating Expenses	\$420	\$420	\$0	\$0	\$420	\$140	\$420	\$420
Contractual Services	\$0	\$0	\$0	\$0	\$0	\$0	\$0	\$0
Operating Capital	\$0	\$0	\$0	\$0	\$0	\$0	\$0	\$0
<b>TOTAL</b>	<b>\$420</b>	<b>\$420</b>	<b>\$0</b>	<b>\$0</b>	<b>\$420</b>	<b>\$140</b>	<b>\$420</b>	<b>\$420</b>
<b>PROGRAM REVENUE</b>								
Taxes	\$0	\$0	\$0	\$0	\$0	\$0	\$0	\$0
Intergovernmental Revenue	\$0	\$0	\$0	\$0	\$0	\$0	\$0	\$0
Licenses & Permits	\$0	\$0	\$0	\$0	\$0	\$0	\$0	\$0
Fines, Forfeits & Penalties	\$0	\$0	\$0	\$0	\$0	\$0	\$0	\$0
Public Charges for Services	\$0	\$0	\$0	\$0	\$0	\$0	\$0	\$0
Intergovernmental Charge for Services	\$0	\$0	\$0	\$0	\$0	\$0	\$0	\$0
Miscellaneous	\$0	\$0	\$0	\$0	\$0	\$0	\$0	\$0
Other Financing Sources	\$0	\$0	\$0	\$0	\$0	\$0	\$0	\$0
<b>TOTAL</b>	<b>\$0</b>	<b>\$0</b>	<b>\$0</b>	<b>\$0</b>	<b>\$0</b>	<b>\$0</b>	<b>\$0</b>	<b>\$0</b>
<b>REVENUE OVER/(UNDER) EXPENSES</b>	<b>(\$420)</b>	<b>(\$420)</b>			<b>(\$420)</b>			<b>(\$420)</b>
<b>F.T.E. STAFF</b>	<b>0.000</b>	<b>0.000</b>					<b>0.000</b>	<b>0.000</b>

<b>Dept:</b> Waste & Renewables	89								<b>Fund Name:</b> Solid Waste
<b>Prgm:</b> Compost Site	427/00								<b>Fund No.:</b> 4410
<b>DI#</b> NONE	<b>2021 Base</b>	<b>Net Decision Items</b>							<b>2021 Executive Budget</b>
		<b>01</b>	<b>02</b>	<b>03</b>	<b>04</b>	<b>05</b>	<b>06</b>	<b>07</b>	
<b>PROGRAM EXPENDITURES</b>									
Personnel Costs	\$0	\$0	\$0	\$0	\$0	\$0	\$0	\$0	\$0
Operating Expenses	\$420	\$0	\$0	\$0	\$0	\$0	\$0	\$0	\$420
Contractual Services	\$0	\$0	\$0	\$0	\$0	\$0	\$0	\$0	\$0
Operating Capital	\$0	\$0	\$0	\$0	\$0	\$0	\$0	\$0	\$0
<b>TOTAL</b>	<b>\$420</b>	<b>\$0</b>	<b>\$0</b>	<b>\$0</b>	<b>\$0</b>	<b>\$0</b>	<b>\$0</b>	<b>\$0</b>	<b>\$420</b>
<b>PROGRAM REVENUE</b>									
Taxes	\$0	\$0	\$0	\$0	\$0	\$0	\$0	\$0	\$0
Intergovernmental Revenue	\$0	\$0	\$0	\$0	\$0	\$0	\$0	\$0	\$0
Licenses & Permits	\$0	\$0	\$0	\$0	\$0	\$0	\$0	\$0	\$0
Fines, Forfeits & Penalties	\$0	\$0	\$0	\$0	\$0	\$0	\$0	\$0	\$0
Public Charges for Services	\$0	\$0	\$0	\$0	\$0	\$0	\$0	\$0	\$0
Intergovernmental Charge for Services	\$0	\$0	\$0	\$0	\$0	\$0	\$0	\$0	\$0
Miscellaneous	\$0	\$0	\$0	\$0	\$0	\$0	\$0	\$0	\$0
Other Financing Sources	\$0	\$0	\$0	\$0	\$0	\$0	\$0	\$0	\$0
<b>TOTAL</b>	<b>\$0</b>	<b>\$0</b>	<b>\$0</b>	<b>\$0</b>	<b>\$0</b>	<b>\$0</b>	<b>\$0</b>	<b>\$0</b>	<b>\$0</b>
<b>REVENUE OVER/(UNDER) EXPENSES</b>	<b>(\$420)</b>	<b>\$0</b>	<b>\$0</b>	<b>\$0</b>	<b>\$0</b>	<b>\$0</b>	<b>\$0</b>	<b>\$0</b>	<b>(\$420)</b>
<b>F.T.E. STAFF</b>	<b>0.000</b>	<b>0.000</b>	<b>0.000</b>	<b>0.000</b>	<b>0.000</b>	<b>0.000</b>	<b>0.000</b>	<b>0.000</b>	<b>0.000</b>

<b>NARRATIVE INFORMATION ABOUT DECISION ITEMS SHOWN ABOVE</b>	<b>Expenditures</b>	<b>Revenue</b>	<b>Revenue Over/(Under) Expenses</b>
	\$420	\$0	(\$420)
<b>2021 BUDGET BASE</b>			
<b>2021 EXECUTIVE BUDGET</b>	\$420	\$0	(\$420)

<b>Dept:</b>	Waste & Renewables	89	<b>DANE COUNTY</b>	<b>Fund Name:</b>	Solid Waste
<b>Prgm:</b>	Cleansweep	429/00		<b>Fund No:</b>	4410

## Mission:

To provide an efficient and cost effective hazardous waste disposal and recycling program which protects the environment and conserves natural resources.

## Description:

The Clean Sweep is responsible for the operation of the household hazardous waste program, including public education and the safe disposal and reuse of hazardous products from residents, agricultural operations, and small businesses. Clean Sweep keeps hazardous materials out of landfills and lowers the environmental risks associated with improper disposal, resulting in a cleaner, healthier environment.

	Actual 2019	Adopted 2020	2019 Carry Forward	Board Transfers	Budget As Modified	2020 YTD	Estimated 2020	Department Request
<b>PROGRAM EXPENDITURES</b>								
Personnel Costs	\$185,529	\$241,100	\$0	\$0	\$241,100	\$58,330	\$237,930	\$252,900
Operating Expenses	\$41,540	\$25,900	\$0	\$0	\$25,900	\$10,801	\$49,620	\$34,400
Contractual Services	\$283,034	\$280,000	\$75,316	\$0	\$355,316	\$32,459	\$355,316	\$280,000
Operating Capital	\$0	\$0	\$0	\$0	\$0	\$0	\$0	\$0
<b>TOTAL</b>	<b>\$510,103</b>	<b>\$547,000</b>	<b>\$75,316</b>	<b>\$0</b>	<b>\$622,316</b>	<b>\$101,589</b>	<b>\$642,866</b>	<b>\$567,300</b>
<b>PROGRAM REVENUE</b>								
Taxes	\$0	\$0	\$0	\$0	\$0	\$0	\$0	\$0
Intergovernmental Revenue	\$117,478	\$59,000	\$0	\$0	\$59,000	\$57,238	\$57,239	\$59,000
Licenses & Permits	\$0	\$0	\$0	\$0	\$0	\$0	\$0	\$0
Fines, Forfeits & Penalties	\$0	\$0	\$0	\$0	\$0	\$0	\$0	\$0
Public Charges for Services	\$176,742	\$180,000	\$0	\$0	\$180,000	\$30,916	\$169,274	\$180,000
Intergovernmental Charge for Services	\$0	\$0	\$0	\$0	\$0	\$0	\$0	\$0
Miscellaneous	\$0	\$0	\$0	\$0	\$0	\$0	\$0	\$0
Other Financing Sources	\$0	\$0	\$0	\$0	\$0	\$0	\$0	\$0
<b>TOTAL</b>	<b>\$294,221</b>	<b>\$239,000</b>	<b>\$0</b>	<b>\$0</b>	<b>\$239,000</b>	<b>\$88,154</b>	<b>\$226,513</b>	<b>\$239,000</b>
<b>REVENUE OVER/(UNDER) EXPENSES</b>	<b>(\$215,882)</b>	<b>(\$308,000)</b>			<b>(\$383,316)</b>			<b>(\$328,300)</b>
<b>F.T.E. STAFF</b>	<b>2.000</b>	<b>2.000</b>					<b>2.000</b>	<b>2.000</b>



<b>Dept:</b>	Waste & Renewables	89							<b>Fund Name:</b>	Solid Waste
<b>Prgm:</b>	Cleansweep	429/00							<b>Fund No.:</b>	4410
DI#	2021 Base	Net Decision Items							2021 Executive Budget	
		01	02	03	04	05	06	07		
<b>PROGRAM EXPENDITURES</b>										
Personnel Costs	\$251,400	\$1,500	\$0	\$0	\$0	\$0	\$0	\$0	\$252,900	
Operating Expenses	\$25,900	\$500	\$8,000	\$0	\$0	\$0	\$0	\$0	\$34,400	
Contractual Services	\$280,000	\$0	\$0	\$0	\$0	\$0	\$0	\$0	\$280,000	
Operating Capital	\$0	\$0	\$0	\$0	\$0	\$0	\$0	\$0	\$0	
<b>TOTAL</b>	<b>\$557,300</b>	<b>\$2,000</b>	<b>\$8,000</b>	<b>\$0</b>	<b>\$0</b>	<b>\$0</b>	<b>\$0</b>	<b>\$0</b>	<b>\$567,300</b>	
<b>PROGRAM REVENUE</b>										
Taxes	\$0	\$0	\$0	\$0	\$0	\$0	\$0	\$0	\$0	
Intergovernmental Revenue	\$59,000	\$0	\$0	\$0	\$0	\$0	\$0	\$0	\$59,000	
Licenses & Permits	\$0	\$0	\$0	\$0	\$0	\$0	\$0	\$0	\$0	
Fines, Forfeits & Penalties	\$0	\$0	\$0	\$0	\$0	\$0	\$0	\$0	\$0	
Public Charges for Services	\$180,000	\$0	\$0	\$0	\$0	\$0	\$0	\$0	\$180,000	
Intergovernmental Charge for Services	\$0	\$0	\$0	\$0	\$0	\$0	\$0	\$0	\$0	
Miscellaneous	\$0	\$0	\$0	\$0	\$0	\$0	\$0	\$0	\$0	
Other Financing Sources	\$0	\$0	\$0	\$0	\$0	\$0	\$0	\$0	\$0	
<b>TOTAL</b>	<b>\$239,000</b>	<b>\$0</b>	<b>\$0</b>	<b>\$0</b>	<b>\$0</b>	<b>\$0</b>	<b>\$0</b>	<b>\$0</b>	<b>\$239,000</b>	
<b>REVENUE OVER/(UNDER) EXPENSES</b>	<b>(\$318,300)</b>	<b>(\$2,000)</b>	<b>(\$8,000)</b>	<b>\$0</b>	<b>\$0</b>	<b>\$0</b>	<b>\$0</b>	<b>\$0</b>	<b>(\$328,300)</b>	
<b>F.T.E. STAFF</b>	<b>2.000</b>	<b>0.000</b>	<b>0.000</b>	<b>0.000</b>	<b>0.000</b>	<b>0.000</b>	<b>0.000</b>	<b>0.000</b>	<b>2.000</b>	

NARRATIVE INFORMATION ABOUT DECISION ITEMS SHOWN ABOVE		Expenditures	Revenue	Revenue Over/(Under) Expenses
<b>2021 BUDGET BASE</b>		\$557,300	\$239,000	(\$318,300)
DI #	WR-CSWP-1 Additional Protective Wear and Safety Training			
DEPT	Additional protective wear and training for employees due to COVID and other safety initiatives of Department.	\$2,000	\$0	(\$2,000)
EXEC	Approved as Requested	\$0	\$0	\$0
ADOPTED				\$0
NET DI # WR-CSWP-1		\$2,000	\$0	(\$2,000)

Dept:		Waste & Renewables	89	Fund Name:		Solid Waste
Prgm:		Cleansweep	429/00	Fund No.:		4410
NARRATIVE INFORMATION ABOUT DECISION ITEMS SHOWN ON PREVIOUS PAGE				Expenditures	Revenue	Revenue Over/(Under) Expenses
DI #	WR-CSWP-2	Increasing Operating Expenses				
DEPT	Increased operating expenses at facility.			\$8,000	\$0	(\$8,000)
EXEC	Approved as Requested			\$0	\$0	\$0
ADOPTED						\$0
		NET DI #	WR-CSWP-2	\$8,000	\$0	(\$8,000)
<b>2021 EXECUTIVE BUDGET</b>				\$567,300	\$239,000	(\$328,300)

<b>Dept:</b>	Waste & Renewables	89	<b>DANE COUNTY</b>	<b>Fund Name:</b>	Methane Gas
<b>Prgm:</b>	Methane Gas Operations	430/00		<b>Fund No:</b>	4510

**Mission:**  
 To provide an efficient and cost effective methane gas operation program which protects the environment, conserves natural resources and converts the methane gas by-product of the landfill operations to saleable electricity.

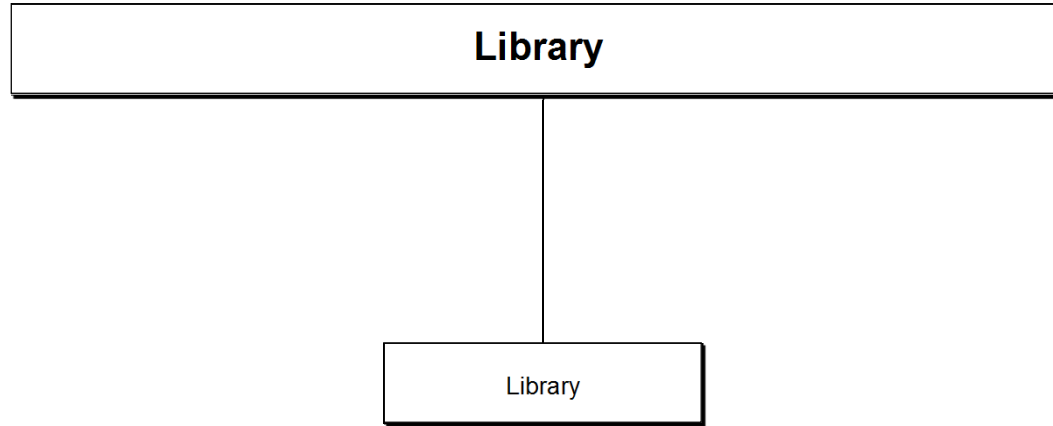
**Description:**  
 The Methane Gas Operations program is responsible for the operation and maintenance of the gas extraction and recovery systems at the County landfill sites, as well as the sale of electricity generated by them .

	Actual 2019	Adopted 2020	2019 Carry Forward	Board Transfers	Budget As Modified	2020 YTD	Estimated 2020	Department Request
<b>PROGRAM EXPENDITURES</b>								
Personnel Costs	\$143,665	\$315,900	\$0	\$0	\$315,900	\$37,485	\$243,693	\$555,600
Operating Expenses	\$3,148,630	\$7,302,750	\$222,280	\$364,150	\$7,889,180	\$914,865	\$7,843,456	\$9,119,997
Contractual Services	\$261,234	\$1,555,200	\$0	\$0	\$1,555,200	\$420,867	\$1,555,200	\$1,667,700
Operating Capital	\$0	\$0	\$0	\$0	\$0	\$0	\$0	\$0
<b>TOTAL</b>	<b>\$3,553,529</b>	<b>\$9,173,850</b>	<b>\$222,280</b>	<b>\$364,150</b>	<b>\$9,760,280</b>	<b>\$1,373,217</b>	<b>\$9,642,349</b>	<b>\$11,343,297</b>
<b>PROGRAM REVENUE</b>								
Taxes	\$0	\$0	\$0	\$0	\$0	\$0	\$0	\$0
Intergovernmental Revenue	\$0	\$0	\$0	\$0	\$0	\$0	\$0	\$0
Licenses & Permits	\$0	\$0	\$0	\$0	\$0	\$0	\$0	\$0
Fines, Forfeits & Penalties	\$0	\$0	\$0	\$0	\$0	\$0	\$0	\$0
Public Charges for Services	\$2,082,062	\$8,755,000	\$0	\$400,000	\$9,155,000	\$2,759,947	\$8,905,878	\$10,155,000
Intergovernmental Charge for Services	\$0	\$0	\$0	\$0	\$0	\$0	\$0	\$0
Miscellaneous	\$239,246	\$2,000	\$0	\$0	\$2,000	\$6,978	\$5,633	\$2,000
Other Financing Sources	\$3,576,690	\$3,432,994	\$0	\$0	\$3,432,994	\$0	\$3,432,994	\$3,984,805
<b>TOTAL</b>	<b>\$5,897,998</b>	<b>\$12,189,994</b>	<b>\$0</b>	<b>\$400,000</b>	<b>\$12,589,994</b>	<b>\$2,766,925</b>	<b>\$12,344,505</b>	<b>\$14,141,805</b>
<b>REVENUE OVER/(UNDER) EXPENSES</b>	<b>\$2,344,469</b>	<b>\$3,016,144</b>			<b>\$2,829,714</b>			<b>\$2,798,508</b>
<b>F.T.E. STAFF</b>	<b>3.000</b>	<b>3.000</b>					<b>3.000</b>	<b>6.000</b>

<b>Dept:</b>	Waste & Renewables	89							<b>Fund Name:</b>	Methane Gas
<b>Prgm:</b>	Methane Gas Operations	430/00							<b>Fund No.:</b>	4510
DI#	2021 Base	Net Decision Items							2021 Executive Budget	
		01	02	03	04	05	06	07		
<b>PROGRAM EXPENDITURES</b>										
Personnel Costs	\$323,600	\$232,000	\$0	\$0	\$0	\$0	\$0	\$0	\$555,600	
Operating Expenses	\$7,876,497	\$6,000	\$1,237,500	(\$90,686)	\$0	\$0	\$0	\$0	\$9,029,311	
Contractual Services	\$1,555,200	(\$337,500)	\$450,000	\$0	\$0	\$0	\$0	\$0	\$1,667,700	
Operating Capital	\$0	\$0	\$0	\$0	\$0	\$0	\$0	\$0	\$0	
<b>TOTAL</b>	<b>\$9,755,297</b>	<b>(\$99,500)</b>	<b>\$1,687,500</b>	<b>(\$90,686)</b>	<b>\$0</b>	<b>\$0</b>	<b>\$0</b>	<b>\$0</b>	<b>\$11,252,611</b>	
<b>PROGRAM REVENUE</b>										
Taxes	\$0	\$0	\$0	\$0	\$0	\$0	\$0	\$0	\$0	
Intergovernmental Revenue	\$0	\$0	\$0	\$0	\$0	\$0	\$0	\$0	\$0	
Licenses & Permits	\$0	\$0	\$0	\$0	\$0	\$0	\$0	\$0	\$0	
Fines, Forfeits & Penalties	\$0	\$0	\$0	\$0	\$0	\$0	\$0	\$0	\$0	
Public Charges for Services	\$8,755,000	\$0	\$1,400,000	\$0	\$0	\$0	\$0	\$0	\$10,155,000	
Intergovernmental Charge for Services	\$0	\$0	\$0	\$0	\$0	\$0	\$0	\$0	\$0	
Miscellaneous	\$2,000	\$0	\$0	\$0	\$0	\$0	\$0	\$0	\$2,000	
Other Financing Sources	\$3,984,805	\$0	\$0	(\$90,686)	\$0	\$0	\$0	\$0	\$3,894,119	
<b>TOTAL</b>	<b>\$12,741,805</b>	<b>\$0</b>	<b>\$1,400,000</b>	<b>(\$90,686)</b>	<b>\$0</b>	<b>\$0</b>	<b>\$0</b>	<b>\$0</b>	<b>\$14,051,119</b>	
<b>REVENUE OVER/(UNDER) EXPENSES</b>	<b>\$2,986,508</b>	<b>\$99,500</b>	<b>(\$287,500)</b>	<b>\$0</b>	<b>\$0</b>	<b>\$0</b>	<b>\$0</b>	<b>\$0</b>	<b>\$2,798,508</b>	
<b>F.T.E. STAFF</b>	<b>3.000</b>	<b>3.000</b>	<b>0.000</b>	<b>0.000</b>	<b>0.000</b>	<b>0.000</b>	<b>0.000</b>	<b>0.000</b>	<b>6.000</b>	

NARRATIVE INFORMATION ABOUT DECISION ITEMS SHOWN ABOVE		Expenditures	Revenue	Revenue Over/(Under) Expenses
<b>2021 BUDGET BASE</b>		\$9,755,297	\$12,741,805	\$2,986,508
DI #	WR-MGO-1 Adjustment of Personnel and Operational Costs			
DEPT	Since commissioning of the Renewable Natural Gas (RNG) Plant in April 2019, the operations have been contracted out to a third party. DI #1 includes the personnel needed to operate the plant. When this transition occurs, the additional personnel costs will be offset by reductions in the O&M contract.	(\$99,500)	\$0	\$99,500
EXEC	Approved as Requested	\$0	\$0	\$0
ADOPTED				\$0
NET DI # WR-MGO-1		(\$99,500)	\$0	\$99,500

Dept:		Waste & Renewables	89	Fund Name:		Methane Gas
Prgm:		Methane Gas Operations	430/00	Fund No.:		4510
NARRATIVE INFORMATION ABOUT DECISION ITEMS SHOWN ON PREVIOUS PAGE				Expenditures	Revenue	Revenue Over/(Under) Expenses
DI #	WR-MGO-2	Adjustment to Operating Amounts				
DEPT	Adjust budgeted revenues and expenditures based on the costs experienced during the first year of operation. Revenues for the first year of operation were strong and stable RIN (renewable energy credits) prices are anticipated into 2021. The first year and a half of operations included high operational costs related to H2S removal and additional operational expenses as a result of operating equipment with			\$1,687,500	\$1,400,000	(\$287,500)
EXEC	Approved as Requested			\$0	\$0	\$0
ADOPTED						\$0
NET DI # WR-MGO-2				\$1,687,500	\$1,400,000	(\$287,500)
DI #	WR-MGO-3	2021 Final Debt Service				
DEPT				\$0	\$0	\$0
EXEC	Modify expenditures and revenues to reflect final calculation of 2021 County debt service.			(\$90,686)	(\$90,686)	\$0
ADOPTED						\$0
NET DI # WR-MGO-3				(\$90,686)	(\$90,686)	\$0
<b>2021 EXECUTIVE BUDGET</b>				\$11,252,611	\$14,051,119	\$2,798,508



<b>Dept:</b> Library	68	<b>DANE COUNTY</b>	<b>Fund Name:</b> Library Fund
<b>Prgm:</b> Library	000/00		<b>Fund No:</b> 2410

**Mission:**  
The Dane County Library Service is dedicated to providing public library services for all 92,000 residents of Dane County's towns, the villages of Blue Mounds, Brooklyn, Cottage Grove, Dane, Maple Bluff, Rockdale, and Shorewood Hills.

**Description:**  
Dane County Library Service offers a range of library services to all residents of towns and villages upon which the county library tax is levied. These residents are free to use any municipal public library through a system of reimbursement contracts. The Bookmobile provides mobile library service to 16 communities with weekly service, as well as a dynamic Summer Reading Program. Daily delivery service to municipal libraries is provided through South Central Library System. Delivery costs are managed and billed to Dane County libraries through DCLS. Specialized Outreach programs provide age-appropriate books and curriculum kits to children enrolled in licensed and registered daycare through a partnership with those providers. DCLS Outreach coordinates services and library material delivery to residents of senior living facilities, residential care facilities, and patrons who cannot leave their homes. County residents have remote access to a rich collection of electronic resources including downloadable audio and ebooks. The Dream Bus provides mobile services to isolated urban areas. These services are reimbursed by the municipal bodies that receive them.

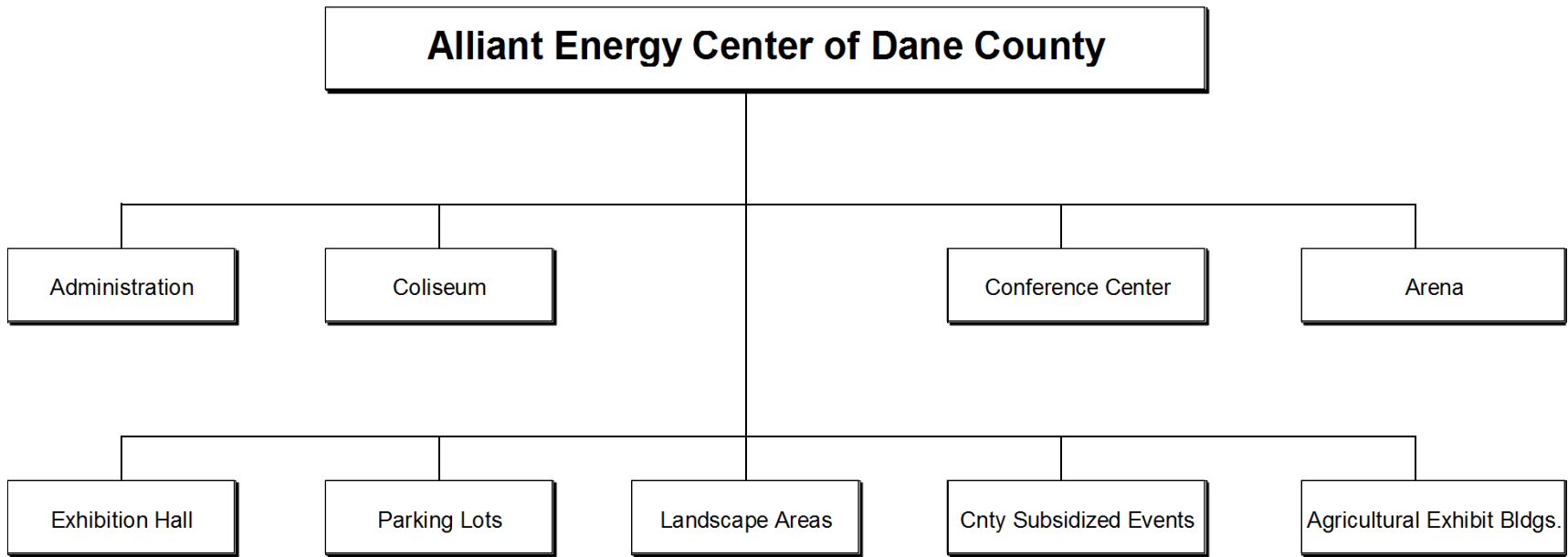
	Actual 2019	Adopted 2020	2019 Carry Forward	Board Transfers	Budget As Modified	2020 YTD	Estimated 2020	Department Request
<b>PROGRAM EXPENDITURES</b>								
Personnel Costs	\$697,514	\$774,000	\$0	\$0	\$774,000	\$205,765	\$738,617	\$785,300
Operating Expenses	\$225,418	\$263,659	\$6,298	\$0	\$269,957	\$62,786	\$216,978	\$259,059
Contractual Services	\$4,830,486	\$5,163,055	\$0	\$0	\$5,163,055	\$415,579	\$5,142,916	\$5,479,708
Operating Capital	\$0	\$0	\$0	\$0	\$0	\$0	\$0	\$0
<b>TOTAL</b>	<b>\$5,753,418</b>	<b>\$6,200,714</b>	<b>\$6,298</b>	<b>\$0</b>	<b>\$6,207,012</b>	<b>\$684,130</b>	<b>\$6,098,511</b>	<b>\$6,524,067</b>
<b>PROGRAM REVENUE</b>								
Taxes	\$0	\$0	\$0	\$0	\$0	\$0	\$0	\$0
Intergovernmental Revenue	\$451,235	\$582,700	\$0	\$0	\$582,700	\$0	\$584,812	\$615,380
Licenses & Permits	\$0	\$0	\$0	\$0	\$0	\$0	\$0	\$0
Fines, Forfeits & Penalties	\$0	\$0	\$0	\$0	\$0	\$0	\$0	\$0
Public Charges for Services	\$77,653	\$60,800	\$0	\$0	\$60,800	\$0	\$60,800	\$60,800
Intergovernmental Charge for Services	\$0	\$0	\$0	\$0	\$0	\$0	\$0	\$0
Miscellaneous	\$0	\$0	\$0	\$0	\$0	\$0	\$0	\$0
Other Financing Sources	\$0	\$0	\$0	\$0	\$0	\$0	\$0	\$0
<b>TOTAL</b>	<b>\$528,888</b>	<b>\$643,500</b>	<b>\$0</b>	<b>\$0</b>	<b>\$643,500</b>	<b>\$0</b>	<b>\$645,612</b>	<b>\$676,180</b>
<b>TAX LEVY SUPPORT</b>	<b>\$5,224,530</b>	<b>\$5,557,214</b>			<b>\$5,563,512</b>			<b>\$5,847,887</b>
<b>F.T.E. STAFF</b>	<b>7.050</b>	<b>7.050</b>					<b>7.050</b>	<b>7.050</b>

<b>Dept:</b> Library	68							<b>Fund Name:</b> Library Fund	
<b>Prgm:</b> Library	000/00							<b>Fund No.:</b> 2410	
DI#	2021 Base	Net Decision Items							2021 Executive Budget
		01	02	03	04	05	06	07	
<b>PROGRAM EXPENDITURES</b>									
Personnel Costs	\$792,900	\$0	(\$6,600)	(\$1,000)	\$0	\$0	\$0	\$0	\$785,300
Operating Expenses	\$263,659	\$0	(\$2,500)	(\$2,069)	\$0	\$0	\$0	\$0	\$259,090
Contractual Services	\$5,165,855	\$313,853	\$0	\$0	\$23,609	\$0	\$0	\$0	\$5,503,317
Operating Capital	\$0	\$0	\$0	\$0	\$0	\$0	\$0	\$0	\$0
<b>TOTAL</b>	<b>\$6,222,414</b>	<b>\$313,853</b>	<b>(\$9,100)</b>	<b>(\$3,069)</b>	<b>\$23,609</b>	<b>\$0</b>	<b>\$0</b>	<b>\$0</b>	<b>\$6,547,707</b>
<b>PROGRAM REVENUE</b>									
Taxes	\$0	\$0	\$0	\$0	\$0	\$0	\$0	\$0	\$0
Intergovernmental Revenue	\$582,700	\$25,580	\$7,100	\$0	\$0	\$0	\$0	\$0	\$615,380
Licenses & Permits	\$0	\$0	\$0	\$0	\$0	\$0	\$0	\$0	\$0
Fines, Forfeits & Penalties	\$0	\$0	\$0	\$0	\$0	\$0	\$0	\$0	\$0
Public Charges for Services	\$60,800	\$0	\$0	\$0	\$0	\$0	\$0	\$0	\$60,800
Intergovernmental Charge for Services	\$0	\$0	\$0	\$0	\$0	\$0	\$0	\$0	\$0
Miscellaneous	\$0	\$0	\$0	\$0	\$0	\$0	\$0	\$0	\$0
Other Financing Sources	\$0	\$0	\$0	\$0	\$0	\$0	\$0	\$0	\$0
<b>TOTAL</b>	<b>\$643,500</b>	<b>\$25,580</b>	<b>\$7,100</b>	<b>\$0</b>	<b>\$0</b>	<b>\$0</b>	<b>\$0</b>	<b>\$0</b>	<b>\$676,180</b>
<b>TAX LEVY SUPPORT</b>	<b>\$5,578,914</b>	<b>\$288,273</b>	<b>(\$16,200)</b>	<b>(\$3,069)</b>	<b>\$23,609</b>	<b>\$0</b>	<b>\$0</b>	<b>\$0</b>	<b>\$5,871,527</b>
<b>F.T.E. STAFF</b>	<b>7.050</b>	<b>0.000</b>	<b>0.000</b>	<b>0.000</b>	<b>0.000</b>	<b>0.000</b>	<b>0.000</b>	<b>0.000</b>	<b>7.050</b>

NARRATIVE INFORMATION ABOUT DECISION ITEMS SHOWN ABOVE		Expenditures	Revenue	Tax Levy Support
<b>2021 BUDGET BASE</b>		\$6,222,414	\$643,500	\$5,578,914
DI #	LBRY-LBRY-1                      Payments to Libraries			
DEPT	Increase expenditures for payments to municipal libraries serving residents taxed by the county for library service. This continues the practice of reimbursing libraries in Dane County at 100% as well as meeting its obligation under state law to reimburse libraries in adjacent counties.	\$313,853	\$25,580	\$288,273
EXEC	Approved as Requested	\$0	\$0	\$0
ADOPTED				\$0
NET DI #    LBRY-LBRY-1		\$313,853	\$25,580	\$288,273



Dept:	Library	68	Fund Name:	Library Fund	
Prgm:	Library	000/00	Fund No.:	2410	
NARRATIVE INFORMATION ABOUT DECISION ITEMS SHOWN ON PREVIOUS PAGE			Expenditures	Revenue	Tax Levy Support
DI #	LBRY-LBRY-2	Adjust Expenditures/Revenues for Dream Bus Program			
DEPT	Continued funding of Dream Bus partnership program between the Dane County Library Service and Madison Public Library.		(\$9,100)	\$7,100	(\$16,200)
EXEC	Approved as Requested		\$0	\$0	\$0
ADOPTED					\$0
NET DI # LBRY-LBRY-2			(\$9,100)	\$7,100	(\$16,200)
DI #	LBRY-LBRY-3	Adjust Expenditures			
DEPT	Reductions in various operational lines.		(\$3,100)	\$0	(\$3,100)
EXEC	Approve as requested. Also, modify expenditures to reflect final calculation of 2021 County debt service.		\$31	\$0	\$31
ADOPTED					\$0
NET DI # LBRY-LBRY-3			(\$3,069)	\$0	(\$3,069)
DI #	LBRY-LBRY-4	Indirect Cost Plan			
DEPT			\$0	\$0	\$0
EXEC	Modify expenditures and revenues to reflect receipt of County's most recently completed Indirect Cost Allocation Plan.		\$23,609	\$0	\$23,609
ADOPTED					\$0
NET DI # LBRY-LBRY-4			\$23,609	\$0	\$23,609
<b>2021 EXECUTIVE BUDGET</b>			<b>\$6,547,707</b>	<b>\$676,180</b>	<b>\$5,871,527</b>



<b>Dept:</b>	Alliant Energy Center of Dane County	92	<b>DANE COUNTY</b>	<b>Fund Name:</b>	General Fund
<b>Prgm:</b>	Administration	110/00		<b>Fund No:</b>	1110

**Mission:**  
The Alliant Energy Center will effectively and efficiently meet the public assembly needs of all Dane County to do business, pursue recreation, be entertained, and otherwise gather for purposes positively beneficial to life in the County of Dane, WI.

**Description:**  
The Alliant Energy Center complex encompasses over 160 acres of land, a variety of multi-purpose buildings and paved parking for over 5,800 cars. The Center provides a variety of activities for the citizens of Dane County, the State of Wisconsin, and neighboring states. Events include conventions, consumer shows, amateur sports, concerts, family shows, trade shows, agricultural events, youth hockey events, outdoor festivals, banquets, retail sales, and other activities such as the World Dairy Expo, The Midwest Horse Fair, and the Dane County Fair. Annual attendance at Center activities is approximately 1 million people. The Administration of the Center includes Event Service & Operations Service; Sales, Promotions and Public Relations; General Administration; and Physical Plant divisions. Approximately 12% of the Center's Administration expense budget is indirect charges from the Dane County General Fund. Expenses associated with 7,400 square feet of the Center's Administration Building are included in this cost center.

	Actual 2019	Adopted 2020	2019 Carry Forward	Board Transfers	Budget As Modified	2020 YTD	Estimated 2020	Department Request
<b>PROGRAM EXPENDITURES</b>								
Personnel Costs	\$1,582,623	\$1,641,800	\$0	\$0	\$1,641,800	\$627,378	\$1,673,917	\$1,734,000
Operating Expenses	\$520,806	\$501,428	\$48,358	\$0	\$549,786	\$89,222	\$567,628	\$573,928
Contractual Services	\$354,742	\$354,973	\$0	\$0	\$354,973	\$149,351	\$355,673	\$359,473
Operating Capital	\$144	\$0	\$60,834	\$0	\$60,834	\$0	\$60,834	\$0
<b>TOTAL</b>	<b>\$2,458,314</b>	<b>\$2,498,201</b>	<b>\$109,192</b>	<b>\$0</b>	<b>\$2,607,393</b>	<b>\$865,951</b>	<b>\$2,658,052</b>	<b>\$2,667,401</b>
<b>PROGRAM REVENUE</b>								
Taxes	\$0	\$0	\$0	\$0	\$0	\$0	\$0	\$0
Intergovernmental Revenue	\$0	\$0	\$0	\$0	\$0	\$0	\$0	\$0
Licenses & Permits	\$0	\$0	\$0	\$0	\$0	\$0	\$0	\$0
Fines, Forfeits & Penalties	\$0	\$0	\$0	\$0	\$0	\$0	\$0	\$0
Public Charges for Services	\$391,456	\$371,500	\$0	\$0	\$371,500	\$0	\$440,000	\$448,000
Intergovernmental Charge for Services	\$0	\$0	\$0	\$0	\$0	\$0	\$0	\$0
Miscellaneous	\$275	\$100	\$0	\$0	\$100	\$3,105	\$3,104	\$100
Other Financing Sources	\$0	\$0	\$0	\$0	\$0	\$0	\$0	\$0
<b>TOTAL</b>	<b>\$391,731</b>	<b>\$371,600</b>	<b>\$0</b>	<b>\$0</b>	<b>\$371,600</b>	<b>\$3,105</b>	<b>\$443,104</b>	<b>\$448,100</b>
<b>REVENUE OVER/(UNDER) EXPENSES</b>	<b>(\$2,066,583)</b>	<b>(\$2,126,601)</b>			<b>(\$2,235,793)</b>			<b>(\$2,219,301)</b>
<b>F.T.E. STAFF</b>	<b>11.000</b>	<b>11.000</b>					<b>11.000</b>	<b>15.000</b>

Dept: Alliant Energy Center of Dane County		92		Fund Name: General Fund					
Prgm: Administration		110/00		Fund No.: 1110					
DI#	2021 Base	Net Decision Items							2021 Executive Budget
		01	02	03	04	05	06	07	
<b>PROGRAM EXPENDITURES</b>									
Personnel Costs	\$1,625,300	\$0	\$0	\$108,700	\$0	\$0	\$0	\$0	\$1,734,000
Operating Expenses	\$501,428	\$21,599	\$76,300	(\$25,400)	\$0	\$0	\$0	\$0	\$573,927
Contractual Services	\$355,373	\$12,000	\$1,400	(\$9,300)	\$26,327	\$0	\$0	\$0	\$385,800
Operating Capital	\$0	\$0	\$0	\$0	\$0	\$0	\$0	\$0	\$0
<b>TOTAL</b>	<b>\$2,482,101</b>	<b>\$33,599</b>	<b>\$77,700</b>	<b>\$74,000</b>	<b>\$26,327</b>	<b>\$0</b>	<b>\$0</b>	<b>\$0</b>	<b>\$2,693,727</b>
<b>PROGRAM REVENUE</b>									
Taxes	\$0	\$0	\$0	\$0	\$0	\$0	\$0	\$0	\$0
Intergovernmental Revenue	\$0	\$0	\$0	\$0	\$0	\$0	\$0	\$0	\$0
Licenses & Permits	\$0	\$0	\$0	\$0	\$0	\$0	\$0	\$0	\$0
Fines, Forfeits & Penalties	\$0	\$0	\$0	\$0	\$0	\$0	\$0	\$0	\$0
Public Charges for Services	\$371,500	\$0	\$76,500	\$0	\$0	\$0	\$0	\$0	\$448,000
Intergovernmental Charge for Services	\$0	\$0	\$0	\$0	\$0	\$0	\$0	\$0	\$0
Miscellaneous	\$100	\$0	\$0	\$0	\$0	\$0	\$0	\$0	\$100
Other Financing Sources	\$0	\$0	\$0	\$0	\$0	\$0	\$0	\$0	\$0
<b>TOTAL</b>	<b>\$371,600</b>	<b>\$0</b>	<b>\$76,500</b>	<b>\$0</b>	<b>\$0</b>	<b>\$0</b>	<b>\$0</b>	<b>\$0</b>	<b>\$448,100</b>
<b>REVENUE OVER/(UNDER) EXPENSES</b>	<b>(\$2,110,501)</b>	<b>(\$33,599)</b>	<b>(\$1,200)</b>	<b>(\$74,000)</b>	<b>(\$26,327)</b>	<b>\$0</b>	<b>\$0</b>	<b>\$0</b>	<b>(\$2,245,627)</b>
F.T.E. STAFF	11.000	0.000	0.000	4.000	0.000	0.000	0.000	0.000	15.000

NARRATIVE INFORMATION ABOUT DECISION ITEMS SHOWN ABOVE		Expenditures	Revenue	Revenue Over/(Under) Expenses
<b>2021 BUDGET BASE</b>		\$2,482,101	\$371,600	(\$2,110,501)
DI #	AEC-ADMN-1 Event Changes			
DEPT	This decision item reflects the changes in events that have occurred over the last year for 2020 and the projected changes for 2021. Budgeted revenue and expenses are adjusted to meet the current projections.	\$33,600	\$0	(\$33,600)
EXEC	Approve as requested. Also, modify expenditures to reflect final calculation of 2021 County debt service.	(\$1)	\$0	\$1
ADOPTED				\$0
NET DI # AEC-ADMN-1		\$33,599	\$0	(\$33,599)

Dept: Alliant Energy Center of Dane County 92		Fund Name: General Fund		
Prgm: Administration 110/00		Fund No.: 1110		
NARRATIVE INFORMATION ABOUT DECISION ITEMS SHOWN ON PREVIOUS PAGE		Expenditures	Revenue	Revenue Over/(Under) Expenses
DI #	AEC-ADMN-2 Inflation			
DEPT	This decision item adjusts revenues for the increases in existing contracts for 2021, as well as increases selected operating and contractual expenses by 3%.	\$77,700	\$76,500	(\$1,200)
EXEC	Approved as Requested	\$0	\$0	\$0
ADOPTED				\$0
NET DI # AEC-ADMN-2		\$77,700	\$76,500	(\$1,200)
DI #	AEC-ADMN-3 Staff Reorganization			
DEPT	Reorganization of Alliant Energy Center staffing to address priority needs based on changing technologies and event needs, increase efficiency, reduce staffing costs, add flexibility, and improve customer service.	\$74,000	\$0	(\$74,000)
EXEC	Approved as Requested	\$0	\$0	\$0
ADOPTED				\$0
NET DI # AEC-ADMN-3		\$74,000	\$0	(\$74,000)
DI #	AEC-ADMN-4 Indirect Cost Plan			
DEPT		\$0	\$0	\$0
EXEC	Modify expenditures and revenues to reflect receipt of County's most recently completed Indirect Cost Allocation Plan.	\$26,327	\$0	(\$26,327)
ADOPTED				\$0
NET DI # AEC-ADMN-4		\$26,327	\$0	(\$26,327)
<b>2021 EXECUTIVE BUDGET</b>		<b>\$2,693,727</b>	<b>\$448,100</b>	<b>(\$2,245,627)</b>

<b>Dept:</b>	Alliant Energy Center of Dane County	92	<b>DANE COUNTY</b>	<b>Fund Name:</b>	General Fund
<b>Prgrm:</b>	Coliseum	508/00		<b>Fund No:</b>	1110

**Mission:**  
The Alliant Energy Center will effectively and efficiently meet the public assembly needs of all Dane County to do business, pursue recreation, be entertained, and otherwise gather for purposes positively beneficial to life in the County of Dane, WI.

**Description:**  
The Veterans Memorial Coliseum is a multi-purpose arena with 7,700 permanent seats and a capacity of 10,200. The Coliseum cost center identifies by category the direct revenue and expenses for the facility. Activities and functions conducted in the Coliseum include sporting & entertainment events, touring trade shows, conventions, motor sports events, consumer expositions, major livestock events, concerts, and retail sales events.

	Actual 2019	Adopted 2020	2019 Carry Forward	Board Transfers	Budget As Modified	2020 YTD	Estimated 2020	Department Request
<b>PROGRAM EXPENDITURES</b>								
Personnel Costs	\$796,525	\$788,500	\$0	\$0	\$788,500	\$292,637	\$558,431	\$757,400
Operating Expenses	\$619,807	\$1,006,450	\$0	\$0	\$1,006,450	\$154,929	\$692,950	\$981,850
Contractual Services	\$726,887	\$531,100	\$0	\$0	\$531,100	\$74,542	\$175,480	\$504,600
Operating Capital	\$0	\$0	\$0	\$0	\$0	\$0	\$0	\$20,000
<b>TOTAL</b>	<b>\$2,143,219</b>	<b>\$2,326,050</b>	<b>\$0</b>	<b>\$0</b>	<b>\$2,326,050</b>	<b>\$522,108</b>	<b>\$1,426,861</b>	<b>\$2,263,850</b>
<b>PROGRAM REVENUE</b>								
Taxes	\$0	\$0	\$0	\$0	\$0	\$0	\$0	\$0
Intergovernmental Revenue	\$20,300	\$18,200	\$0	\$0	\$18,200	\$3,384	\$8,384	\$18,200
Licenses & Permits	\$0	\$0	\$0	\$0	\$0	\$0	\$0	\$0
Fines, Forfeits & Penalties	\$0	\$0	\$0	\$0	\$0	\$0	\$0	\$0
Public Charges for Services	\$2,565,088	\$2,484,500	\$0	\$0	\$2,484,500	\$580,696	\$628,968	\$2,571,500
Intergovernmental Charge for Services	\$0	\$0	\$0	\$0	\$0	\$0	\$0	\$0
Miscellaneous	\$64,478	\$53,900	\$0	\$0	\$53,900	\$31,677	\$31,530	\$24,400
Other Financing Sources	\$0	\$0	\$0	\$0	\$0	\$0	\$0	\$0
<b>TOTAL</b>	<b>\$2,649,866</b>	<b>\$2,556,600</b>	<b>\$0</b>	<b>\$0</b>	<b>\$2,556,600</b>	<b>\$615,756</b>	<b>\$668,882</b>	<b>\$2,614,100</b>
<b>REVENUE OVER/(UNDER) EXPENSES</b>	<b>\$506,647</b>	<b>\$230,550</b>			<b>\$230,550</b>			<b>\$350,250</b>
<b>F.T.E. STAFF</b>	<b>5.300</b>	<b>5.300</b>					<b>5.300</b>	<b>5.300</b>

<b>Dept:</b>	Alliant Energy Center of Dane County	92							<b>Fund Name:</b>	General Fund
<b>Prgm:</b>	Coliseum	508/00							<b>Fund No.:</b>	1110
	2021	<b>Net Decision Items</b>							2021 Executive	
<b>DI#</b>	<b>Base</b>	<b>01</b>	<b>02</b>	<b>03</b>	<b>04</b>	<b>05</b>	<b>06</b>	<b>07</b>	<b>Budget</b>	
<b>PROGRAM EXPENDITURES</b>										
Personnel Costs	\$765,900	\$68,700	\$0	(\$77,200)	\$0	(\$189,000)	\$0	\$0	\$568,400	
Operating Expenses	\$1,006,450	(\$34,526)	\$10,300	\$0	\$0	\$0	\$0	\$0	\$982,224	
Contractual Services	\$534,900	\$0	\$3,500	(\$33,800)	\$0	(\$191,400)	\$0	\$0	\$313,200	
Operating Capital	\$0	\$0	\$0	\$0	\$20,000	\$10,000	\$0	\$0	\$30,000	
<b>TOTAL</b>	<b>\$2,307,250</b>	<b>\$34,174</b>	<b>\$13,800</b>	<b>(\$111,000)</b>	<b>\$20,000</b>	<b>(\$370,400)</b>	<b>\$0</b>	<b>\$0</b>	<b>\$1,893,824</b>	
<b>PROGRAM REVENUE</b>										
Taxes	\$0	\$0	\$0	\$0	\$0	\$0	\$0	\$0	\$0	
Intergovernmental Revenue	\$18,200	\$0	\$0	\$0	\$0	\$0	\$0	\$0	\$18,200	
Licenses & Permits	\$0	\$0	\$0	\$0	\$0	\$0	\$0	\$0	\$0	
Fines, Forfeits & Penalties	\$0	\$0	\$0	\$0	\$0	\$0	\$0	\$0	\$0	
Public Charges for Services	\$2,484,500	\$77,400	\$9,600	\$0	\$0	(\$1,182,200)	\$0	\$0	\$1,389,300	
Intergovernmental Charge for Services	\$0	\$0	\$0	\$0	\$0	\$0	\$0	\$0	\$0	
Miscellaneous	\$53,900	(\$29,500)	\$0	\$0	\$0	(\$12,500)	\$0	\$0	\$11,900	
Other Financing Sources	\$0	\$0	\$0	\$0	\$0	\$0	\$0	\$0	\$0	
<b>TOTAL</b>	<b>\$2,556,600</b>	<b>\$47,900</b>	<b>\$9,600</b>	<b>\$0</b>	<b>\$0</b>	<b>(\$1,194,700)</b>	<b>\$0</b>	<b>\$0</b>	<b>\$1,419,400</b>	
<b>REVENUE OVER/(UNDER) EXPENSES</b>	<b>\$249,350</b>	<b>\$13,726</b>	<b>(\$4,200)</b>	<b>\$111,000</b>	<b>(\$20,000)</b>	<b>(\$824,300)</b>	<b>\$0</b>	<b>\$0</b>	<b>(\$474,424)</b>	
<b>F.T.E. STAFF</b>	<b>5.300</b>	<b>0.000</b>	<b>0.000</b>	<b>0.000</b>	<b>0.000</b>	<b>0.000</b>	<b>0.000</b>	<b>0.000</b>	<b>5.300</b>	

<b>NARRATIVE INFORMATION ABOUT DECISION ITEMS SHOWN ABOVE</b>		Expenditures	Revenue	Revenue Over/(Under) Expenses
<b>2021 BUDGET BASE</b>		\$2,307,250	\$2,556,600	\$249,350
DI #	AEC-COLS-1			
DEPT	Event Changes			
	This decision item reflects the changes in events that have occurred over the last year for 2020 and the projected changes for 2021. Budgeted revenue and expenses are adjusted to meet the current projections.	\$33,800	\$47,900	\$14,100
EXEC	Approve as requested. Also, modify expenditures to reflect final calculation of 2021 County debt service.	\$374	\$0	(\$374)
ADOPTED				\$0
	<b>NET DI # AEC-COLS-1</b>	<b>\$34,174</b>	<b>\$47,900</b>	<b>\$13,726</b>

Dept: Alliant Energy Center of Dane County 92		Fund Name: General Fund		
Prgm: Coliseum 508/00		Fund No.: 1110		
NARRATIVE INFORMATION ABOUT DECISION ITEMS SHOWN ON PREVIOUS PAGE		Expenditures	Revenue	Revenue Over/(Under) Expenses
DI #	AEC-COLS-2 Inflation			
DEPT	This decision item adjusts revenues for the increases in existing contracts for 2021, as well as increases selected operating and contractual expenses by 3%.	\$13,800	\$9,600	(\$4,200)
EXEC	Approved as Requested	\$0	\$0	\$0
ADOPTED				\$0
NET DI # AEC-COLS-2		\$13,800	\$9,600	(\$4,200)
DI #	AEC-COLS-3 Staff Reorganization			
DEPT	Reorganization of Alliant Energy Center staff to address priority needs based on changing technologies and event needs, increase efficiency, reduce staffing costs, add flexibility, and improve customer service.	(\$111,000)	\$0	\$111,000
EXEC	Approved as Requested	\$0	\$0	\$0
ADOPTED				\$0
NET DI # AEC-COLS-3		(\$111,000)	\$0	\$111,000
DI #	AEC-COLS-4 Building & Equipment Upgrades			
DEPT	Operating capital to address the ongoing deferred maintenance and technology needs of the Alliant Energy Center's buildings and equipment. The Center must keep up with high customer expectations to remain competitive in today's competitive conference and convention market.	\$20,000	\$0	(\$20,000)
EXEC	Approved as Requested	\$0	\$0	\$0
ADOPTED				\$0
NET DI # AEC-COLS-4		\$20,000	\$0	(\$20,000)



<b>Dept:</b>	Alliant Energy Center of Dane County 92	<b>Fund Name:</b>	General Fund
<b>Prgm:</b>	Coliseum 508/00	<b>Fund No.:</b>	1110
<b>NARRATIVE INFORMATION ABOUT DECISION ITEMS SHOWN ON PREVIOUS PAGE</b>		Expenditures	Revenue
			Revenue Over/(Under) Expenses
DI #	AEC-COLS-5 Pandemic Related Changes		
DEPT		\$0	\$0
EXEC	Modify expenditures and revenues at the Alliant Energy Center to recognize the pandemic-related downturn in normal operations due to COVID-19.	(\$370,400)	(\$1,194,700)
ADOPTED			\$0
	NET DI # AEC-COLS-5	(\$370,400)	(\$1,194,700)
<b>2021 EXECUTIVE BUDGET</b>		\$1,893,824	\$1,419,400
			(\$474,424)

<b>Dept:</b>	Alliant Energy Center of Dane County	92	<b>DANE COUNTY</b>	<b>Fund Name:</b>	General Fund
<b>Prgm:</b>	Exhibition Hall	510/00		<b>Fund No:</b>	1110

**Mission:**  
The Alliant Energy Center will effectively and efficiently meet the public assembly needs of all Dane County to do business, pursue recreation, be entertained, and otherwise gather for purposes positively beneficial to life in the County of Dane, WI.

**Description:**  
The Exhibition Hall offers 100,000 square feet of continuous floor area plus approximately 30,000 square feet of lobby space. Activities and functions conducted in this facility include conventions, banquets, trade shows, consumer shows, antique shows and a variety of entertainment events such as dances, stage presentations and smaller concerts. Among the events that use the entire Hall are: World Dairy Expo, Midwest Horse Fair, Madison Area Builders Home Show, Deer and Turkey Expo, Dane County RV Show, Quilt Show, Canoeopia, Garden Expo, and Madison Fishing Expo.

	Actual 2019	Adopted 2020	2019 Carry Forward	Board Transfers	Budget As Modified	2020 YTD	Estimated 2020	Department Request
<b>PROGRAM EXPENDITURES</b>								
Personnel Costs	\$1,519,068	\$1,675,300	\$0	\$0	\$1,675,300	\$403,919	\$978,115	\$1,555,700
Operating Expenses	\$743,284	\$759,886	\$1,951	\$0	\$761,837	\$188,226	\$435,486	\$756,286
Contractual Services	\$108,520	\$105,200	\$20,000	\$0	\$125,200	\$21,691	\$77,920	\$86,500
Operating Capital	\$0	\$0	\$280,000	\$0	\$280,000	\$0	\$0	\$60,000
<b>TOTAL</b>	<b>\$2,370,872</b>	<b>\$2,540,386</b>	<b>\$301,951</b>	<b>\$0</b>	<b>\$2,842,337</b>	<b>\$613,836</b>	<b>\$1,491,521</b>	<b>\$2,458,486</b>
<b>PROGRAM REVENUE</b>								
Taxes	\$0	\$0	\$0	\$0	\$0	\$0	\$0	\$0
Intergovernmental Revenue	\$72,086	\$72,800	\$0	\$0	\$72,800	\$13,535	\$31,035	\$72,800
Licenses & Permits	\$0	\$0	\$0	\$0	\$0	\$0	\$0	\$0
Fines, Forfeits & Penalties	\$0	\$0	\$0	\$0	\$0	\$0	\$0	\$0
Public Charges for Services	\$4,725,381	\$4,935,100	\$300,000	\$0	\$5,235,100	\$1,225,288	\$1,233,751	\$4,500,200
Intergovernmental Charge for Services	\$0	\$0	\$0	\$0	\$0	\$0	\$0	\$0
Miscellaneous	\$292,777	\$264,100	\$0	\$0	\$264,100	\$20,375	\$20,021	\$273,600
Other Financing Sources	\$0	\$0	\$0	\$0	\$0	\$0	\$0	\$0
<b>TOTAL</b>	<b>\$5,090,244</b>	<b>\$5,272,000</b>	<b>\$300,000</b>	<b>\$0</b>	<b>\$5,572,000</b>	<b>\$1,259,197</b>	<b>\$1,284,807</b>	<b>\$4,846,600</b>
<b>REVENUE OVER/(UNDER) EXPENSES</b>	<b>\$2,719,372</b>	<b>\$2,731,614</b>			<b>\$2,729,663</b>			<b>\$2,388,114</b>
<b>F.T.E. STAFF</b>	<b>10.800</b>	<b>10.800</b>					<b>10.800</b>	<b>10.800</b>

<b>Dept:</b>	Alliant Energy Center of Dane County	92							<b>Fund Name:</b>	General Fund
<b>Prgm:</b>	Exhibition Hall	510/00							<b>Fund No.:</b>	1110
DI#	2021 Base	Net Decision Items							2021 Executive Budget	
		01	02	03	04	05	06	07		
<b>PROGRAM EXPENDITURES</b>										
Personnel Costs	\$1,687,800	\$32,400	\$0	(\$164,500)	\$0	(\$355,400)	\$0	\$0	\$1,200,300	
Operating Expenses	\$759,886	(\$13,781)	\$8,900	\$0	\$0	\$0	\$0	\$0	\$755,005	
Contractual Services	\$109,100	\$0	\$1,100	(\$23,700)	\$0	\$0	\$0	\$0	\$86,500	
Operating Capital	\$0	\$0	\$0	\$0	\$60,000	\$40,000	\$0	\$0	\$100,000	
<b>TOTAL</b>	<b>\$2,556,786</b>	<b>\$18,619</b>	<b>\$10,000</b>	<b>(\$188,200)</b>	<b>\$60,000</b>	<b>(\$315,400)</b>	<b>\$0</b>	<b>\$0</b>	<b>\$2,141,805</b>	
<b>PROGRAM REVENUE</b>										
Taxes	\$0	\$0	\$0	\$0	\$0	\$0	\$0	\$0	\$0	
Intergovernmental Revenue	\$72,800	\$0	\$0	\$0	\$0	\$0	\$0	\$0	\$72,800	
Licenses & Permits	\$0	\$0	\$0	\$0	\$0	\$0	\$0	\$0	\$0	
Fines, Forfeits & Penalties	\$0	\$0	\$0	\$0	\$0	\$0	\$0	\$0	\$0	
Public Charges for Services	\$4,935,100	(\$444,500)	\$9,600	\$0	\$0	(\$1,910,900)	\$0	\$0	\$2,589,300	
Intergovernmental Charge for Services	\$0	\$0	\$0	\$0	\$0	\$0	\$0	\$0	\$0	
Miscellaneous	\$264,100	\$9,500	\$0	\$0	\$0	(\$47,100)	\$0	\$0	\$226,500	
Other Financing Sources	\$0	\$0	\$0	\$0	\$0	\$0	\$0	\$0	\$0	
<b>TOTAL</b>	<b>\$5,272,000</b>	<b>(\$435,000)</b>	<b>\$9,600</b>	<b>\$0</b>	<b>\$0</b>	<b>(\$1,958,000)</b>	<b>\$0</b>	<b>\$0</b>	<b>\$2,888,600</b>	
<b>REVENUE OVER/(UNDER) EXPENSES</b>	<b>\$2,715,214</b>	<b>(\$453,619)</b>	<b>(\$400)</b>	<b>\$188,200</b>	<b>(\$60,000)</b>	<b>(\$1,642,600)</b>	<b>\$0</b>	<b>\$0</b>	<b>\$746,795</b>	
<b>F.T.E. STAFF</b>	<b>10.800</b>	<b>0.000</b>	<b>0.000</b>	<b>0.000</b>	<b>0.000</b>	<b>0.000</b>	<b>0.000</b>	<b>0.000</b>	<b>10.800</b>	

NARRATIVE INFORMATION ABOUT DECISION ITEMS SHOWN ABOVE		Expenditures	Revenue	Revenue Over/(Under) Expenses
<b>2021 BUDGET BASE</b>		\$2,556,786	\$5,272,000	\$2,715,214
DI #	AEC-XHAL-1 Event Changes			
DEPT	This decision item reflects the changes in events that have occurred over the last year for 2020 and the projected changes for 2021. Budgeted revenue and expenses are adjusted to meet the current projections.	\$19,900	(\$435,000)	(\$454,900)
EXEC	Approve as requested. Also, modify expenditures to reflect final calculation of 2021 County debt service.	(\$1,281)	\$0	\$1,281
ADOPTED				\$0
	<b>NET DI # AEC-XHAL-1</b>	<b>\$18,619</b>	<b>(\$435,000)</b>	<b>(\$453,619)</b>

Dept: Alliant Energy Center of Dane County 92		Fund Name: General Fund		
Prgrm: Exhibition Hall 510/00		Fund No.: 1110		
NARRATIVE INFORMATION ABOUT DECISION ITEMS SHOWN ON PREVIOUS PAGE		Expenditures	Revenue	Revenue Over/(Under) Expenses
DI #	AEC-XHAL-2 Inflation			
DEPT	This decision item adjusts revenues for the increases in existing contracts for 2021, as well as increases selected operating and contractual expenses by 3%.	\$10,000	\$9,600	(\$400)
EXEC	Approved as Requested	\$0	\$0	\$0
ADOPTED				\$0
NET DI # AEC-XHAL-2		\$10,000	\$9,600	(\$400)
DI #	AEC-XHAL-3 Staff Reorganization			
DEPT	Reorganization of the Alliant Energy Center staffing to address priority needs based on changing technologies and event needs, increase efficiency, reduce staffing costs, add flexibility, and improve customer service.	(\$188,200)	\$0	\$188,200
EXEC	Approved as Requested	\$0	\$0	\$0
ADOPTED				\$0
NET DI # AEC-XHAL-3		(\$188,200)	\$0	\$188,200
DI #	AEC-XHAL-4 Building & Equipment Upgrades			
DEPT	Operating capital to address the ongoing deferred maintenance and technology needs of the Alliant Energy Center's buildings and equipment. The Center must keep up with high customer expectations to remain competitive in today's competitive conference and convention market.	\$60,000	\$0	(\$60,000)
EXEC	Approved as Requested	\$0	\$0	\$0
ADOPTED				\$0
NET DI # AEC-XHAL-4		\$60,000	\$0	(\$60,000)

<b>Dept:</b>	Alliant Energy Center of Dane County 92	<b>Fund Name:</b>	General Fund
<b>Prgm:</b>	Exhibition Hall 510/00	<b>Fund No.:</b>	1110
<b>NARRATIVE INFORMATION ABOUT DECISION ITEMS SHOWN ON PREVIOUS PAGE</b>		Expenditures	Revenue
			Revenue Over/(Under) Expenses
DI #	AEC-XHAL-5		
DEPT	Pandemic Related Changes	\$0	\$0
			\$0
EXEC	Modify expenditures and revenues at the Alliant Energy Center to recognize the pandemic-related downturn in normal operations due to COVID-19.	(\$315,400)	(\$1,958,000)
			(\$1,642,600)
ADOPTED			\$0
	NET DI # AEC-XHAL-5	(\$315,400)	(\$1,958,000)
			(\$1,642,600)
<b>2021 EXECUTIVE BUDGET</b>		\$2,141,805	\$2,888,600
			\$746,795

<b>Dept:</b>	Alliant Energy Center of Dane County	92	<b>DANE COUNTY</b>	<b>Fund Name:</b>	General Fund
<b>Prgm:</b>	Conference Center	512/00		<b>Fund No:</b>	1110

**Mission:**  
The Alliant Energy Center will effectively and efficiently meet the public assembly needs of all Dane County to do business, pursue recreation, be entertained, and otherwise gather for purposes positively beneficial to life in the County of Dane, WI.

**Description:**  
The Conference Center, which is located within the Exhibition Hall building, includes twelve meeting rooms with moveable walls, a boardroom, upper level lounge, common area atrium, commercial kitchen and a lobby area. Activities and functions conducted in this facility include, banquets, meetings, professional exams, accreditations, receptions, and seminars.

	Actual 2019	Adopted 2020	2019 Carry Forward	Board Transfers	Budget As Modified	2020 YTD	Estimated 2020	Department Request
<b>PROGRAM EXPENDITURES</b>								
Personnel Costs	\$703,634	\$791,900	\$0	\$0	\$791,900	\$243,899	\$612,988	\$310,300
Operating Expenses	\$80,601	\$106,386	\$0	\$0	\$106,386	\$24,689	\$62,986	\$104,886
Contractual Services	\$29,322	\$31,600	\$0	\$0	\$31,600	\$6,605	\$25,600	\$21,900
Operating Capital	\$0	\$0	\$231	\$0	\$231	\$0	\$231	\$0
<b>TOTAL</b>	<b>\$813,557</b>	<b>\$929,886</b>	<b>\$231</b>	<b>\$0</b>	<b>\$930,117</b>	<b>\$275,193</b>	<b>\$701,805</b>	<b>\$437,086</b>
<b>PROGRAM REVENUE</b>								
Taxes	\$0	\$0	\$0	\$0	\$0	\$0	\$0	\$0
Intergovernmental Revenue	\$4,831	\$4,800	\$0	\$0	\$4,800	\$890	\$3,390	\$4,800
Licenses & Permits	\$0	\$0	\$0	\$0	\$0	\$0	\$0	\$0
Fines, Forfeits & Penalties	\$0	\$0	\$0	\$0	\$0	\$0	\$0	\$0
Public Charges for Services	\$672,279	\$519,000	\$0	\$0	\$519,000	\$180,406	\$177,657	\$485,800
Intergovernmental Charge for Services	\$0	\$0	\$0	\$0	\$0	\$0	\$0	\$0
Miscellaneous	\$264	\$100	\$0	\$0	\$100	\$184	\$184	\$300
Other Financing Sources	\$0	\$0	\$0	\$0	\$0	\$0	\$0	\$0
<b>TOTAL</b>	<b>\$677,374</b>	<b>\$523,900</b>	<b>\$0</b>	<b>\$0</b>	<b>\$523,900</b>	<b>\$181,481</b>	<b>\$181,231</b>	<b>\$490,900</b>
<b>REVENUE OVER/(UNDER) EXPENSES</b>	<b>(\$136,183)</b>	<b>(\$405,986)</b>			<b>(\$406,217)</b>			<b>\$53,814</b>
<b>F.T.E. STAFF</b>	<b>3.400</b>	<b>3.400</b>					<b>3.400</b>	<b>0.400</b>

<b>Dept:</b>	Alliant Energy Center of Dane County	92							<b>Fund Name:</b>	General Fund
<b>Prgm:</b>	Conference Center	512/00							<b>Fund No.:</b>	1110
DI#	2021 Base	Net Decision Items							2021 Executive Budget	
		01	02	03	04	05	06	07		
<b>PROGRAM EXPENDITURES</b>										
Personnel Costs	\$777,700	(\$9,500)	\$0	(\$457,900)	(\$4,400)	\$0	\$0	\$0	\$305,900	
Operating Expenses	\$106,386	(\$3,184)	\$1,700	\$0	\$0	\$0	\$0	\$0	\$104,902	
Contractual Services	\$32,800	\$0	\$500	(\$11,400)	\$0	\$0	\$0	\$0	\$21,900	
Operating Capital	\$0	\$0	\$0	\$0	\$0	\$0	\$0	\$0	\$0	
<b>TOTAL</b>	<b>\$916,886</b>	<b>(\$12,684)</b>	<b>\$2,200</b>	<b>(\$469,300)</b>	<b>(\$4,400)</b>	<b>\$0</b>	<b>\$0</b>	<b>\$0</b>	<b>\$432,702</b>	
<b>PROGRAM REVENUE</b>										
Taxes	\$0	\$0	\$0	\$0	\$0	\$0	\$0	\$0	\$0	
Intergovernmental Revenue	\$4,800	\$0	\$0	\$0	\$0	\$0	\$0	\$0	\$4,800	
Licenses & Permits	\$0	\$0	\$0	\$0	\$0	\$0	\$0	\$0	\$0	
Fines, Forfeits & Penalties	\$0	\$0	\$0	\$0	\$0	\$0	\$0	\$0	\$0	
Public Charges for Services	\$519,000	(\$37,000)	\$3,800	\$0	(\$109,500)	\$0	\$0	\$0	\$376,300	
Intergovernmental Charge for Services	\$0	\$0	\$0	\$0	\$0	\$0	\$0	\$0	\$0	
Miscellaneous	\$100	\$200	\$0	\$0	(\$100)	\$0	\$0	\$0	\$200	
Other Financing Sources	\$0	\$0	\$0	\$0	\$0	\$0	\$0	\$0	\$0	
<b>TOTAL</b>	<b>\$523,900</b>	<b>(\$36,800)</b>	<b>\$3,800</b>	<b>\$0</b>	<b>(\$109,600)</b>	<b>\$0</b>	<b>\$0</b>	<b>\$0</b>	<b>\$381,300</b>	
<b>REVENUE OVER/(UNDER) EXPENSES</b>	<b>(\$392,986)</b>	<b>(\$24,116)</b>	<b>\$1,600</b>	<b>\$469,300</b>	<b>(\$105,200)</b>	<b>\$0</b>	<b>\$0</b>	<b>\$0</b>	<b>(\$51,402)</b>	
<b>F.T.E. STAFF</b>	<b>3.400</b>	<b>0.000</b>	<b>0.000</b>	<b>(3.000)</b>	<b>0.000</b>	<b>0.000</b>	<b>0.000</b>	<b>0.000</b>	<b>0.400</b>	

NARRATIVE INFORMATION ABOUT DECISION ITEMS SHOWN ABOVE		Expenditures	Revenue	Revenue Over/(Under) Expenses
<b>2021 BUDGET BASE</b>		\$916,886	\$523,900	(\$392,986)
DI #	AEC-CONF-1      Event Changes			
DEPT	This decision item reflects the changes in events that have occurred over the last year for 2020 and the projected changes for 2021. Budgeted revenue and expenses are adjusted to meet the current projections.	(\$12,700)	(\$36,800)	(\$24,100)
EXEC	Approve as requested. Also, modify expenditures to reflect final calculation of 2021 County debt service.	\$16	\$0	(\$16)
ADOPTED				\$0
NET DI #    AEC-CONF-1		(\$12,684)	(\$36,800)	(\$24,116)

Dept:		Alliant Energy Center of Dane County 92	Fund Name:		General Fund
Prgm:		Conference Center 512/00	Fund No.:		1110
NARRATIVE INFORMATION ABOUT DECISION ITEMS SHOWN ON PREVIOUS PAGE			Expenditures	Revenue	Revenue Over/(Under) Expenses
DI #	AEC-CONF-2	Inflation			
DEPT	This decision item adjusts revenues for the increases in existing contracts for 2021, as well as increases selected operating and contractual expenses by 3%.		\$2,200	\$3,800	\$1,600
EXEC	Approved as Requested		\$0	\$0	\$0
ADOPTED					\$0
NET DI # AEC-CONF-2			\$2,200	\$3,800	\$1,600
DI #	AEC-CONF-3	Staff Reorganization			
DEPT	Reorganization of Alliant Energy Center staffing to address priority needs based on changing technologies and event needs, increase efficiency, reduce staffing costs, add flexibility, and improve customer service.		(\$469,300)	\$0	\$469,300
EXEC	Approved as Requested		\$0	\$0	\$0
ADOPTED					\$0
NET DI # AEC-CONF-3			(\$469,300)	\$0	\$469,300
DI #	AEC-CONF-4	Pandemic Related Changes			
DEPT			\$0	\$0	\$0
EXEC	Modify expenditures and revenues at the Alliant Energy Center to recognize the pandemic-related downturn in normal operations due to COVID-19.		(\$4,400)	(\$109,600)	(\$105,200)
ADOPTED					\$0
NET DI # AEC-CONF-4			(\$4,400)	(\$109,600)	(\$105,200)
<b>2021 EXECUTIVE BUDGET</b>			\$432,702	\$381,300	(\$51,402)



<b>Dept:</b>	Alliant Energy Center of Dane County	92	<b>DANE COUNTY</b>	<b>Fund Name:</b>	General Fund
<b>Prgm:</b>	Arena	514/00		<b>Fund No:</b>	1110

**Mission:**  
The Alliant Energy Center will effectively and efficiently meet the public assembly needs of all Dane County to do business, pursue recreation, be entertained, and otherwise gather for purposes positively beneficial to life in the County of Dane, WI.

**Description:**  
Built in 1953 and remodeled in 1993, the Arena offers 23,400 square feet of floor space. Activities and functions presented in the facility are auctions, retail/consumer shows, farm equipment expositions and sales, horse shows and livestock shows, and sales.

	Actual 2019	Adopted 2020	2019 Carry Forward	Board Transfers	Budget As Modified	2020 YTD	Estimated 2020	Department Request
<b>PROGRAM EXPENDITURES</b>								
Personnel Costs	\$62,114	\$126,700	\$0	\$0	\$126,700	\$44,290	\$84,750	\$82,000
Operating Expenses	\$44,385	\$72,788	\$0	\$0	\$72,788	\$7,533	\$27,888	\$69,188
Contractual Services	\$20,362	\$21,600	\$0	\$0	\$21,600	\$5,432	\$16,500	\$13,400
Operating Capital	\$0	\$0	\$0	\$0	\$0	\$0	\$0	\$0
<b>TOTAL</b>	<b>\$126,861</b>	<b>\$221,088</b>	<b>\$0</b>	<b>\$0</b>	<b>\$221,088</b>	<b>\$57,256</b>	<b>\$129,138</b>	<b>\$164,588</b>
<b>PROGRAM REVENUE</b>								
Taxes	\$0	\$0	\$0	\$0	\$0	\$0	\$0	\$0
Intergovernmental Revenue	\$21	\$0	\$0	\$0	\$0	\$0	\$0	\$0
Licenses & Permits	\$0	\$0	\$0	\$0	\$0	\$0	\$0	\$0
Fines, Forfeits & Penalties	\$0	\$0	\$0	\$0	\$0	\$0	\$0	\$0
Public Charges for Services	\$126,017	\$93,800	\$0	\$0	\$93,800	\$0	\$0	\$96,000
Intergovernmental Charge for Services	\$0	\$0	\$0	\$0	\$0	\$0	\$0	\$0
Miscellaneous	\$132	\$100	\$0	\$0	\$100	\$130	\$130	\$100
Other Financing Sources	\$0	\$0	\$0	\$0	\$0	\$0	\$0	\$0
<b>TOTAL</b>	<b>\$126,170</b>	<b>\$93,900</b>	<b>\$0</b>	<b>\$0</b>	<b>\$93,900</b>	<b>\$130</b>	<b>\$130</b>	<b>\$96,100</b>
<b>REVENUE OVER/(UNDER) EXPENSES</b>	<b>(\$691)</b>	<b>(\$127,188)</b>			<b>(\$127,188)</b>			<b>(\$68,488)</b>
<b>F.T.E. STAFF</b>	<b>0.500</b>	<b>0.500</b>					<b>0.500</b>	<b>0.500</b>

<b>Dept:</b>	Alliant Energy Center of Dane County	92							<b>Fund Name:</b>	General Fund
<b>Prgm:</b>	Arena	514/00							<b>Fund No.:</b>	1110
DI#	2021 Base	Net Decision Items							2021 Executive Budget	
		01	02	03	04	05	06	07		
<b>PROGRAM EXPENDITURES</b>										
Personnel Costs	\$111,100	(\$24,000)	\$0	(\$5,100)	(\$1,300)	\$0	\$0	\$0	\$80,700	
Operating Expenses	\$72,788	(\$4,606)	\$1,000	\$0	\$0	\$0	\$0	\$0	\$69,182	
Contractual Services	\$22,200	\$0	\$400	(\$9,200)	\$0	\$0	\$0	\$0	\$13,400	
Operating Capital	\$0	\$0	\$0	\$0	\$0	\$0	\$0	\$0	\$0	
<b>TOTAL</b>	<b>\$206,088</b>	<b>(\$28,606)</b>	<b>\$1,400</b>	<b>(\$14,300)</b>	<b>(\$1,300)</b>	<b>\$0</b>	<b>\$0</b>	<b>\$0</b>	<b>\$163,282</b>	
<b>PROGRAM REVENUE</b>										
Taxes	\$0	\$0	\$0	\$0	\$0	\$0	\$0	\$0	\$0	
Intergovernmental Revenue	\$0	\$0	\$0	\$0	\$0	\$0	\$0	\$0	\$0	
Licenses & Permits	\$0	\$0	\$0	\$0	\$0	\$0	\$0	\$0	\$0	
Fines, Forfeits & Penalties	\$0	\$0	\$0	\$0	\$0	\$0	\$0	\$0	\$0	
Public Charges for Services	\$93,800	\$200	\$2,000	\$0	(\$8,700)	\$0	\$0	\$0	\$87,300	
Intergovernmental Charge for Services	\$0	\$0	\$0	\$0	\$0	\$0	\$0	\$0	\$0	
Miscellaneous	\$100	\$0	\$0	\$0	\$0	\$0	\$0	\$0	\$100	
Other Financing Sources	\$0	\$0	\$0	\$0	\$0	\$0	\$0	\$0	\$0	
<b>TOTAL</b>	<b>\$93,900</b>	<b>\$200</b>	<b>\$2,000</b>	<b>\$0</b>	<b>(\$8,700)</b>	<b>\$0</b>	<b>\$0</b>	<b>\$0</b>	<b>\$87,400</b>	
<b>REVENUE OVER/(UNDER) EXPENSES</b>	<b>(\$112,188)</b>	<b>\$28,806</b>	<b>\$600</b>	<b>\$14,300</b>	<b>(\$7,400)</b>	<b>\$0</b>	<b>\$0</b>	<b>\$0</b>	<b>(\$75,882)</b>	
<b>F.T.E. STAFF</b>	<b>0.500</b>	<b>0.000</b>	<b>0.000</b>	<b>0.000</b>	<b>0.000</b>	<b>0.000</b>	<b>0.000</b>	<b>0.000</b>	<b>0.500</b>	

NARRATIVE INFORMATION ABOUT DECISION ITEMS SHOWN ABOVE		Expenditures	Revenue	Revenue Over/(Under) Expenses
<b>2021 BUDGET BASE</b>		\$206,088	\$93,900	(\$112,188)
DI #	AEC-ARNA-1                      Event Changes			
DEPT	This decision item reflects the changes in events that have occurred over the last year for 2020 and the projected changes for 2021. Budgeted revenue and expenses are adjusted to meet the current projections.	(\$28,600)	\$200	\$28,800
EXEC	Approve as requested. Also, modify expenditures to reflect final calculation of 2021 County debt service.	(\$6)	\$0	\$6
ADOPTED				\$0
NET DI #    AEC-ARNA-1		(\$28,606)	\$200	\$28,806

Dept: Alliant Energy Center of Dane County 92		Fund Name: General Fund		
Prgm: Arena 514/00		Fund No.: 1110		
NARRATIVE INFORMATION ABOUT DECISION ITEMS SHOWN ON PREVIOUS PAGE		Expenditures	Revenue	Revenue Over/(Under) Expenses
DI #	AEC-ARNA-2 Inflation			
DEPT	This decision item adjusts revenues for the increases in existing contracts for 2021, as well as increases selected operating and contractual expenses by 3%.	\$1,400	\$2,000	\$600
EXEC	Approved as Requested	\$0	\$0	\$0
ADOPTED				\$0
NET DI # AEC-ARNA-2		\$1,400	\$2,000	\$600
DI #	AEC-ARNA-3 Staff Reorganization			
DEPT	Reorganization of Alliant Energy Center staffing to address priority needs based on changing technologies and event needs, increase efficiency, reduce staffing costs, add flexibility, and improve customer service.	(\$14,300)	\$0	\$14,300
EXEC	Approved as Requested	\$0	\$0	\$0
ADOPTED				\$0
NET DI # AEC-ARNA-3		(\$14,300)	\$0	\$14,300
DI #	AEC-ARNA-4 Pandemic Related Changes			
DEPT		\$0	\$0	\$0
EXEC	Modify expenditures and revenues at the Alliant Energy Center to recognize the pandemic-related downturn in normal operations due to COVID-19.	(\$1,300)	(\$8,700)	(\$7,400)
ADOPTED				\$0
NET DI # AEC-ARNA-4		(\$1,300)	(\$8,700)	(\$7,400)
<b>2021 EXECUTIVE BUDGET</b>		<b>\$163,282</b>	<b>\$87,400</b>	<b>(\$75,882)</b>

<b>Dept:</b>	Alliant Energy Center of Dane County	92	<b>DANE COUNTY</b>	<b>Fund Name:</b>	General Fund
<b>Prgm:</b>	Agricultural Exhibit Buildings	516/00		<b>Fund No:</b>	1110

**Mission:**  
The Alliant Energy Center will effectively and efficiently meet the public assembly needs of all Dane County to do business, pursue recreation, be entertained, and otherwise gather for purposes positively beneficial to life in the County of Dane, WI.

**Description:**  
The Agricultural Exhibit Buildings cost center identifies by category direct revenue and expenses for the New Holland Pavilions and the maintenance cost of asphalt surrounding these facilities. Activities and functions conducted in these facilities include consumer expositions, horse shows, livestock housing, shows and sales, trade shows and auctions. The facilities are rented as individual units for a specific function or in combination for larger events (attendance at World Dairy Expo, the Midwest Horse Fair, and the Dane County Fair exceeds 173,000 persons annually). These buildings serve in a complimentary role to the Arena, Exhibition Hall and Coliseum by providing important livestock exhibit space required by major events in those buildings.

	Actual 2019	Adopted 2020	2019 Carry Forward	Board Transfers	Budget As Modified	2020 YTD	Estimated 2020	Department Request
<b>PROGRAM EXPENDITURES</b>								
Personnel Costs	\$307,096	\$284,200	\$0	\$0	\$284,200	\$15,313	\$202,611	\$178,400
Operating Expenses	\$473,971	\$987,349	\$13,622	\$0	\$1,000,971	\$64,315	\$813,871	\$1,012,549
Contractual Services	\$20,362	\$33,800	\$0	\$0	\$33,800	\$5,473	\$16,500	\$25,700
Operating Capital	\$500	\$0	\$13,187	\$0	\$13,187	\$0	\$12,182	\$0
<b>TOTAL</b>	<b>\$801,930</b>	<b>\$1,305,349</b>	<b>\$26,809</b>	<b>\$0</b>	<b>\$1,332,158</b>	<b>\$85,101</b>	<b>\$1,045,164</b>	<b>\$1,216,649</b>
<b>PROGRAM REVENUE</b>								
Taxes	\$0	\$0	\$0	\$0	\$0	\$0	\$0	\$0
Intergovernmental Revenue	\$74	\$0	\$0	\$0	\$0	\$0	\$0	\$0
Licenses & Permits	\$0	\$0	\$0	\$0	\$0	\$0	\$0	\$0
Fines, Forfeits & Penalties	\$0	\$0	\$0	\$0	\$0	\$0	\$0	\$0
Public Charges for Services	\$858,195	\$871,000	\$0	\$0	\$871,000	\$37,236	\$422,235	\$978,700
Intergovernmental Charge for Services	\$0	\$0	\$0	\$0	\$0	\$0	\$0	\$0
Miscellaneous	\$53,844	\$53,400	\$0	\$0	\$53,400	\$696	\$50,448	\$53,700
Other Financing Sources	\$0	\$0	\$0	\$0	\$0	\$0	\$0	\$0
<b>TOTAL</b>	<b>\$912,114</b>	<b>\$924,400</b>	<b>\$0</b>	<b>\$0</b>	<b>\$924,400</b>	<b>\$37,931</b>	<b>\$472,683</b>	<b>\$1,032,400</b>
<b>REVENUE OVER/(UNDER) EXPENSES</b>	<b>\$110,184</b>	<b>(\$380,949)</b>			<b>(\$407,758)</b>			<b>(\$184,249)</b>
<b>F.T.E. STAFF</b>	<b>1.200</b>	<b>1.200</b>					<b>1.200</b>	<b>1.200</b>

<b>Dept:</b>	Alliant Energy Center of Dane County	92							<b>Fund Name:</b>	General Fund
<b>Prgm:</b>	Agricultural Exhibit Buildings	516/00							<b>Fund No.:</b>	1110
DI#	2021 Base	Net Decision Items							2021 Executive Budget	
		01	02	03	04	05	06	07		
<b>PROGRAM EXPENDITURES</b>										
Personnel Costs	\$283,000	(\$79,600)	\$0	(\$25,000)	(\$35,300)	\$0	\$0	\$0	\$143,100	
Operating Expenses	\$987,349	\$17,597	\$8,500	\$0	\$0	\$0	\$0	\$0	\$1,013,446	
Contractual Services	\$34,400	\$0	\$500	(\$9,200)	\$0	\$0	\$0	\$0	\$25,700	
Operating Capital	\$0	\$0	\$0	\$0	\$10,000	\$0	\$0	\$0	\$10,000	
<b>TOTAL</b>	<b>\$1,304,749</b>	<b>(\$62,003)</b>	<b>\$9,000</b>	<b>(\$34,200)</b>	<b>(\$25,300)</b>	<b>\$0</b>	<b>\$0</b>	<b>\$0</b>	<b>\$1,192,246</b>	
<b>PROGRAM REVENUE</b>										
Taxes	\$0	\$0	\$0	\$0	\$0	\$0	\$0	\$0	\$0	
Intergovernmental Revenue	\$0	\$0	\$0	\$0	\$0	\$0	\$0	\$0	\$0	
Licenses & Permits	\$0	\$0	\$0	\$0	\$0	\$0	\$0	\$0	\$0	
Fines, Forfeits & Penalties	\$0	\$0	\$0	\$0	\$0	\$0	\$0	\$0	\$0	
Public Charges for Services	\$871,000	\$98,100	\$9,600	\$0	(\$222,700)	\$0	\$0	\$0	\$756,000	
Intergovernmental Charge for Services	\$0	\$0	\$0	\$0	\$0	\$0	\$0	\$0	\$0	
Miscellaneous	\$53,400	\$300	\$0	\$0	(\$800)	\$0	\$0	\$0	\$52,900	
Other Financing Sources	\$0	\$0	\$0	\$0	\$0	\$0	\$0	\$0	\$0	
<b>TOTAL</b>	<b>\$924,400</b>	<b>\$98,400</b>	<b>\$9,600</b>	<b>\$0</b>	<b>(\$223,500)</b>	<b>\$0</b>	<b>\$0</b>	<b>\$0</b>	<b>\$808,900</b>	
<b>REVENUE OVER/(UNDER) EXPENSES</b>	<b>(\$380,349)</b>	<b>\$160,403</b>	<b>\$600</b>	<b>\$34,200</b>	<b>(\$198,200)</b>	<b>\$0</b>	<b>\$0</b>	<b>\$0</b>	<b>(\$383,346)</b>	
<b>F.T.E. STAFF</b>	<b>1.200</b>	<b>0.000</b>	<b>0.000</b>	<b>0.000</b>	<b>0.000</b>	<b>0.000</b>	<b>0.000</b>	<b>0.000</b>	<b>1.200</b>	

NARRATIVE INFORMATION ABOUT DECISION ITEMS SHOWN ABOVE		Expenditures	Revenue	Revenue Over/(Under) Expenses
<b>2021 BUDGET BASE</b>		\$1,304,749	\$924,400	(\$380,349)
DI #	AEC-AGRI-1      Event Changes			
DEPT	This decision item reflects the changes in events that have occurred over the last year for 2020 and the projected changes for 2021. Budgeted revenue and expenses are adjusted to meet the current projections.	(\$62,900)	\$98,400	\$161,300
EXEC	Approve as requested. Also, modify expenditures to reflect final calculation of 2021 County debt service.	\$897	\$0	(\$897)
ADOPTED				\$0
NET DI #    AEC-AGRI-1		(\$62,003)	\$98,400	\$160,403

Dept: Alliant Energy Center of Dane County 92		Fund Name: General Fund		
Prgm: Agricultural Exhibit Buildings 516/00		Fund No.: 1110		
NARRATIVE INFORMATION ABOUT DECISION ITEMS SHOWN ON PREVIOUS PAGE		Expenditures	Revenue	Revenue Over/(Under) Expenses
DI #	AEC-AGRI-2 Inflation			
DEPT	This decision item adjusts revenues for the increases in existing contracts for 2021, as well as increases selected operating and contractual expenses by 3%.	\$9,000	\$9,600	\$600
EXEC	Approved as Requested	\$0	\$0	\$0
ADOPTED				\$0
NET DI # AEC-AGRI-2		\$9,000	\$9,600	\$600
DI #	AEC-AGRI-3 Staff Reorganization			
DEPT	Reorganization of Alliant Energy Center staffing to address priority needs based on changing technologies and event needs, increase efficiency, reduce staffing costs, add flexibility, and improve customer service.	(\$34,200)	\$0	\$34,200
EXEC	Approved as Requested	\$0	\$0	\$0
ADOPTED				\$0
NET DI # AEC-AGRI-3		(\$34,200)	\$0	\$34,200
DI #	AEC-AGRI-4 Pandemic Related Changes			
DEPT		\$0	\$0	\$0
EXEC	Modify expenditures and revenues at the Alliant Energy Center to recognize the pandemic-related downturn in normal operations due to COVID-19.	(\$25,300)	(\$223,500)	(\$198,200)
ADOPTED				\$0
NET DI # AEC-AGRI-4		(\$25,300)	(\$223,500)	(\$198,200)
<b>2021 EXECUTIVE BUDGET</b>		<b>\$1,192,246</b>	<b>\$808,900</b>	<b>(\$383,346)</b>

<b>Dept:</b>	Alliant Energy Center of Dane County	92	<b>DANE COUNTY</b>	<b>Fund Name:</b>	General Fund
<b>Prgm:</b>	Parking Lots	518/00		<b>Fund No:</b>	1110

**Mission:**  
The Alliant Energy Center will effectively and efficiently meet the public assembly needs of all Dane County to do business, pursue recreation, be entertained, and otherwise gather for purposes positively beneficial to life in the County of Dane, WI.

**Description:**  
The Parking Lots cost center identifies by category revenue for approximately 36 acres of land with 5,500 parking stalls, connecting roadways and walkways. Much of the area is asphalt or concrete paved to assist in attendees ingress and egress of events at the Coliseum, Exhibition Hall, Conference Center, Arena, and Willow Island. Events which have utilized Parking Lots for programming include World Dairy Expo, Dane County Fair, RV Shows, Americruise, Family Motor Coach, Goldwing, Good Sam Club, car and boat sales, and custom car shows.

	Actual 2019	Adopted 2020	2019 Carry Forward	Board Transfers	Budget As Modified	2020 YTD	Estimated 2020	Department Request
<b>PROGRAM EXPENDITURES</b>								
Personnel Costs	\$223,495	\$108,600	\$0	\$0	\$108,600	\$42,349	\$137,635	\$103,200
Operating Expenses	\$157,804	\$139,867	\$0	\$0	\$139,867	\$20,131	\$110,567	\$143,867
Contractual Services	\$19,977	\$22,800	\$0	\$0	\$22,800	\$2,063	\$19,600	\$55,400
Operating Capital	\$0	\$0	\$0	\$0	\$0	\$0	\$0	\$10,000
<b>TOTAL</b>	<b>\$401,275</b>	<b>\$271,267</b>	<b>\$0</b>	<b>\$0</b>	<b>\$271,267</b>	<b>\$64,543</b>	<b>\$267,802</b>	<b>\$312,467</b>
<b>PROGRAM REVENUE</b>								
Taxes	\$0	\$0	\$0	\$0	\$0	\$0	\$0	\$0
Intergovernmental Revenue	\$158	\$0	\$0	\$0	\$0	\$0	\$0	\$0
Licenses & Permits	\$0	\$0	\$0	\$0	\$0	\$0	\$0	\$0
Fines, Forfeits & Penalties	\$0	\$0	\$0	\$0	\$0	\$0	\$0	\$0
Public Charges for Services	\$302,392	\$233,800	\$0	\$0	\$233,800	\$26,590	\$28,564	\$247,700
Intergovernmental Charge for Services	\$0	\$0	\$0	\$0	\$0	\$0	\$0	\$0
Miscellaneous	\$0	\$0	\$0	\$0	\$0	\$2	\$2	\$0
Other Financing Sources	\$0	\$0	\$0	\$0	\$0	\$0	\$0	\$0
<b>TOTAL</b>	<b>\$302,550</b>	<b>\$233,800</b>	<b>\$0</b>	<b>\$0</b>	<b>\$233,800</b>	<b>\$26,592</b>	<b>\$28,566</b>	<b>\$247,700</b>
<b>REVENUE OVER/(UNDER) EXPENSES</b>	<b>(\$98,726)</b>	<b>(\$37,467)</b>			<b>(\$37,467)</b>			<b>(\$64,767)</b>
<b>F.T.E. STAFF</b>	<b>0.300</b>	<b>0.300</b>					<b>0.300</b>	<b>0.300</b>

<b>Dept:</b>	Alliant Energy Center of Dane County	92							<b>Fund Name:</b>	General Fund
<b>Prgm:</b>	Parking Lots	518/00							<b>Fund No.:</b>	1110
DI#	2021 Base	Net Decision Items							2021 Executive Budget	
		01	02	03	04	05	06	07		
<b>PROGRAM EXPENDITURES</b>										
Personnel Costs	\$99,800	\$12,500	\$0	(\$9,100)	\$0	(\$8,200)	\$0	\$0	\$95,000	
Operating Expenses	\$139,867	\$1,402	\$900	\$0	\$0	\$0	\$0	\$0	\$142,169	
Contractual Services	\$24,200	\$34,000	\$200	(\$3,000)	\$0	\$0	\$0	\$0	\$55,400	
Operating Capital	\$0	\$0	\$0	\$0	\$10,000	\$30,000	\$0	\$0	\$40,000	
<b>TOTAL</b>	<b>\$263,867</b>	<b>\$47,902</b>	<b>\$1,100</b>	<b>(\$12,100)</b>	<b>\$10,000</b>	<b>\$21,800</b>	<b>\$0</b>	<b>\$0</b>	<b>\$332,569</b>	
<b>PROGRAM REVENUE</b>										
Taxes	\$0	\$0	\$0	\$0	\$0	\$0	\$0	\$0	\$0	
Intergovernmental Revenue	\$0	\$0	\$0	\$0	\$0	\$0	\$0	\$0	\$0	
Licenses & Permits	\$0	\$0	\$0	\$0	\$0	\$0	\$0	\$0	\$0	
Fines, Forfeits & Penalties	\$0	\$0	\$0	\$0	\$0	\$0	\$0	\$0	\$0	
Public Charges for Services	\$233,800	\$11,900	\$2,000	\$0	\$0	(\$51,500)	\$0	\$0	\$196,200	
Intergovernmental Charge for Services	\$0	\$0	\$0	\$0	\$0	\$0	\$0	\$0	\$0	
Miscellaneous	\$0	\$0	\$0	\$0	\$0	\$0	\$0	\$0	\$0	
Other Financing Sources	\$0	\$0	\$0	\$0	\$0	\$0	\$0	\$0	\$0	
<b>TOTAL</b>	<b>\$233,800</b>	<b>\$11,900</b>	<b>\$2,000</b>	<b>\$0</b>	<b>\$0</b>	<b>(\$51,500)</b>	<b>\$0</b>	<b>\$0</b>	<b>\$196,200</b>	
<b>REVENUE OVER/(UNDER) EXPENSES</b>	<b>(\$30,067)</b>	<b>(\$36,002)</b>	<b>\$900</b>	<b>\$12,100</b>	<b>(\$10,000)</b>	<b>(\$73,300)</b>	<b>\$0</b>	<b>\$0</b>	<b>(\$136,369)</b>	
F.T.E. STAFF	0.300	0.000	0.000	0.000	0.000	0.000	0.000	0.000	0.300	

NARRATIVE INFORMATION ABOUT DECISION ITEMS SHOWN ABOVE		Expenditures	Revenue	Revenue Over/(Under) Expenses
<b>2021 BUDGET BASE</b>		\$263,867	\$233,800	(\$30,067)
DI #	AEC-PARK-1      Event Changes			
DEPT	This decision item reflects the changes in events that have occurred over the last year for 2020 and the projected changes for 2021. Budgeted revenue and expenses are adjusted to meet the current projections.	\$49,600	\$11,900	(\$37,700)
EXEC	Approve as requested. Also, modify expenditures to reflect final calculation of 2021 County debt service.	(\$1,698)	\$0	\$1,698
ADOPTED				\$0
NET DI #    AEC-PARK-1		\$47,902	\$11,900	(\$36,002)



Dept: Alliant Energy Center of Dane County 92		Fund Name: General Fund		
Prgrm: Parking Lots 518/00		Fund No.: 1110		
NARRATIVE INFORMATION ABOUT DECISION ITEMS SHOWN ON PREVIOUS PAGE		Expenditures	Revenue	Revenue Over/(Under) Expenses
DI #	AEC-PARK-2 Inflation			
DEPT	This decision item adjusts revenues for the increases in existing contracts for 2021, as well as increases selected operating and contractual expenses by 3%.	\$1,100	\$2,000	\$900
EXEC	Approved as Requested	\$0	\$0	\$0
ADOPTED				\$0
NET DI # AEC-PARK-2		\$1,100	\$2,000	\$900
DI #	AEC-PARK-3 Staff Reorganization			
DEPT	Reorganization of Alliant Energy Center staffing to address priority needs based on changing technologies and event needs, increase efficiency, reduce staffing costs, add flexibility, and improve customer service.	(\$12,100)	\$0	\$12,100
EXEC	Approved as Requested	\$0	\$0	\$0
ADOPTED				\$0
NET DI # AEC-PARK-3		(\$12,100)	\$0	\$12,100
DI #	AEC-PARK-4 Parking Lot Upgrades			
DEPT	Operating capital to address the ongoing deferred maintenance and technology needs of the Alliant Energy Center's buildings and equipment. The Center must keep up with high customer expectations to remain competitive in today's competitive conference and convention market.	\$10,000	\$0	(\$10,000)
EXEC	Approved as Requested	\$0	\$0	\$0
ADOPTED				\$0
NET DI # AEC-PARK-4		\$10,000	\$0	(\$10,000)

<b>Dept:</b>	Alliant Energy Center of Dane County 92	<b>Fund Name:</b>	General Fund
<b>Prgm:</b>	Parking Lots 518/00	<b>Fund No.:</b>	1110
<b>NARRATIVE INFORMATION ABOUT DECISION ITEMS SHOWN ON PREVIOUS PAGE</b>		Expenditures	Revenue
			Revenue Over/(Under) Expenses
DI #	AEC-PARK-5	Pandemic Related Changes	
DEPT			
		\$0	\$0
EXEC	Modify expenditures and revenues at the Alliant Energy Center to recognize the pandemic-related downturn in normal operations due to COVID-19.		
		\$21,800	(\$51,500)
ADOPTED			\$0
	NET DI #	AEC-PARK-5	
		\$21,800	(\$51,500)
<b>2021 EXECUTIVE BUDGET</b>		\$332,569	\$196,200
			(\$136,369)

<b>Dept:</b>	Alliant Energy Center of Dane County	92	<b>DANE COUNTY</b>	<b>Fund Name:</b>	General Fund
<b>Prgm:</b>	Landscape Areas	520/00		<b>Fund No:</b>	1110

**Mission:**  
The Alliant Energy Center will effectively and efficiently meet the public assembly needs of all Dane County to do business, pursue recreation, be entertained, and otherwise gather for purposes positively beneficial to life in the County of Dane, WI.

**Description:**  
The Landscape Areas cost center identifies by category direct revenue and expenses for the general upkeep and maintenance of approximately 120 acres of park surrounding the Parking Lots. This includes Rimrock Greenway, Willow Island, ponds, Lyckberg Park, Quann Park and the outdoor event marquee. Portions of this land are held for potential expansion of the Center. This area is used by Dane County Fair, company picnics, Komen Race for the Cure, horse shows, Goldwing, Bratfest, World Dairy Expo, festivals and entertainment events.

	Actual 2019	Adopted 2020	2019 Carry Forward	Board Transfers	Budget As Modified	2020 YTD	Estimated 2020	Department Request
<b>PROGRAM EXPENDITURES</b>								
Personnel Costs	\$132,245	\$186,600	\$0	\$0	\$186,600	\$23,839	\$96,509	\$157,700
Operating Expenses	\$100,138	\$72,460	\$0	\$0	\$72,460	\$15,870	\$63,960	\$73,260
Contractual Services	\$5,125	\$7,900	\$0	\$0	\$7,900	\$1,618	\$4,600	\$5,100
Operating Capital	\$581	\$0	\$0	\$0	\$0	\$0	\$0	\$10,000
<b>TOTAL</b>	<b>\$238,089</b>	<b>\$266,960</b>	<b>\$0</b>	<b>\$0</b>	<b>\$266,960</b>	<b>\$41,327</b>	<b>\$165,069</b>	<b>\$246,060</b>
<b>PROGRAM REVENUE</b>								
Taxes	\$0	\$0	\$0	\$0	\$0	\$0	\$0	\$0
Intergovernmental Revenue	\$57	\$0	\$0	\$0	\$0	\$0	\$0	\$0
Licenses & Permits	\$0	\$0	\$0	\$0	\$0	\$0	\$0	\$0
Fines, Forfeits & Penalties	\$0	\$0	\$0	\$0	\$0	\$0	\$0	\$0
Public Charges for Services	\$447,700	\$381,400	\$0	\$0	\$381,400	\$28,237	\$127,997	\$386,900
Intergovernmental Charge for Services	\$0	\$0	\$0	\$0	\$0	\$0	\$0	\$0
Miscellaneous	\$7,872	\$1,600	\$0	\$0	\$1,600	\$0	\$0	\$1,800
Other Financing Sources	\$0	\$0	\$0	\$0	\$0	\$0	\$0	\$0
<b>TOTAL</b>	<b>\$455,629</b>	<b>\$383,000</b>	<b>\$0</b>	<b>\$0</b>	<b>\$383,000</b>	<b>\$28,237</b>	<b>\$127,997</b>	<b>\$388,700</b>
<b>REVENUE OVER/(UNDER) EXPENSES</b>	<b>\$217,540</b>	<b>\$116,040</b>			<b>\$116,040</b>			<b>\$142,640</b>
<b>F.T.E. STAFF</b>	<b>0.500</b>	<b>0.500</b>					<b>0.500</b>	<b>0.500</b>

<b>Dept:</b>	Alliant Energy Center of Dane County	92							<b>Fund Name:</b>	General Fund
<b>Prgm:</b>	Landscape Areas	520/00							<b>Fund No.:</b>	1110
DI#	2021 Base	Net Decision Items							2021 Executive Budget	
		01	02	03	04	05	06	07		
<b>PROGRAM EXPENDITURES</b>										
Personnel Costs	\$189,800	(\$26,200)	\$0	(\$5,900)	\$0	\$0	\$0	\$0	\$157,700	
Operating Expenses	\$72,460	(\$1,712)	\$800	\$0	\$0	\$0	\$0	\$0	\$71,548	
Contractual Services	\$8,000	\$0	\$200	(\$3,100)	\$0	\$0	\$0	\$0	\$5,100	
Operating Capital	\$0	\$0	\$0	\$0	\$10,000	\$10,000	\$0	\$0	\$20,000	
<b>TOTAL</b>	<b>\$270,260</b>	<b>(\$27,912)</b>	<b>\$1,000</b>	<b>(\$9,000)</b>	<b>\$10,000</b>	<b>\$10,000</b>	<b>\$0</b>	<b>\$0</b>	<b>\$254,348</b>	
<b>PROGRAM REVENUE</b>										
Taxes	\$0	\$0	\$0	\$0	\$0	\$0	\$0	\$0	\$0	
Intergovernmental Revenue	\$0	\$0	\$0	\$0	\$0	\$0	\$0	\$0	\$0	
Licenses & Permits	\$0	\$0	\$0	\$0	\$0	\$0	\$0	\$0	\$0	
Fines, Forfeits & Penalties	\$0	\$0	\$0	\$0	\$0	\$0	\$0	\$0	\$0	
Public Charges for Services	\$381,400	\$1,500	\$4,000	\$0	\$0	(\$205,400)	\$0	\$0	\$181,500	
Intergovernmental Charge for Services	\$0	\$0	\$0	\$0	\$0	\$0	\$0	\$0	\$0	
Miscellaneous	\$1,600	\$200	\$0	\$0	\$0	(\$1,600)	\$0	\$0	\$200	
Other Financing Sources	\$0	\$0	\$0	\$0	\$0	\$0	\$0	\$0	\$0	
<b>TOTAL</b>	<b>\$383,000</b>	<b>\$1,700</b>	<b>\$4,000</b>	<b>\$0</b>	<b>\$0</b>	<b>(\$207,000)</b>	<b>\$0</b>	<b>\$0</b>	<b>\$181,700</b>	
<b>REVENUE OVER/(UNDER) EXPENSES</b>	<b>\$112,740</b>	<b>\$29,612</b>	<b>\$3,000</b>	<b>\$9,000</b>	<b>(\$10,000)</b>	<b>(\$217,000)</b>	<b>\$0</b>	<b>\$0</b>	<b>(\$72,648)</b>	
<b>F.T.E. STAFF</b>	<b>0.500</b>	<b>0.000</b>	<b>0.000</b>	<b>0.000</b>	<b>0.000</b>	<b>0.000</b>	<b>0.000</b>	<b>0.000</b>	<b>0.500</b>	

NARRATIVE INFORMATION ABOUT DECISION ITEMS SHOWN ABOVE		Expenditures	Revenue	Revenue Over/(Under) Expenses
<b>2021 BUDGET BASE</b>		\$270,260	\$383,000	\$112,740
DI #	AEC-LAND-1      Event Changes			
DEPT	This decision item reflects the changes in events that have occurred over the last year for 2020 and the projected changes for 2021. Budgeted revenue and expenses are adjusted to meet the current projections.	(\$26,200)	\$1,700	\$27,900
EXEC	Approve as requested. Also, modify expenditures to reflect final calculation of 2021 County debt service.	(\$1,712)	\$0	\$1,712
ADOPTED				\$0
	<b>NET DI #    AEC-LAND-1</b>	<b>(\$27,912)</b>	<b>\$1,700</b>	<b>\$29,612</b>

Dept: Alliant Energy Center of Dane County 92		Fund Name: General Fund		
Prgrm: Landscape Areas 520/00		Fund No.: 1110		
NARRATIVE INFORMATION ABOUT DECISION ITEMS SHOWN ON PREVIOUS PAGE		Expenditures	Revenue	Revenue Over/(Under) Expenses
DI #	AEC-LAND-2 Inflation			
DEPT	This decision item adjusts revenues for the increases in existing contracts for 2021, as well as increases selected operating and contractual expenses by 3%.	\$1,000	\$4,000	\$3,000
EXEC	Approved as Requested	\$0	\$0	\$0
ADOPTED				\$0
NET DI # AEC-LAND-2		\$1,000	\$4,000	\$3,000
DI #	AEC-LAND-3 Staff Reorganization			
DEPT	Reorganization of Alliant Energy Center staffing to address priority needs based on changing technologies and event needs, increase efficiency, reduce staffing costs, add flexibility, and improve customer service.	(\$9,000)	\$0	\$9,000
EXEC	Approved as Requested	\$0	\$0	\$0
ADOPTED				\$0
NET DI # AEC-LAND-3		(\$9,000)	\$0	\$9,000
DI #	AEC-LAND-4 Landscaping Upgrades			
DEPT	Operating capital to address the ongoing deferred maintenance and technology needs of the Alliant Energy Center's buildings and equipment. The Center must keep up with high customer expectations to remain competitive in today's competitive conference and convention market.	\$10,000	\$0	(\$10,000)
EXEC	Approved as Requested	\$0	\$0	\$0
ADOPTED				\$0
NET DI # AEC-LAND-4		\$10,000	\$0	(\$10,000)

Dept: Alliant Energy Center of Dane County 92		Fund Name: General Fund		
Prgm: Landscape Areas 520/00		Fund No.: 1110		
NARRATIVE INFORMATION ABOUT DECISION ITEMS SHOWN ON PREVIOUS PAGE		Expenditures	Revenue	Revenue Over/(Under) Expenses
DI #	AEC-LAND-5			
DEPT	Pandemic Related Changes	\$0	\$0	\$0
EXEC	Modify expenditures and revenues at the Alliant Energy Center to recognize the pandemic-related downturn in normal operations due to COVID-19.	\$10,000	(\$207,000)	(\$217,000)
ADOPTED				\$0
	NET DI # AEC-LAND-5	\$10,000	(\$207,000)	(\$217,000)
<b>2021 EXECUTIVE BUDGET</b>		\$254,348	\$181,700	(\$72,648)

<b>Dept:</b>	Miscellaneous Appropriations	27	<b>DANE COUNTY</b>	<b>Fund Name:</b>	General Fund
<b>Prgm:</b>	Subsidized AEC Events	129/00		<b>Fund No:</b>	1110

Mission:  
 To provide a wide variety of events that focus on youth, community, health, county-wide employment, the dairy and agriculture industries, the environment, veterans and other aspects of the community of benefit to county residents and visitors from all over the world.

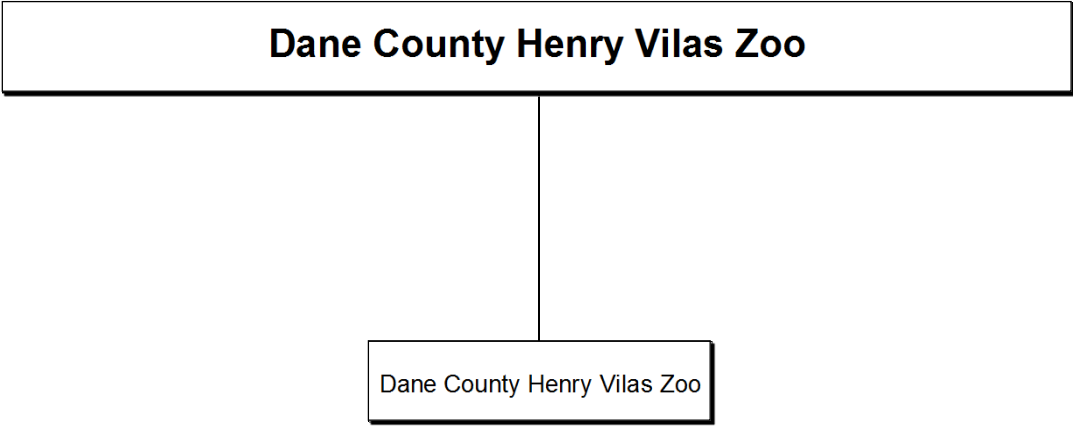
Description:  
 Many events of benefit to the entire community cannot afford the full cost of the facilities at the Alliant Energy Center. The County Board and County Executive, through resolutions or budgets, have identified specific events for which the County General Fund pays a portion of the Alliant Energy Center fees.

	Actual 2019	Adopted 2020	2019 Carry Forward	Board Transfers	Budget As Modified	2020 YTD	Estimated 2020	Department Request
<b>PROGRAM EXPENDITURES</b>								
Personnel Costs	\$0	\$0	\$0	\$0	\$0	\$0	\$0	\$0
Operating Expenses	\$59,122	\$104,122	\$0	\$0	\$104,122	\$13,237	\$104,122	\$104,122
Contractual Services	\$0	\$0	\$0	\$0	\$0	\$0	\$0	\$0
Operating Capital	\$0	\$0	\$0	\$0	\$0	\$0	\$0	\$0
<b>TOTAL</b>	<b>\$59,122</b>	<b>\$104,122</b>	<b>\$0</b>	<b>\$0</b>	<b>\$104,122</b>	<b>\$13,237</b>	<b>\$104,122</b>	<b>\$104,122</b>
<b>PROGRAM REVENUE</b>								
Taxes	\$0	\$0	\$0	\$0	\$0	\$0	\$0	\$0
Intergovernmental Revenue	\$0	\$0	\$0	\$0	\$0	\$0	\$0	\$0
Licenses & Permits	\$0	\$0	\$0	\$0	\$0	\$0	\$0	\$0
Fines, Forfeits & Penalties	\$0	\$0	\$0	\$0	\$0	\$0	\$0	\$0
Public Charges for Services	\$0	\$0	\$0	\$0	\$0	\$0	\$0	\$0
Intergovernmental Charge for Services	\$0	\$0	\$0	\$0	\$0	\$0	\$0	\$0
Miscellaneous	\$0	\$0	\$0	\$0	\$0	\$0	\$0	\$0
Other Financing Sources	\$0	\$0	\$0	\$0	\$0	\$0	\$0	\$0
<b>TOTAL</b>	<b>\$0</b>	<b>\$0</b>	<b>\$0</b>	<b>\$0</b>	<b>\$0</b>	<b>\$0</b>	<b>\$0</b>	<b>\$0</b>
<b>GPR SUPPORT</b>	<b>\$59,122</b>	<b>\$104,122</b>			<b>\$104,122</b>			<b>\$104,122</b>
<b>F.T.E. STAFF</b>	<b>0.000</b>	<b>0.000</b>					<b>0.000</b>	<b>0.000</b>

<b>Dept:</b>	Miscellaneous Appropriations	27							<b>Fund Name:</b>	General Fund
<b>Prgm:</b>	Subsidized AEC Events	129/00							<b>Fund No.:</b>	1110
<b>DI#</b>	NONE	2021 Base	<b>Net Decision Items</b>						2021 Executive Budget	
			<b>01</b>	<b>02</b>	<b>03</b>	<b>04</b>	<b>05</b>	<b>06</b>	<b>07</b>	
<b>PROGRAM EXPENDITURES</b>										
Personnel Costs	\$0	\$0	\$0	\$0	\$0	\$0	\$0	\$0	\$0	\$0
Operating Expenses	\$104,122	\$0	\$0	\$0	\$0	\$0	\$0	\$0	\$0	\$104,122
Contractual Services	\$0	\$0	\$0	\$0	\$0	\$0	\$0	\$0	\$0	\$0
Operating Capital	\$0	\$0	\$0	\$0	\$0	\$0	\$0	\$0	\$0	\$0
<b>TOTAL</b>	<b>\$104,122</b>	<b>\$0</b>	<b>\$0</b>	<b>\$0</b>	<b>\$0</b>	<b>\$0</b>	<b>\$0</b>	<b>\$0</b>	<b>\$0</b>	<b>\$104,122</b>
<b>PROGRAM REVENUE</b>										
Taxes	\$0	\$0	\$0	\$0	\$0	\$0	\$0	\$0	\$0	\$0
Intergovernmental Revenue	\$0	\$0	\$0	\$0	\$0	\$0	\$0	\$0	\$0	\$0
Licenses & Permits	\$0	\$0	\$0	\$0	\$0	\$0	\$0	\$0	\$0	\$0
Fines, Forfeits & Penalties	\$0	\$0	\$0	\$0	\$0	\$0	\$0	\$0	\$0	\$0
Public Charges for Services	\$0	\$0	\$0	\$0	\$0	\$0	\$0	\$0	\$0	\$0
Intergovernmental Charge for Services	\$0	\$0	\$0	\$0	\$0	\$0	\$0	\$0	\$0	\$0
Miscellaneous	\$0	\$0	\$0	\$0	\$0	\$0	\$0	\$0	\$0	\$0
Other Financing Sources	\$0	\$0	\$0	\$0	\$0	\$0	\$0	\$0	\$0	\$0
<b>TOTAL</b>	<b>\$0</b>	<b>\$0</b>	<b>\$0</b>	<b>\$0</b>	<b>\$0</b>	<b>\$0</b>	<b>\$0</b>	<b>\$0</b>	<b>\$0</b>	<b>\$0</b>
<b>GPR SUPPORT</b>	<b>\$104,122</b>	<b>\$0</b>	<b>\$0</b>	<b>\$0</b>	<b>\$0</b>	<b>\$0</b>	<b>\$0</b>	<b>\$0</b>	<b>\$0</b>	<b>\$104,122</b>
<b>F.T.E. STAFF</b>	<b>0.000</b>	<b>0.000</b>	<b>0.000</b>	<b>0.000</b>	<b>0.000</b>	<b>0.000</b>	<b>0.000</b>	<b>0.000</b>	<b>0.000</b>	<b>0.000</b>

<b>NARRATIVE INFORMATION ABOUT DECISION ITEMS SHOWN ABOVE</b>			Expenditures	Revenue	GPR Support
<b>2021 BUDGET BASE</b>			\$104,122	\$0	\$104,122
<b>2021 EXECUTIVE BUDGET</b>			\$104,122	\$0	\$104,122





<b>Dept:</b>	Dane County Henry Vilas Zoo	74	<b>DANE COUNTY</b>	<b>Fund Name:</b>	General Fund
<b>Prgrm:</b>	Dane County Henry Vilas Zoo	000/00		<b>Fund No:</b>	1110

**Mission:**  
The Henry Vilas Zoo is dedicated to providing exceptional animal care and conserving wildlife through local engagement and global partnerships, while consistently delivering a compelling and inspirational guest experience for all.

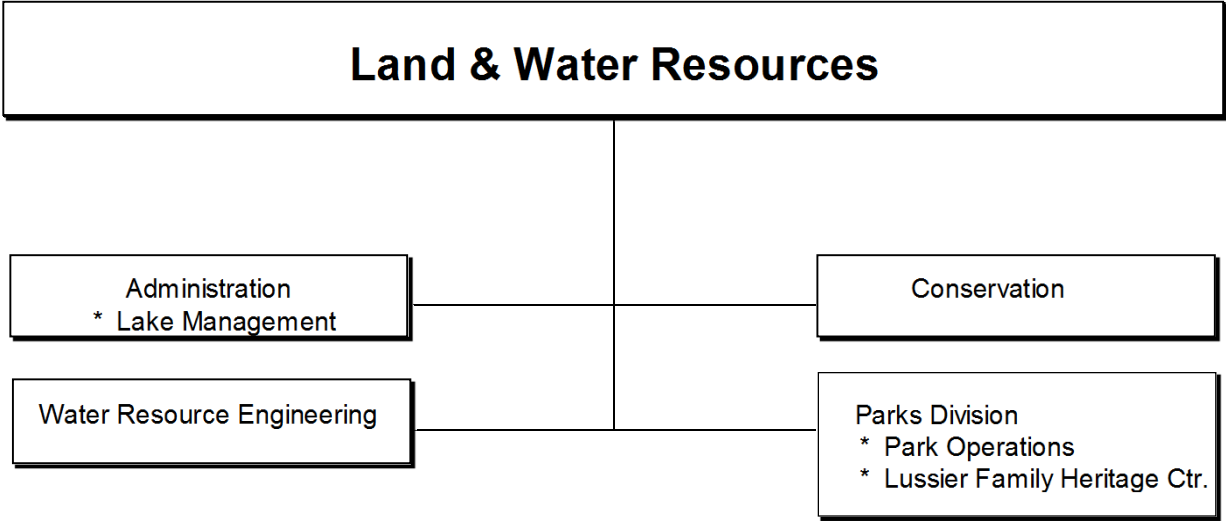
**Description:**  
The 28-acre zoo has over 800,000 visitors and provides conservation and education programs for 30,000 participants annually. The Zoo exhibits 600 plus animals representing 165 species. Open everyday of the year, Henry Vilas Zoo is one of 227 zoos that meet the high standards of accreditation by the Association of Zoos and Aquariums, it is one of a few accredited zoos that remains free.

	Actual 2019	Adopted 2020	2019 Carry Forward	Board Transfers	Budget As Modified	2020 YTD	Estimated 2020	Department Request
<b>PROGRAM EXPENDITURES</b>								
Personnel Costs	\$2,593,018	\$3,390,756	\$0	\$0	\$3,390,756	\$851,699	\$3,031,453	\$3,716,200
Operating Expenses	\$1,250,441	\$1,149,800	\$0	\$0	\$1,149,800	\$306,673	\$1,315,467	\$1,149,800
Contractual Services	\$370,995	\$246,435	\$223,027	\$0	\$469,462	\$76,323	\$529,408	\$271,405
Operating Capital	\$0	\$0	\$0	\$0	\$0	\$0	\$0	\$0
<b>TOTAL</b>	<b>\$4,214,455</b>	<b>\$4,786,991</b>	<b>\$223,027</b>	<b>\$0</b>	<b>\$5,010,018</b>	<b>\$1,234,695</b>	<b>\$4,876,328</b>	<b>\$5,137,405</b>
<b>PROGRAM REVENUE</b>								
Taxes	\$0	\$0	\$0	\$0	\$0	\$0	\$0	\$0
Intergovernmental Revenue	\$642,580	\$551,110	\$0	\$0	\$551,110	\$180,916	\$751,110	\$625,193
Licenses & Permits	\$0	\$0	\$0	\$0	\$0	\$0	\$0	\$0
Fines, Forfeits & Penalties	\$0	\$0	\$0	\$0	\$0	\$0	\$0	\$0
Public Charges for Services	\$1,263,887	\$1,930,200	\$0	\$0	\$1,930,200	\$174,828	\$960,715	\$1,930,200
Intergovernmental Charge for Services	\$0	\$0	\$0	\$0	\$0	\$0	\$0	\$0
Miscellaneous	\$127,911	\$81,240	\$0	\$0	\$81,240	\$605	\$40,620	\$81,240
Other Financing Sources	\$0	\$0	\$0	\$0	\$0	\$0	\$0	\$0
<b>TOTAL</b>	<b>\$2,034,378</b>	<b>\$2,562,550</b>	<b>\$0</b>	<b>\$0</b>	<b>\$2,562,550</b>	<b>\$356,348</b>	<b>\$1,752,445</b>	<b>\$2,636,633</b>
<b>GPR SUPPORT</b>	<b>\$2,180,077</b>	<b>\$2,224,441</b>			<b>\$2,447,468</b>			<b>\$2,500,772</b>
<b>F.T.E. STAFF</b>	<b>30.000</b>	<b>37.500</b>					<b>37.500</b>	<b>37.500</b>

<b>Dept:</b>	Dane County Henry Vilas Zoo	74							<b>Fund Name:</b>	General Fund
<b>Prgm:</b>	Dane County Henry Vilas Zoo	000/00							<b>Fund No.:</b>	1110
	2021	<b>Net Decision Items</b>							2021 Executive	
<b>DI#</b>	<b>Base</b>	<b>01</b>	<b>02</b>	<b>03</b>	<b>04</b>	<b>05</b>	<b>06</b>	<b>07</b>	<b>Budget</b>	
<b>PROGRAM EXPENDITURES</b>										
Personnel Costs	\$3,716,200	\$0	\$0	\$0	\$0	\$0	\$0	\$0	\$3,716,200	
Operating Expenses	\$1,149,800	\$0	\$0	\$0	\$0	\$0	\$0	\$0	\$1,149,800	
Contractual Services	\$252,935	\$0	\$18,470	\$0	\$0	\$0	\$0	\$0	\$271,405	
Operating Capital	\$0	\$0	\$0	\$0	\$0	\$0	\$0	\$0	\$0	
<b>TOTAL</b>	<b>\$5,118,935</b>	<b>\$0</b>	<b>\$18,470</b>	<b>\$0</b>	<b>\$0</b>	<b>\$0</b>	<b>\$0</b>	<b>\$0</b>	<b>\$5,137,405</b>	
<b>PROGRAM REVENUE</b>										
Taxes	\$0	\$0	\$0	\$0	\$0	\$0	\$0	\$0	\$0	
Intergovernmental Revenue	\$551,110	\$70,389	\$3,694	\$247,500	\$0	\$0	\$0	\$0	\$872,693	
Licenses & Permits	\$0	\$0	\$0	\$0	\$0	\$0	\$0	\$0	\$0	
Fines, Forfeits & Penalties	\$0	\$0	\$0	\$0	\$0	\$0	\$0	\$0	\$0	
Public Charges for Services	\$1,930,200	\$0	\$0	(\$1,210,100)	\$0	\$0	\$0	\$0	\$720,100	
Intergovernmental Charge for Services	\$0	\$0	\$0	\$0	\$0	\$0	\$0	\$0	\$0	
Miscellaneous	\$81,240	\$0	\$0	(\$27,600)	\$0	\$0	\$0	\$0	\$53,640	
Other Financing Sources	\$0	\$0	\$0	\$0	\$0	\$0	\$0	\$0	\$0	
<b>TOTAL</b>	<b>\$2,562,550</b>	<b>\$70,389</b>	<b>\$3,694</b>	<b>(\$990,200)</b>	<b>\$0</b>	<b>\$0</b>	<b>\$0</b>	<b>\$0</b>	<b>\$1,646,433</b>	
<b>GPR SUPPORT</b>	<b>\$2,556,385</b>	<b>(\$70,389)</b>	<b>\$14,776</b>	<b>\$990,200</b>	<b>\$0</b>	<b>\$0</b>	<b>\$0</b>	<b>\$0</b>	<b>\$3,490,972</b>	
<b>F.T.E. STAFF</b>	<b>37.500</b>	<b>0.000</b>	<b>0.000</b>	<b>0.000</b>	<b>0.000</b>	<b>0.000</b>	<b>0.000</b>	<b>0.000</b>	<b>37.500</b>	

<b>NARRATIVE INFORMATION ABOUT DECISION ITEMS SHOWN ABOVE</b>		Expenditures	Revenue	GPR Support
<b>2021 BUDGET BASE</b>		\$5,118,935	\$2,562,550	\$2,556,385
DI #	ZOO-ZOO-1 City of Madison Contribution - Cost to Continue			
DEPT	Increase revenues to recognize the City of Madison's 20% share of estimated personnel cost increases for 2021.	\$0	\$70,389	(\$70,389)
EXEC	Approved as Requested	\$0	\$0	\$0
ADOPTED				\$0
NET DI # ZOO-ZOO-1		\$0	\$70,389	(\$70,389)

Dept:		Dane County Henry Vilas Zoo	74	Fund Name:		General Fund	
Prgm:		Dane County Henry Vilas Zoo	000/00	Fund No.:		1110	
NARRATIVE INFORMATION ABOUT DECISION ITEMS SHOWN ON PREVIOUS PAGE				Expenditures	Revenue	GPR Support	
DI #	ZOO-ZOO-2	Laundry POS increase					
DEPT	Use the City of Madison revenue contribution exceeding the mandated 2021 GPR reduction amount to increase the budget for Laundry POS. This contractual expense has increased significantly due to Zoo staff increases in 2019 and 2020.			\$18,470	\$3,694	\$14,776	
EXEC	Approved as Requested			\$0	\$0	\$0	
ADOPTED						\$0	
NET DI # ZOO-ZOO-2				\$18,470	\$3,694	\$14,776	
DI #	ZOO-ZOO-3	Pandemic Related Revenue Reductions					
DEPT				\$0	\$0	\$0	
EXEC	Reduce revenues across multiple programs to reflect the negative trends in revenue collections due to the COVID-19 pandemic.			\$0	(\$990,200)	\$990,200	
ADOPTED						\$0	
NET DI # ZOO-ZOO-3				\$0	(\$990,200)	\$990,200	
<b>2021 EXECUTIVE BUDGET</b>				\$5,137,405	\$1,646,433	\$3,490,972	



<b>Dept:</b>	Land & Water Resources	63	<b>DANE COUNTY</b>	<b>Fund Name:</b>	General Fund
<b>Prgm:</b>	Administration	524/00		<b>Fund No:</b>	1110

**Mission:**  
The Department of Land & Water Resources mission is to protect and restore Dane County's natural resources and to promote the sustainable and environmentally responsible enjoyment of those public natural areas.

**Description:**  
To provide administrative oversight and internal administrative services to the entire department. The Director is responsible for developing the vision and the mission of the department as defined by elected officials and appointed committee and commission members. The Director reports to the County Executive and is the primary contact for business partners and for the oversight bodies to which the department reports. Staff members will serve as the front line reception staff for customer contact and will conduct general accounting, purchasing, payroll processing and Marketing & Outreach for the entire department. Staff will also provide GIS services to the other work units in the department, and coordinate the citizen stream monitoring program.

	Actual 2019	Adopted 2020	2019 Carry Forward	Board Transfers	Budget As Modified	2020 YTD	Estimated 2020	Department Request
<b>PROGRAM EXPENDITURES</b>								
Personnel Costs	\$1,357,175	\$1,867,806	\$8,337	\$33,000	\$1,909,143	\$486,356	\$1,694,492	\$1,586,150
Operating Expenses	\$132,778	\$163,700	\$73,463	\$0	\$237,163	\$49,131	\$246,921	\$149,500
Contractual Services	\$135,746	\$157,800	\$100,000	\$0	\$257,800	\$82,219	\$257,800	\$170,400
Operating Capital	\$0	\$0	\$0	\$0	\$0	\$0	\$0	\$0
<b>TOTAL</b>	<b>\$1,625,699</b>	<b>\$2,189,306</b>	<b>\$181,800</b>	<b>\$33,000</b>	<b>\$2,404,106</b>	<b>\$617,707</b>	<b>\$2,199,213</b>	<b>\$1,906,050</b>
<b>PROGRAM REVENUE</b>								
Taxes	\$0	\$0	\$0	\$0	\$0	\$0	\$0	\$0
Intergovernmental Revenue	\$63,538	\$55,700	\$16,172	\$33,000	\$104,872	\$2,000	\$104,872	\$55,700
Licenses & Permits	\$0	\$0	\$0	\$0	\$0	\$0	\$0	\$0
Fines, Forfeits & Penalties	\$0	\$0	\$0	\$0	\$0	\$0	\$0	\$0
Public Charges for Services	\$247,729	\$325,725	\$0	\$0	\$325,725	\$72,215	\$252,063	\$325,725
Intergovernmental Charge for Services	\$0	\$0	\$0	\$0	\$0	\$0	\$0	\$0
Miscellaneous	\$0	\$100	\$0	\$0	\$100	\$0	\$100	\$100
Other Financing Sources	\$0	\$0	\$0	\$0	\$0	\$0	\$0	\$0
<b>TOTAL</b>	<b>\$311,267</b>	<b>\$381,525</b>	<b>\$16,172</b>	<b>\$33,000</b>	<b>\$430,697</b>	<b>\$74,215</b>	<b>\$357,035</b>	<b>\$381,525</b>
<b>GPR SUPPORT</b>	<b>\$1,314,432</b>	<b>\$1,807,781</b>			<b>\$1,973,408</b>			<b>\$1,524,525</b>
<b>F.T.E. STAFF</b>	<b>15.000</b>	<b>16.000</b>				<b>16.000</b>		<b>15.000</b>

<b>Dept:</b>	Land & Water Resources	63							<b>Fund Name:</b>	General Fund
<b>Prgm:</b>	Administration	524/00							<b>Fund No.:</b>	1110
	2021	<b>Net Decision Items</b>							2021 Executive	
<b>DI#</b>	<b>Base</b>	<b>01</b>	<b>02</b>	<b>03</b>	<b>04</b>	<b>05</b>	<b>06</b>	<b>07</b>	<b>Budget</b>	
<b>PROGRAM EXPENDITURES</b>										
Personnel Costs	\$1,929,500	(\$210,300)	(\$133,050)	\$0	\$0	\$0	\$0	\$0	\$1,586,150	
Operating Expenses	\$163,700	\$0	(\$14,200)	\$0	\$0	\$0	\$0	\$0	\$149,500	
Contractual Services	\$175,400	\$0	(\$5,000)	\$0	\$0	\$0	\$0	\$0	\$170,400	
Operating Capital	\$0	\$0	\$0	\$0	\$0	\$0	\$0	\$0	\$0	
<b>TOTAL</b>	<b>\$2,268,600</b>	<b>(\$210,300)</b>	<b>(\$152,250)</b>	<b>\$0</b>	<b>\$0</b>	<b>\$0</b>	<b>\$0</b>	<b>\$0</b>	<b>\$1,906,050</b>	
<b>PROGRAM REVENUE</b>										
Taxes	\$0	\$0	\$0	\$0	\$0	\$0	\$0	\$0	\$0	
Intergovernmental Revenue	\$55,700	\$0	\$0	\$0	\$0	\$0	\$0	\$0	\$55,700	
Licenses & Permits	\$0	\$0	\$0	\$0	\$0	\$0	\$0	\$0	\$0	
Fines, Forfeits & Penalties	\$0	\$0	\$0	\$0	\$0	\$0	\$0	\$0	\$0	
Public Charges for Services	\$325,725	\$0	\$0	(\$173,700)	\$0	\$0	\$0	\$0	\$152,025	
Intergovernmental Charge for Services	\$0	\$0	\$0	\$0	\$0	\$0	\$0	\$0	\$0	
Miscellaneous	\$100	\$0	\$0	\$0	\$0	\$0	\$0	\$0	\$100	
Other Financing Sources	\$0	\$0	\$0	\$0	\$0	\$0	\$0	\$0	\$0	
<b>TOTAL</b>	<b>\$381,525</b>	<b>\$0</b>	<b>\$0</b>	<b>(\$173,700)</b>	<b>\$0</b>	<b>\$0</b>	<b>\$0</b>	<b>\$0</b>	<b>\$207,825</b>	
<b>GPR SUPPORT</b>	<b>\$1,887,075</b>	<b>(\$210,300)</b>	<b>(\$152,250)</b>	<b>\$173,700</b>	<b>\$0</b>	<b>\$0</b>	<b>\$0</b>	<b>\$0</b>	<b>\$1,698,225</b>	
<b>F.T.E. STAFF</b>	<b>16.000</b>	<b>0.000</b>	<b>(1.000)</b>	<b>0.000</b>	<b>0.000</b>	<b>0.000</b>	<b>0.000</b>	<b>0.000</b>	<b>15.000</b>	

<b>NARRATIVE INFORMATION ABOUT DECISION ITEMS SHOWN ABOVE</b>		Expenditures	Revenue	GPR Support
<b>2021 BUDGET BASE</b>		\$2,268,600	\$381,525	\$1,887,075
DI #	L&WR-ADMN-1 Unfund 2.0 FTEs			
DEPT	Unfund a 1.0 FTE Water Quality Specialist, a 1.0 FTE Youth Coordinator and reduce the LTE Expense account by \$11,300 to meet budgetary reductions.	(\$210,300)	\$0	(\$210,300)
EXEC	Approved as Requested	\$0	\$0	\$0
ADOPTED				\$0
NET DI # L&WR-ADMN-1		(\$210,300)	\$0	(\$210,300)

Dept: Land & Water Resources		63	Fund Name: General Fund		
Prgm: Administration		524/00	Fund No.: 1110		
NARRATIVE INFORMATION ABOUT DECISION ITEMS SHOWN ON PREVIOUS PAGE			Expenditures	Revenue	GPR Support
DI #	L&WR-ADMN-2	Move 1 FTE and 1 LTE positions to different Divisions & reduce expenses			
DEPT	To move a 1.0 FTE Stormwater Engineer position from the Administration Division to the Water Resource Engineering Division to better reflect the job duties assigned to this position. Also move LTE-Forestry Expense from the Administration Division to the Parks Division due to work is being done under the direction and supervision of the Parks Division. Currently there are only carry forward funds in the LTE-		(\$152,250)	\$0	(\$152,250)
EXEC	Approved as Requested		\$0	\$0	\$0
ADOPTED					\$0
NET DI # L&WR-ADMN-2			(\$152,250)	\$0	(\$152,250)
DI #	L&WR-ADMN-3	Pandemic Related Revenue Reductions			
DEPT			\$0	\$0	\$0
EXEC	Reduce revenues across multiple programs to reflect the negative trends in revenue collections due to the COVID-19 pandemic.		\$0	(\$173,700)	\$173,700
ADOPTED					\$0
NET DI # L&WR-ADMN-3			\$0	(\$173,700)	\$173,700
<b>2021 EXECUTIVE BUDGET</b>			\$1,906,050	\$207,825	\$1,698,225



<b>Dept:</b>	Land & Water Resources	63	<b>DANE COUNTY</b>	<b>Fund Name:</b>	General Fund
<b>Prgm:</b>	Parks	528/27		<b>Fund No:</b>	1110

**Mission:**  
The Park Division operates and maintains a 12,000 acre park system with 35 parks, natural resource areas and trail corridors for the citizens of and visitors to Dane County. Providing a diverse resources for quality outdoor recreation opportunities, special activities, resource protection, preservation of natural and cultural heritage, and an interconnected recreational resource system through a network of trail corridors. Provide quality service to our customers through education, volunteerism and direct customer service. Assist in the promotion and marketing of Dane County.

**Description:**  
The purpose of the Park Division is to plan, develop, operate and maintain the County's public lands and recreational facilities and with expertise fulfill other county responsibilities including lake management, terrestrial invasive species and the ground maintenance for other county agencies. The Park Division is organized into program areas: park and natural resource planning, visitor services, facilities maintenance, land management and restoration, Adult Conservation Team (volunteers), lake management (locks and dam operations and aquatic plant harvesting), county terrestrial invasive species and the Lussier Family Heritage Center. The primary activities and work products of this Division include countywide park and recreation master planning, development of park lands, direct visitor services (including revenue collection, enforcement of park rules and regulations), park facility and grounds maintenance services (maintaining over 100 buildings, electrical, water and sewer systems, forestry, turf and trails management), managing over 25,000 hours of volunteer service, managing and maintaining the lock system, harvesting nuisance aquatic plants, coordination of County terrestrial invasive species, operating, managing, maintaining, and promoting the Lussier Family Heritage Center; and the preserving and restoring of natural and cultural resource within the County lands.

	Actual 2019	Adopted 2020	2019 Carry Forward	Board Transfers	Budget As Modified	2020 YTD	Estimated 2020	Department Request
<b>PROGRAM EXPENDITURES</b>								
Personnel Costs	\$3,337,888	\$3,740,300	\$157,563	\$33,150	\$3,931,013	\$966,300	\$3,694,862	\$3,867,650
Operating Expenses	\$985,026	\$736,695	\$573,243	\$11,350	\$1,321,288	\$204,536	\$1,372,695	\$722,925
Contractual Services	\$184,335	\$234,000	\$0	\$34,000	\$268,000	\$35,575	\$228,833	\$241,600
Operating Capital	\$8,850	\$0	\$211,129	\$0	\$211,129	\$0	\$211,129	\$0
<b>TOTAL</b>	<b>\$4,516,099</b>	<b>\$4,710,995</b>	<b>\$941,935</b>	<b>\$78,500</b>	<b>\$5,731,430</b>	<b>\$1,206,411</b>	<b>\$5,507,519</b>	<b>\$4,832,175</b>
<b>PROGRAM REVENUE</b>								
Taxes	\$0	\$0	\$0	\$0	\$0	\$0	\$0	\$0
Intergovernmental Revenue	\$159,997	\$139,960	\$225,328	\$23,500	\$388,788	\$9,988	\$358,276	\$151,090
Licenses & Permits	\$71,931	\$76,100	\$0	\$0	\$76,100	\$14,372	\$55,999	\$76,100
Fines, Forfeits & Penalties	\$4,300	\$12,000	\$0	\$0	\$12,000	\$2,450	\$4,343	\$12,000
Public Charges for Services	\$1,420,445	\$1,253,050	\$96,125	\$20,000	\$1,369,175	\$320,547	\$1,346,310	\$1,253,050
Intergovernmental Charge for Services	\$0	\$0	\$0	\$0	\$0	\$0	\$0	\$0
Miscellaneous	\$73,047	\$27,000	\$0	\$35,000	\$62,000	\$112,902	\$111,902	\$27,100
Other Financing Sources	\$0	\$0	\$0	\$0	\$0	\$0	\$0	\$0
<b>TOTAL</b>	<b>\$1,729,720</b>	<b>\$1,508,110</b>	<b>\$321,453</b>	<b>\$78,500</b>	<b>\$1,908,063</b>	<b>\$460,259</b>	<b>\$1,876,830</b>	<b>\$1,519,340</b>
<b>GPR SUPPORT</b>	<b>\$2,786,379</b>	<b>\$3,202,885</b>			<b>\$3,823,367</b>			<b>\$3,312,835</b>
<b>F.T.E. STAFF</b>	<b>31.000</b>	<b>32.000</b>					<b>32.000</b>	<b>32.000</b>

<b>Dept:</b>	Land & Water Resources	63							<b>Fund Name:</b>	General Fund
<b>Prgm:</b>	Parks	528/27							<b>Fund No.:</b>	1110
<b>DI#</b>	<b>2021 Base</b>	<b>Net Decision Items</b>							<b>2021 Executive Budget</b>	
		<b>01</b>	<b>02</b>	<b>03</b>	<b>04</b>	<b>05</b>	<b>06</b>	<b>07</b>		
<b>PROGRAM EXPENDITURES</b>										
Personnel Costs	\$3,855,300	\$12,350	(\$50,000)	\$0	\$0	\$0	\$0	\$0	\$3,817,650	
Operating Expenses	\$736,695	(\$13,770)	\$0	\$0	\$0	\$0	\$0	\$0	\$722,925	
Contractual Services	\$234,000	\$7,600	\$50,000	\$0	\$0	\$0	\$0	\$0	\$291,600	
Operating Capital	\$0	\$0	\$0	\$0	\$0	\$0	\$0	\$0	\$0	
<b>TOTAL</b>	<b>\$4,825,995</b>	<b>\$6,180</b>	<b>\$0</b>	<b>\$0</b>	<b>\$0</b>	<b>\$0</b>	<b>\$0</b>	<b>\$0</b>	<b>\$4,832,175</b>	
<b>PROGRAM REVENUE</b>										
Taxes	\$0	\$0	\$0	\$0	\$0	\$0	\$0	\$0	\$0	
Intergovernmental Revenue	\$139,960	\$11,130	\$0	\$0	\$0	\$0	\$0	\$0	\$151,090	
Licenses & Permits	\$76,100	\$0	\$0	\$0	\$0	\$0	\$0	\$0	\$76,100	
Fines, Forfeits & Penalties	\$12,000	\$0	\$0	\$0	\$0	\$0	\$0	\$0	\$12,000	
Public Charges for Services	\$1,253,050	\$0	\$0	(\$136,500)	\$0	\$0	\$0	\$0	\$1,116,550	
Intergovernmental Charge for Services	\$0	\$0	\$0	\$0	\$0	\$0	\$0	\$0	\$0	
Miscellaneous	\$27,000	\$100	\$0	\$0	\$0	\$0	\$0	\$0	\$27,100	
Other Financing Sources	\$0	\$0	\$0	\$0	\$0	\$0	\$0	\$0	\$0	
<b>TOTAL</b>	<b>\$1,508,110</b>	<b>\$11,230</b>	<b>\$0</b>	<b>(\$136,500)</b>	<b>\$0</b>	<b>\$0</b>	<b>\$0</b>	<b>\$0</b>	<b>\$1,382,840</b>	
<b>GPR SUPPORT</b>	<b>\$3,317,885</b>	<b>(\$5,050)</b>	<b>\$0</b>	<b>\$136,500</b>	<b>\$0</b>	<b>\$0</b>	<b>\$0</b>	<b>\$0</b>	<b>\$3,449,335</b>	
<b>F.T.E. STAFF</b>	<b>32.000</b>	<b>0.000</b>	<b>0.000</b>	<b>0.000</b>	<b>0.000</b>	<b>0.000</b>	<b>0.000</b>	<b>0.000</b>	<b>32.000</b>	

<b>NARRATIVE INFORMATION ABOUT DECISION ITEMS SHOWN ABOVE</b>		<b>Expenditures</b>	<b>Revenue</b>	<b>GPR Support</b>
<b>2021 BUDGET BASE</b>		\$4,825,995	\$1,508,110	\$3,317,885
<b>DI #</b>	L&WR-PARK-1			
<b>DEPT</b>	Reallocate expenses & revenues To reallocate expenses and revenues to better reflect actual costs. Increase Snowmobile Grant revenue & expense accounts due to receiving additional grant funds. Increase Social Security Expense due to transferring the LTE-Forestry carryforward account from the Administration Division to Parks.	\$6,180	\$11,230	(\$5,050)
<b>EXEC</b>	Approved as Requested	\$0	\$0	\$0
<b>ADOPTED</b>				\$0
	<b>NET DI # L&amp;WR-PARK-1</b>	<b>\$6,180</b>	<b>\$11,230</b>	<b>(\$5,050)</b>

Dept:		Land & Water Resources	63	Fund Name:		General Fund	
Prgm:		Parks	528/27	Fund No.:		1110	
NARRATIVE INFORMATION ABOUT DECISION ITEMS SHOWN ON PREVIOUS PAGE				Expenditures	Revenue	GPR Support	
DI #	L&WR-PARK-2	Operation Fresh Start					
DEPT				\$0	\$0		\$0
EXEC	Reallocate funds to offer a \$50,000 challenge grant to Operation Fresh Start (OFS) to support up to 33% of a conservation graduate crew. The crew's purpose is to provide participants with experience and training for careers in the green industries of conservation and forestry while assisting Dane County Parks and other program partners in diversifying their applicant pools. Dane County will contract with OFS if additional			\$0	\$0		\$0
ADOPTED							\$0
NET DI # L&WR-PARK-2				\$0	\$0		\$0
DI #	L&WR-PARK-3	Pandemic Related Revenue Reductions					
DEPT				\$0	\$0		\$0
EXEC	Reduce revenues across multiple programs to reflect the negative trends in revenue collections due to the COVID-19 pandemic.			\$0	(\$136,500)		\$136,500
ADOPTED							\$0
NET DI # L&WR-PARK-3				\$0	(\$136,500)		\$136,500
<b>2021 EXECUTIVE BUDGET</b>				\$4,832,175	\$1,382,840		\$3,449,335

<b>Dept:</b>	Land & Water Resources	63	<b>DANE COUNTY</b>	<b>Fund Name:</b>	General Fund
<b>Prgm:</b>	Lussier Family Heritage Center	528/29		<b>Fund No:</b>	1110

**Mission:**

The Mission of the Lussier Family Heritage Center is to interpret the human and natural heritage of Lake Farm, the Nine Springs E-Way and surrounding region. Interpretation at the Heritage Center will emphasize early Native American culture of the Lake Farm Park area as well as the important environmental role of the Nine Springs E-Way. This multi-use educational and interpretive facility will serve a diverse population in Dane County by providing opportunities for youth and adult learning, volunteerism, outdoor recreation and special events.

**Description:**

The Lussier Family Heritage Center has been built through private donations and grants. Fund raising began in 1994 with the ground breaking for phase one of construction taking place in 2000. The Center is the "Hub" of the Dane County Parks, Nine Springs E-Way and Capital City Trail and Capital Springs Centennial State Park and Recreation Area. The Center will orient visitors and Dane County residents to the historical ethnic cultures and the Native American heritage of the region. The Center will provide space for the interpretation of our natural environment and the Environmental Corridor concepts of Professor Phil Lewis through interactive displays as part of an exhibit hall in the Center. The Lussier Family Heritage Center will provide facilities for educational session and meetings and will have space for special events such as wedding receptions, reunions picnics. The Center will serve as the focal point for the Adult Conservation Team the volunteer program of the Dane County Parks. The Center is the new home for the Dane County Historical Society.

	Actual 2019	Adopted 2020	2019 Carry Forward	Board Transfers	Budget As Modified	2020 YTD	Estimated 2020	Department Request
<b>PROGRAM EXPENDITURES</b>								
Personnel Costs	\$139,588	\$146,600	\$0	\$0	\$146,600	\$52,658	\$157,596	\$164,300
Operating Expenses	\$50,341	\$58,800	\$2,534	\$0	\$61,334	\$12,338	\$49,766	\$58,800
Contractual Services	\$10,582	\$5,000	\$0	\$0	\$5,000	\$1,059	\$4,278	\$5,000
Operating Capital	\$0	\$0	\$0	\$0	\$0	\$0	\$0	\$0
<b>TOTAL</b>	<b>\$200,511</b>	<b>\$210,400</b>	<b>\$2,534</b>	<b>\$0</b>	<b>\$212,934</b>	<b>\$66,055</b>	<b>\$211,640</b>	<b>\$228,100</b>
<b>PROGRAM REVENUE</b>								
Taxes	\$0	\$0	\$0	\$0	\$0	\$0	\$0	\$0
Intergovernmental Revenue	\$0	\$0	\$0	\$0	\$0	\$0	\$0	\$0
Licenses & Permits	\$0	\$0	\$0	\$0	\$0	\$0	\$0	\$0
Fines, Forfeits & Penalties	\$0	\$0	\$0	\$0	\$0	\$0	\$0	\$0
Public Charges for Services	\$139,029	\$169,500	\$0	\$0	\$169,500	\$38,879	\$116,677	\$169,500
Intergovernmental Charge for Services	\$0	\$0	\$0	\$0	\$0	\$0	\$0	\$0
Miscellaneous	\$0	\$0	\$0	\$0	\$0	\$0	\$0	\$0
Other Financing Sources	\$0	\$0	\$0	\$0	\$0	\$0	\$0	\$0
<b>TOTAL</b>	<b>\$139,029</b>	<b>\$169,500</b>	<b>\$0</b>	<b>\$0</b>	<b>\$169,500</b>	<b>\$38,879</b>	<b>\$116,677</b>	<b>\$169,500</b>
<b>GPR SUPPORT</b>	<b>\$61,482</b>	<b>\$40,900</b>			<b>\$43,434</b>			<b>\$58,600</b>
<b>F.T.E. STAFF</b>	<b>1.000</b>	<b>1.000</b>					<b>1.000</b>	<b>1.000</b>

<b>Dept:</b>	Land & Water Resources	63							<b>Fund Name:</b>	General Fund
<b>Prgm:</b>	Lussier Family Heritage Center	528/29							<b>Fund No.:</b>	1110
DI#	2021 Base	Net Decision Items							2021 Executive Budget	
		01	02	03	04	05	06	07		
<b>PROGRAM EXPENDITURES</b>										
Personnel Costs	\$164,300	\$0	\$0	\$0	\$0	\$0	\$0	\$0	\$164,300	
Operating Expenses	\$58,800	\$0	\$0	\$0	\$0	\$0	\$0	\$0	\$58,800	
Contractual Services	\$5,000	\$0	\$0	\$0	\$0	\$0	\$0	\$0	\$5,000	
Operating Capital	\$0	\$0	\$0	\$0	\$0	\$0	\$0	\$0	\$0	
<b>TOTAL</b>	<b>\$228,100</b>	<b>\$0</b>	<b>\$0</b>	<b>\$0</b>	<b>\$0</b>	<b>\$0</b>	<b>\$0</b>	<b>\$0</b>	<b>\$228,100</b>	
<b>PROGRAM REVENUE</b>										
Taxes	\$0	\$0	\$0	\$0	\$0	\$0	\$0	\$0	\$0	
Intergovernmental Revenue	\$0	\$0	\$0	\$0	\$0	\$0	\$0	\$0	\$0	
Licenses & Permits	\$0	\$0	\$0	\$0	\$0	\$0	\$0	\$0	\$0	
Fines, Forfeits & Penalties	\$0	\$0	\$0	\$0	\$0	\$0	\$0	\$0	\$0	
Public Charges for Services	\$169,500	(\$38,400)	\$0	\$0	\$0	\$0	\$0	\$0	\$131,100	
Intergovernmental Charge for Services	\$0	\$0	\$0	\$0	\$0	\$0	\$0	\$0	\$0	
Miscellaneous	\$0	\$0	\$0	\$0	\$0	\$0	\$0	\$0	\$0	
Other Financing Sources	\$0	\$0	\$0	\$0	\$0	\$0	\$0	\$0	\$0	
<b>TOTAL</b>	<b>\$169,500</b>	<b>(\$38,400)</b>	<b>\$0</b>	<b>\$0</b>	<b>\$0</b>	<b>\$0</b>	<b>\$0</b>	<b>\$0</b>	<b>\$131,100</b>	
<b>GPR SUPPORT</b>	<b>\$58,600</b>	<b>\$38,400</b>	<b>\$0</b>	<b>\$0</b>	<b>\$0</b>	<b>\$0</b>	<b>\$0</b>	<b>\$0</b>	<b>\$97,000</b>	
<b>F.T.E. STAFF</b>	<b>1.000</b>	<b>0.000</b>	<b>0.000</b>	<b>0.000</b>	<b>0.000</b>	<b>0.000</b>	<b>0.000</b>	<b>0.000</b>	<b>1.000</b>	

NARRATIVE INFORMATION ABOUT DECISION ITEMS SHOWN ABOVE			Expenditures	Revenue	GPR Support
<b>2021 BUDGET BASE</b>			\$228,100	\$169,500	\$58,600
DI #	L&WR-HRTG-1	Pandemic Related Revenue Reductions			
DEPT			\$0	\$0	\$0
EXEC	Reduce revenues across multiple programs to reflect the negative trends in revenue collections due to the COVID-19 pandemic.		\$0	(\$38,400)	\$38,400
ADOPTED					\$0
NET DI # L&WR-HRTG-1			\$0	(\$38,400)	\$38,400
<b>2021 EXECUTIVE BUDGET</b>			\$228,100	\$131,100	\$97,000

<b>Dept:</b>	Land & Water Resources	63	<b>DANE COUNTY</b>	<b>Fund Name:</b>	General Fund
<b>Prgm:</b>	Water Resources Engineering	529/00		<b>Fund No:</b>	1110

**Mission:**  
The Water Resource Engineering Division is to provide conservation services to urban lands, provide enforcement services as authorized by Chapter 14 and develop and apply scientific methods to monitor and manage lake levels.

**Description:**  
This division is assigned all aspects of stormwater management as related to planning assistance; technical services and enforcement as authorized by Chapter 14. Enforcement of the winter spreading ordinance will be conducted by this division. This division will develop and implement scientific methods to monitor, forecast and evaluate various lake management alternatives including water levels, volumes and quality.

	Actual 2019	Adopted 2020	2019 Carry Forward	Board Transfers	Budget As Modified	2020 YTD	Estimated 2020	Department Request
<b>PROGRAM EXPENDITURES</b>								
Personnel Costs	\$951,940	\$915,594	\$10,000	\$12,700	\$938,294	\$260,786	\$900,444	\$1,102,700
Operating Expenses	\$86,483	\$33,400	\$272,565	\$0	\$305,965	\$3,814	\$306,051	\$33,400
Contractual Services	\$0	\$0	\$0	\$0	\$0	\$0	\$0	\$0
Operating Capital	\$0	\$0	\$0	\$0	\$0	\$0	\$0	\$0
<b>TOTAL</b>	<b>\$1,038,424</b>	<b>\$948,994</b>	<b>\$282,565</b>	<b>\$12,700</b>	<b>\$1,244,259</b>	<b>\$264,600</b>	<b>\$1,206,495</b>	<b>\$1,136,100</b>
<b>PROGRAM REVENUE</b>								
Taxes	\$0	\$0	\$0	\$0	\$0	\$0	\$0	\$0
Intergovernmental Revenue	\$212,162	\$204,500	\$0	\$0	\$204,500	\$13,572	\$232,581	\$204,500
Licenses & Permits	\$314,041	\$356,300	\$0	\$0	\$356,300	\$137,611	\$402,422	\$356,300
Fines, Forfeits & Penalties	\$0	\$2,500	\$0	\$0	\$2,500	\$0	\$2,500	\$2,500
Public Charges for Services	\$52,135	\$33,700	\$0	\$0	\$33,700	\$33,162	\$71,364	\$33,700
Intergovernmental Charge for Services	\$0	\$0	\$0	\$0	\$0	\$0	\$0	\$0
Miscellaneous	\$0	\$0	\$0	\$0	\$0	\$0	\$0	\$0
Other Financing Sources	\$0	\$0	\$0	\$0	\$0	\$0	\$0	\$0
<b>TOTAL</b>	<b>\$578,338</b>	<b>\$597,000</b>	<b>\$0</b>	<b>\$0</b>	<b>\$597,000</b>	<b>\$184,344</b>	<b>\$708,867</b>	<b>\$597,000</b>
<b>GPR SUPPORT</b>	<b>\$460,086</b>	<b>\$351,994</b>			<b>\$647,259</b>			<b>\$539,100</b>
<b>F.T.E. STAFF</b>	<b>9.500</b>	<b>8.600</b>					<b>8.600</b>	<b>9.600</b>

Dept: Land & Water Resources		63							Fund Name: General Fund	
Prgm: Water Resources Engineering		529/00							Fund No.: 1110	
DI#	2021 Base	Net Decision Items							2021 Executive Budget	
		01	02	03	04	05	06	07		
<b>PROGRAM EXPENDITURES</b>										
Personnel Costs	\$972,000	\$130,700	\$0	\$0	\$0	\$0	\$0	\$0	\$0	\$1,102,700
Operating Expenses	\$33,400	\$0	\$0	\$0	\$0	\$0	\$0	\$0	\$0	\$33,400
Contractual Services	\$0	\$0	\$0	\$0	\$0	\$0	\$0	\$0	\$0	\$0
Operating Capital	\$0	\$0	\$0	\$0	\$0	\$0	\$0	\$0	\$0	\$0
<b>TOTAL</b>	<b>\$1,005,400</b>	<b>\$130,700</b>	<b>\$0</b>	<b>\$0</b>	<b>\$0</b>	<b>\$0</b>	<b>\$0</b>	<b>\$0</b>	<b>\$0</b>	<b>\$1,136,100</b>
<b>PROGRAM REVENUE</b>										
Taxes	\$0	\$0	\$0	\$0	\$0	\$0	\$0	\$0	\$0	\$0
Intergovernmental Revenue	\$204,500	\$0	\$0	\$0	\$0	\$0	\$0	\$0	\$0	\$204,500
Licenses & Permits	\$356,300	\$0	\$0	\$0	\$0	\$0	\$0	\$0	\$0	\$356,300
Fines, Forfeits & Penalties	\$2,500	\$0	\$0	\$0	\$0	\$0	\$0	\$0	\$0	\$2,500
Public Charges for Services	\$33,700	\$0	\$0	\$0	\$0	\$0	\$0	\$0	\$0	\$33,700
Intergovernmental Charge for Services	\$0	\$0	\$0	\$0	\$0	\$0	\$0	\$0	\$0	\$0
Miscellaneous	\$0	\$0	\$0	\$0	\$0	\$0	\$0	\$0	\$0	\$0
Other Financing Sources	\$0	\$0	\$0	\$0	\$0	\$0	\$0	\$0	\$0	\$0
<b>TOTAL</b>	<b>\$597,000</b>	<b>\$0</b>	<b>\$0</b>	<b>\$0</b>	<b>\$0</b>	<b>\$0</b>	<b>\$0</b>	<b>\$0</b>	<b>\$0</b>	<b>\$597,000</b>
<b>GPR SUPPORT</b>	<b>\$408,400</b>	<b>\$130,700</b>	<b>\$0</b>	<b>\$0</b>	<b>\$0</b>	<b>\$0</b>	<b>\$0</b>	<b>\$0</b>	<b>\$0</b>	<b>\$539,100</b>
<b>F.T.E. STAFF</b>	<b>8.600</b>	<b>1.000</b>	<b>0.000</b>	<b>0.000</b>	<b>0.000</b>	<b>0.000</b>	<b>0.000</b>	<b>0.000</b>	<b>0.000</b>	<b>9.600</b>

NARRATIVE INFORMATION ABOUT DECISION ITEMS SHOWN ABOVE		Expenditures	Revenue	GPR Support
<b>2021 BUDGET BASE</b>		\$1,005,400	\$597,000	\$408,400
DI #	L&WR-WRED-1			
DEPT	Move 1.0 FTE from Administration Division to Water Resource Engineering Division To move a 1.0 FTE Stormwater Engineer from the Administration Division to the Water Resource Engineering Division to better reflect the duties and responsibilities of the position.	\$130,700	\$0	\$130,700
EXEC	Approved as Requested	\$0	\$0	\$0
ADOPTED				\$0
NET DI # L&WR-WRED-1		\$130,700	\$0	\$130,700
<b>2021 EXECUTIVE BUDGET</b>		\$1,136,100	\$597,000	\$539,100

<b>Dept:</b>	Land & Water Resources	63	<b>DANE COUNTY</b>	<b>Fund Name:</b>	General Fund
<b>Prgm:</b>	Conservation	526/00		<b>Fund No:</b>	1110

**Mission:**  
To provide technical service and conservation planning assistance to landowners and landusers in Dane County for the purpose of protecting and enhancing the soil and water resources of the County.

**Description:**  
Chapter 92 of Wisconsin Statutes requires counties to establish a Land Conservation Committee to administer and manage soil conservation, flood prevention, water management, erosion control, or other programs concerned with the conservation of soil and other natural resources. The committee makes recommendations to all governments and agencies doing conservation work in the county and has entered into formal agreements with the USDA Natural Resources Conservation Service, Wisconsin Department of Natural Resources, and Wisconsin Department of Agriculture, Trade and Consumer Protection. The committee, in cooperation with the Dane County Conservation League, and So. Wisconsin Chapter of Trout Unlimited, and, other non profit organizations, coordinate streambank projects initiated by volunteers and student work groups. The committee also sponsors applications under PL 566: Wisconsin Fund; conservation supplemental cost sharing; tree planting. To implement and administer Chapter 14, provide performance standards and animal waste programs. The division also supports and implements the Adaptive Management Program.

	Actual 2019	Adopted 2020	2019 Carry Forward	Board Transfers	Budget As Modified	2020 YTD	Estimated 2020	Department Request
<b>PROGRAM EXPENDITURES</b>								
Personnel Costs	\$1,136,053	\$1,329,400	\$0	\$0	\$1,329,400	\$384,594	\$1,365,838	\$1,321,600
Operating Expenses	\$242,907	\$193,160	\$260,651	\$0	\$453,811	\$67,499	\$453,446	\$193,160
Contractual Services	\$0	\$0	\$0	\$0	\$0	\$0	\$0	\$0
Operating Capital	\$0	\$0	\$0	\$0	\$0	\$0	\$0	\$0
<b>TOTAL</b>	<b>\$1,378,960</b>	<b>\$1,522,560</b>	<b>\$260,651</b>	<b>\$0</b>	<b>\$1,783,211</b>	<b>\$452,092</b>	<b>\$1,819,284</b>	<b>\$1,514,760</b>
<b>PROGRAM REVENUE</b>								
Taxes	\$0	\$0	\$0	\$0	\$0	\$0	\$0	\$0
Intergovernmental Revenue	\$1,046,756	\$922,390	\$53,684	\$0	\$976,074	\$32,860	\$950,645	\$922,390
Licenses & Permits	\$0	\$0	\$0	\$0	\$0	\$0	\$0	\$0
Fines, Forfeits & Penalties	\$0	\$0	\$0	\$0	\$0	\$0	\$0	\$0
Public Charges for Services	\$0	\$0	\$0	\$0	\$0	\$0	\$0	\$0
Intergovernmental Charge for Services	\$0	\$0	\$0	\$0	\$0	\$0	\$0	\$0
Miscellaneous	\$10,853	\$2,500	\$0	\$0	\$2,500	\$1,360	\$1,762	\$2,500
Other Financing Sources	\$0	\$0	\$0	\$0	\$0	\$0	\$0	\$0
<b>TOTAL</b>	<b>\$1,057,609</b>	<b>\$924,890</b>	<b>\$53,684</b>	<b>\$0</b>	<b>\$978,574</b>	<b>\$34,220</b>	<b>\$952,407</b>	<b>\$924,890</b>
<b>GPR SUPPORT</b>	<b>\$321,351</b>	<b>\$597,670</b>			<b>\$804,637</b>			<b>\$589,870</b>
<b>F.T.E. STAFF</b>	<b>12.000</b>	<b>12.000</b>					<b>12.000</b>	<b>12.000</b>



<b>Dept:</b>	Land & Water Resources	63							<b>Fund Name:</b>	General Fund
<b>Prgm:</b>	Conservation	526/00							<b>Fund No.:</b>	1110
DI#	2021 Base	Net Decision Items							2021 Executive Budget	
		01	02	03	04	05	06	07		
<b>PROGRAM EXPENDITURES</b>										
Personnel Costs	\$1,420,500	(\$98,900)	\$0	\$0	\$0	\$0	\$0	\$0	\$1,321,600	
Operating Expenses	\$193,160	\$0	\$0	\$0	\$0	\$0	\$0	\$0	\$193,160	
Contractual Services	\$0	\$0	\$0	\$0	\$0	\$0	\$0	\$0	\$0	
Operating Capital	\$0	\$0	\$0	\$0	\$0	\$0	\$0	\$0	\$0	
<b>TOTAL</b>	<b>\$1,613,660</b>	<b>(\$98,900)</b>	<b>\$0</b>	<b>\$0</b>	<b>\$0</b>	<b>\$0</b>	<b>\$0</b>	<b>\$0</b>	<b>\$1,514,760</b>	
<b>PROGRAM REVENUE</b>										
Taxes	\$0	\$0	\$0	\$0	\$0	\$0	\$0	\$0	\$0	
Intergovernmental Revenue	\$922,390	\$0	\$0	\$0	\$0	\$0	\$0	\$0	\$922,390	
Licenses & Permits	\$0	\$0	\$0	\$0	\$0	\$0	\$0	\$0	\$0	
Fines, Forfeits & Penalties	\$0	\$0	\$0	\$0	\$0	\$0	\$0	\$0	\$0	
Public Charges for Services	\$0	\$0	\$0	\$0	\$0	\$0	\$0	\$0	\$0	
Intergovernmental Charge for Services	\$0	\$0	\$0	\$0	\$0	\$0	\$0	\$0	\$0	
Miscellaneous	\$2,500	\$0	\$0	\$0	\$0	\$0	\$0	\$0	\$2,500	
Other Financing Sources	\$0	\$0	\$0	\$0	\$0	\$0	\$0	\$0	\$0	
<b>TOTAL</b>	<b>\$924,890</b>	<b>\$0</b>	<b>\$0</b>	<b>\$0</b>	<b>\$0</b>	<b>\$0</b>	<b>\$0</b>	<b>\$0</b>	<b>\$924,890</b>	
<b>GPR SUPPORT</b>	<b>\$688,770</b>	<b>(\$98,900)</b>	<b>\$0</b>	<b>\$0</b>	<b>\$0</b>	<b>\$0</b>	<b>\$0</b>	<b>\$0</b>	<b>\$589,870</b>	
<b>F.T.E. STAFF</b>	<b>12.000</b>	<b>0.000</b>	<b>0.000</b>	<b>0.000</b>	<b>0.000</b>	<b>0.000</b>	<b>0.000</b>	<b>0.000</b>	<b>12.000</b>	

NARRATIVE INFORMATION ABOUT DECISION ITEMS SHOWN ABOVE			Expenditures	Revenue	GPR Support
<b>2021 BUDGET BASE</b>			\$1,613,660	\$924,890	\$688,770
DI #	L&WR-CONS-1	Unfund a 1.0 FTE			
DEPT	To unfund a 1.0 FTE Conservation Technician to meet budgetary reductions.		(\$98,900)	\$0	(\$98,900)
EXEC	Approved as Requested		\$0	\$0	\$0
ADOPTED					\$0
NET DI # L&WR-CONS-1			(\$98,900)	\$0	(\$98,900)
<b>2021 EXECUTIVE BUDGET</b>			\$1,514,760	\$924,890	\$589,870

<b>Dept:</b>	Land & Water Resources	63	<b>DANE COUNTY</b>	<b>Fund Name:</b>	General Fund
<b>Prgm:</b>	Lake Management	528/37		<b>Fund No:</b>	1110

## Mission:

This Land and Water Resource Department program's mission is to improve the utility of lake resources through implementation of lake management programs.


## Description:

The Lake Management Program is responsible for lake level monitoring and control; weed harvesting; operating the Tenney, Babcock, and Kegonsa Park Locks.

	Actual 2019	Adopted 2020	2019 Carry Forward	Board Transfers	Budget As Modified	2020 YTD	Estimated 2020	Department Request
<b>PROGRAM EXPENDITURES</b>								
Personnel Costs	\$588,960	\$634,400	\$0	\$0	\$634,400	\$108,593	\$651,104	\$1,010,700
Operating Expenses	\$141,067	\$155,500	\$7,732	\$0	\$163,232	\$21,769	\$139,364	\$155,500
Contractual Services	\$0	\$0	\$0	\$0	\$0	\$0	\$0	\$0
Operating Capital	\$0	\$0	\$0	\$0	\$0	\$0	\$0	\$0
<b>TOTAL</b>	<b>\$730,028</b>	<b>\$789,900</b>	<b>\$7,732</b>	<b>\$0</b>	<b>\$797,632</b>	<b>\$130,361</b>	<b>\$790,468</b>	<b>\$1,166,200</b>
<b>PROGRAM REVENUE</b>								
Taxes	\$0	\$0	\$0	\$0	\$0	\$0	\$0	\$0
Intergovernmental Revenue	\$34,470	\$45,000	\$0	\$0	\$45,000	\$0	\$45,000	\$45,000
Licenses & Permits	\$0	\$0	\$0	\$0	\$0	\$0	\$0	\$0
Fines, Forfeits & Penalties	\$0	\$0	\$0	\$0	\$0	\$0	\$0	\$0
Public Charges for Services	\$32,389	\$29,800	\$0	\$0	\$29,800	\$5,696	\$32,800	\$29,800
Intergovernmental Charge for Services	\$0	\$0	\$0	\$0	\$0	\$0	\$0	\$0
Miscellaneous	\$0	\$0	\$0	\$0	\$0	\$0	\$0	\$0
Other Financing Sources	\$0	\$0	\$0	\$0	\$0	\$0	\$0	\$0
<b>TOTAL</b>	<b>\$66,859</b>	<b>\$74,800</b>	<b>\$0</b>	<b>\$0</b>	<b>\$74,800</b>	<b>\$5,696</b>	<b>\$77,800</b>	<b>\$74,800</b>
<b>GPR SUPPORT</b>	<b>\$663,169</b>	<b>\$715,100</b>			<b>\$722,832</b>			<b>\$1,091,400</b>
<b>F.T.E. STAFF</b>	<b>3.000</b>	<b>7.000</b>					<b>7.000</b>	<b>7.000</b>

<b>Dept:</b>	Land & Water Resources	63							<b>Fund Name:</b>	General Fund
<b>Prgm:</b>	Lake Management	528/37							<b>Fund No.:</b>	1110
<b>DI#</b>	NONE	2021 Base	<b>Net Decision Items</b>							2021 Executive Budget
			<b>01</b>	<b>02</b>	<b>03</b>	<b>04</b>	<b>05</b>	<b>06</b>	<b>07</b>	
<b>PROGRAM EXPENDITURES</b>										
Personnel Costs	\$1,010,700	\$0	\$0	\$0	\$0	\$0	\$0	\$0	\$0	\$1,010,700
Operating Expenses	\$155,500	\$0	\$0	\$0	\$0	\$0	\$0	\$0	\$0	\$155,500
Contractual Services	\$0	\$0	\$0	\$0	\$0	\$0	\$0	\$0	\$0	\$0
Operating Capital	\$0	\$0	\$0	\$0	\$0	\$0	\$0	\$0	\$0	\$0
<b>TOTAL</b>	<b>\$1,166,200</b>	<b>\$0</b>	<b>\$0</b>	<b>\$0</b>	<b>\$0</b>	<b>\$0</b>	<b>\$0</b>	<b>\$0</b>	<b>\$0</b>	<b>\$1,166,200</b>
<b>PROGRAM REVENUE</b>										
Taxes	\$0	\$0	\$0	\$0	\$0	\$0	\$0	\$0	\$0	\$0
Intergovernmental Revenue	\$45,000	\$0	\$0	\$0	\$0	\$0	\$0	\$0	\$0	\$45,000
Licenses & Permits	\$0	\$0	\$0	\$0	\$0	\$0	\$0	\$0	\$0	\$0
Fines, Forfeits & Penalties	\$0	\$0	\$0	\$0	\$0	\$0	\$0	\$0	\$0	\$0
Public Charges for Services	\$29,800	\$0	\$0	\$0	\$0	\$0	\$0	\$0	\$0	\$29,800
Intergovernmental Charge for Services	\$0	\$0	\$0	\$0	\$0	\$0	\$0	\$0	\$0	\$0
Miscellaneous	\$0	\$0	\$0	\$0	\$0	\$0	\$0	\$0	\$0	\$0
Other Financing Sources	\$0	\$0	\$0	\$0	\$0	\$0	\$0	\$0	\$0	\$0
<b>TOTAL</b>	<b>\$74,800</b>	<b>\$0</b>	<b>\$0</b>	<b>\$0</b>	<b>\$0</b>	<b>\$0</b>	<b>\$0</b>	<b>\$0</b>	<b>\$0</b>	<b>\$74,800</b>
<b>GPR SUPPORT</b>	<b>\$1,091,400</b>	<b>\$0</b>	<b>\$0</b>	<b>\$0</b>	<b>\$0</b>	<b>\$0</b>	<b>\$0</b>	<b>\$0</b>	<b>\$0</b>	<b>\$1,091,400</b>
<b>F.T.E. STAFF</b>	<b>7.000</b>	<b>0.000</b>	<b>0.000</b>	<b>0.000</b>	<b>0.000</b>	<b>0.000</b>	<b>0.000</b>	<b>0.000</b>	<b>0.000</b>	<b>7.000</b>

<b>NARRATIVE INFORMATION ABOUT DECISION ITEMS SHOWN ABOVE</b>	Expenditures	Revenue	GPR Support
<b>2021 BUDGET BASE</b>	\$1,166,200	\$74,800	\$1,091,400
<b>2021 EXECUTIVE BUDGET</b>	\$1,166,200	\$74,800	\$1,091,400



<b>Dept:</b>	Extension	80	<b>DANE COUNTY</b>	<b>Fund Name:</b>	General Fund
<b>Prgm:</b>	Extension	000/00		<b>Fund No:</b>	1110

**Mission:**  
 UW-Extension in Dane County provides current research-based information and programming for county residents. Extension educators provide practical education in agriculture, horticulture, youth development, financial education, nutrition education, community & economic development, food systems and natural resources. The Dane County UW-Extension staff are supported by UW-Madison and Extension specialists and the department has many collaborating program partners in the county.

**Description:**  
 Under Chapter 59.87 of the Wisconsin Statutes, this office is the official community outreach arm of the University of Wisconsin, and is authorized to make available the educational resources of the University system to county residents who are not primarily campus students. This information spans many subject areas: agriculture, horticulture, business and industry, community development, natural and environmental resources, family living education, nutrition, and youth development. Educators work with committees, individuals, and families, as well as varied citizen and professional groups which include people of every age, socio-economic status, ethnicity and race. The Dane County Extension Office, which has been serving area residents since 1917, currently has educators in crops & soils, dairy & livestock, organic vegetable production, home horticulture, financial education, 4-H and youth development, natural resources, community & economic development, food systems and the FoodWise nutrition program.

	Actual 2019	Adopted 2020	2019 Carry Forward	Board Transfers	Budget As Modified	2020 YTD	Estimated 2020	Department Request
<b>PROGRAM EXPENDITURES</b>								
Personnel Costs	\$480,982	\$630,547	\$0	(\$96,419)	\$534,128	\$168,820	\$563,313	\$498,100
Operating Expenses	\$226,772	\$267,996	\$207,642	\$0	\$475,638	\$91,202	\$506,676	\$149,296
Contractual Services	\$663,949	\$724,251	\$29,833	\$96,419	\$850,503	\$5,699	\$757,085	\$865,200
Operating Capital	\$0	\$0	\$0	\$0	\$0	\$0	\$0	\$0
<b>TOTAL</b>	<b>\$1,371,703</b>	<b>\$1,622,794</b>	<b>\$237,475</b>	<b>\$0</b>	<b>\$1,860,269</b>	<b>\$265,721</b>	<b>\$1,827,074</b>	<b>\$1,512,596</b>
<b>PROGRAM REVENUE</b>								
Taxes	\$0	\$0	\$0	\$0	\$0	\$0	\$0	\$0
Intergovernmental Revenue	\$82,907	\$100,786	\$5,311	\$0	\$106,097	\$14,411	\$106,097	\$102,418
Licenses & Permits	\$0	\$0	\$0	\$0	\$0	\$0	\$0	\$0
Fines, Forfeits & Penalties	\$0	\$0	\$0	\$0	\$0	\$0	\$0	\$0
Public Charges for Services	\$223,527	\$216,000	\$10,000	\$0	\$226,000	\$59,034	\$235,194	\$135,000
Intergovernmental Charge for Services	\$0	\$0	\$0	\$0	\$0	\$0	\$0	\$0
Miscellaneous	\$4,146	\$3,000	\$0	\$0	\$3,000	\$1,048	\$4,187	\$3,000
Other Financing Sources	\$0	\$0	\$0	\$0	\$0	\$0	\$0	\$0
<b>TOTAL</b>	<b>\$310,580</b>	<b>\$319,786</b>	<b>\$15,311</b>	<b>\$0</b>	<b>\$335,097</b>	<b>\$74,493</b>	<b>\$345,478</b>	<b>\$240,418</b>
<b>GPR SUPPORT</b>	<b>\$1,061,123</b>	<b>\$1,303,008</b>			<b>\$1,525,172</b>			<b>\$1,272,178</b>
<b>F.T.E. STAFF</b>	<b>7.300</b>	<b>8.800</b>					<b>6.800</b>	<b>6.800</b>

Dept: Extension		80							Fund Name: General Fund	
Prgm: Extension		000/00							Fund No.: 1110	
DI#	2021 Base	Net Decision Items							2021 Executive Budget	
		01	02	03	04	05	06	07		
<b>PROGRAM EXPENDITURES</b>										
Personnel Costs	\$498,100	\$0	\$0	\$0	\$0	\$0	\$0	\$0	\$498,100	
Operating Expenses	\$255,996	(\$1,000)	(\$92,000)	(\$10,500)	\$0	(\$3,200)	\$0	\$0	\$149,296	
Contractual Services	\$870,651	\$0	\$0	\$0	(\$5,451)	\$0	\$0	\$0	\$865,200	
Operating Capital	\$0	\$0	\$0	\$0	\$0	\$0	\$0	\$0	\$0	
<b>TOTAL</b>	<b>\$1,624,747</b>	<b>(\$1,000)</b>	<b>(\$92,000)</b>	<b>(\$10,500)</b>	<b>(\$5,451)</b>	<b>(\$3,200)</b>	<b>\$0</b>	<b>\$0</b>	<b>\$1,512,596</b>	
<b>PROGRAM REVENUE</b>										
Taxes	\$0	\$0	\$0	\$0	\$0	\$0	\$0	\$0	\$0	
Intergovernmental Revenue	\$100,786	\$0	\$0	\$0	\$0	\$0	\$0	\$1,632	\$102,418	
Licenses & Permits	\$0	\$0	\$0	\$0	\$0	\$0	\$0	\$0	\$0	
Fines, Forfeits & Penalties	\$0	\$0	\$0	\$0	\$0	\$0	\$0	\$0	\$0	
Public Charges for Services	\$216,000	(\$50,900)	(\$86,000)	\$0	\$0	\$0	\$5,000	\$0	\$84,100	
Intergovernmental Charge for Services	\$0	\$0	\$0	\$0	\$0	\$0	\$0	\$0	\$0	
Miscellaneous	\$3,000	\$0	\$0	\$0	\$0	\$0	\$0	\$0	\$3,000	
Other Financing Sources	\$0	\$0	\$0	\$0	\$0	\$0	\$0	\$0	\$0	
<b>TOTAL</b>	<b>\$319,786</b>	<b>(\$50,900)</b>	<b>(\$86,000)</b>	<b>\$0</b>	<b>\$0</b>	<b>\$0</b>	<b>\$5,000</b>	<b>\$1,632</b>	<b>\$189,518</b>	
<b>GPR SUPPORT</b>	<b>\$1,304,961</b>	<b>\$49,900</b>	<b>(\$6,000)</b>	<b>(\$10,500)</b>	<b>(\$5,451)</b>	<b>(\$3,200)</b>	<b>(\$5,000)</b>	<b>(\$1,632)</b>	<b>\$1,323,078</b>	
<b>F.T.E. STAFF</b>	<b>6.800</b>	<b>0.000</b>	<b>0.000</b>	<b>0.000</b>	<b>0.000</b>	<b>0.000</b>	<b>0.000</b>	<b>0.000</b>	<b>6.800</b>	

NARRATIVE INFORMATION ABOUT DECISION ITEMS SHOWN ABOVE		Expenditures	Revenue	GPR Support
<b>2021 BUDGET BASE</b>		\$1,624,747	\$319,786	\$1,304,961
DI #	EXTN-EXTN-1 Reduce funds for Extension sales material			
DEPT	Reduce funds for Extension sales material that is sold at the front counter.	(\$1,000)	\$0	(\$1,000)
EXEC	Approve as requested. Also, reduce revenues across multiple programs to reflect the negative trends in revenue collections due to the COVID-19 pandemic.	\$0	(\$50,900)	\$50,900
ADOPTED				\$0
NET DI # EXTN-EXTN-1		(\$1,000)	(\$50,900)	\$49,900

Dept:	Extension	80	Fund Name:	General Fund	
Prgm:	Extension	000/00	Fund No.:	1110	
NARRATIVE INFORMATION ABOUT DECISION ITEMS SHOWN ON PREVIOUS PAGE			Expenditures	Revenue	GPR Support
DI #	EXTN-EXTN-2	Eliminate the expense and revenue lines for the Financial Education Center (FEC).			
DEPT	Eliminate the expense and revenue lines for the Financial Education Center (FEC) and move the program onto the department's existing program development budget lines.		(\$92,000)	(\$86,000)	(\$6,000)
EXEC	Approved as Requested		\$0	\$0	\$0
ADOPTED					\$0
NET DI #    EXTN-EXTN-2			(\$92,000)	(\$86,000)	(\$6,000)
DI #	EXTN-EXTN-3	Reduce pollinator protection funding			
DEPT	The Natural Resources educator has focused on pollinator protection education for the past several years. Extension and the Environmental Council have been leading an effort to develop Pollinator Protection educational materials and outreach. The goals of this effort were recommendations produced by the Dane County Pollinator Protection Task Force and have largely been met.		(\$10,500)	\$0	(\$10,500)
EXEC	Approved as Requested		\$0	\$0	\$0
ADOPTED					\$0
NET DI #    EXTN-EXTN-3			(\$10,500)	\$0	(\$10,500)
DI #	EXTN-EXTN-4	Reduce Dane County Fair funds			
DEPT	These funds are allocated to the Alliant Energy Center annually to offset the cost of the Dane County Fair expenses.		(\$5,451)	\$0	(\$5,451)
EXEC	Approved as Requested		\$0	\$0	\$0
ADOPTED					\$0
NET DI #    EXTN-EXTN-4			(\$5,451)	\$0	(\$5,451)

Dept:	Extension	80	Fund Name:	General Fund	
Prgm:	Extension	000/00	Fund No.:	1110	
NARRATIVE INFORMATION ABOUT DECISION ITEMS SHOWN ON PREVIOUS PAGE			Expenditures	Revenue	GPR Support
DI #	EXTN-EXTN-5	Reduce pesticide application traing (PAT) expense line.			
DEPT	Reduce pesticide application traing (PAT) expense line.		(\$3,200)	\$0	(\$3,200)
EXEC	Approved as Requested		\$0	\$0	\$0
ADOPTED					\$0
NET DI # EXTN-EXTN-5			(\$3,200)	\$0	(\$3,200)
DI #	EXTN-EXTN-6	Increase FairShare CSA revenue line.			
DEPT	The FairShare CSA Coalition co-funds the Organic Produce Educator position. Their portion of the funding has been stable for the past several years.		\$0	\$5,000	(\$5,000)
EXEC	Approved as Requested		\$0	\$0	\$0
ADOPTED					\$0
NET DI # EXTN-EXTN-6			\$0	\$5,000	(\$5,000)
DI #	EXTN-EXTN-7	Increase Dane County Farm Bureau Revenue line			
DEPT	The Dane County Farm Bureau co-funds the Ag in the Classroom position.		\$0	\$1,632	(\$1,632)
EXEC	Approved as Requested		\$0	\$0	\$0
ADOPTED					\$0
NET DI # EXTN-EXTN-7			\$0	\$1,632	(\$1,632)
<b>2021 EXECUTIVE BUDGET</b>			<b>\$1,512,596</b>	<b>\$189,518</b>	<b>\$1,323,078</b>



## Miscellaneous Appropriations

Miscellaneous Appropriations  
\* Dane County Historical Society

<b>Dept:</b>	Miscellaneous Appropriations	27	<b>DANE COUNTY</b>	<b>Fund Name:</b>	General Fund
<b>Prgm:</b>	Dane County Historical Society	502/00		<b>Fund No:</b>	1110

## Mission:

To document and preserve the historical record of Dane County.

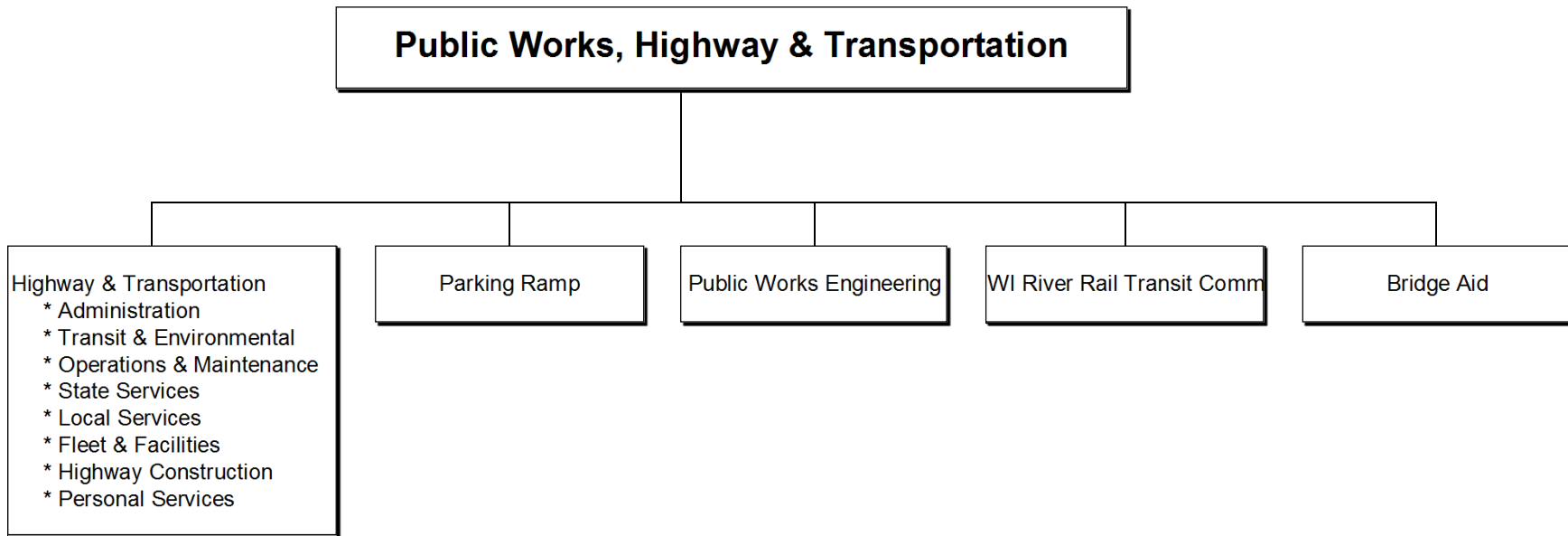
## Description:

The Society documents and preserves the historical record of Dane County by increasing public awareness of an appreciation for the history of Dane County, through such programs as erecting and maintaining historical markers commemorating Dane County history and maintaining the Dane County Historic Records Archives. The Society also provides public programs on historic and archival subjects. In addition to County support, the Society also actively seeks private and membership support and makes extensive use of volunteers, including its broad-based Board of Directors.

	Actual 2019	Adopted 2020	2019 Carry Forward	Board Transfers	Budget As Modified	2020 YTD	Estimated 2020	Department Request
<b>PROGRAM EXPENDITURES</b>								
Personnel Costs	\$0	\$0	\$0	\$0	\$0	\$0	\$0	\$0
Operating Expenses	\$0	\$0	\$0	\$0	\$0	\$0	\$0	\$0
Contractual Services	\$5,094	\$5,094	\$0	\$0	\$5,094	\$0	\$5,094	\$4,967
Operating Capital	\$0	\$0	\$0	\$0	\$0	\$0	\$0	\$0
<b>TOTAL</b>	<b>\$5,094</b>	<b>\$5,094</b>	<b>\$0</b>	<b>\$0</b>	<b>\$5,094</b>	<b>\$0</b>	<b>\$5,094</b>	<b>\$4,967</b>
<b>PROGRAM REVENUE</b>								
Taxes	\$0	\$0	\$0	\$0	\$0	\$0	\$0	\$0
Intergovernmental Revenue	\$0	\$0	\$0	\$0	\$0	\$0	\$0	\$0
Licenses & Permits	\$0	\$0	\$0	\$0	\$0	\$0	\$0	\$0
Fines, Forfeits & Penalties	\$0	\$0	\$0	\$0	\$0	\$0	\$0	\$0
Public Charges for Services	\$0	\$0	\$0	\$0	\$0	\$0	\$0	\$0
Intergovernmental Charge for Services	\$0	\$0	\$0	\$0	\$0	\$0	\$0	\$0
Miscellaneous	\$0	\$0	\$0	\$0	\$0	\$0	\$0	\$0
Other Financing Sources	\$0	\$0	\$0	\$0	\$0	\$0	\$0	\$0
<b>TOTAL</b>	<b>\$0</b>	<b>\$0</b>	<b>\$0</b>	<b>\$0</b>	<b>\$0</b>	<b>\$0</b>	<b>\$0</b>	<b>\$0</b>
<b>GPR SUPPORT</b>	<b>\$5,094</b>	<b>\$5,094</b>			<b>\$5,094</b>			<b>\$4,967</b>
<b>F.T.E. STAFF</b>	<b>0.000</b>	<b>0.000</b>					<b>0.000</b>	<b>0.000</b>

<b>Dept:</b>	Miscellaneous Appropriations	27							<b>Fund Name:</b>	General Fund
<b>Prgm:</b>	Dane County Historical Society	502/00							<b>Fund No.:</b>	1110
	2021	<b>Net Decision Items</b>							2021 Executive	
<b>DI#</b>	<b>Base</b>	<b>01</b>	<b>02</b>	<b>03</b>	<b>04</b>	<b>05</b>	<b>06</b>	<b>07</b>	<b>Budget</b>	
<b>PROGRAM EXPENDITURES</b>										
Personnel Costs	\$0	\$0	\$0	\$0	\$0	\$0	\$0	\$0	\$0	
Operating Expenses	\$0	\$0	\$0	\$0	\$0	\$0	\$0	\$0	\$0	
Contractual Services	\$5,094	(\$127)	\$0	\$0	\$0	\$0	\$0	\$0	\$4,967	
Operating Capital	\$0	\$0	\$0	\$0	\$0	\$0	\$0	\$0	\$0	
<b>TOTAL</b>	<b>\$5,094</b>	<b>(\$127)</b>	<b>\$0</b>	<b>\$0</b>	<b>\$0</b>	<b>\$0</b>	<b>\$0</b>	<b>\$0</b>	<b>\$4,967</b>	
<b>PROGRAM REVENUE</b>										
Taxes	\$0	\$0	\$0	\$0	\$0	\$0	\$0	\$0	\$0	
Intergovernmental Revenue	\$0	\$0	\$0	\$0	\$0	\$0	\$0	\$0	\$0	
Licenses & Permits	\$0	\$0	\$0	\$0	\$0	\$0	\$0	\$0	\$0	
Fines, Forfeits & Penalties	\$0	\$0	\$0	\$0	\$0	\$0	\$0	\$0	\$0	
Public Charges for Services	\$0	\$0	\$0	\$0	\$0	\$0	\$0	\$0	\$0	
Intergovernmental Charge for Services	\$0	\$0	\$0	\$0	\$0	\$0	\$0	\$0	\$0	
Miscellaneous	\$0	\$0	\$0	\$0	\$0	\$0	\$0	\$0	\$0	
Other Financing Sources	\$0	\$0	\$0	\$0	\$0	\$0	\$0	\$0	\$0	
<b>TOTAL</b>	<b>\$0</b>	<b>\$0</b>	<b>\$0</b>	<b>\$0</b>	<b>\$0</b>	<b>\$0</b>	<b>\$0</b>	<b>\$0</b>	<b>\$0</b>	
<b>GPR SUPPORT</b>	<b>\$5,094</b>	<b>(\$127)</b>	<b>\$0</b>	<b>\$0</b>	<b>\$0</b>	<b>\$0</b>	<b>\$0</b>	<b>\$0</b>	<b>\$4,967</b>	
<b>F.T.E. STAFF</b>	<b>0.000</b>	<b>0.000</b>	<b>0.000</b>	<b>0.000</b>	<b>0.000</b>	<b>0.000</b>	<b>0.000</b>	<b>0.000</b>	<b>0.000</b>	

<b>NARRATIVE INFORMATION ABOUT DECISION ITEMS SHOWN ABOVE</b>			Expenditures	Revenue	GPR Support
<b>2021 BUDGET BASE</b>			\$5,094	\$0	\$5,094
DI #	MISC-HIST-1	GPR Reduction			
DEPT	Reduction in expenditures to meet the 2.5% GPR Reduction guideline for the 2021 Budget.		(\$127)	\$0	(\$127)
EXEC	Approved as Requested		\$0	\$0	\$0
ADOPTED					\$0
NET DI # MISC-HIST-1			(\$127)	\$0	(\$127)
<b>2021 EXECUTIVE BUDGET</b>			\$4,967	\$0	\$4,967



<b>Dept:</b>	Public Works, Hwy & Transp.	71	<b>DANE COUNTY</b>	<b>Fund Name:</b>	Highway Fund
<b>Prgm:</b>	Administration	110/00		<b>Fund No:</b>	4210

**Mission:**

To provide leadership, guidance, direction and support to the operating programs, Transportation Committee, County Executive and County Board on county transportation related issues.

**Description:**

This program administers and monitors the following areas:  
 personnel management and payroll;  
 engineering oversight (capital & operating) and engineering design supervision;  
 accounting and systems development, including capital and operating budgets;  
 committee activities;  
 purchasing;  
 issuance of utility, overweight and driveway permits;  
 principal and interest on debt and indirect costs;  
 general operations of all divisions, including accounting for the Wisconsin River Rail Transit Commission.

	Actual 2019	Adopted 2020	2019 Carry Forward	Board Transfers	Budget As Modified	2020 YTD	Estimated 2020	Department Request
<b>PROGRAM EXPENDITURES</b>								
Personnel Costs	\$3,197,856	\$2,442,300	\$0	\$0	\$2,442,300	\$653,675	\$2,298,800	\$2,486,900
Operating Expenses	\$4,870,346	\$4,704,268	\$21,391	\$0	\$4,725,659	\$135,206	\$4,747,249	\$4,704,114
Contractual Services	\$515,843	\$586,764	\$0	\$0	\$586,764	\$191,388	\$586,764	\$588,264
Operating Capital	\$0	\$0	\$0	\$0	\$0	\$0	\$0	\$0
<b>TOTAL</b>	<b>\$8,584,045</b>	<b>\$7,733,332</b>	<b>\$21,391</b>	<b>\$0</b>	<b>\$7,754,723</b>	<b>\$980,269</b>	<b>\$7,632,813</b>	<b>\$7,779,278</b>
<b>PROGRAM REVENUE</b>								
Taxes	\$0	\$0	\$0	\$0	\$0	\$0	\$0	\$0
Intergovernmental Revenue	\$841,729	\$750,673	\$0	\$0	\$750,673	\$312,793	\$698,664	\$750,673
Licenses & Permits	\$123,649	\$117,000	\$0	\$0	\$117,000	\$47,500	\$117,000	\$117,000
Fines, Forfeits & Penalties	\$0	\$0	\$0	\$0	\$0	\$0	\$0	\$0
Public Charges for Services	\$0	\$0	\$0	\$0	\$0	\$0	\$0	\$0
Intergovernmental Charge for Services	\$0	\$0	\$0	\$0	\$0	\$0	\$0	\$0
Miscellaneous	\$685,801	\$10,100	\$0	\$0	\$10,100	\$151,310	\$139,529	\$10,100
Other Financing Sources	\$0	\$0	\$0	\$0	\$0	\$0	\$0	\$0
<b>TOTAL</b>	<b>\$1,651,179</b>	<b>\$877,773</b>	<b>\$0</b>	<b>\$0</b>	<b>\$877,773</b>	<b>\$511,603</b>	<b>\$955,193</b>	<b>\$877,773</b>
<b>GPR SUPPORT</b>	<b>\$6,932,866</b>	<b>\$6,855,559</b>			<b>\$6,876,950</b>			<b>\$6,901,505</b>
<b>F.T.E. STAFF</b>	<b>17.200</b>	<b>17.200</b>					<b>17.200</b>	<b>17.200</b>

<b>Dept:</b>	Public Works, Hwy & Transp.	71							<b>Fund Name:</b>	Highway Fund
<b>Prgm:</b>	Administration	110/00							<b>Fund No.:</b>	4210
<b>DI#</b>	<b>2021 Base</b>	<b>Net Decision Items</b>							<b>2021 Executive Budget</b>	
		<b>01</b>	<b>02</b>	<b>03</b>	<b>04</b>	<b>05</b>	<b>06</b>	<b>07</b>		
<b>PROGRAM EXPENDITURES</b>										
Personnel Costs	\$2,486,900	\$0	\$0	\$0	\$0	\$0	\$0	\$0	\$2,486,900	
Operating Expenses	\$4,704,114	\$0	\$356,450	\$0	\$0	\$0	\$0	\$0	\$5,060,564	
Contractual Services	\$588,264	\$56,047	\$0	\$0	\$0	\$0	\$0	\$0	\$644,311	
Operating Capital	\$0	\$0	\$0	\$0	\$0	\$0	\$0	\$0	\$0	
<b>TOTAL</b>	<b>\$7,779,278</b>	<b>\$56,047</b>	<b>\$356,450</b>	<b>\$0</b>	<b>\$0</b>	<b>\$0</b>	<b>\$0</b>	<b>\$0</b>	<b>\$8,191,775</b>	
<b>PROGRAM REVENUE</b>										
Taxes	\$0	\$0	\$0	\$0	\$0	\$0	\$0	\$0	\$0	
Intergovernmental Revenue	\$750,673	\$0	\$0	\$0	\$0	\$0	\$0	\$0	\$750,673	
Licenses & Permits	\$117,000	\$0	\$0	\$0	\$0	\$0	\$0	\$0	\$117,000	
Fines, Forfeits & Penalties	\$0	\$0	\$0	\$0	\$0	\$0	\$0	\$0	\$0	
Public Charges for Services	\$0	\$0	\$0	\$0	\$0	\$0	\$0	\$0	\$0	
Intergovernmental Charge for Services	\$0	\$0	\$0	\$0	\$0	\$0	\$0	\$0	\$0	
Miscellaneous	\$10,100	\$0	\$0	\$0	\$0	\$0	\$0	\$0	\$10,100	
Other Financing Sources	\$0	\$0	\$0	\$0	\$0	\$0	\$0	\$0	\$0	
<b>TOTAL</b>	<b>\$877,773</b>	<b>\$0</b>	<b>\$0</b>	<b>\$0</b>	<b>\$0</b>	<b>\$0</b>	<b>\$0</b>	<b>\$0</b>	<b>\$877,773</b>	
<b>GPR SUPPORT</b>	<b>\$6,901,505</b>	<b>\$56,047</b>	<b>\$356,450</b>	<b>\$0</b>	<b>\$0</b>	<b>\$0</b>	<b>\$0</b>	<b>\$0</b>	<b>\$7,314,002</b>	
<b>F.T.E. STAFF</b>	<b>17.200</b>	<b>0.000</b>	<b>0.000</b>	<b>0.000</b>	<b>0.000</b>	<b>0.000</b>	<b>0.000</b>	<b>0.000</b>	<b>17.200</b>	

<b>NARRATIVE INFORMATION ABOUT DECISION ITEMS SHOWN ABOVE</b>			Expenditures	Revenue	GPR Support
<b>2021 BUDGET BASE</b>			\$7,779,278	\$877,773	\$6,901,505
DI #	PWHT-ADMN-1	Indirect Cost Plan			
DEPT			\$0	\$0	\$0
EXEC	Modify expenditures and revenues to reflect receipt of County's most recently completed Indirect Cost Allocation Plan.		\$56,047	\$0	\$56,047
ADOPTED					\$0
	NET DI #	PWHT-ADMN-1	\$56,047	\$0	\$56,047

<b>Dept:</b>	Public Works, Hwy & Transp.	71	<b>Fund Name:</b>	Highway Fund
<b>Prgm:</b>	Administration	110/00	<b>Fund No.:</b>	4210

NARRATIVE INFORMATION ABOUT DECISION ITEMS SHOWN ON PREVIOUS PAGE			Expenditures	Revenue	GPR Support
DI #	PWHT-ADMN-2	2021 Final Debt Service			
DEPT			\$0	\$0	\$0
EXEC	Modify expenditures to reflect final calculation of 2021 County debt service.		\$356,450	\$0	\$356,450
ADOPTED					\$0
	NET DI #	PWHT-ADMN-2	\$356,450	\$0	\$356,450

--	--	--	--	--	--

<b>2021 EXECUTIVE BUDGET</b>	\$8,191,775	\$877,773	\$7,314,002
------------------------------	-------------	-----------	-------------

<b>Dept:</b>	Public Works, Hwy & Transp.	71	<b>DANE COUNTY</b>	<b>Fund Name:</b>	Highway Fund
<b>Prgrm:</b>	Transit & Environmental	604/00		<b>Fund No:</b>	4210

## Mission:

To provide assistance for transit operation, other modes of transportation, and collection and disposal of hazardous materials.

## Description:

The Transit Program provides administration of transit and bicycle related grants and studies.

The Hazardous Materials Program helps to ensure proper recycling through the collection of waste oil products from the public at all highway maintenance facilities.

	Actual 2019	Adopted 2020	2019 Carry Forward	Board Transfers	Budget As Modified	2020 YTD	Estimated 2020	Department Request
<b>PROGRAM EXPENDITURES</b>								
Personnel Costs	\$103	\$900	\$0	\$0	\$900	\$76	\$500	\$900
Operating Expenses	\$2,281	\$6,500	\$0	\$0	\$6,500	\$2,019	\$6,500	\$6,500
Contractual Services	\$88,701	\$92,300	\$0	\$0	\$92,300	\$9,185	\$92,300	\$92,300
Operating Capital	\$0	\$0	\$0	\$0	\$0	\$0	\$0	\$0
<b>TOTAL</b>	<b>\$91,085</b>	<b>\$99,700</b>	<b>\$0</b>	<b>\$0</b>	<b>\$99,700</b>	<b>\$11,280</b>	<b>\$99,300</b>	<b>\$99,700</b>
<b>PROGRAM REVENUE</b>								
Taxes	\$0	\$0	\$0	\$0	\$0	\$0	\$0	\$0
Intergovernmental Revenue	\$0	\$0	\$0	\$0	\$0	\$0	\$0	\$0
Licenses & Permits	\$0	\$0	\$0	\$0	\$0	\$0	\$0	\$0
Fines, Forfeits & Penalties	\$0	\$0	\$0	\$0	\$0	\$0	\$0	\$0
Public Charges for Services	\$0	\$0	\$0	\$0	\$0	\$0	\$0	\$0
Intergovernmental Charge for Services	\$0	\$0	\$0	\$0	\$0	\$0	\$0	\$0
Miscellaneous	\$0	\$9,500	\$0	\$0	\$9,500	\$0	\$0	\$9,500
Other Financing Sources	\$0	\$0	\$0	\$0	\$0	\$0	\$0	\$0
<b>TOTAL</b>	<b>\$0</b>	<b>\$9,500</b>	<b>\$0</b>	<b>\$0</b>	<b>\$9,500</b>	<b>\$0</b>	<b>\$0</b>	<b>\$9,500</b>
<b>GPR SUPPORT</b>	<b>\$91,085</b>	<b>\$90,200</b>			<b>\$90,200</b>			<b>\$90,200</b>
<b>F.T.E. STAFF</b>	<b>0.200</b>	<b>0.200</b>					<b>0.200</b>	<b>0.200</b>



<b>Dept:</b>	Public Works, Hwy & Transp.	71							<b>Fund Name:</b>	Highway Fund
<b>Prgm:</b>	Transit & Environmental	604/00							<b>Fund No.:</b>	4210
<b>DI#</b>	NONE	2021 Base	<b>Net Decision Items</b>							2021 Executive Budget
			<b>01</b>	<b>02</b>	<b>03</b>	<b>04</b>	<b>05</b>	<b>06</b>	<b>07</b>	
<b>PROGRAM EXPENDITURES</b>										
	Personnel Costs	\$900	\$0	\$0	\$0	\$0	\$0	\$0	\$0	\$900
	Operating Expenses	\$6,500	\$0	\$0	\$0	\$0	\$0	\$0	\$0	\$6,500
	Contractual Services	\$92,300	\$0	\$0	\$0	\$0	\$0	\$0	\$0	\$92,300
	Operating Capital	\$0	\$0	\$0	\$0	\$0	\$0	\$0	\$0	\$0
	<b>TOTAL</b>	<b>\$99,700</b>	<b>\$0</b>	<b>\$0</b>	<b>\$0</b>	<b>\$0</b>	<b>\$0</b>	<b>\$0</b>	<b>\$0</b>	<b>\$99,700</b>
<b>PROGRAM REVENUE</b>										
	Taxes	\$0	\$0	\$0	\$0	\$0	\$0	\$0	\$0	\$0
	Intergovernmental Revenue	\$0	\$0	\$0	\$0	\$0	\$0	\$0	\$0	\$0
	Licenses & Permits	\$0	\$0	\$0	\$0	\$0	\$0	\$0	\$0	\$0
	Fines, Forfeits & Penalties	\$0	\$0	\$0	\$0	\$0	\$0	\$0	\$0	\$0
	Public Charges for Services	\$0	\$0	\$0	\$0	\$0	\$0	\$0	\$0	\$0
	Intergovernmental Charge for Services	\$0	\$0	\$0	\$0	\$0	\$0	\$0	\$0	\$0
	Miscellaneous	\$9,500	\$0	\$0	\$0	\$0	\$0	\$0	\$0	\$9,500
	Other Financing Sources	\$0	\$0	\$0	\$0	\$0	\$0	\$0	\$0	\$0
	<b>TOTAL</b>	<b>\$9,500</b>	<b>\$0</b>	<b>\$0</b>	<b>\$0</b>	<b>\$0</b>	<b>\$0</b>	<b>\$0</b>	<b>\$0</b>	<b>\$9,500</b>
	<b>GPR SUPPORT</b>	<b>\$90,200</b>	<b>\$0</b>	<b>\$0</b>	<b>\$0</b>	<b>\$0</b>	<b>\$0</b>	<b>\$0</b>	<b>\$0</b>	<b>\$90,200</b>
	<b>F.T.E. STAFF</b>	<b>0.200</b>	<b>0.000</b>	<b>0.000</b>	<b>0.000</b>	<b>0.000</b>	<b>0.000</b>	<b>0.000</b>	<b>0.000</b>	<b>0.200</b>

<b>NARRATIVE INFORMATION ABOUT DECISION ITEMS SHOWN ABOVE</b>	Expenditures	Revenue	GPR Support
<b>2021 BUDGET BASE</b>	\$99,700	\$9,500	\$90,200
<b>2021 EXECUTIVE BUDGET</b>	\$99,700	\$9,500	\$90,200

<b>Dept:</b>	Public Works, Hwy & Transp.	71	<b>DANE COUNTY</b>	<b>Fund Name:</b>	Highway Fund
<b>Prgm:</b>	CTH Maintenance	150/00		<b>Fund No:</b>	4210

**Mission:**  
To maintain the County Trunk Highway system in a safe and cost-effective manner, and to provide preventative maintenance in a timely manner in conformance with county and federal safety and maintenance standards.

**Description:**  
This program provides maintenance on 542 miles (1,130 lane miles or 8,247,000 square yards of pavement) of highway in conformance with county policy and federal safety and maintenance standards. Maintenance consists of, but is not limited to, pavement repairs, shoulder grading/repair, sweeping, mowing, culvert and bridge repair, center and edgeline painting, signal maintenance, signing placement and repair, ditch and drainage maintenance, litter control, brush and tree control, minor resurfacing, dead animal pick-up and disposal, snow plowing, salting, snow fence installation and removal, transporting accumulations of ice and snow, handling after-hour emergencies.

	Actual 2019	Adopted 2020	2019 Carry Forward	Board Transfers	Budget As Modified	2020 YTD	Estimated 2020	Department Request
<b>PROGRAM EXPENDITURES</b>								
Personnel Costs	\$4,142,110	\$3,463,300	\$0	\$0	\$3,463,300	\$1,249,199	\$3,375,115	\$3,633,900
Operating Expenses	\$6,150,024	\$5,286,900	\$2,236	\$0	\$5,289,136	\$1,499,105	\$5,358,673	\$4,829,900
Contractual Services	\$300,198	\$182,000	\$447	\$0	\$182,447	\$70,003	\$302,866	\$212,000
Operating Capital	\$0	\$0	\$0	\$0	\$0	\$0	\$0	\$0
<b>TOTAL</b>	<b>\$10,592,331</b>	<b>\$8,932,200</b>	<b>\$2,683</b>	<b>\$0</b>	<b>\$8,934,883</b>	<b>\$2,818,307</b>	<b>\$9,036,654</b>	<b>\$8,675,800</b>
<b>PROGRAM REVENUE</b>								
Taxes	\$0	\$0	\$0	\$0	\$0	\$0	\$0	\$0
Intergovernmental Revenue	\$6,046,810	\$6,682,983	\$0	\$0	\$6,682,983	\$2,216,280	\$6,953,794	\$6,682,983
Licenses & Permits	\$11,920,425	\$11,805,000	\$0	\$0	\$11,805,000	\$2,730,005	\$11,805,000	\$11,805,000
Fines, Forfeits & Penalties	\$0	\$0	\$0	\$0	\$0	\$0	\$0	\$0
Public Charges for Services	\$0	\$6,000	\$0	\$0	\$6,000	\$0	\$6,000	\$6,000
Intergovernmental Charge for Services	\$0	\$0	\$0	\$0	\$0	\$0	\$0	\$0
Miscellaneous	\$25,015	\$17,000	\$0	\$0	\$17,000	\$7,011	\$29,546	\$17,000
Other Financing Sources	\$0	\$0	\$0	\$0	\$0	\$0	\$0	\$0
<b>TOTAL</b>	<b>\$17,992,250</b>	<b>\$18,510,983</b>	<b>\$0</b>	<b>\$0</b>	<b>\$18,510,983</b>	<b>\$4,953,296</b>	<b>\$18,794,340</b>	<b>\$18,510,983</b>
<b>GPR SUPPORT</b>	<b>(\$7,399,918)</b>	<b>(\$9,578,783)</b>			<b>(\$9,576,100)</b>			<b>(\$9,835,183)</b>
<b>F.T.E. STAFF</b>	<b>32.000</b>	<b>32.000</b>					<b>33.000</b>	<b>33.000</b>

<b>Dept:</b>	Public Works, Hwy & Transp.	71							<b>Fund Name:</b>	Highway Fund
<b>Prgm:</b>	CTH Maintenance	150/00							<b>Fund No.:</b>	4210
<b>DI#</b>	<b>2021 Base</b>	<b>Net Decision Items</b>							<b>2021 Executive Budget</b>	
		<b>01</b>	<b>02</b>	<b>03</b>	<b>04</b>	<b>05</b>	<b>06</b>	<b>07</b>		
<b>PROGRAM EXPENDITURES</b>										
Personnel Costs	\$3,533,900	\$100,000	\$0	\$0	\$0	\$0	\$0	\$0	\$3,633,900	
Operating Expenses	\$5,286,900	(\$707,000)	\$0	\$250,000	\$0	\$0	\$0	\$0	\$4,829,900	
Contractual Services	\$182,000	(\$70,000)	\$100,000	\$0	\$0	\$0	\$0	\$0	\$212,000	
Operating Capital	\$0	\$0	\$0	\$0	\$0	\$0	\$0	\$0	\$0	
<b>TOTAL</b>	<b>\$9,002,800</b>	<b>(\$677,000)</b>	<b>\$100,000</b>	<b>\$250,000</b>	<b>\$0</b>	<b>\$0</b>	<b>\$0</b>	<b>\$0</b>	<b>\$8,675,800</b>	
<b>PROGRAM REVENUE</b>										
Taxes	\$0	\$0	\$0	\$0	\$0	\$0	\$0	\$0	\$0	
Intergovernmental Revenue	\$6,682,983	\$0	\$0	\$0	\$507,431	\$0	\$0	\$0	\$7,190,414	
Licenses & Permits	\$11,805,000	\$0	\$0	\$0	\$0	\$0	\$0	\$0	\$11,805,000	
Fines, Forfeits & Penalties	\$0	\$0	\$0	\$0	\$0	\$0	\$0	\$0	\$0	
Public Charges for Services	\$6,000	\$0	\$0	\$0	\$0	\$0	\$0	\$0	\$6,000	
Intergovernmental Charge for Services	\$0	\$0	\$0	\$0	\$0	\$0	\$0	\$0	\$0	
Miscellaneous	\$17,000	\$0	\$0	\$0	\$0	\$0	\$0	\$0	\$17,000	
Other Financing Sources	\$0	\$0	\$0	\$0	\$0	\$0	\$0	\$0	\$0	
<b>TOTAL</b>	<b>\$18,510,983</b>	<b>\$0</b>	<b>\$0</b>	<b>\$0</b>	<b>\$507,431</b>	<b>\$0</b>	<b>\$0</b>	<b>\$0</b>	<b>\$19,018,414</b>	
<b>GPR SUPPORT</b>	<b>(\$9,508,183)</b>	<b>(\$677,000)</b>	<b>\$100,000</b>	<b>\$250,000</b>	<b>(\$507,431)</b>	<b>\$0</b>	<b>\$0</b>	<b>\$0</b>	<b>(\$10,342,614)</b>	
<b>F.T.E. STAFF</b>	<b>33.000</b>	<b>0.000</b>	<b>0.000</b>	<b>0.000</b>	<b>0.000</b>	<b>0.000</b>	<b>0.000</b>	<b>0.000</b>	<b>33.000</b>	

<b>NARRATIVE INFORMATION ABOUT DECISION ITEMS SHOWN ABOVE</b>				Expenditures	Revenue	GPR Support
<b>2021 BUDGET BASE</b>				\$9,002,800	\$18,510,983	(\$9,508,183)
DI #	PWHT-OPNS-1	REDUCE SEALCOATING				
DEPT	Adjust sealcoating budget to typical quantity over past five years.			(\$677,000)	\$0	(\$677,000)
EXEC	Approved as Requested			\$0	\$0	\$0
ADOPTED						\$0
NET DI # PWHT-OPNS-1				(\$677,000)	\$0	(\$677,000)

Dept:	Public Works, Hwy & Transp.	71	Fund Name:	Highway Fund	
Prgm:	CTH Maintenance	150/00	Fund No.:	4210	
NARRATIVE INFORMATION ABOUT DECISION ITEMS SHOWN ON PREVIOUS PAGE			Expenditures	Revenue	GPR Support
DI #	PWHT-OPNS-2	STAFF TRAINING			
DEPT	Fund team and leadership training deferred from 2020 and CDL training program for new employees.		\$100,000	\$0	\$100,000
EXEC	Approved as Requested		\$0	\$0	\$0
ADOPTED					\$0
NET DI # PWHT-OPNS-2			\$100,000	\$0	\$100,000
DI #	PWHT-OPNS-3	SALT STORAGE EXPENSE			
DEPT	Salt storage cost pool expense.		\$250,000	\$0	\$250,000
EXEC	Approved as Requested		\$0	\$0	\$0
ADOPTED					\$0
NET DI # PWHT-OPNS-3			\$250,000	\$0	\$250,000
DI #	PWHT-OPNS-4	GENERAL TRANSPORTATION AIDS			
DEPT			\$0	\$0	\$0
EXEC	Increase revenues to reflect the projected amount of General Transportation Aids to be received from the State of Wisconsin in 2021.		\$0	\$507,431	(\$507,431)
ADOPTED					\$0
NET DI # PWHT-OPNS-4			\$0	\$507,431	(\$507,431)
<b>2021 EXECUTIVE BUDGET</b>			<b>\$8,675,800</b>	<b>\$19,018,414</b>	<b>(\$10,342,614)</b>

<b>Dept:</b>	Public Works, Hwy & Transp.	71	<b>DANE COUNTY</b>	<b>Fund Name:</b>	Highway Fund
<b>Prgm:</b>	State Services	606/00		<b>Fund No:</b>	4210

**Mission:**

To provide yearly maintenance on 381 miles of state and federal highways by contract with the Wisconsin Department of Transportation.

**Description:**

The State Program provides maintenance of 381 miles (1,378 lane miles) of highway in conformance with state policy and federal safety and maintenance standards. Maintenance consists of, but is not limited to, pavement repairs, shoulder grading/repair, sweeping, mowing, culvert and bridge repair, signing placement and repair, ditch and drainage maintenance, litter control, brush and tree control, minor resurfacing, dead animal pick-up and disposal, monitoring utility construction and access permits, snow plowing, salting, snow fence installation and removal, transporting accumulations of ice and snow, and handling after-hours emergencies. The Program bills state governments for actual costs of providing the requested services.

	Actual 2019	Adopted 2020	2019 Carry Forward	Board Transfers	Budget As Modified	2020 YTD	Estimated 2020	Department Request
<b>PROGRAM EXPENDITURES</b>								
Personnel Costs	\$4,443,946	\$4,527,400	\$0	\$0	\$4,527,400	\$1,588,286	\$4,211,200	\$4,651,200
Operating Expenses	\$4,740,352	\$4,134,700	\$1,440	\$0	\$4,136,140	\$1,496,666	\$4,164,994	\$4,134,700
Contractual Services	\$0	\$0	\$0	\$0	\$0	\$0	\$0	\$0
Operating Capital	\$0	\$0	\$0	\$0	\$0	\$0	\$0	\$0
<b>TOTAL</b>	<b>\$9,184,298</b>	<b>\$8,662,100</b>	<b>\$1,440</b>	<b>\$0</b>	<b>\$8,663,540</b>	<b>\$3,084,952</b>	<b>\$8,376,194</b>	<b>\$8,785,900</b>
<b>PROGRAM REVENUE</b>								
Taxes	\$0	\$0	\$0	\$0	\$0	\$0	\$0	\$0
Intergovernmental Revenue	\$9,794,396	\$8,662,100	\$0	\$0	\$8,662,100	\$3,533,547	\$8,376,194	\$8,785,900
Licenses & Permits	\$0	\$0	\$0	\$0	\$0	\$0	\$0	\$0
Fines, Forfeits & Penalties	\$0	\$0	\$0	\$0	\$0	\$0	\$0	\$0
Public Charges for Services	\$0	\$0	\$0	\$0	\$0	\$0	\$0	\$0
Intergovernmental Charge for Services	\$0	\$0	\$0	\$0	\$0	\$0	\$0	\$0
Miscellaneous	\$0	\$0	\$0	\$0	\$0	\$0	\$0	\$0
Other Financing Sources	\$0	\$0	\$0	\$0	\$0	\$0	\$0	\$0
<b>TOTAL</b>	<b>\$9,794,396</b>	<b>\$8,662,100</b>	<b>\$0</b>	<b>\$0</b>	<b>\$8,662,100</b>	<b>\$3,533,547</b>	<b>\$8,376,194</b>	<b>\$8,785,900</b>
<b>GPR SUPPORT</b>	<b>(\$610,099)</b>	<b>\$0</b>			<b>\$1,440</b>			<b>\$0</b>
<b>F.T.E. STAFF</b>	<b>47.000</b>	<b>48.000</b>					<b>48.000</b>	<b>48.000</b>

<b>Dept:</b>	Public Works, Hwy & Transp.	71							<b>Fund Name:</b>	Highway Fund
<b>Prgm:</b>	State Services	606/00							<b>Fund No.:</b>	4210
<b>DI#</b>	NONE	2021 Base	<b>Net Decision Items</b>							2021 Executive Budget
			<b>01</b>	<b>02</b>	<b>03</b>	<b>04</b>	<b>05</b>	<b>06</b>	<b>07</b>	
<b>PROGRAM EXPENDITURES</b>										
Personnel Costs	\$4,651,200	\$0	\$0	\$0	\$0	\$0	\$0	\$0	\$0	\$4,651,200
Operating Expenses	\$4,134,700	\$0	\$0	\$0	\$0	\$0	\$0	\$0	\$0	\$4,134,700
Contractual Services	\$0	\$0	\$0	\$0	\$0	\$0	\$0	\$0	\$0	\$0
Operating Capital	\$0	\$0	\$0	\$0	\$0	\$0	\$0	\$0	\$0	\$0
<b>TOTAL</b>	<b>\$8,785,900</b>	<b>\$0</b>	<b>\$0</b>	<b>\$0</b>	<b>\$0</b>	<b>\$0</b>	<b>\$0</b>	<b>\$0</b>	<b>\$0</b>	<b>\$8,785,900</b>
<b>PROGRAM REVENUE</b>										
Taxes	\$0	\$0	\$0	\$0	\$0	\$0	\$0	\$0	\$0	\$0
Intergovernmental Revenue	\$8,785,900	\$0	\$0	\$0	\$0	\$0	\$0	\$0	\$0	\$8,785,900
Licenses & Permits	\$0	\$0	\$0	\$0	\$0	\$0	\$0	\$0	\$0	\$0
Fines, Forfeits & Penalties	\$0	\$0	\$0	\$0	\$0	\$0	\$0	\$0	\$0	\$0
Public Charges for Services	\$0	\$0	\$0	\$0	\$0	\$0	\$0	\$0	\$0	\$0
Intergovernmental Charge for Services	\$0	\$0	\$0	\$0	\$0	\$0	\$0	\$0	\$0	\$0
Miscellaneous	\$0	\$0	\$0	\$0	\$0	\$0	\$0	\$0	\$0	\$0
Other Financing Sources	\$0	\$0	\$0	\$0	\$0	\$0	\$0	\$0	\$0	\$0
<b>TOTAL</b>	<b>\$8,785,900</b>	<b>\$0</b>	<b>\$0</b>	<b>\$0</b>	<b>\$0</b>	<b>\$0</b>	<b>\$0</b>	<b>\$0</b>	<b>\$0</b>	<b>\$8,785,900</b>
<b>GPR SUPPORT</b>	<b>\$0</b>	<b>\$0</b>	<b>\$0</b>	<b>\$0</b>	<b>\$0</b>	<b>\$0</b>	<b>\$0</b>	<b>\$0</b>	<b>\$0</b>	<b>\$0</b>
<b>F.T.E. STAFF</b>	<b>48.000</b>	<b>0.000</b>	<b>0.000</b>	<b>0.000</b>	<b>0.000</b>	<b>0.000</b>	<b>0.000</b>	<b>0.000</b>	<b>0.000</b>	<b>48.000</b>

<b>NARRATIVE INFORMATION ABOUT DECISION ITEMS SHOWN ABOVE</b>	Expenditures	Revenue	GPR Support
<b>2021 BUDGET BASE</b>	\$8,785,900	\$8,785,900	\$0
<b>2021 EXECUTIVE BUDGET</b>	\$8,785,900	\$8,785,900	\$0

<b>Dept:</b>	Public Works, Hwy & Transp.	71	<b>DANE COUNTY</b>	<b>Fund Name:</b>	Highway Fund
<b>Prgm:</b>	Local Services	607/00		<b>Fund No:</b>	4210

Mission:  
To provide maintenance and construction services to local units of government as requested.

Description:  
The Local Program provides maintenance and construction services to local units of government on various highway and public works projects, upon request and through contracts.  
  
The Program bills local governments for actual costs of providing the requested services.

	Actual 2019	Adopted 2020	2019 Carry Forward	Board Transfers	Budget As Modified	2020 YTD	Estimated 2020	Department Request
<b>PROGRAM EXPENDITURES</b>								
Personnel Costs	\$113,235	\$493,400	\$0	\$0	\$493,400	\$5,582	\$447,300	\$404,000
Operating Expenses	\$812,264	\$1,101,200	\$0	\$0	\$1,101,200	\$227,551	\$854,218	\$841,200
Contractual Services	\$0	\$0	\$0	\$0	\$0	\$0	\$0	\$0
Operating Capital	\$0	\$0	\$0	\$0	\$0	\$0	\$0	\$0
<b>TOTAL</b>	<b>\$925,499</b>	<b>\$1,594,600</b>	<b>\$0</b>	<b>\$0</b>	<b>\$1,594,600</b>	<b>\$233,134</b>	<b>\$1,301,518</b>	<b>\$1,245,200</b>
<b>PROGRAM REVENUE</b>								
Taxes	\$0	\$0	\$0	\$0	\$0	\$0	\$0	\$0
Intergovernmental Revenue	\$901,683	\$1,594,600	\$0	\$0	\$1,594,600	\$233,384	\$1,301,518	\$1,245,200
Licenses & Permits	\$0	\$0	\$0	\$0	\$0	\$0	\$0	\$0
Fines, Forfeits & Penalties	\$0	\$0	\$0	\$0	\$0	\$0	\$0	\$0
Public Charges for Services	\$0	\$0	\$0	\$0	\$0	\$0	\$0	\$0
Intergovernmental Charge for Services	\$0	\$0	\$0	\$0	\$0	\$0	\$0	\$0
Miscellaneous	\$0	\$0	\$0	\$0	\$0	\$0	\$0	\$0
Other Financing Sources	\$0	\$0	\$0	\$0	\$0	\$0	\$0	\$0
<b>TOTAL</b>	<b>\$901,683</b>	<b>\$1,594,600</b>	<b>\$0</b>	<b>\$0</b>	<b>\$1,594,600</b>	<b>\$233,384</b>	<b>\$1,301,518</b>	<b>\$1,245,200</b>
<b>GPR SUPPORT</b>	<b>\$23,815</b>	<b>\$0</b>			<b>\$0</b>			<b>\$0</b>
<b>F.T.E. STAFF</b>	<b>3.000</b>	<b>3.000</b>					<b>2.000</b>	<b>2.000</b>

Dept: Public Works, Hwy & Transp.		71							Fund Name: Highway Fund	
Prgm: Local Services		607/00							Fund No.: 4210	
DI#	2021 Base	Net Decision Items							2021 Executive Budget	
		01	02	03	04	05	06	07		
<b>PROGRAM EXPENDITURES</b>										
Personnel Costs	\$504,000	(\$100,000)	\$0	\$0	\$0	\$0	\$0	\$0	\$404,000	
Operating Expenses	\$1,101,200	(\$260,000)	\$0	\$0	\$0	\$0	\$0	\$0	\$841,200	
Contractual Services	\$0	\$0	\$0	\$0	\$0	\$0	\$0	\$0	\$0	
Operating Capital	\$0	\$0	\$0	\$0	\$0	\$0	\$0	\$0	\$0	
<b>TOTAL</b>	<b>\$1,605,200</b>	<b>(\$360,000)</b>	<b>\$0</b>	<b>\$0</b>	<b>\$0</b>	<b>\$0</b>	<b>\$0</b>	<b>\$0</b>	<b>\$1,245,200</b>	
<b>PROGRAM REVENUE</b>										
Taxes	\$0	\$0	\$0	\$0	\$0	\$0	\$0	\$0	\$0	
Intergovernmental Revenue	\$1,605,200	(\$360,000)	\$0	\$0	\$0	\$0	\$0	\$0	\$1,245,200	
Licenses & Permits	\$0	\$0	\$0	\$0	\$0	\$0	\$0	\$0	\$0	
Fines, Forfeits & Penalties	\$0	\$0	\$0	\$0	\$0	\$0	\$0	\$0	\$0	
Public Charges for Services	\$0	\$0	\$0	\$0	\$0	\$0	\$0	\$0	\$0	
Intergovernmental Charge for Services	\$0	\$0	\$0	\$0	\$0	\$0	\$0	\$0	\$0	
Miscellaneous	\$0	\$0	\$0	\$0	\$0	\$0	\$0	\$0	\$0	
Other Financing Sources	\$0	\$0	\$0	\$0	\$0	\$0	\$0	\$0	\$0	
<b>TOTAL</b>	<b>\$1,605,200</b>	<b>(\$360,000)</b>	<b>\$0</b>	<b>\$0</b>	<b>\$0</b>	<b>\$0</b>	<b>\$0</b>	<b>\$0</b>	<b>\$1,245,200</b>	
<b>GPR SUPPORT</b>	<b>\$0</b>	<b>\$0</b>	<b>\$0</b>	<b>\$0</b>	<b>\$0</b>	<b>\$0</b>	<b>\$0</b>	<b>\$0</b>	<b>\$0</b>	
<b>F.T.E. STAFF</b>	<b>2.000</b>	<b>0.000</b>	<b>0.000</b>	<b>0.000</b>	<b>0.000</b>	<b>0.000</b>	<b>0.000</b>	<b>0.000</b>	<b>2.000</b>	

NARRATIVE INFORMATION ABOUT DECISION ITEMS SHOWN ABOVE		Expenditures	Revenue	GPR Support
<b>2021 BUDGET BASE</b>		\$1,605,200	\$1,605,200	\$0
DI #	PWHT-LOCL-1 LOCAL PROGRAM PROJECTS AND FUEL SALES			
DEPT	Reduce budgeted projects and fuel sales with local municipalities to projected actual	(\$360,000)	(\$360,000)	\$0
EXEC	Approved as Requested	\$0	\$0	\$0
ADOPTED				\$0
NET DI # PWHT-LOCL-1		(\$360,000)	(\$360,000)	\$0
<b>2021 EXECUTIVE BUDGET</b>		\$1,245,200	\$1,245,200	\$0



<b>Dept:</b>	Public Works, Hwy & Transp.	71	<b>DANE COUNTY</b>	<b>Fund Name:</b>	Highway Fund
<b>Prgm:</b>	Fleet & Facilities	610/00		<b>Fund No:</b>	4210

**Mission:**

To provide and maintain equipment and facilities necessary to effectively carry out the department's highway construction and maintenance activities.

**Description:**

The department has approximately 371 units of equipment that are used in the maintenance and construction operations on the state and county highway systems and for projects for local government entities. These units are maintained and stored at facilities at Madison, Mt Horeb, Springfield and the Eastside campus in McFarland.

Equipment revenue is the offset to the equipment charged to each program for actual hours or units of usage. The hourly or unit rate is based on Actual Cost Agreement with the Wisconsin Department of Transportation. The charge rate is calculated to cover all operating costs (fuel, lubricants, repair labor and parts, insurance, etc.) and depreciation. Overhead revenue includes costs associated with shop and facilities operations, excluding salt storage facilities, equipment storage facilities and the administrative office area.

	Actual 2019	Adopted 2020	2019 Carry Forward	Board Transfers	Budget As Modified	2020 YTD	Estimated 2020	Department Request
<b>PROGRAM EXPENDITURES</b>								
Personnel Costs	\$2,660,593	\$2,774,300	\$0	\$0	\$2,774,300	\$1,028,763	\$2,585,700	\$2,838,700
Operating Expenses	(\$1,367,630)	(\$238,836)	\$15,991	\$0	(\$222,845)	(\$830,547)	\$649,772	(\$256,140)
Contractual Services	\$406,200	\$385,000	\$0	\$0	\$385,000	\$0	\$385,000	\$394,400
Operating Capital	\$0	\$0	\$0	\$0	\$0	\$0	\$0	\$0
<b>TOTAL</b>	<b>\$1,699,163</b>	<b>\$2,920,464</b>	<b>\$15,991</b>	<b>\$0</b>	<b>\$2,936,455</b>	<b>\$198,216</b>	<b>\$3,620,472</b>	<b>\$2,976,960</b>
<b>PROGRAM REVENUE</b>								
Taxes	\$0	\$0	\$0	\$0	\$0	\$0	\$0	\$0
Intergovernmental Revenue	\$0	\$0	\$0	\$0	\$0	\$0	\$0	\$0
Licenses & Permits	\$0	\$0	\$0	\$0	\$0	\$0	\$0	\$0
Fines, Forfeits & Penalties	\$0	\$0	\$0	\$0	\$0	\$0	\$0	\$0
Public Charges for Services	\$0	\$0	\$0	\$0	\$0	\$0	\$0	\$0
Intergovernmental Charge for Services	\$0	\$0	\$0	\$0	\$0	\$0	\$0	\$0
Miscellaneous	\$3,896	\$0	\$0	\$0	\$0	\$16,632	\$0	\$0
Other Financing Sources	\$0	\$0	\$0	\$0	\$0	\$0	\$0	\$0
<b>TOTAL</b>	<b>\$3,896</b>	<b>\$0</b>	<b>\$0</b>	<b>\$0</b>	<b>\$0</b>	<b>\$16,632</b>	<b>\$0</b>	<b>\$0</b>
<b>GPR SUPPORT</b>	<b>\$1,695,268</b>	<b>\$2,920,464</b>			<b>\$2,936,455</b>			<b>\$2,976,960</b>
<b>F.T.E. STAFF</b>	<b>25.600</b>	<b>25.600</b>					<b>25.600</b>	<b>25.600</b>

Dept: Public Works, Hwy & Transp.		71							Fund Name: Highway Fund	
Prgm: Fleet & Facilities		610/00							Fund No.: 4210	
DI#	2021 Base	Net Decision Items							2021 Executive Budget	
		01	02	03	04	05	06	07		
<b>PROGRAM EXPENDITURES</b>										
Personnel Costs	\$2,838,700	\$0	\$0	\$0	\$0	\$0	\$0	\$0	\$2,838,700	
Operating Expenses	(\$196,140)	\$151,452	(\$250,000)	\$0	\$0	\$0	\$0	\$0	(\$294,688)	
Contractual Services	\$394,400	\$0	\$0	\$0	\$0	\$0	\$0	\$0	\$394,400	
Operating Capital	\$0	\$0	\$0	\$0	\$0	\$0	\$0	\$0	\$0	
<b>TOTAL</b>	<b>\$3,036,960</b>	<b>\$151,452</b>	<b>(\$250,000)</b>	<b>\$0</b>	<b>\$0</b>	<b>\$0</b>	<b>\$0</b>	<b>\$0</b>	<b>\$2,938,412</b>	
<b>PROGRAM REVENUE</b>										
Taxes	\$0	\$0	\$0	\$0	\$0	\$0	\$0	\$0	\$0	
Intergovernmental Revenue	\$0	\$0	\$0	\$0	\$0	\$0	\$0	\$0	\$0	
Licenses & Permits	\$0	\$0	\$0	\$0	\$0	\$0	\$0	\$0	\$0	
Fines, Forfeits & Penalties	\$0	\$0	\$0	\$0	\$0	\$0	\$0	\$0	\$0	
Public Charges for Services	\$0	\$0	\$0	\$0	\$0	\$0	\$0	\$0	\$0	
Intergovernmental Charge for Services	\$0	\$0	\$0	\$0	\$0	\$0	\$0	\$0	\$0	
Miscellaneous	\$0	\$0	\$0	\$0	\$0	\$0	\$0	\$0	\$0	
Other Financing Sources	\$0	\$0	\$0	\$0	\$0	\$0	\$0	\$0	\$0	
<b>TOTAL</b>	<b>\$0</b>	<b>\$0</b>	<b>\$0</b>	<b>\$0</b>	<b>\$0</b>	<b>\$0</b>	<b>\$0</b>	<b>\$0</b>	<b>\$0</b>	
<b>GPR SUPPORT</b>	<b>\$3,036,960</b>	<b>\$151,452</b>	<b>(\$250,000)</b>	<b>\$0</b>	<b>\$0</b>	<b>\$0</b>	<b>\$0</b>	<b>\$0</b>	<b>\$2,938,412</b>	
<b>F.T.E. STAFF</b>	<b>25.600</b>	<b>0.000</b>	<b>0.000</b>	<b>0.000</b>	<b>0.000</b>	<b>0.000</b>	<b>0.000</b>	<b>0.000</b>	<b>25.600</b>	

NARRATIVE INFORMATION ABOUT DECISION ITEMS SHOWN ABOVE		Expenditures	Revenue	GPR Support
<b>2021 BUDGET BASE</b>		\$3,036,960	\$0	\$3,036,960
DI #	PWHT-F&F-1 OPERATING EXPENSES			
DEPT	Adjust operating expenses of mechanic's shop for vehicle maintenance and repairs.	\$190,000	\$0	\$190,000
EXEC	Approve as requested. Also, modify expenditures to reflect final calculation of 2021 County debt service.	(\$38,548)	\$0	(\$38,548)
ADOPTED				\$0
NET DI # PWHT-F&F-1		\$151,452	\$0	\$151,452

<b>Dept:</b>	Public Works, Hwy & Transp.	71	<b>Fund Name:</b>	Highway Fund
<b>Prgm:</b>	Fleet & Facilities	610/00	<b>Fund No.:</b>	4210

<b>NARRATIVE INFORMATION ABOUT DECISION ITEMS SHOWN ON PREVIOUS PAGE</b>	<b>Expenditures</b>	<b>Revenue</b>	<b>GPR Support</b>
--	---------------------	----------------	--------------------

DI #	PWHT-F&F-2	NET SALT STORAGE REVENUE			
DEPT	Increase salt storage credit to projected actual, with an offsetting expense increase in the Maintenance program.		(\$250,000)	\$0	(\$250,000)
EXEC	Approved as Requested		\$0	\$0	\$0
ADOPTED					\$0
		NET DI # PWHT-F&F-2	(\$250,000)	\$0	(\$250,000)

DI #	PWHT-F&F-3	There is no Decision Item			
DEPT			\$0	\$0	\$0
EXEC			\$0	\$0	\$0
ADOPTED					\$0
		NET DI # PWHT-F&F-3	\$0	\$0	\$0


<b>2021 EXECUTIVE BUDGET</b>			\$2,938,412	\$0	\$2,938,412
------------------------------	--	--	-------------	-----	-------------

<b>Dept:</b>	Public Works, Hwy & Transp.	71	<b>DANE COUNTY</b>	<b>Fund Name:</b>	Highway Fund
<b>Prgm:</b>	CTH Construction	612/00		<b>Fund No:</b>	4220

**Mission:**  
To construct or perform reconstruction on the County Trunk Highway system when the existing pavement is in poor condition and/or when there is excessive congestion, and to improve intersections when it is necessary to provide better traffic flow and/or improve safety.

**Description:**  
The CTH Construction Program provides for the costs associated with the construction and/or reconstruction of the 542 miles (1,130 lane miles or 8,247,000 square yards of pavement) of the County Trunk Highway system. Projects include recycling old bituminous pavement, relaying of either concrete or bituminous pavement, shoulder paving, improving intersections, adding traffic signals, procuring right-of-way, and providing advanced engineering and environmental professional services.

	Actual 2019	Adopted 2020	2019 Carry Forward	Board Transfers	Budget As Modified	2020 YTD	Estimated 2020	Department Request
<b>PROGRAM EXPENDITURES</b>								
Personnel Costs	\$1,506,475	\$1,481,700	\$0	\$0	\$1,481,700	\$40,254	\$1,345,900	\$1,512,800
Operating Expenses	(\$1,506,475)	(\$1,481,700)	\$0	\$0	(\$1,481,700)	(\$40,254)	(\$1,481,700)	(\$1,512,800)
Contractual Services	\$0	\$0	\$0	\$0	\$0	\$0	\$0	\$0
Operating Capital	\$0	\$0	\$0	\$0	\$0	\$0	\$0	\$0
<b>TOTAL</b>	<b>\$0</b>	<b>\$0</b>	<b>\$0</b>	<b>\$0</b>	<b>\$0</b>	<b>\$0</b>	<b>(\$135,800)</b>	<b>\$0</b>
<b>PROGRAM REVENUE</b>								
Taxes	\$0	\$0	\$0	\$0	\$0	\$0	\$0	\$0
Intergovernmental Revenue	\$0	\$0	\$0	\$0	\$0	\$0	\$0	\$0
Licenses & Permits	\$0	\$0	\$0	\$0	\$0	\$0	\$0	\$0
Fines, Forfeits & Penalties	\$0	\$0	\$0	\$0	\$0	\$0	\$0	\$0
Public Charges for Services	\$0	\$0	\$0	\$0	\$0	\$0	\$0	\$0
Intergovernmental Charge for Services	\$0	\$0	\$0	\$0	\$0	\$0	\$0	\$0
Miscellaneous	\$0	\$0	\$0	\$0	\$0	\$0	\$0	\$0
Other Financing Sources	\$0	\$0	\$0	\$0	\$0	\$0	\$0	\$0
<b>TOTAL</b>	<b>\$0</b>	<b>\$0</b>	<b>\$0</b>	<b>\$0</b>	<b>\$0</b>	<b>\$0</b>	<b>\$0</b>	<b>\$0</b>
<b>GPR SUPPORT</b>	<b>\$0</b>	<b>\$0</b>			<b>\$0</b>			<b>\$0</b>
<b>F.T.E. STAFF</b>	<b>17.000</b>	<b>17.000</b>					<b>17.000</b>	<b>17.000</b>

Dept: Public Works, Hwy & Transp.		71							Fund Name: Highway Fund	
Prgm: CTH Construction		612/00							Fund No.: 4220	
DI#	2021 Base	Net Decision Items							2021 Executive Budget	
		01	02	03	04	05	06	07		
<b>PROGRAM EXPENDITURES</b>										
Personnel Costs	\$1,512,800	\$0	\$0	\$0	\$0	\$0	\$0	\$0	\$1,512,800	
Operating Expenses	(\$1,512,800)	\$0	\$0	\$0	\$0	\$0	\$0	\$0	(\$1,512,800)	
Contractual Services	\$0	\$0	\$0	\$0	\$0	\$0	\$0	\$0	\$0	
Operating Capital	\$0	\$0	\$0	\$0	\$0	\$0	\$0	\$0	\$0	
<b>TOTAL</b>	<b>\$0</b>	<b>\$0</b>	<b>\$0</b>	<b>\$0</b>	<b>\$0</b>	<b>\$0</b>	<b>\$0</b>	<b>\$0</b>	<b>\$0</b>	
<b>PROGRAM REVENUE</b>										
Taxes	\$0	\$0	\$0	\$0	\$0	\$0	\$0	\$0	\$0	
Intergovernmental Revenue	\$0	\$0	\$0	\$0	\$0	\$0	\$0	\$0	\$0	
Licenses & Permits	\$0	\$0	\$0	\$0	\$0	\$0	\$0	\$0	\$0	
Fines, Forfeits & Penalties	\$0	\$0	\$0	\$0	\$0	\$0	\$0	\$0	\$0	
Public Charges for Services	\$0	\$0	\$0	\$0	\$0	\$0	\$0	\$0	\$0	
Intergovernmental Charge for Services	\$0	\$0	\$0	\$0	\$0	\$0	\$0	\$0	\$0	
Miscellaneous	\$0	\$0	\$0	\$0	\$0	\$0	\$0	\$0	\$0	
Other Financing Sources	\$0	\$0	\$0	\$0	\$0	\$0	\$0	\$0	\$0	
<b>TOTAL</b>	<b>\$0</b>	<b>\$0</b>	<b>\$0</b>	<b>\$0</b>	<b>\$0</b>	<b>\$0</b>	<b>\$0</b>	<b>\$0</b>	<b>\$0</b>	
<b>GPR SUPPORT</b>	<b>\$0</b>	<b>\$0</b>	<b>\$0</b>	<b>\$0</b>	<b>\$0</b>	<b>\$0</b>	<b>\$0</b>	<b>\$0</b>	<b>\$0</b>	
<b>F.T.E. STAFF</b>	<b>17.000</b>	<b>0.000</b>	<b>0.000</b>	<b>0.000</b>	<b>0.000</b>	<b>0.000</b>	<b>0.000</b>	<b>0.000</b>	<b>17.000</b>	

NARRATIVE INFORMATION ABOUT DECISION ITEMS SHOWN ABOVE			Expenditures	Revenue	GPR Support
<b>2021 BUDGET BASE</b>			\$0	\$0	\$0
DI #	PWHT-CNST-1	There is no Decision Item			
DEPT			\$0	\$0	\$0
EXEC			\$0	\$0	\$0
ADOPTED					\$0
NET DI # PWHT-CNST-1			\$0	\$0	\$0
<b>2021 EXECUTIVE BUDGET</b>			\$0	\$0	\$0

<b>Dept:</b>	Public Works, Hwy & Transp.	71	<b>DANE COUNTY</b>	<b>Fund Name:</b>	Highway Fund
<b>Prgm:</b>	Personal Services	614/00		<b>Fund No:</b>	4210

## Mission:

To provide a program that shows the total personal services costs for all Highway fund programs.

## Description:

Personal Services reflects total personal services cost for all Highway fund programs, which includes Administration, Transit & Environmental, CTH Maintenance, State and Local Services, Fleet and Facilities and CTH Construction. Personal Services Program has equal offset expense accounts that reflect the actual charges being re-allocated to the other Highway fund programs.

	Actual 2019	Adopted 2020	2019 Carry Forward	Board Transfers	Budget As Modified	2020 YTD	Estimated 2020	Department Request
<b>PROGRAM EXPENDITURES</b>								
Personnel Costs	(\$717,599)	\$0	\$0	\$0	\$0	\$13,215	(\$915,052)	\$0
Operating Expenses	\$10	\$0	\$0	\$0	\$0	\$0	\$0	\$0
Contractual Services	\$0	\$0	\$0	\$0	\$0	\$0	\$0	\$0
Operating Capital	\$0	\$0	\$0	\$0	\$0	\$0	\$0	\$0
<b>TOTAL</b>	<b>(\$717,589)</b>	<b>\$0</b>	<b>\$0</b>	<b>\$0</b>	<b>\$0</b>	<b>\$13,215</b>	<b>(\$915,052)</b>	<b>\$0</b>
<b>PROGRAM REVENUE</b>								
Taxes	\$0	\$0	\$0	\$0	\$0	\$0	\$0	\$0
Intergovernmental Revenue	\$0	\$0	\$0	\$0	\$0	\$0	\$0	\$0
Licenses & Permits	\$0	\$0	\$0	\$0	\$0	\$0	\$0	\$0
Fines, Forfeits & Penalties	\$0	\$0	\$0	\$0	\$0	\$0	\$0	\$0
Public Charges for Services	\$0	\$0	\$0	\$0	\$0	\$0	\$0	\$0
Intergovernmental Charge for Services	\$0	\$0	\$0	\$0	\$0	\$0	\$0	\$0
Miscellaneous	\$0	\$0	\$0	\$0	\$0	\$0	\$0	\$0
Other Financing Sources	\$0	\$0	\$0	\$0	\$0	\$0	\$0	\$0
<b>TOTAL</b>	<b>\$0</b>	<b>\$0</b>	<b>\$0</b>	<b>\$0</b>	<b>\$0</b>	<b>\$0</b>	<b>\$0</b>	<b>\$0</b>
<b>GPR SUPPORT</b>	<b>(\$717,589)</b>	<b>\$0</b>			<b>\$0</b>			<b>\$0</b>
<b>F.T.E. STAFF</b>	<b>0.000</b>	<b>0.000</b>					<b>0.000</b>	<b>0.000</b>

<b>Dept:</b>	Public Works, Hwy & Transp.	71							<b>Fund Name:</b>	Highway Fund
<b>Prgm:</b>	Personal Services	614/00							<b>Fund No.:</b>	4210
<b>DI#</b>	NONE	2021 Base	<b>Net Decision Items</b>							2021 Executive Budget
			<b>01</b>	<b>02</b>	<b>03</b>	<b>04</b>	<b>05</b>	<b>06</b>	<b>07</b>	
<b>PROGRAM EXPENDITURES</b>										
Personnel Costs	\$0	\$0	\$0	\$0	\$0	\$0	\$0	\$0	\$0	\$0
Operating Expenses	\$0	\$0	\$0	\$0	\$0	\$0	\$0	\$0	\$0	\$0
Contractual Services	\$0	\$0	\$0	\$0	\$0	\$0	\$0	\$0	\$0	\$0
Operating Capital	\$0	\$0	\$0	\$0	\$0	\$0	\$0	\$0	\$0	\$0
<b>TOTAL</b>	<b>\$0</b>	<b>\$0</b>	<b>\$0</b>	<b>\$0</b>	<b>\$0</b>	<b>\$0</b>	<b>\$0</b>	<b>\$0</b>	<b>\$0</b>	<b>\$0</b>
<b>PROGRAM REVENUE</b>										
Taxes	\$0	\$0	\$0	\$0	\$0	\$0	\$0	\$0	\$0	\$0
Intergovernmental Revenue	\$0	\$0	\$0	\$0	\$0	\$0	\$0	\$0	\$0	\$0
Licenses & Permits	\$0	\$0	\$0	\$0	\$0	\$0	\$0	\$0	\$0	\$0
Fines, Forfeits & Penalties	\$0	\$0	\$0	\$0	\$0	\$0	\$0	\$0	\$0	\$0
Public Charges for Services	\$0	\$0	\$0	\$0	\$0	\$0	\$0	\$0	\$0	\$0
Intergovernmental Charge for Services	\$0	\$0	\$0	\$0	\$0	\$0	\$0	\$0	\$0	\$0
Miscellaneous	\$0	\$0	\$0	\$0	\$0	\$0	\$0	\$0	\$0	\$0
Other Financing Sources	\$0	\$0	\$0	\$0	\$0	\$0	\$0	\$0	\$0	\$0
<b>TOTAL</b>	<b>\$0</b>	<b>\$0</b>	<b>\$0</b>	<b>\$0</b>	<b>\$0</b>	<b>\$0</b>	<b>\$0</b>	<b>\$0</b>	<b>\$0</b>	<b>\$0</b>
<b>GPR SUPPORT</b>	<b>\$0</b>	<b>\$0</b>	<b>\$0</b>	<b>\$0</b>	<b>\$0</b>	<b>\$0</b>	<b>\$0</b>	<b>\$0</b>	<b>\$0</b>	<b>\$0</b>
<b>F.T.E. STAFF</b>	<b>0.000</b>	<b>0.000</b>	<b>0.000</b>	<b>0.000</b>	<b>0.000</b>	<b>0.000</b>	<b>0.000</b>	<b>0.000</b>	<b>0.000</b>	<b>0.000</b>

<b>NARRATIVE INFORMATION ABOUT DECISION ITEMS SHOWN ABOVE</b>	Expenditures	Revenue	GPR Support
<b>2021 BUDGET BASE</b>	\$0	\$0	\$0
<b>2021 EXECUTIVE BUDGET</b>	\$0	\$0	\$0

<b>Dept:</b>	Public Works, Hwy & Transp.	71	<b>DANE COUNTY</b>	<b>Fund Name:</b>	Bridge Aid
<b>Prgm:</b>	Bridge Aid	000/00		<b>Fund No:</b>	2110

## Mission:

To administer Section 81.38 (2) of the Wisconsin Statutes.

## Description:

The Bridge Aid Program provides for the construction or repair of culverts and bridges within Dane County. Participating municipalities are reimbursed for 50% of the costs for bridges or culverts that have a 36-inch or greater span. Currently, all towns and the City of Monona participate in the program; no villages are enrolled. Once enrolled, a municipality must continue participation.

	Actual 2019	Adopted 2020	2019 Carry Forward	Board Transfers	Budget As Modified	2020 YTD	Estimated 2020	Department Request
<b>PROGRAM EXPENDITURES</b>								
Personnel Costs	\$0	\$0	\$0	\$0	\$0	\$0	\$0	\$0
Operating Expenses	\$8,889	\$500	\$0	\$0	\$500	\$1,026	\$962	\$500
Contractual Services	\$0	\$0	\$0	\$0	\$0	\$0	\$0	\$0
Operating Capital	\$309,922	\$399,000	\$438,515	\$0	\$837,515	\$289,327	\$837,515	\$520,000
<b>TOTAL</b>	<b>\$318,810</b>	<b>\$399,500</b>	<b>\$438,515</b>	<b>\$0</b>	<b>\$838,015</b>	<b>\$290,353</b>	<b>\$838,477</b>	<b>\$520,500</b>
<b>PROGRAM REVENUE</b>								
Taxes	\$0	\$0	\$0	\$0	\$0	\$0	\$0	\$0
Intergovernmental Revenue	\$0	\$0	\$0	\$0	\$0	\$0	\$0	\$0
Licenses & Permits	\$0	\$0	\$0	\$0	\$0	\$0	\$0	\$0
Fines, Forfeits & Penalties	\$0	\$0	\$0	\$0	\$0	\$0	\$0	\$0
Public Charges for Services	\$0	\$0	\$0	\$0	\$0	\$0	\$0	\$0
Intergovernmental Charge for Services	\$0	\$0	\$0	\$0	\$0	\$0	\$0	\$0
Miscellaneous	\$8,889	\$500	\$0	\$0	\$500	\$1,026	\$962	\$500
Other Financing Sources	\$0	\$0	\$0	\$0	\$0	\$0	\$0	\$0
<b>TOTAL</b>	<b>\$8,889</b>	<b>\$500</b>	<b>\$0</b>	<b>\$0</b>	<b>\$500</b>	<b>\$1,026</b>	<b>\$962</b>	<b>\$500</b>
<b>GPR SUPPORT</b>	<b>\$309,922</b>	<b>\$399,000</b>			<b>\$837,515</b>			<b>\$520,000</b>
<b>F.T.E. STAFF</b>	<b>0.000</b>	<b>0.000</b>					<b>0.000</b>	<b>0.000</b>



<b>Dept:</b>	Public Works, Hwy & Transp.	71							<b>Fund Name:</b>	Bridge Aid
<b>Prgm:</b>	Bridge Aid	000/00							<b>Fund No.:</b>	2110
DI#	2021 Base	Net Decision Items							2021 Executive Budget	
		01	02	03	04	05	06	07		
<b>PROGRAM EXPENDITURES</b>										
Personnel Costs	\$0	\$0	\$0	\$0	\$0	\$0	\$0	\$0	\$0	\$0
Operating Expenses	\$500	\$0	\$0	\$0	\$0	\$0	\$0	\$0	\$0	\$500
Contractual Services	\$0	\$0	\$0	\$0	\$0	\$0	\$0	\$0	\$0	\$0
Operating Capital	\$0	\$520,000	\$0	\$0	\$0	\$0	\$0	\$0	\$0	\$520,000
<b>TOTAL</b>	<b>\$500</b>	<b>\$520,000</b>	<b>\$0</b>	<b>\$0</b>	<b>\$0</b>	<b>\$0</b>	<b>\$0</b>	<b>\$0</b>	<b>\$0</b>	<b>\$520,500</b>
<b>PROGRAM REVENUE</b>										
Taxes	\$0	\$0	\$0	\$0	\$0	\$0	\$0	\$0	\$0	\$0
Intergovernmental Revenue	\$0	\$0	\$0	\$0	\$0	\$0	\$0	\$0	\$0	\$0
Licenses & Permits	\$0	\$0	\$0	\$0	\$0	\$0	\$0	\$0	\$0	\$0
Fines, Forfeits & Penalties	\$0	\$0	\$0	\$0	\$0	\$0	\$0	\$0	\$0	\$0
Public Charges for Services	\$0	\$0	\$0	\$0	\$0	\$0	\$0	\$0	\$0	\$0
Intergovernmental Charge for Services	\$0	\$0	\$0	\$0	\$0	\$0	\$0	\$0	\$0	\$0
Miscellaneous	\$500	\$0	\$0	\$0	\$0	\$0	\$0	\$0	\$0	\$500
Other Financing Sources	\$0	\$0	\$0	\$0	\$0	\$0	\$0	\$0	\$0	\$0
<b>TOTAL</b>	<b>\$500</b>	<b>\$0</b>	<b>\$0</b>	<b>\$0</b>	<b>\$0</b>	<b>\$0</b>	<b>\$0</b>	<b>\$0</b>	<b>\$0</b>	<b>\$500</b>
<b>GPR SUPPORT</b>	<b>\$0</b>	<b>\$520,000</b>	<b>\$0</b>	<b>\$0</b>	<b>\$0</b>	<b>\$0</b>	<b>\$0</b>	<b>\$0</b>	<b>\$0</b>	<b>\$520,000</b>
<b>F.T.E. STAFF</b>	<b>0.000</b>	<b>0.000</b>	<b>0.000</b>	<b>0.000</b>	<b>0.000</b>	<b>0.000</b>	<b>0.000</b>	<b>0.000</b>	<b>0.000</b>	<b>0.000</b>

NARRATIVE INFORMATION ABOUT DECISION ITEMS SHOWN ABOVE		Expenditures	Revenue	GPR Support
<b>2021 BUDGET BASE</b>		\$500	\$500	\$0
DI #	PWHT-BRDG-1 BRIDGE AID EXPENSES			
DEPT	The Bridge Aid program provides for construction or repair of municipality culverts and bridges. Participating municipalities are reimbursed for 50% of the costs for bridges or culverts that have a 36 inch or greater span. All towns and the City of Monona participate in the program and no villages are enrolled. Once enrolled, a municipality must continue participation.	\$520,000	\$0	\$520,000
EXEC	Approved as Requested	\$0	\$0	\$0
ADOPTED				\$0
NET DI # PWHT-BRDG-1		\$520,000	\$0	\$520,000
<b>2021 EXECUTIVE BUDGET</b>		\$520,500	\$500	\$520,000

<b>Dept:</b>	Public Works, Hwy & Transp.	71	<b>DANE COUNTY</b>	<b>Fund Name:</b>	General Fund
<b>Prgm:</b>	WI River Rail Transit Commission	602/21		<b>Fund No:</b>	1110

**Mission:**  
To preserve rail service or the potential for rail service on the branch lines running between Prairie du Chien and Fox Lake, Illinois, and to influence policy relative to the future use of the rail corridor should the rail service be discontinued.

**Description:**  
The Wisconsin River Rail Trail Commission (WRRTC) is a joint county commission created in 1980 under the provisions of Wisconsin Statutes 59.968 and 66.30, for the purpose of providing for the continuation of branch line rail service. This includes acquisition and rehabilitation of branch lines; operation and maintenance of these lines; lease of lines to an operator; or contract with any operator to use these lines. Current WRRTC member counties include Crawford, Dane, Grant, Iowa, Rock, Sauk, Walworth, and Waukesha. WRRTC has an operating contract with Wisconsin and Southern Railroad for the rail line. WRRTC is an eligible recipient of grants from the Wisconsin Department of Transportation (WisDOT) for the cost of acquiring track and structures, and the cost of line rehabilitation.

	Actual 2019	Adopted 2020	2019 Carry Forward	Board Transfers	Budget As Modified	2020 YTD	Estimated 2020	Department Request
<b>PROGRAM EXPENDITURES</b>								
Personnel Costs	\$443	\$600	\$0	\$0	\$600	\$0	\$538	\$600
Operating Expenses	\$0	\$0	\$0	\$0	\$0	\$0	\$0	\$0
Contractual Services	\$0	\$0	\$0	\$0	\$0	\$0	\$0	\$0
Operating Capital	\$30,000	\$30,000	\$0	\$0	\$30,000	\$30,000	\$30,000	\$30,000
<b>TOTAL</b>	<b>\$30,443</b>	<b>\$30,600</b>	<b>\$0</b>	<b>\$0</b>	<b>\$30,600</b>	<b>\$30,000</b>	<b>\$30,538</b>	<b>\$30,600</b>
<b>PROGRAM REVENUE</b>								
Taxes	\$0	\$0	\$0	\$0	\$0	\$0	\$0	\$0
Intergovernmental Revenue	\$0	\$0	\$0	\$0	\$0	\$0	\$0	\$0
Licenses & Permits	\$0	\$0	\$0	\$0	\$0	\$0	\$0	\$0
Fines, Forfeits & Penalties	\$0	\$0	\$0	\$0	\$0	\$0	\$0	\$0
Public Charges for Services	\$0	\$0	\$0	\$0	\$0	\$0	\$0	\$0
Intergovernmental Charge for Services	\$0	\$0	\$0	\$0	\$0	\$0	\$0	\$0
Miscellaneous	\$0	\$0	\$0	\$0	\$0	\$0	\$0	\$0
Other Financing Sources	\$0	\$0	\$0	\$0	\$0	\$0	\$0	\$0
<b>TOTAL</b>	<b>\$0</b>	<b>\$0</b>	<b>\$0</b>	<b>\$0</b>	<b>\$0</b>	<b>\$0</b>	<b>\$0</b>	<b>\$0</b>
<b>GPR SUPPORT</b>	<b>\$30,443</b>	<b>\$30,600</b>			<b>\$30,600</b>			<b>\$30,600</b>
<b>F.T.E. STAFF</b>	<b>0.000</b>	<b>0.000</b>					<b>0.000</b>	<b>0.000</b>

<b>Dept:</b>	Public Works, Hwy & Transp.	71							<b>Fund Name:</b>	General Fund
<b>Prgm:</b>	WI River Rail Transit Commission	602/21							<b>Fund No.:</b>	1110
DI#	2021 Base	Net Decision Items							2021 Executive Budget	
		01	02	03	04	05	06	07		
<b>PROGRAM EXPENDITURES</b>										
Personnel Costs	\$600	\$0	\$0	\$0	\$0	\$0	\$0	\$0	\$600	
Operating Expenses	\$0	\$0	\$0	\$0	\$0	\$0	\$0	\$0	\$0	
Contractual Services	\$0	\$0	\$0	\$0	\$0	\$0	\$0	\$0	\$0	
Operating Capital	\$0	\$30,000	\$0	\$0	\$0	\$0	\$0	\$0	\$30,000	
<b>TOTAL</b>	<b>\$600</b>	<b>\$30,000</b>	<b>\$0</b>	<b>\$0</b>	<b>\$0</b>	<b>\$0</b>	<b>\$0</b>	<b>\$0</b>	<b>\$30,600</b>	
<b>PROGRAM REVENUE</b>										
Taxes	\$0	\$0	\$0	\$0	\$0	\$0	\$0	\$0	\$0	
Intergovernmental Revenue	\$0	\$0	\$0	\$0	\$0	\$0	\$0	\$0	\$0	
Licenses & Permits	\$0	\$0	\$0	\$0	\$0	\$0	\$0	\$0	\$0	
Fines, Forfeits & Penalties	\$0	\$0	\$0	\$0	\$0	\$0	\$0	\$0	\$0	
Public Charges for Services	\$0	\$0	\$0	\$0	\$0	\$0	\$0	\$0	\$0	
Intergovernmental Charge for Services	\$0	\$0	\$0	\$0	\$0	\$0	\$0	\$0	\$0	
Miscellaneous	\$0	\$0	\$0	\$0	\$0	\$0	\$0	\$0	\$0	
Other Financing Sources	\$0	\$0	\$0	\$0	\$0	\$0	\$0	\$0	\$0	
<b>TOTAL</b>	<b>\$0</b>	<b>\$0</b>	<b>\$0</b>	<b>\$0</b>	<b>\$0</b>	<b>\$0</b>	<b>\$0</b>	<b>\$0</b>	<b>\$0</b>	
<b>GPR SUPPORT</b>	<b>\$600</b>	<b>\$30,000</b>	<b>\$0</b>	<b>\$0</b>	<b>\$0</b>	<b>\$0</b>	<b>\$0</b>	<b>\$0</b>	<b>\$30,600</b>	
<b>F.T.E. STAFF</b>	<b>0.000</b>	<b>0.000</b>	<b>0.000</b>	<b>0.000</b>	<b>0.000</b>	<b>0.000</b>	<b>0.000</b>	<b>0.000</b>	<b>0.000</b>	

NARRATIVE INFORMATION ABOUT DECISION ITEMS SHOWN ABOVE		Expenditures	Revenue	GPR Support
<b>2021 BUDGET BASE</b>		\$600	\$0	\$600
DI #	PWHT-WRRT-1 RAIL REHABILITATION			
DEPT	Rehabilitation of rail, ties and bridges on the Wisconsin Southern rail system (WSOR). WisDOT is funding 80% of the cost, WSOR 10%, and Wisconsin River Rail Transit Commission (WRRTC) 10%. WRRTC is a state authorized commission made up of non southern Wisconsin counties to provide for the continuation of branch line rail service.	\$30,000	\$0	\$30,000
EXEC	Approved as Requested	\$0	\$0	\$0
ADOPTED				\$0
NET DI # PWHT-WRRT-1		\$30,000	\$0	\$30,000
<b>2021 EXECUTIVE BUDGET</b>		\$30,600	\$0	\$30,600

<b>Dept:</b>	Public Works, Hwy & Transp.	71	<b>DANE COUNTY</b>	<b>Fund Name:</b>	General Fund
<b>Prgm:</b>	Public Works Engineering	602/23		<b>Fund No:</b>	1110

## Mission:

To provide essential engineering services to Dane County departments.

## Description:

The Engineering Division is responsible for providing professional engineering services to county departments; participating in space allocation and development planning; regularly reviewing and assessing county facilities; and developing recommendations for facility repair and maintenance. The Engineering Services Division also designs projects for the county; prepares plans and specifications; and manages the bidding, construction, closeout, and payment of the projects. The Division is responsible for preparing requests for proposals from architectural and engineering consultants for various major county projects or for projects where additional expertise is needed.

	Actual 2019	Adopted 2020	2019 Carry Forward	Board Transfers	Budget As Modified	2020 YTD	Estimated 2020	Department Request
<b>PROGRAM EXPENDITURES</b>								
Personnel Costs	\$695,047	\$813,125	\$0	\$0	\$813,125	\$229,171	\$833,729	\$837,750
Operating Expenses	\$99,362	\$132,650	\$0	\$0	\$132,650	\$6,515	\$100,021	\$128,820
Contractual Services	\$28,116	\$30,900	\$0	\$0	\$30,900	\$0	\$30,411	\$32,300
Operating Capital	\$0	\$0	\$0	\$0	\$0	\$0	\$0	\$0
<b>TOTAL</b>	<b>\$822,525</b>	<b>\$976,675</b>	<b>\$0</b>	<b>\$0</b>	<b>\$976,675</b>	<b>\$235,685</b>	<b>\$964,161</b>	<b>\$998,870</b>
<b>PROGRAM REVENUE</b>								
Taxes	\$0	\$0	\$0	\$0	\$0	\$0	\$0	\$0
Intergovernmental Revenue	\$255,962	\$404,000	\$0	\$0	\$404,000	\$0	\$404,000	\$404,000
Licenses & Permits	\$0	\$0	\$0	\$0	\$0	\$0	\$0	\$0
Fines, Forfeits & Penalties	\$0	\$0	\$0	\$0	\$0	\$0	\$0	\$0
Public Charges for Services	\$0	\$0	\$0	\$0	\$0	\$0	\$0	\$0
Intergovernmental Charge for Services	\$0	\$0	\$0	\$0	\$0	\$0	\$0	\$0
Miscellaneous	\$32	\$0	\$0	\$0	\$0	\$0	\$0	\$0
Other Financing Sources	\$0	\$0	\$0	\$0	\$0	\$0	\$0	\$0
<b>TOTAL</b>	<b>\$255,994</b>	<b>\$404,000</b>	<b>\$0</b>	<b>\$0</b>	<b>\$404,000</b>	<b>\$0</b>	<b>\$404,000</b>	<b>\$404,000</b>
<b>GPR SUPPORT</b>	<b>\$566,532</b>	<b>\$572,675</b>			<b>\$572,675</b>			<b>\$594,870</b>
<b>F.T.E. STAFF</b>	<b>5.000</b>	<b>6.000</b>					<b>6.000</b>	<b>6.000</b>

<b>Dept:</b>	Public Works, Hwy & Transp.	71							<b>Fund Name:</b>	General Fund
<b>Prgm:</b>	Public Works Engineering	602/23							<b>Fund No.:</b>	1110
	2021	<b>Net Decision Items</b>							2021 Executive	
<b>DI#</b>	<b>Base</b>	<b>01</b>	<b>02</b>	<b>03</b>	<b>04</b>	<b>05</b>	<b>06</b>	<b>07</b>	<b>Budget</b>	
<b>PROGRAM EXPENDITURES</b>										
Personnel Costs	\$858,300	(\$20,550)	\$0	\$0	\$0	\$0	\$0	\$0	\$837,750	
Operating Expenses	\$132,650	(\$3,830)	\$0	\$0	\$0	\$0	\$0	\$0	\$128,820	
Contractual Services	\$32,300	\$0	\$0	\$0	\$0	\$0	\$0	\$0	\$32,300	
Operating Capital	\$0	\$0	\$0	\$0	\$0	\$0	\$0	\$0	\$0	
<b>TOTAL</b>	<b>\$1,023,250</b>	<b>(\$24,380)</b>	<b>\$0</b>	<b>\$0</b>	<b>\$0</b>	<b>\$0</b>	<b>\$0</b>	<b>\$0</b>	<b>\$998,870</b>	
<b>PROGRAM REVENUE</b>										
Taxes	\$0	\$0	\$0	\$0	\$0	\$0	\$0	\$0	\$0	
Intergovernmental Revenue	\$404,000	\$0	\$0	\$0	\$0	\$0	\$0	\$0	\$404,000	
Licenses & Permits	\$0	\$0	\$0	\$0	\$0	\$0	\$0	\$0	\$0	
Fines, Forfeits & Penalties	\$0	\$0	\$0	\$0	\$0	\$0	\$0	\$0	\$0	
Public Charges for Services	\$0	\$0	\$0	\$0	\$0	\$0	\$0	\$0	\$0	
Intergovernmental Charge for Services	\$0	\$0	\$0	\$0	\$0	\$0	\$0	\$0	\$0	
Miscellaneous	\$0	\$0	\$0	\$0	\$0	\$0	\$0	\$0	\$0	
Other Financing Sources	\$0	\$0	\$0	\$0	\$0	\$0	\$0	\$0	\$0	
<b>TOTAL</b>	<b>\$404,000</b>	<b>\$0</b>	<b>\$0</b>	<b>\$0</b>	<b>\$0</b>	<b>\$0</b>	<b>\$0</b>	<b>\$0</b>	<b>\$404,000</b>	
<b>GPR SUPPORT</b>	<b>\$619,250</b>	<b>(\$24,380)</b>	<b>\$0</b>	<b>\$0</b>	<b>\$0</b>	<b>\$0</b>	<b>\$0</b>	<b>\$0</b>	<b>\$594,870</b>	
<b>F.T.E. STAFF</b>	<b>6.000</b>	<b>0.000</b>	<b>0.000</b>	<b>0.000</b>	<b>0.000</b>	<b>0.000</b>	<b>0.000</b>	<b>0.000</b>	<b>6.000</b>	

<b>NARRATIVE INFORMATION ABOUT DECISION ITEMS SHOWN ABOVE</b>		Expenditures	Revenue	GPR Support
<b>2021 BUDGET BASE</b>		\$1,023,250	\$404,000	\$619,250
DI #	PWHT-ENGR-1 GPR Reduction			
DEPT	Reduction in LTE Expense and Building & Grounds Repairs/Maintenance to help meet mandated GPR reduction.	(\$24,380)	\$0	(\$24,380)
EXEC	Approved as Requested	\$0	\$0	\$0
ADOPTED				\$0
NET DI # PWHT-ENGR-1		(\$24,380)	\$0	(\$24,380)

<b>Dept:</b>	Public Works, Hwy & Transp.	71	<b>Fund Name:</b>	General Fund		
<b>Prgm:</b>	Public Works Engineering	602/23	<b>Fund No.:</b>	1110		
<b>NARRATIVE INFORMATION ABOUT DECISION ITEMS SHOWN ON PREVIOUS PAGE</b>			<b>Expenditures</b>	<b>Revenue</b>	<b>GPR Support</b>	
DI #	PWHT-ENGR-2	Reallocation of funds				
DEPT	Reallocating the balance of Plumbing Heating & Electrical Repairs to Operating Equipment Expenses. Reallocating the balance of Water to Conferences & Training.		\$0	\$0	\$0	
EXEC	Approved as Requested		\$0	\$0	\$0	
ADOPTED					\$0	
NET DI #		PWHT-ENGR-2	\$0	\$0	\$0	
<b>2021 EXECUTIVE BUDGET</b>			\$998,870	\$404,000	\$594,870	

<b>Dept:</b>	Highway & Transportation	71	<b>DANE COUNTY</b>	<b>Fund Name:</b>	General Fund
<b>Prgm:</b>	Parking Ramp	602/25		<b>Fund No:</b>	1110

**Mission:**

To provide a safe, economically self-sustaining parking facility responsive to the parking and transportation needs of Dane County.

**Description:**

The Dane County Parking Ramp accommodates 1,000 vehicles. Revenues are derived from public parking at meters, reserved employee parking, departmental parking passes, prepaid parking contracts, and fines.

An ongoing multi-year renovation of the ramp, which was built in 1958, combined with continued preventative maintenance, will ensure the continued usefulness and safety of the facility. Two full-time employees operate the ramp during regularly scheduled shifts, with part-time (LTE) help on weekends.

	Actual 2019	Adopted 2020	2019 Carry Forward	Board Transfers	Budget As Modified	2020 YTD	Estimated 2020	Department Request
<b>PROGRAM EXPENDITURES</b>								
Personnel Costs	\$219,308	\$223,000	\$0	\$0	\$223,000	\$67,279	\$226,413	\$228,000
Operating Expenses	\$27,649	\$40,100	\$0	\$0	\$40,100	\$7,832	\$29,957	\$36,000
Contractual Services	\$40,175	\$67,800	\$0	\$0	\$67,800	\$7,808	\$48,519	\$62,900
Operating Capital	\$0	\$0	\$0	\$0	\$0	\$0	\$0	\$0
<b>TOTAL</b>	<b>\$287,132</b>	<b>\$330,900</b>	<b>\$0</b>	<b>\$0</b>	<b>\$330,900</b>	<b>\$82,920</b>	<b>\$304,889</b>	<b>\$326,900</b>
<b>PROGRAM REVENUE</b>								
Taxes	\$0	\$0	\$0	\$0	\$0	\$0	\$0	\$0
Intergovernmental Revenue	\$30,000	\$30,000	\$0	\$0	\$30,000	\$10,000	\$30,000	\$30,000
Licenses & Permits	\$0	\$0	\$0	\$0	\$0	\$0	\$0	\$0
Fines, Forfeits & Penalties	\$22,857	\$65,000	\$0	\$0	\$65,000	\$3,254	\$20,206	\$65,000
Public Charges for Services	\$1,003,882	\$1,145,900	\$0	\$0	\$1,145,900	\$246,798	\$949,684	\$1,145,900
Intergovernmental Charge for Services	\$0	\$0	\$0	\$0	\$0	\$0	\$0	\$0
Miscellaneous	\$0	\$0	\$0	\$0	\$0	\$0	\$0	\$0
Other Financing Sources	\$0	\$0	\$0	\$0	\$0	\$0	\$0	\$0
<b>TOTAL</b>	<b>\$1,056,739</b>	<b>\$1,240,900</b>	<b>\$0</b>	<b>\$0</b>	<b>\$1,240,900</b>	<b>\$260,052</b>	<b>\$999,890</b>	<b>\$1,240,900</b>
<b>GPR SUPPORT</b>	<b>(\$769,606)</b>	<b>(\$910,000)</b>			<b>(\$910,000)</b>			<b>(\$914,000)</b>
<b>F.T.E. STAFF</b>	<b>2.000</b>	<b>2.000</b>					<b>2.000</b>	<b>2.000</b>

Dept: Highway & Transportation		71							Fund Name: General Fund	
Prgm: Parking Ramp		602/25							Fund No.: 1110	
DI#	2021 Base	Net Decision Items							2021 Executive Budget	
		01	02	03	04	05	06	07		
<b>PROGRAM EXPENDITURES</b>										
Personnel Costs	\$228,000	\$0	\$0	\$0	\$0	\$0	\$0	\$0	\$228,000	
Operating Expenses	\$40,100	(\$4,100)	\$0	\$0	\$0	\$0	\$0	\$0	\$36,000	
Contractual Services	\$67,900	(\$5,000)	\$0	\$0	\$0	\$0	\$0	\$0	\$62,900	
Operating Capital	\$0	\$0	\$0	\$0	\$0	\$0	\$0	\$0	\$0	
<b>TOTAL</b>	<b>\$336,000</b>	<b>(\$9,100)</b>	<b>\$0</b>	<b>\$0</b>	<b>\$0</b>	<b>\$0</b>	<b>\$0</b>	<b>\$0</b>	<b>\$326,900</b>	
<b>PROGRAM REVENUE</b>										
Taxes	\$0	\$0	\$0	\$0	\$0	\$0	\$0	\$0	\$0	
Intergovernmental Revenue	\$30,000	\$0	\$0	\$0	\$0	\$0	\$0	\$0	\$30,000	
Licenses & Permits	\$0	\$0	\$0	\$0	\$0	\$0	\$0	\$0	\$0	
Fines, Forfeits & Penalties	\$65,000	\$0	(\$30,900)	\$0	\$0	\$0	\$0	\$0	\$34,100	
Public Charges for Services	\$1,145,900	\$0	(\$252,400)	\$0	\$0	\$0	\$0	\$0	\$893,500	
Intergovernmental Charge for Services	\$0	\$0	\$0	\$0	\$0	\$0	\$0	\$0	\$0	
Miscellaneous	\$0	\$0	\$0	\$0	\$0	\$0	\$0	\$0	\$0	
Other Financing Sources	\$0	\$0	\$0	\$0	\$0	\$0	\$0	\$0	\$0	
<b>TOTAL</b>	<b>\$1,240,900</b>	<b>\$0</b>	<b>(\$283,300)</b>	<b>\$0</b>	<b>\$0</b>	<b>\$0</b>	<b>\$0</b>	<b>\$0</b>	<b>\$957,600</b>	
<b>GPR SUPPORT</b>	<b>(\$904,900)</b>	<b>(\$9,100)</b>	<b>\$283,300</b>	<b>\$0</b>	<b>\$0</b>	<b>\$0</b>	<b>\$0</b>	<b>\$0</b>	<b>(\$630,700)</b>	
<b>F.T.E. STAFF</b>	<b>2.000</b>	<b>0.000</b>	<b>0.000</b>	<b>0.000</b>	<b>0.000</b>	<b>0.000</b>	<b>0.000</b>	<b>0.000</b>	<b>2.000</b>	

NARRATIVE INFORMATION ABOUT DECISION ITEMS SHOWN ABOVE				Expenditures	Revenue	GPR Support
<b>2021 BUDGET BASE</b>				\$336,000	\$1,240,900	(\$904,900)
DI #	PWHT-RAMP-1 OPERATING EXPENSES REDUCTION					
DEPT	Reduce facility equipment use budget by \$5,000 and facility maintenance by \$4,100.			(\$9,100)	\$0	(\$9,100)
EXEC	Approved as Requested			\$0	\$0	\$0
ADOPTED						\$0
NET DI # PWHT-RAMP-1				(\$9,100)	\$0	(\$9,100)

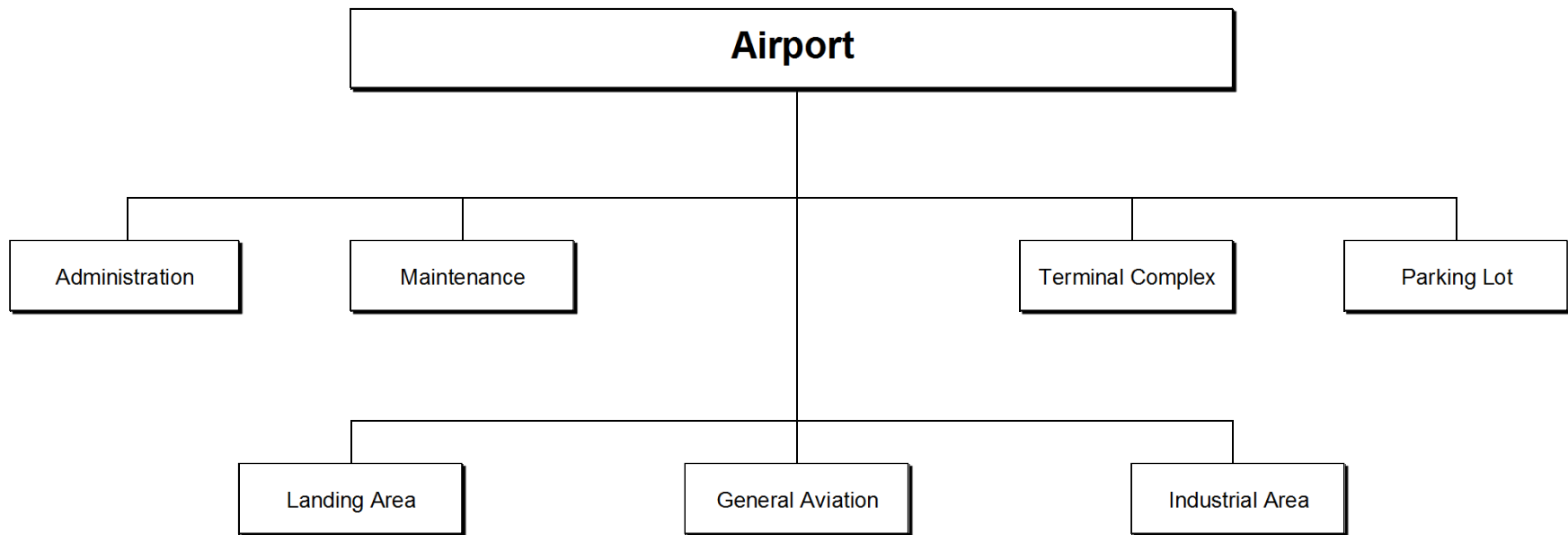


<b>Dept:</b>	Highway & Transportation	71	<b>Fund Name:</b>	General Fund
<b>Prgm:</b>	Parking Ramp	602/25	<b>Fund No.:</b>	1110

NARRATIVE INFORMATION ABOUT DECISION ITEMS SHOWN ON PREVIOUS PAGE			Expenditures	Revenue	GPR Support
DI #	PWHT-RAMP-2	Pandemic Related Revenue Reductions			
DEPT			\$0	\$0	\$0
EXEC	Reduce revenues across multiple programs to reflect the negative trends in revenue collections due to the COVID-19 pandemic.		\$0	(\$283,300)	\$283,300
ADOPTED					\$0
	NET DI #	PWHT-RAMP-2	\$0	(\$283,300)	\$283,300

--	--	--	--	--	--

<b>2021 EXECUTIVE BUDGET</b>	\$326,900	\$957,600	(\$630,700)
------------------------------	-----------	-----------	-------------



<b>Dept:</b>	Airport	83	<b>DANE COUNTY</b>	<b>Fund Name:</b>	Airport Fund
<b>Prgm:</b>	Administration	110/00		<b>Fund No:</b>	4110

Mission:  
To ensure safe, efficient air transportation facilities and services responsive to user needs.

Description:  
The Dane County Regional Airport is responsible for operation, maintenance, and development of facilities in accordance with standards established and enforced by the Federal Aviation Administration & TSA (Transportation Security Administration). The Airport is an integral part of the national and state air transportation systems, providing services to all four classes of aviation users: scheduled air carriers, commuters, general aviation, and the military. The Airport operates twenty-four hours daily and is located on a 2,900 acre site, which includes 80 leased buildings whose tenants employ over 4,500 personnel. Commercial airlines serve 2.4 million travelers from Illinois, Iowa, Minnesota, and Dane and eight surrounding counties. General aviation aircraft carry approximately 1/3 million inter-city travelers. The Airport has an economic impact in excess of a half billion dollars annually, and receives over \$3 million of federal and state grants for airfield capital projects which are not reflected in the budget.

	Actual 2019	Adopted 2020	2019 Carry Forward	Board Transfers	Budget As Modified	2020 YTD	Estimated 2020	Department Request
<b>PROGRAM EXPENDITURES</b>								
Personnel Costs	\$2,556,673	\$2,141,500	\$0	\$0	\$2,141,500	\$811,552	\$2,183,566	\$2,303,800
Operating Expenses	\$11,402,073	\$9,666,700	\$0	\$0	\$9,666,700	\$3,212,209	\$9,634,555	\$9,692,800
Contractual Services	\$1,331,248	\$1,793,153	\$1,265,248	\$0	\$3,058,401	\$384,037	\$3,050,394	\$2,711,953
Operating Capital	\$1,634,328	\$110,600	\$208,089	\$0	\$318,689	\$82,644	\$318,689	\$399,175
<b>TOTAL</b>	<b>\$16,924,322</b>	<b>\$13,711,953</b>	<b>\$1,473,338</b>	<b>\$0</b>	<b>\$15,185,291</b>	<b>\$4,490,441</b>	<b>\$15,187,204</b>	<b>\$15,107,728</b>
<b>PROGRAM REVENUE</b>								
Taxes	\$0	\$0	\$0	\$0	\$0	\$0	\$0	\$0
Intergovernmental Revenue	\$0	\$0	\$0	\$0	\$0	\$0	\$0	\$0
Licenses & Permits	\$0	\$0	\$0	\$0	\$0	\$0	\$0	\$0
Fines, Forfeits & Penalties	\$0	\$0	\$0	\$0	\$0	\$0	\$0	\$0
Public Charges for Services	\$4,893,945	\$4,470,000	\$0	\$0	\$4,470,000	\$934,832	\$4,470,000	\$2,681,999
Intergovernmental Charge for Services	\$0	\$0	\$0	\$0	\$0	\$0	\$0	\$0
Miscellaneous	\$12,300,217	\$398,500	\$0	\$0	\$398,500	\$277,000	\$396,949	\$398,500
Other Financing Sources	\$0	\$0	\$0	\$0	\$0	\$0	\$0	\$0
<b>TOTAL</b>	<b>\$17,194,162</b>	<b>\$4,868,500</b>	<b>\$0</b>	<b>\$0</b>	<b>\$4,868,500</b>	<b>\$1,211,831</b>	<b>\$4,866,949</b>	<b>\$3,080,499</b>
<b>REVENUE OVER/(UNDER) EXPENSES</b>	<b>\$269,840</b>	<b>(\$8,843,453)</b>			<b>(\$10,316,791)</b>			<b>(\$12,027,229)</b>
<b>F.T.E. STAFF</b>	<b>15.000</b>	<b>16.000</b>					<b>16.000</b>	<b>16.000</b>

<b>Dept:</b>	Airport	83							<b>Fund Name:</b>	Airport Fund
<b>Prgm:</b>	Administration	110/00							<b>Fund No.:</b>	4110
DI#	2021 Base	Net Decision Items							2021 Executive Budget	
		01	02	03	04	05	06	07		
<b>PROGRAM EXPENDITURES</b>										
Personnel Costs	\$2,302,700	\$1,100	\$0	\$0	\$0	\$0	\$0	\$0	\$2,303,800	
Operating Expenses	\$9,666,700	\$26,100	\$0	\$0	\$0	\$0	\$0	\$0	\$9,692,800	
Contractual Services	\$1,807,953	\$904,000	\$0	\$21,429	\$0	\$0	\$0	\$0	\$2,733,382	
Operating Capital	\$0	\$399,175	\$0	\$0	\$0	\$0	\$0	\$0	\$399,175	
<b>TOTAL</b>	<b>\$13,777,353</b>	<b>\$1,330,375</b>	<b>\$0</b>	<b>\$21,429</b>	<b>\$0</b>	<b>\$0</b>	<b>\$0</b>	<b>\$0</b>	<b>\$15,129,157</b>	
<b>PROGRAM REVENUE</b>										
Taxes	\$0	\$0	\$0	\$0	\$0	\$0	\$0	\$0	\$0	
Intergovernmental Revenue	\$0	\$0	\$0	\$0	\$0	\$0	\$0	\$0	\$0	
Licenses & Permits	\$0	\$0	\$0	\$0	\$0	\$0	\$0	\$0	\$0	
Fines, Forfeits & Penalties	\$0	\$0	\$0	\$0	\$0	\$0	\$0	\$0	\$0	
Public Charges for Services	\$4,470,000	\$0	(\$1,788,001)	\$0	\$0	\$0	\$0	\$0	\$2,681,999	
Intergovernmental Charge for Services	\$0	\$0	\$0	\$0	\$0	\$0	\$0	\$0	\$0	
Miscellaneous	\$398,500	\$0	\$0	\$0	\$0	\$0	\$0	\$0	\$398,500	
Other Financing Sources	\$0	\$0	\$0	\$0	\$0	\$0	\$0	\$0	\$0	
<b>TOTAL</b>	<b>\$4,868,500</b>	<b>\$0</b>	<b>(\$1,788,001)</b>	<b>\$0</b>	<b>\$0</b>	<b>\$0</b>	<b>\$0</b>	<b>\$0</b>	<b>\$3,080,499</b>	
<b>REVENUE OVER/(UNDER) EXPENSES</b>	<b>(\$8,908,853)</b>	<b>(\$1,330,375)</b>	<b>(\$1,788,001)</b>	<b>(\$21,429)</b>	<b>\$0</b>	<b>\$0</b>	<b>\$0</b>	<b>\$0</b>	<b>(\$12,048,658)</b>	
<b>F.T.E. STAFF</b>	<b>16.000</b>	<b>0.000</b>	<b>0.000</b>	<b>0.000</b>	<b>0.000</b>	<b>0.000</b>	<b>0.000</b>	<b>0.000</b>	<b>16.000</b>	

NARRATIVE INFORMATION ABOUT DECISION ITEMS SHOWN ABOVE		Expenditures	Revenue	Revenue Over/(Under) Expenses
<b>2021 BUDGET BASE</b>		\$13,777,353	\$4,868,500	(\$8,908,853)
DI #	APRT-ADMN-1 Expenditure Changes			
DEPT	Expenditure cost changes to various accounts. Notable are increases to Computer Equipment and Consulting Services. Acquires and repairs i.t.-related equipment.	\$1,330,375	\$0	(\$1,330,375)
EXEC	Approved as Requested	\$0	\$0	\$0
ADOPTED				\$0
NET DI # APRT-ADMN-1		\$1,330,375	\$0	(\$1,330,375)

Dept:		Airport	83	Fund Name:		Airport Fund
Prgm:		Administration	110/00	Fund No.:		4110
NARRATIVE INFORMATION ABOUT DECISION ITEMS SHOWN ON PREVIOUS PAGE				Expenditures	Revenue	Revenue Over/(Under) Expenses
DI #	APRT-ADMN-2	Passenger Facility Charges				
DEPT	Anticipates reduced Passenger Facility Charge revenue as well as other air travel related revenues.			\$0	(\$1,788,001)	(\$1,788,001)
EXEC	Approved as Requested			\$0	\$0	\$0
ADOPTED						\$0
NET DI # APRT-ADMN-2				\$0	(\$1,788,001)	(\$1,788,001)
DI #	APRT-ADMN-3	Indirect Cost Plan				
DEPT				\$0	\$0	\$0
EXEC	Modify expenditures and revenues to reflect receipt of County's most recently completed Indirect Cost Allocation Plan.			\$21,429	\$0	(\$21,429)
ADOPTED						\$0
NET DI # APRT-ADMN-3				\$21,429	\$0	(\$21,429)
<b>2021 EXECUTIVE BUDGET</b>				\$15,129,157	\$3,080,499	(\$12,048,658)

<b>Dept:</b>	Airport	83	<b>DANE COUNTY</b>	<b>Fund Name:</b>	Airport Fund
<b>Prgrm:</b>	Maintenance	622/00		<b>Fund No:</b>	4110

## Mission:

Provide cost effective preventive maintenance and repair for all Airport facilities and equipment.

## Description:

The Maintenance cost center includes the repair and preventive maintenance for all buildings, airfield electrical, Airport vehicles, and related equipment, including costs related to the operation of fueling facilities and equipment storage areas.

	Actual 2019	Adopted 2020	2019 Carry Forward	Board Transfers	Budget As Modified	2020 YTD	Estimated 2020	Department Request
<b>PROGRAM EXPENDITURES</b>								
Personnel Costs	\$1,303,304	\$1,299,100	\$0	\$0	\$1,299,100	\$439,756	\$1,263,467	\$1,379,632
Operating Expenses	\$184,009	\$215,100	\$0	\$0	\$215,100	\$36,640	\$175,675	\$202,500
Contractual Services	\$27,718	\$29,400	\$0	\$0	\$29,400	\$3,771	\$27,169	\$32,800
Operating Capital	\$159,947	\$0	\$0	\$0	\$0	\$0	\$0	\$0
<b>TOTAL</b>	<b>\$1,674,979</b>	<b>\$1,543,600</b>	<b>\$0</b>	<b>\$0</b>	<b>\$1,543,600</b>	<b>\$480,167</b>	<b>\$1,466,311</b>	<b>\$1,614,932</b>
<b>PROGRAM REVENUE</b>								
Taxes	\$0	\$0	\$0	\$0	\$0	\$0	\$0	\$0
Intergovernmental Revenue	\$0	\$0	\$0	\$0	\$0	\$0	\$0	\$0
Licenses & Permits	\$0	\$0	\$0	\$0	\$0	\$0	\$0	\$0
Fines, Forfeits & Penalties	\$0	\$0	\$0	\$0	\$0	\$0	\$0	\$0
Public Charges for Services	\$0	\$0	\$0	\$0	\$0	\$0	\$0	\$0
Intergovernmental Charge for Services	\$0	\$0	\$0	\$0	\$0	\$0	\$0	\$0
Miscellaneous	\$2,063	\$1,000	\$0	\$0	\$1,000	\$11,326	\$12,756	\$1,000
Other Financing Sources	\$0	\$0	\$0	\$0	\$0	\$0	\$0	\$0
<b>TOTAL</b>	<b>\$2,063</b>	<b>\$1,000</b>	<b>\$0</b>	<b>\$0</b>	<b>\$1,000</b>	<b>\$11,326</b>	<b>\$12,756</b>	<b>\$1,000</b>
<b>REVENUE OVER/(UNDER) EXPENSES</b>	<b>(\$1,672,915)</b>	<b>(\$1,542,600)</b>			<b>(\$1,542,600)</b>			<b>(\$1,613,932)</b>
<b>F.T.E. STAFF</b>	<b>10.250</b>	<b>11.250</b>					<b>10.700</b>	<b>11.700</b>

<b>Dept:</b> Airport	83								<b>Fund Name:</b> Airport Fund
<b>Prgm:</b> Maintenance	622/00								<b>Fund No.:</b> 4110
DI#	2021 Base	Net Decision Items							2021 Executive Budget
		01	02	03	04	05	06	07	
<b>PROGRAM EXPENDITURES</b>									
Personnel Costs	\$1,289,200	\$90,432	\$0	\$0	\$0	\$0	\$0	\$0	\$1,379,632
Operating Expenses	\$215,100	\$0	(\$12,600)	\$0	\$0	\$0	\$0	\$0	\$202,500
Contractual Services	\$30,800	\$0	\$2,000	\$0	\$0	\$0	\$0	\$0	\$32,800
Operating Capital	\$0	\$0	\$0	\$0	\$0	\$0	\$0	\$0	\$0
<b>TOTAL</b>	<b>\$1,535,100</b>	<b>\$90,432</b>	<b>(\$10,600)</b>	<b>\$0</b>	<b>\$0</b>	<b>\$0</b>	<b>\$0</b>	<b>\$0</b>	<b>\$1,614,932</b>
<b>PROGRAM REVENUE</b>									
Taxes	\$0	\$0	\$0	\$0	\$0	\$0	\$0	\$0	\$0
Intergovernmental Revenue	\$0	\$0	\$0	\$0	\$0	\$0	\$0	\$0	\$0
Licenses & Permits	\$0	\$0	\$0	\$0	\$0	\$0	\$0	\$0	\$0
Fines, Forfeits & Penalties	\$0	\$0	\$0	\$0	\$0	\$0	\$0	\$0	\$0
Public Charges for Services	\$0	\$0	\$0	\$0	\$0	\$0	\$0	\$0	\$0
Intergovernmental Charge for Services	\$0	\$0	\$0	\$0	\$0	\$0	\$0	\$0	\$0
Miscellaneous	\$1,000	\$0	\$0	\$0	\$0	\$0	\$0	\$0	\$1,000
Other Financing Sources	\$0	\$0	\$0	\$0	\$0	\$0	\$0	\$0	\$0
<b>TOTAL</b>	<b>\$1,000</b>	<b>\$0</b>	<b>\$0</b>	<b>\$0</b>	<b>\$0</b>	<b>\$0</b>	<b>\$0</b>	<b>\$0</b>	<b>\$1,000</b>
<b>REVENUE OVER/(UNDER) EXPENSES</b>	<b>(\$1,534,100)</b>	<b>(\$90,432)</b>	<b>\$10,600</b>	<b>\$0</b>	<b>\$0</b>	<b>\$0</b>	<b>\$0</b>	<b>\$0</b>	<b>(\$1,613,932)</b>
<b>F.T.E. STAFF</b>	<b>10.700</b>	<b>1.000</b>	<b>0.000</b>	<b>0.000</b>	<b>0.000</b>	<b>0.000</b>	<b>0.000</b>	<b>0.000</b>	<b>11.700</b>

NARRATIVE INFORMATION ABOUT DECISION ITEMS SHOWN ABOVE			Expenditures	Revenue	Revenue Over/(Under) Expenses
<b>2021 BUDGET BASE</b>			\$1,535,100	\$1,000	(\$1,534,100)
DI #	APRT-MANT-1	Airport Mechanic			
DEPT	Adds 1 FTE - Mechanic		\$90,432	\$0	(\$90,432)
EXEC	Approved as Requested		\$0	\$0	\$0
ADOPTED					\$0
NET DI # APRT-MANT-1			\$90,432	\$0	(\$90,432)

<b>Dept:</b>	Airport	83	<b>Fund Name:</b>	Airport Fund	
<b>Prgm:</b>	Maintenance	622/00	<b>Fund No.:</b>	4110	
<b>NARRATIVE INFORMATION ABOUT DECISION ITEMS SHOWN ON PREVIOUS PAGE</b>			Expenditures	Revenue	Revenue Over/(Under) Expenses
DI #	APRT-MANT-2	Expenditure Changes			
DEPT	Expenditure cost changes to various accounts.		(\$10,600)	\$0	\$10,600
EXEC	Approved as Requested		\$0	\$0	\$0
ADOPTED					\$0
NET DI #		APRT-MANT-2	(\$10,600)	\$0	\$10,600
<b>2021 EXECUTIVE BUDGET</b>			\$1,614,932	\$1,000	(\$1,613,932)



<b>Dept:</b>	Airport	83	<b>DANE COUNTY</b>	<b>Fund Name:</b>	Airport Fund
<b>Prgrm:</b>	Terminal Complex	624/00		<b>Fund No:</b>	4110

Mission:  
Provide for cost effective operation and support for airline tenant and passenger activity.

Description:  
The Terminal Complex cost center provides for the operation, maintenance and development of the airline terminal building. In 2019, scheduled airlines operating out of Dane County Regional Airport transported 2,380,047 passengers and 27.2 million pounds of mail and air cargo.

	Actual 2019	Adopted 2020	2019 Carry Forward	Board Transfers	Budget As Modified	2020 YTD	Estimated 2020	Department Request
<b>PROGRAM EXPENDITURES</b>								
Personnel Costs	\$2,594,307	\$2,457,900	\$0	\$0	\$2,457,900	\$817,302	\$2,522,541	\$2,522,200
Operating Expenses	\$2,173,716	\$1,891,512	\$53,020	\$0	\$1,944,532	(\$1,092,657)	\$2,059,196	\$1,925,141
Contractual Services	\$1,526,401	\$1,753,800	\$245,867	\$0	\$1,999,667	\$539,546	\$2,088,851	\$1,881,900
Operating Capital	\$281,944	\$9,000	\$8,500	\$0	\$17,500	\$8,500	\$17,500	\$52,080
<b>TOTAL</b>	<b>\$6,576,368</b>	<b>\$6,112,212</b>	<b>\$307,387</b>	<b>\$0</b>	<b>\$6,419,599</b>	<b>\$272,691</b>	<b>\$6,688,088</b>	<b>\$6,381,321</b>
<b>PROGRAM REVENUE</b>								
Taxes	\$0	\$0	\$0	\$0	\$0	\$0	\$0	\$0
Intergovernmental Revenue	\$0	\$0	\$0	\$0	\$0	\$0	\$0	\$0
Licenses & Permits	\$0	\$0	\$0	\$0	\$0	\$0	\$0	\$0
Fines, Forfeits & Penalties	\$0	\$0	\$0	\$0	\$0	\$0	\$0	\$0
Public Charges for Services	\$9,579,740	\$9,780,800	\$0	\$0	\$9,780,800	\$1,196,379	\$9,755,534	\$8,134,370
Intergovernmental Charge for Services	\$0	\$0	\$0	\$0	\$0	\$0	\$0	\$0
Miscellaneous	\$184,683	\$1,500	\$0	\$0	\$1,500	\$53,904	\$50,083	\$1,500
Other Financing Sources	\$0	\$0	\$0	\$0	\$0	\$0	\$0	\$0
<b>TOTAL</b>	<b>\$9,764,423</b>	<b>\$9,782,300</b>	<b>\$0</b>	<b>\$0</b>	<b>\$9,782,300</b>	<b>\$1,250,283</b>	<b>\$9,805,617</b>	<b>\$8,135,870</b>
<b>REVENUE OVER/(UNDER) EXPENSES</b>	<b>\$3,188,055</b>	<b>\$3,670,088</b>			<b>\$3,362,701</b>			<b>\$1,754,549</b>
<b>F.T.E. STAFF</b>	<b>25.950</b>	<b>27.950</b>					<b>27.500</b>	<b>27.500</b>

<b>Dept:</b>	Airport	83							<b>Fund Name:</b>	Airport Fund
<b>Prgm:</b>	Terminal Complex	624/00							<b>Fund No.:</b>	4110
DI#	2021 Base	Net Decision Items							2021 Executive Budget	
		01	02	03	04	05	06	07		
<b>PROGRAM EXPENDITURES</b>										
Personnel Costs	\$2,507,200	\$15,000	\$0	\$0	\$0	\$0	\$0	\$0	\$2,522,200	
Operating Expenses	\$1,737,456	\$187,685	\$0	\$0	\$0	\$0	\$0	\$0	\$1,925,141	
Contractual Services	\$1,759,900	\$122,000	\$0	\$0	\$0	\$0	\$0	\$0	\$1,881,900	
Operating Capital	\$0	\$52,080	\$0	\$0	\$0	\$0	\$0	\$0	\$52,080	
<b>TOTAL</b>	<b>\$6,004,556</b>	<b>\$376,765</b>	<b>\$0</b>	<b>\$0</b>	<b>\$0</b>	<b>\$0</b>	<b>\$0</b>	<b>\$0</b>	<b>\$6,381,321</b>	
<b>PROGRAM REVENUE</b>										
Taxes	\$0	\$0	\$0	\$0	\$0	\$0	\$0	\$0	\$0	
Intergovernmental Revenue	\$0	\$0	\$0	\$0	\$0	\$0	\$0	\$0	\$0	
Licenses & Permits	\$0	\$0	\$0	\$0	\$0	\$0	\$0	\$0	\$0	
Fines, Forfeits & Penalties	\$0	\$0	\$0	\$0	\$0	\$0	\$0	\$0	\$0	
Public Charges for Services	\$9,780,800	\$0	(\$1,646,430)	\$0	\$0	\$0	\$0	\$0	\$8,134,370	
Intergovernmental Charge for Services	\$0	\$0	\$0	\$0	\$0	\$0	\$0	\$0	\$0	
Miscellaneous	\$1,500	\$0	\$0	\$0	\$0	\$0	\$0	\$0	\$1,500	
Other Financing Sources	\$0	\$0	\$0	\$0	\$0	\$0	\$0	\$0	\$0	
<b>TOTAL</b>	<b>\$9,782,300</b>	<b>\$0</b>	<b>(\$1,646,430)</b>	<b>\$0</b>	<b>\$0</b>	<b>\$0</b>	<b>\$0</b>	<b>\$0</b>	<b>\$8,135,870</b>	
<b>REVENUE OVER/(UNDER) EXPENSES</b>	<b>\$3,777,744</b>	<b>(\$376,765)</b>	<b>(\$1,646,430)</b>	<b>\$0</b>	<b>\$0</b>	<b>\$0</b>	<b>\$0</b>	<b>\$0</b>	<b>\$1,754,549</b>	
<b>F.T.E. STAFF</b>	<b>27.500</b>	<b>0.000</b>	<b>0.000</b>	<b>0.000</b>	<b>0.000</b>	<b>0.000</b>	<b>0.000</b>	<b>0.000</b>	<b>27.500</b>	

NARRATIVE INFORMATION ABOUT DECISION ITEMS SHOWN ABOVE		Expenditures	Revenue	Revenue Over/(Under) Expenses
<b>2021 BUDGET BASE</b>		\$6,004,556	\$9,782,300	\$3,777,744
DI #	APRT-TERM-1 Expenditure Changes			
DEPT	Expenditure cost changes to various accounts.	\$376,765	\$0	(\$376,765)
EXEC	Approved as Requested	\$0	\$0	\$0
ADOPTED				\$0
NET DI # APRT-TERM-1		\$376,765	\$0	(\$376,765)

<b>Dept:</b>	Airport	83	<b>Fund Name:</b>	Airport Fund	
<b>Prgm:</b>	Terminal Complex	624/00	<b>Fund No.:</b>	4110	
<b>NARRATIVE INFORMATION ABOUT DECISION ITEMS SHOWN ON PREVIOUS PAGE</b>			Expenditures	Revenue	Revenue Over/(Under) Expenses
DI #	APRT-TERM-2	Revenue Changes			
DEPT	Revenue changes to various accounts.		\$0	(\$1,646,430)	(\$1,646,430)
EXEC	Approved as Requested		\$0	\$0	\$0
ADOPTED					\$0
NET DI #		APRT-TERM-2	\$0	(\$1,646,430)	(\$1,646,430)
<b>2021 EXECUTIVE BUDGET</b>			\$6,381,321	\$8,135,870	\$1,754,549

<b>Dept:</b>	Airport	83	<b>DANE COUNTY</b>	<b>Fund Name:</b>	Airport Fund
<b>Prgrm:</b>	Parking Lot	626/00		<b>Fund No:</b>	4110

## Mission:

Provide for efficient operation and maintenance of parking operations.

## Description:

The Parking Lot cost center includes costs related to the operation and maintenance of public, employee, and leased auto parking lots; including collection of parking charges and fines, taxicab, limousine and bus charter fees, and maintenance of all automatic parking control mechanisms.

	Actual 2019	Adopted 2020	2019 Carry Forward	Board Transfers	Budget As Modified	2020 YTD	Estimated 2020	Department Request
<b>PROGRAM EXPENDITURES</b>								
Personnel Costs	\$775,709	\$1,237,300	\$0	\$0	\$1,237,300	\$265,458	\$1,137,867	\$1,246,900
Operating Expenses	\$435,874	\$462,050	\$0	\$0	\$462,050	\$92,041	\$413,011	\$469,410
Contractual Services	\$771,931	\$1,005,500	\$0	\$0	\$1,005,500	\$244,014	\$1,057,571	\$1,005,420
Operating Capital	\$34,873	\$0	\$14,513	\$0	\$14,513	\$10,078	\$14,513	\$11,000
<b>TOTAL</b>	<b>\$2,018,387</b>	<b>\$2,704,850</b>	<b>\$14,513</b>	<b>\$0</b>	<b>\$2,719,363</b>	<b>\$611,590</b>	<b>\$2,622,962</b>	<b>\$2,732,730</b>
<b>PROGRAM REVENUE</b>								
Taxes	\$0	\$0	\$0	\$0	\$0	\$0	\$0	\$0
Intergovernmental Revenue	\$0	\$0	\$0	\$0	\$0	\$0	\$0	\$0
Licenses & Permits	\$0	\$0	\$0	\$0	\$0	\$0	\$0	\$0
Fines, Forfeits & Penalties	\$23,519	\$22,000	\$0	\$0	\$22,000	\$4,717	\$18,429	\$13,200
Public Charges for Services	\$12,165,943	\$11,662,200	\$0	\$0	\$11,662,200	\$3,162,900	\$11,682,913	\$5,899,150
Intergovernmental Charge for Services	\$0	\$0	\$0	\$0	\$0	\$0	\$0	\$0
Miscellaneous	\$428	\$0	\$0	\$0	\$0	\$426	\$0	\$0
Other Financing Sources	\$0	\$0	\$0	\$0	\$0	\$0	\$0	\$0
<b>TOTAL</b>	<b>\$12,189,890</b>	<b>\$11,684,200</b>	<b>\$0</b>	<b>\$0</b>	<b>\$11,684,200</b>	<b>\$3,168,043</b>	<b>\$11,701,342</b>	<b>\$5,912,350</b>
<b>REVENUE OVER/(UNDER) EXPENSES</b>	<b>\$10,171,503</b>	<b>\$8,979,350</b>			<b>\$8,964,837</b>			<b>\$3,179,620</b>
<b>F.T.E. STAFF</b>	<b>14.700</b>	<b>14.200</b>					<b>14.450</b>	<b>14.450</b>

<b>Dept:</b>	Airport	83							<b>Fund Name:</b>	Airport Fund
<b>Prgm:</b>	Parking Lot	626/00							<b>Fund No.:</b>	4110
DI#	2021 Base	Net Decision Items							2021 Executive Budget	
		01	02	03	04	05	06	07		
<b>PROGRAM EXPENDITURES</b>										
Personnel Costs	\$1,246,900	\$0	\$0	\$0	\$0	\$0	\$0	\$0	\$1,246,900	
Operating Expenses	\$462,050	\$7,360	\$0	\$0	\$0	\$0	\$0	\$0	\$469,410	
Contractual Services	\$1,008,700	(\$3,280)	\$0	\$0	\$0	\$0	\$0	\$0	\$1,005,420	
Operating Capital	\$0	\$11,000	\$0	\$0	\$0	\$0	\$0	\$0	\$11,000	
<b>TOTAL</b>	<b>\$2,717,650</b>	<b>\$15,080</b>	<b>\$0</b>	<b>\$0</b>	<b>\$0</b>	<b>\$0</b>	<b>\$0</b>	<b>\$0</b>	<b>\$2,732,730</b>	
<b>PROGRAM REVENUE</b>										
Taxes	\$0	\$0	\$0	\$0	\$0	\$0	\$0	\$0	\$0	
Intergovernmental Revenue	\$0	\$0	\$0	\$0	\$0	\$0	\$0	\$0	\$0	
Licenses & Permits	\$0	\$0	\$0	\$0	\$0	\$0	\$0	\$0	\$0	
Fines, Forfeits & Penalties	\$22,000	\$0	(\$8,800)	\$0	\$0	\$0	\$0	\$0	\$13,200	
Public Charges for Services	\$11,662,200	\$0	(\$5,763,050)	\$0	\$0	\$0	\$0	\$0	\$5,899,150	
Intergovernmental Charge for Services	\$0	\$0	\$0	\$0	\$0	\$0	\$0	\$0	\$0	
Miscellaneous	\$0	\$0	\$0	\$0	\$0	\$0	\$0	\$0	\$0	
Other Financing Sources	\$0	\$0	\$0	\$0	\$0	\$0	\$0	\$0	\$0	
<b>TOTAL</b>	<b>\$11,684,200</b>	<b>\$0</b>	<b>(\$5,771,850)</b>	<b>\$0</b>	<b>\$0</b>	<b>\$0</b>	<b>\$0</b>	<b>\$0</b>	<b>\$5,912,350</b>	
<b>REVENUE OVER/(UNDER) EXPENSES</b>	<b>\$8,966,550</b>	<b>(\$15,080)</b>	<b>(\$5,771,850)</b>	<b>\$0</b>	<b>\$0</b>	<b>\$0</b>	<b>\$0</b>	<b>\$0</b>	<b>\$3,179,620</b>	
<b>F.T.E. STAFF</b>	<b>14.450</b>	<b>0.000</b>	<b>0.000</b>	<b>0.000</b>	<b>0.000</b>	<b>0.000</b>	<b>0.000</b>	<b>0.000</b>	<b>14.450</b>	

NARRATIVE INFORMATION ABOUT DECISION ITEMS SHOWN ABOVE		Expenditures	Revenue	Revenue Over/(Under) Expenses
<b>2021 BUDGET BASE</b>		\$2,717,650	\$11,684,200	\$8,966,550
DI #	APRT-PARK-1 Expenditure Changes			
DEPT	Expenditure cost changes to various accounts.	\$15,080	\$0	(\$15,080)
EXEC	Approved as Requested	\$0	\$0	\$0
ADOPTED				\$0
NET DI # APRT-PARK-1		\$15,080	\$0	(\$15,080)

Dept: Airport		83	Fund Name: Airport Fund		
Prgm: Parking Lot		626/00	Fund No.: 4110		
NARRATIVE INFORMATION ABOUT DECISION ITEMS SHOWN ON PREVIOUS PAGE			Expenditures	Revenue	Revenue Over/(Under) Expenses
DI #	APRT-PARK-2	Revenue Changes			
DEPT	Anticipates Parking revenue related directly to volume of air travel.		\$0	(\$5,771,850)	(\$5,771,850)
EXEC	Approved as Requested		\$0	\$0	\$0
ADOPTED					\$0
	NET DI #	APRT-PARK-2	\$0	(\$5,771,850)	(\$5,771,850)
<b>2021 EXECUTIVE BUDGET</b>			\$2,732,730	\$5,912,350	\$3,179,620

<b>Dept:</b>	Airport	83	<b>DANE COUNTY</b>	<b>Fund Name:</b>	Airport Fund
<b>Prgm:</b>	Landing Area	628/00		<b>Fund No:</b>	4110

Mission:  
Provide efficient, cost effective operation and maintenance of landing area facilities.

Description:  
The Landing Area cost center includes expenditures necessary to operate and maintain airport runways, taxiways, air carrier parking aprons, aircraft directional markings, airfield lighting systems, security fencing, daily safety inspections, snow and ice control, and the operation of an aircraft rescue and firefighting services. The landing area contains approximately 2,200 acres of land, including three runways, nine taxiways, and 1,849 square feet of aircraft aprons. Aircraft operations in 2019 totaled 81,962, of which 44% were air carrier, 50% general aviation, and 6% military.

	Actual 2019	Adopted 2020	2019 Carry Forward	Board Transfers	Budget As Modified	2020 YTD	Estimated 2020	Department Request
<b>PROGRAM EXPENDITURES</b>								
Personnel Costs	\$1,058,280	\$1,413,500	\$0	\$0	\$1,413,500	\$340,497	\$1,419,162	\$1,506,300
Operating Expenses	\$1,445,593	\$1,223,282	\$34,563	\$0	\$1,257,845	\$727,357	\$1,553,481	\$1,341,100
Contractual Services	\$89,674	\$297,900	\$1,050	\$0	\$298,950	\$19,469	\$298,357	\$950,800
Operating Capital	\$19,750	\$22,000	\$68,219	\$0	\$90,219	\$6,075	\$90,219	\$0
<b>TOTAL</b>	<b>\$2,613,297</b>	<b>\$2,956,682</b>	<b>\$103,832</b>	<b>\$0</b>	<b>\$3,060,514</b>	<b>\$1,093,398</b>	<b>\$3,361,219</b>	<b>\$3,798,200</b>
<b>PROGRAM REVENUE</b>								
Taxes	\$0	\$0	\$0	\$0	\$0	\$0	\$0	\$0
Intergovernmental Revenue	\$0	\$0	\$0	\$0	\$0	\$0	\$0	\$0
Licenses & Permits	\$0	\$0	\$0	\$0	\$0	\$0	\$0	\$0
Fines, Forfeits & Penalties	\$0	\$0	\$0	\$0	\$0	\$0	\$0	\$0
Public Charges for Services	\$4,596,748	\$4,752,700	\$0	\$0	\$4,752,700	\$291,102	\$4,752,968	\$3,057,520
Intergovernmental Charge for Services	\$0	\$0	\$0	\$0	\$0	\$0	\$0	\$0
Miscellaneous	\$32,940	\$0	\$0	\$0	\$0	\$11,291	\$11,291	\$0
Other Financing Sources	\$0	\$0	\$0	\$0	\$0	\$0	\$0	\$0
<b>TOTAL</b>	<b>\$4,629,688</b>	<b>\$4,752,700</b>	<b>\$0</b>	<b>\$0</b>	<b>\$4,752,700</b>	<b>\$302,393</b>	<b>\$4,764,259</b>	<b>\$3,057,520</b>
<b>REVENUE OVER/(UNDER) EXPENSES</b>	<b>\$2,016,391</b>	<b>\$1,796,018</b>			<b>\$1,692,186</b>			<b>(\$740,680)</b>
<b>F.T.E. STAFF</b>	<b>11.450</b>	<b>12.450</b>					<b>12.900</b>	<b>12.900</b>

<b>Dept:</b>	Airport	83							<b>Fund Name:</b>	Airport Fund
<b>Prgm:</b>	Landing Area	628/00							<b>Fund No.:</b>	4110
DI#	2021 Base	Net Decision Items							2021 Executive Budget	
		01	02	03	04	05	06	07		
<b>PROGRAM EXPENDITURES</b>										
Personnel Costs	\$1,506,300	\$0	\$0	\$0	\$0	\$0	\$0	\$0	\$1,506,300	
Operating Expenses	\$1,223,282	\$117,818	\$0	\$0	\$0	\$0	\$0	\$0	\$1,341,100	
Contractual Services	\$300,600	\$650,200	\$0	\$0	\$0	\$0	\$0	\$0	\$950,800	
Operating Capital	\$0	\$0	\$0	\$0	\$0	\$0	\$0	\$0	\$0	
<b>TOTAL</b>	<b>\$3,030,182</b>	<b>\$768,018</b>	<b>\$0</b>	<b>\$0</b>	<b>\$0</b>	<b>\$0</b>	<b>\$0</b>	<b>\$0</b>	<b>\$3,798,200</b>	
<b>PROGRAM REVENUE</b>										
Taxes	\$0	\$0	\$0	\$0	\$0	\$0	\$0	\$0	\$0	
Intergovernmental Revenue	\$0	\$0	\$0	\$0	\$0	\$0	\$0	\$0	\$0	
Licenses & Permits	\$0	\$0	\$0	\$0	\$0	\$0	\$0	\$0	\$0	
Fines, Forfeits & Penalties	\$0	\$0	\$0	\$0	\$0	\$0	\$0	\$0	\$0	
Public Charges for Services	\$4,752,700	\$0	(\$1,695,180)	\$0	\$0	\$0	\$0	\$0	\$3,057,520	
Intergovernmental Charge for Services	\$0	\$0	\$0	\$0	\$0	\$0	\$0	\$0	\$0	
Miscellaneous	\$0	\$0	\$0	\$0	\$0	\$0	\$0	\$0	\$0	
Other Financing Sources	\$0	\$0	\$0	\$0	\$0	\$0	\$0	\$0	\$0	
<b>TOTAL</b>	<b>\$4,752,700</b>	<b>\$0</b>	<b>(\$1,695,180)</b>	<b>\$0</b>	<b>\$0</b>	<b>\$0</b>	<b>\$0</b>	<b>\$0</b>	<b>\$3,057,520</b>	
<b>REVENUE OVER/(UNDER) EXPENSES</b>	<b>\$1,722,518</b>	<b>(\$768,018)</b>	<b>(\$1,695,180)</b>	<b>\$0</b>	<b>\$0</b>	<b>\$0</b>	<b>\$0</b>	<b>\$0</b>	<b>(\$740,680)</b>	
<b>F.T.E. STAFF</b>	<b>12.900</b>	<b>0.000</b>	<b>0.000</b>	<b>0.000</b>	<b>0.000</b>	<b>0.000</b>	<b>0.000</b>	<b>0.000</b>	<b>12.900</b>	

NARRATIVE INFORMATION ABOUT DECISION ITEMS SHOWN ABOVE		Expenditures	Revenue	Revenue Over/(Under) Expenses
<b>2021 BUDGET BASE</b>		\$3,030,182	\$4,752,700	\$1,722,518
DI #	APRT-LAND-1 Expenditure Changes			
DEPT	Expenditure cost changes to various accounts.	\$768,018	\$0	(\$768,018)
EXEC	Approved as Requested	\$0	\$0	\$0
ADOPTED				\$0
NET DI # APRT-LAND-1		\$768,018	\$0	(\$768,018)



<b>Dept:</b>	Airport	83	<b>Fund Name:</b>	Airport Fund	
<b>Prgm:</b>	Landing Area	628/00	<b>Fund No.:</b>	4110	
<b>NARRATIVE INFORMATION ABOUT DECISION ITEMS SHOWN ON PREVIOUS PAGE</b>			Expenditures	Revenue	Revenue Over/(Under) Expenses
DI #	APRT-LAND-2	Revenue Changes			
DEPT	Anticipates reduced Landing Area revenue related directly to volume of air travel.		\$0	(\$1,695,180)	(\$1,695,180)
EXEC	Approved as Requested		\$0	\$0	\$0
ADOPTED					\$0
	NET DI #	APRT-LAND-2	\$0	(\$1,695,180)	(\$1,695,180)
<b>2021 EXECUTIVE BUDGET</b>			\$3,798,200	\$3,057,520	(\$740,680)

<b>Dept:</b>	Airport	83	<b>DANE COUNTY</b>	<b>Fund Name:</b>	Airport Fund
<b>Prgm:</b>	General Aviation	630/00		<b>Fund No:</b>	4110

## Mission:

Provide efficient, cost effective operation and maintenance of general aviation facilities.

## Description:

The General Aviation cost center identifies expenditures necessary to maintain general aviation aircraft aprons, terminals, hangars, and leased properties required to meet the unscheduled air transportation needs of Dane County. Fixed-base operators provide private flight instruction, air taxi/charter service, aircraft fueling, and maintenance service to corporate and private aircraft at the airport. General Aviation aircraft provide inter-city transportation to approximately 300,000 passengers annually through the airport. Approximately 174 aircraft are based in the general aviation areas.

	Actual 2019	Adopted 2020	2019 Carry Forward	Board Transfers	Budget As Modified	2020 YTD	Estimated 2020	Department Request
<b>PROGRAM EXPENDITURES</b>								
Personnel Costs	\$1,820	\$91,800	\$0	\$0	\$91,800	\$214	\$80,281	\$108,500
Operating Expenses	\$34,590	\$49,300	\$0	\$0	\$49,300	\$9,352	\$48,266	\$45,450
Contractual Services	\$2,700	\$7,900	\$0	\$0	\$7,900	\$0	\$7,900	\$28,100
Operating Capital	\$0	\$0	\$0	\$0	\$0	\$0	\$0	\$0
<b>TOTAL</b>	<b>\$39,111</b>	<b>\$149,000</b>	<b>\$0</b>	<b>\$0</b>	<b>\$149,000</b>	<b>\$9,566</b>	<b>\$136,447</b>	<b>\$182,050</b>
<b>PROGRAM REVENUE</b>								
Taxes	\$0	\$0	\$0	\$0	\$0	\$0	\$0	\$0
Intergovernmental Revenue	\$0	\$0	\$0	\$0	\$0	\$0	\$0	\$0
Licenses & Permits	\$0	\$0	\$0	\$0	\$0	\$0	\$0	\$0
Fines, Forfeits & Penalties	\$0	\$0	\$0	\$0	\$0	\$0	\$0	\$0
Public Charges for Services	\$528,953	\$552,450	\$0	\$0	\$552,450	\$122,949	\$542,991	\$531,540
Intergovernmental Charge for Services	\$0	\$0	\$0	\$0	\$0	\$0	\$0	\$0
Miscellaneous	\$0	\$0	\$0	\$0	\$0	\$0	\$0	\$0
Other Financing Sources	\$0	\$0	\$0	\$0	\$0	\$0	\$0	\$0
<b>TOTAL</b>	<b>\$528,953</b>	<b>\$552,450</b>	<b>\$0</b>	<b>\$0</b>	<b>\$552,450</b>	<b>\$122,949</b>	<b>\$542,991</b>	<b>\$531,540</b>
<b>REVENUE OVER/(UNDER) EXPENSES</b>	<b>\$489,842</b>	<b>\$403,450</b>			<b>\$403,450</b>			<b>\$349,490</b>
<b>F.T.E. STAFF</b>	<b>0.900</b>	<b>0.900</b>					<b>1.050</b>	<b>1.050</b>

<b>Dept:</b>	Airport	83							<b>Fund Name:</b>	Airport Fund
<b>Prgm:</b>	General Aviation	630/00							<b>Fund No.:</b>	4110
DI#	2021 Base	Net Decision Items							2021 Executive Budget	
		01	02	03	04	05	06	07		
<b>PROGRAM EXPENDITURES</b>										
Personnel Costs	\$108,500	\$0	\$0	\$0	\$0	\$0	\$0	\$0	\$108,500	
Operating Expenses	\$49,300	(\$3,850)	\$0	\$0	\$0	\$0	\$0	\$0	\$45,450	
Contractual Services	\$8,100	\$20,000	\$0	\$0	\$0	\$0	\$0	\$0	\$28,100	
Operating Capital	\$0	\$0	\$0	\$0	\$0	\$0	\$0	\$0	\$0	
<b>TOTAL</b>	<b>\$165,900</b>	<b>\$16,150</b>	<b>\$0</b>	<b>\$0</b>	<b>\$0</b>	<b>\$0</b>	<b>\$0</b>	<b>\$0</b>	<b>\$182,050</b>	
<b>PROGRAM REVENUE</b>										
Taxes	\$0	\$0	\$0	\$0	\$0	\$0	\$0	\$0	\$0	
Intergovernmental Revenue	\$0	\$0	\$0	\$0	\$0	\$0	\$0	\$0	\$0	
Licenses & Permits	\$0	\$0	\$0	\$0	\$0	\$0	\$0	\$0	\$0	
Fines, Forfeits & Penalties	\$0	\$0	\$0	\$0	\$0	\$0	\$0	\$0	\$0	
Public Charges for Services	\$552,450	\$0	(\$20,910)	\$0	\$0	\$0	\$0	\$0	\$531,540	
Intergovernmental Charge for Services	\$0	\$0	\$0	\$0	\$0	\$0	\$0	\$0	\$0	
Miscellaneous	\$0	\$0	\$0	\$0	\$0	\$0	\$0	\$0	\$0	
Other Financing Sources	\$0	\$0	\$0	\$0	\$0	\$0	\$0	\$0	\$0	
<b>TOTAL</b>	<b>\$552,450</b>	<b>\$0</b>	<b>(\$20,910)</b>	<b>\$0</b>	<b>\$0</b>	<b>\$0</b>	<b>\$0</b>	<b>\$0</b>	<b>\$531,540</b>	
<b>REVENUE OVER/(UNDER) EXPENSES</b>	<b>\$386,550</b>	<b>(\$16,150)</b>	<b>(\$20,910)</b>	<b>\$0</b>	<b>\$0</b>	<b>\$0</b>	<b>\$0</b>	<b>\$0</b>	<b>\$349,490</b>	
<b>F.T.E. STAFF</b>	<b>1.050</b>	<b>0.000</b>	<b>0.000</b>	<b>0.000</b>	<b>0.000</b>	<b>0.000</b>	<b>0.000</b>	<b>0.000</b>	<b>1.050</b>	

NARRATIVE INFORMATION ABOUT DECISION ITEMS SHOWN ABOVE		Expenditures	Revenue	Revenue Over/(Under) Expenses
<b>2021 BUDGET BASE</b>		\$165,900	\$552,450	\$386,550
DI #	APRT-GENA-1 Expenditure Changes			
DEPT	Expenditure cost changes to various accounts.	\$16,150	\$0	(\$16,150)
EXEC	Approved as Requested	\$0	\$0	\$0
ADOPTED				\$0
NET DI # APRT-GENA-1		\$16,150	\$0	(\$16,150)

Dept:		Airport	83	Fund Name:		Airport Fund
Prgm:		General Aviation	630/00	Fund No.:		4110
NARRATIVE INFORMATION ABOUT DECISION ITEMS SHOWN ON PREVIOUS PAGE				Expenditures	Revenue	Revenue Over/(Under) Expenses
DI #	APRT-GENA-2	Revenue Changes				
DEPT	Anticipates revenue changes based on projected changes in contracted agreements.			\$0	(\$20,910)	(\$20,910)
EXEC	Approved as Requested			\$0	\$0	\$0
ADOPTED						\$0
		NET DI #	APRT-GENA-2	\$0	(\$20,910)	(\$20,910)
<b>2021 EXECUTIVE BUDGET</b>				\$182,050	\$531,540	\$349,490

<b>Dept:</b>	Airport	83	<b>DANE COUNTY</b>	<b>Fund Name:</b>	Airport Fund
<b>Prgm:</b>	Industrial Area	632/00		<b>Fund No:</b>	4110

**Mission:**  
Provide efficient, cost effective operation and maintenance of industrial area facilities. Market and develop unleased parcels in the airpark for continued revenue generation to be used for future airport development.

**Description:**  
The Industrial Area (Truax Air Park) includes costs for the administration, development, leasing, and maintenance of over 350 acres of industrial land, more than 20 buildings suitable for lease to office and industrial users, and a 250 acre golf course.

	Actual 2019	Adopted 2020	2019 Carry Forward	Board Transfers	Budget As Modified	2020 YTD	Estimated 2020	Department Request
<b>PROGRAM EXPENDITURES</b>								
Personnel Costs	\$1,609	\$75,200	\$0	\$0	\$75,200	\$180	\$66,689	\$91,100
Operating Expenses	\$61,325	\$73,800	\$0	\$0	\$73,800	\$15,353	\$63,401	\$77,425
Contractual Services	\$202,786	\$207,600	\$33,509	\$0	\$241,109	\$76,228	\$248,803	\$215,900
Operating Capital	\$0	\$0	\$0	\$0	\$0	\$0	\$1	\$0
<b>TOTAL</b>	<b>\$265,720</b>	<b>\$356,600</b>	<b>\$33,509</b>	<b>\$0</b>	<b>\$390,109</b>	<b>\$91,762</b>	<b>\$378,894</b>	<b>\$384,425</b>
<b>PROGRAM REVENUE</b>								
Taxes	\$0	\$0	\$0	\$0	\$0	\$0	\$0	\$0
Intergovernmental Revenue	\$0	\$0	\$0	\$0	\$0	\$0	\$0	\$0
Licenses & Permits	\$0	\$0	\$0	\$0	\$0	\$0	\$0	\$0
Fines, Forfeits & Penalties	\$0	\$0	\$0	\$0	\$0	\$0	\$0	\$0
Public Charges for Services	\$1,434,032	\$1,424,200	\$0	\$0	\$1,424,200	\$453,465	\$1,407,906	\$1,426,920
Intergovernmental Charge for Services	\$0	\$0	\$0	\$0	\$0	\$0	\$0	\$0
Miscellaneous	\$0	\$0	\$0	\$0	\$0	\$0	\$0	\$0
Other Financing Sources	\$0	\$0	\$0	\$0	\$0	\$0	\$0	\$0
<b>TOTAL</b>	<b>\$1,434,032</b>	<b>\$1,424,200</b>	<b>\$0</b>	<b>\$0</b>	<b>\$1,424,200</b>	<b>\$453,465</b>	<b>\$1,407,906</b>	<b>\$1,426,920</b>
<b>REVENUE OVER/(UNDER) EXPENSES</b>	<b>\$1,168,312</b>	<b>\$1,067,600</b>			<b>\$1,034,091</b>			<b>\$1,042,495</b>
<b>F.T.E. STAFF</b>	<b>0.750</b>	<b>0.750</b>					<b>0.900</b>	<b>0.900</b>

<b>Dept:</b>	Airport	83							<b>Fund Name:</b>	Airport Fund
<b>Prgm:</b>	Industrial Area	632/00							<b>Fund No.:</b>	4110
DI#	2021 Base	Net Decision Items							2021 Executive Budget	
		01	02	03	04	05	06	07		
<b>PROGRAM EXPENDITURES</b>										
Personnel Costs	\$91,100	\$0	\$0	\$0	\$0	\$0	\$0	\$0	\$91,100	
Operating Expenses	\$73,800	\$3,625	\$0	\$0	\$0	\$0	\$0	\$0	\$77,425	
Contractual Services	\$207,900	\$8,000	\$0	\$0	\$0	\$0	\$0	\$0	\$215,900	
Operating Capital	\$0	\$0	\$0	\$0	\$0	\$0	\$0	\$0	\$0	
<b>TOTAL</b>	<b>\$372,800</b>	<b>\$11,625</b>	<b>\$0</b>	<b>\$0</b>	<b>\$0</b>	<b>\$0</b>	<b>\$0</b>	<b>\$0</b>	<b>\$384,425</b>	
<b>PROGRAM REVENUE</b>										
Taxes	\$0	\$0	\$0	\$0	\$0	\$0	\$0	\$0	\$0	
Intergovernmental Revenue	\$0	\$0	\$0	\$0	\$0	\$0	\$0	\$0	\$0	
Licenses & Permits	\$0	\$0	\$0	\$0	\$0	\$0	\$0	\$0	\$0	
Fines, Forfeits & Penalties	\$0	\$0	\$0	\$0	\$0	\$0	\$0	\$0	\$0	
Public Charges for Services	\$1,424,200	\$0	\$2,720	\$0	\$0	\$0	\$0	\$0	\$1,426,920	
Intergovernmental Charge for Services	\$0	\$0	\$0	\$0	\$0	\$0	\$0	\$0	\$0	
Miscellaneous	\$0	\$0	\$0	\$0	\$0	\$0	\$0	\$0	\$0	
Other Financing Sources	\$0	\$0	\$0	\$0	\$0	\$0	\$0	\$0	\$0	
<b>TOTAL</b>	<b>\$1,424,200</b>	<b>\$0</b>	<b>\$2,720</b>	<b>\$0</b>	<b>\$0</b>	<b>\$0</b>	<b>\$0</b>	<b>\$0</b>	<b>\$1,426,920</b>	
<b>REVENUE OVER/(UNDER) EXPENSES</b>	<b>\$1,051,400</b>	<b>(\$11,625)</b>	<b>\$2,720</b>	<b>\$0</b>	<b>\$0</b>	<b>\$0</b>	<b>\$0</b>	<b>\$0</b>	<b>\$1,042,495</b>	
F.T.E. STAFF	0.900	0.000	0.000	0.000	0.000	0.000	0.000	0.000	0.900	

NARRATIVE INFORMATION ABOUT DECISION ITEMS SHOWN ABOVE		Expenditures	Revenue	Revenue Over/(Under) Expenses
<b>2021 BUDGET BASE</b>		\$372,800	\$1,424,200	\$1,051,400
DI #	APRT-INDS-1 Expenditure Changes			
DEPT	Expenditure cost changes to various accounts.	\$11,625	\$0	(\$11,625)
EXEC	Approved as Requested	\$0	\$0	\$0
ADOPTED				\$0
NET DI # APRT-INDS-1		\$11,625	\$0	(\$11,625)

<b>Dept:</b>	Airport	83	<b>Fund Name:</b>	Airport Fund	
<b>Prgm:</b>	Industrial Area	632/00	<b>Fund No.:</b>	4110	
<b>NARRATIVE INFORMATION ABOUT DECISION ITEMS SHOWN ON PREVIOUS PAGE</b>			Expenditures	Revenue	Revenue Over/(Under) Expenses
DI #	APRT-INDS-2	Revenue Changes			
DEPT	Changes to revenue accounts.		\$0	\$2,720	\$2,720
EXEC	Approved as Requested		\$0	\$0	\$0
ADOPTED					\$0
	NET DI #	APRT-INDS-2	\$0	\$2,720	\$2,720
<b>2021 EXECUTIVE BUDGET</b>			\$384,425	\$1,426,920	\$1,042,495

<b>Dept:</b>	Debt Service	65	<b>DANE COUNTY</b>	<b>Fund Name:</b>	Debt Service Fund
<b>Prgrm:</b>	Debt Service	800:804/00		<b>Fund No:</b>	3510

**Mission:**  
To repay the principal and interest due during 2021 on the outstanding debt of the County and to provide the County with services to borrow funds at the lowest possible cost to the taxpayer in accordance with all legal requirements.

**Description:**  
The County borrows funds for certain capital projects as are authorized by the annual adopted budget. The principal and interest on loans represents the Debt Service Fund's portion of the 2021 principal and interest payments that are due. The debt service cost account is used to pay for all costs associated with the borrowing of funds to meet the needs of the County.

	Actual 2019	Adopted 2020	2019 Carry Forward	Board Transfers	Budget As Modified	2020 YTD	Estimated 2020	Department Request
<b>PROGRAM EXPENDITURES</b>								
Personnel Costs	\$0	\$0	\$0	\$0	\$0	\$0	\$0	\$0
Operating Expenses	\$76,428,812	\$50,530,737	\$0	\$0	\$50,530,737	\$59,859	\$50,530,737	\$54,131,348
Contractual Services	\$0	\$0	\$0	\$0	\$0	\$0	\$0	\$0
Operating Capital	\$0	\$0	\$0	\$0	\$0	\$0	\$0	\$0
<b>TOTAL</b>	<b>\$76,428,812</b>	<b>\$50,530,737</b>	<b>\$0</b>	<b>\$0</b>	<b>\$50,530,737</b>	<b>\$59,859</b>	<b>\$50,530,737</b>	<b>\$54,131,348</b>
<b>PROGRAM REVENUE</b>								
Taxes	\$0	\$0	\$0	\$0	\$0	\$0	\$0	\$0
Intergovernmental Revenue	\$61,823	\$18,442	\$0	\$0	\$18,442	\$16,267	\$24,861	\$18,442
Licenses & Permits	\$0	\$0	\$0	\$0	\$0	\$0	\$0	\$0
Fines, Forfeits & Penalties	\$0	\$0	\$0	\$0	\$0	\$0	\$0	\$0
Public Charges for Services	\$0	\$1,600,000	\$0	\$0	\$1,600,000	\$0	\$1,600,000	\$0
Intergovernmental Charge for Services	\$0	\$0	\$0	\$0	\$0	\$0	\$0	\$0
Miscellaneous	\$2,643,065	\$1,750,000	\$0	\$0	\$1,750,000	\$719,763	\$2,504,399	\$1,750,000
Other Financing Sources	\$5,293,818	\$4,427,000	\$0	\$0	\$4,427,000	\$211,077	\$5,424,050	\$4,427,000
<b>TOTAL</b>	<b>\$7,998,707</b>	<b>\$7,795,442</b>	<b>\$0</b>	<b>\$0</b>	<b>\$7,795,442</b>	<b>\$947,106</b>	<b>\$9,553,310</b>	<b>\$6,195,442</b>
<b>GPR SUPPORT</b>	<b>\$68,430,106</b>	<b>\$42,735,295</b>			<b>\$42,735,295</b>			<b>\$47,935,906</b>
<b>F.T.E. STAFF</b>	<b>0.000</b>	<b>0.000</b>					<b>0.000</b>	<b>0.000</b>



Dept: Debt Service		65							Fund Name: Debt Service Fund	
Prgm: Debt Service		800:804/00							Fund No.: 3510	
DI#	2021 Base	Net Decision Items							2021 Executive Budget	
		01	02	03	04	05	06	07		
<b>PROGRAM EXPENDITURES</b>										
Personnel Costs	\$0	\$0	\$0	\$0	\$0	\$0	\$0	\$0	\$0	
Operating Expenses	\$54,131,348	(\$644,857)	\$0	\$0	\$0	\$0	\$0	\$0	\$53,486,491	
Contractual Services	\$0	\$0	\$0	\$0	\$0	\$0	\$0	\$0	\$0	
Operating Capital	\$0	\$0	\$0	\$0	\$0	\$0	\$0	\$0	\$0	
<b>TOTAL</b>	<b>\$54,131,348</b>	<b>(\$644,857)</b>	<b>\$0</b>	<b>\$0</b>	<b>\$0</b>	<b>\$0</b>	<b>\$0</b>	<b>\$0</b>	<b>\$53,486,491</b>	
<b>PROGRAM REVENUE</b>										
Taxes	\$0	\$0	\$0	\$0	\$0	\$0	\$0	\$0	\$0	
Intergovernmental Revenue	\$18,442	\$0	\$0	\$0	\$0	\$0	\$0	\$0	\$18,442	
Licenses & Permits	\$0	\$0	\$0	\$0	\$0	\$0	\$0	\$0	\$0	
Fines, Forfeits & Penalties	\$0	\$0	\$0	\$0	\$0	\$0	\$0	\$0	\$0	
Public Charges for Services	\$0	\$0	\$0	\$0	\$0	\$0	\$0	\$0	\$0	
Intergovernmental Charge for Services	\$0	\$0	\$0	\$0	\$0	\$0	\$0	\$0	\$0	
Miscellaneous	\$1,750,000	\$0	\$0	\$0	\$0	\$0	\$0	\$0	\$1,750,000	
Other Financing Sources	\$4,427,000	\$356,450	\$0	\$0	\$0	\$0	\$0	\$0	\$4,783,450	
<b>TOTAL</b>	<b>\$6,195,442</b>	<b>\$356,450</b>	<b>\$0</b>	<b>\$0</b>	<b>\$0</b>	<b>\$0</b>	<b>\$0</b>	<b>\$0</b>	<b>\$6,551,892</b>	
<b>GPR SUPPORT</b>	<b>\$47,935,906</b>	<b>(\$1,001,307)</b>	<b>\$0</b>	<b>\$0</b>	<b>\$0</b>	<b>\$0</b>	<b>\$0</b>	<b>\$0</b>	<b>\$46,934,599</b>	
<b>F.T.E. STAFF</b>	<b>0.000</b>	<b>0.000</b>	<b>0.000</b>	<b>0.000</b>	<b>0.000</b>	<b>0.000</b>	<b>0.000</b>	<b>0.000</b>	<b>0.000</b>	

NARRATIVE INFORMATION ABOUT DECISION ITEMS SHOWN ABOVE			Expenditures	Revenue	GPR Support
<b>2021 BUDGET BASE</b>			\$54,131,348	\$6,195,442	\$47,935,906
DI #	DEBT-DEBT-1	2021 Final Debt Service			
DEPT			\$0	\$0	\$0
EXEC	Modify expenditures to reflect final calculation of 2021 County debt service.		(\$644,857)	\$356,450	(\$1,001,307)
ADOPTED					\$0
	NET DI #	DEBT-DEBT-1	(\$644,857)	\$356,450	(\$1,001,307)
<b>2021 EXECUTIVE BUDGET</b>			\$53,486,491	\$6,551,892	\$46,934,599



**DANE COUNTY, WISCONSIN**

## VI. AUTHORIZED PERSONNEL



**2021 Budget  
Budgeted Positions by Agency**

Agency	2019	2020	2021	
			Requested	Recommended
Administration	168.100	166.600	166.600	166.600
Airport	79.000	83.500	84.500	84.500
Alliant Energy Center of Dane County	33.000	33.000	34.000	34.000
Board of Health for Madison & Dane County	151.500	164.250	164.250	166.250
Clerk of Courts	110.600	111.100	109.100	109.100
Corporation Counsel	72.000	72.000	72.000	72.000
County Board	9.000	9.000	9.000	9.000
County Clerk	5.000	5.000	5.000	5.000
County Executive	14.500	11.000	11.000	11.000
Dane County Henry Vilas Zoo	30.000	37.500	37.500	37.500
District Attorney	67.400	69.400	69.400	69.400
Emergency Management	10.000	10.000	10.000	10.000
Extension	7.300	6.800	6.800	6.800
Family Court Services	11.000	11.000	11.000	11.000
Human Services	683.500	710.650	719.650	719.650
Juvenile Court Program	34.700	34.700	34.700	34.700
Land and Water Resources	71.500	76.600	76.600	76.600
Land Information Office	3.000	3.000	3.000	3.000
Library	7.050	7.050	7.050	7.050
Medical Examiner	21.000	21.000	21.000	21.000
Office for Equity and Inclusion	6.500	6.500	6.500	6.500
Planning & Development	22.000	22.000	21.500	21.500
Public Safety Communications	96.100	92.100	92.100	92.100
Public Works, Highway and Transportation	149.000	151.000	151.000	151.000
Register of Deeds	16.350	16.350	15.350	15.350
Sheriff	575.000	586.500	586.500	586.500
Treasurer	5.000	5.000	5.000	5.000
Veterans Service	6.000	6.000	6.000	6.000
Waste & Renewables	22.000	22.000	25.000	25.000
<b>Total Positions</b>	<b>2,487.100</b>	<b>2,550.600</b>	<b>2,561.100</b>	<b>2,563.100</b>

COUNTY OF DANE  
BUDGETED POSITIONS

CLASSIFICATION TITLE	RANGE	2019	2020	2021	
				REQUEST	RECOMM'D
<b><u>ADMINISTRATION</u></b>					
<u>ADMINISTRATION</u>					
DIRECTOR OF ADMINISTRATION	MC	1.000 <sup>15-03</sup>	1.000 <sup>15-03</sup>	1.000 <sup>15-03</sup>	1.000 <sup>15-03</sup>
DIRECTOR OF POLICY AND PROGRAM DEVELOPMENT	M 15	1.000	1.000	1.000	1.000
RISK MANAGER	M 14	1.000	1.000	1.000	1.000
SPECIAL ASSISTANT TO THE DIRECTOR	M 12	1.000	1.000	1.000	1.000
SAFETY COORDINATOR	P 11	1.000	1.000	1.000	1.000
ADMINISTRATIVE MANAGER	M 10	0.000	1.000	1.000	1.000
ADMINISTRATIVE ASSISTANT II	G 17	1.000	0.000	0.000	0.000
RISK MANAGEMENT TECHNICIAN	G 16	1.000	1.000	1.000	1.000
<b>ADMINISTRATION SUBTOTAL</b>		<b>7.000</b>	<b>7.000</b>	<b>7.000</b>	<b>7.000</b>
<u>FACILITIES - ADMINISTRATION</u>					
DIRECTOR OF FACILITIES AND SERVICES	M 13	1.000	1.000	1.000	1.000
FACILITIES MANAGER	M 11	2.000	2.000	2.000	2.000
FACILITIES SPECIALIST	G 15	1.000	1.000	1.000	1.000
<b>FACILITIES - ADMINISTRATION SUBTOTAL</b>		<b>4.000</b>	<b>4.000</b>	<b>4.000</b>	<b>4.000</b>
<u>FACILITIES - JANITORIAL SERVICES</u>					
LEAD JANITOR	G 13	4.000	4.000	4.000	4.000
JANITOR II	G 11	1.000	1.000	1.000	1.000
JANITOR	G 09	26.000	26.000	26.000	26.000
<b>FACILITIES - JANITORIAL SERVICES SUBTOTAL</b>		<b>31.000</b>	<b>31.000</b>	<b>31.000</b>	<b>31.000</b>
<u>FACILITIES - MAINTENANCE &amp; CONSTRUCTION</u>					
LEAD BUILDING TRADES	T	0.000	1.000	1.000 <sup>15-10</sup>	1.000 <sup>15-10</sup>
STEAMFITTER	T	3.000	3.000	3.000	3.000
STEAMFITTER	T	1.000	0.000	0.000 <sup>15-10</sup>	0.000 <sup>15-10</sup>
ELECTRICIAN	T	2.000	2.000	2.000	2.000
CARPENTER	T	1.000	1.000	1.000	1.000
PAINTER	T	1.000 <sup>15-05</sup>	1.000	1.000	1.000
PAINTER	T	1.000	1.000	1.000 <sup>15-10</sup>	1.000 <sup>15-10</sup>
LEAD MECHANIC	G 19	2.000	2.000	2.000	2.000
MECHANICAL REPAIR WORKER	G 16-F	7.000	7.000	7.000	7.000

COUNTY OF DANE  
BUDGETED POSITIONS

<b>2021</b>
-------------

CLASSIFICATION TITLE	RANGE	2019	2020	REQUEST	RECOMM'D
<b><u>ADMINISTRATION, continued</u></b>					
<u>FACILITIES - MAINTENANCE &amp; CONSTRUCTION</u>					
<b>FACILITIES - MAINTENANCE &amp; CONSTRUCTION SUBTOTAL</b>		<b>18.000</b>	<b>18.000</b>	<b>18.000</b>	<b>18.000</b>
<u>FACILITIES - WEAPONS SCREENING</u>					
LEAD WEAPONS SCREEN ATTND	G 08	1.000	0.000 <sup>15-07</sup>	0.000	0.000
WEAPONS SCREENING ATTENDANT	G 03-06	4.500	0.000 <sup>15-07</sup>	0.000	0.000
<b>FACILITIES - WEAPONS SCREENING SUBTOTAL</b>		<b>5.500</b>	<b>0.000</b>	<b>0.000</b>	<b>0.000</b>
<u>CONTROLLER</u>					
CONTROLLER	M 17	1.000	1.000	1.000	1.000
ASSISTANT CONTROLLER	M 14	1.000	1.000	1.000	1.000
ENTERPRISE BUDGET ANALYST	M 12	2.000	2.000	2.000	2.000
PAYROLL MANAGER	M 12	1.000	1.000	1.000	1.000
ENTERPRISE ACCOUNTANT	P 11	1.000	1.000	1.000	1.000
SYSTEMS ACCOUNTANT	P 10	1.000	1.000	1.000	1.000
PAYROLL SPECIALIST	P 07	1.000	1.000	1.000	1.000
BENEFIT ADMINISTRATION SPECIALIST	P 07	1.000	0.000 <sup>15-06</sup>	0.000	0.000
ACCOUNT CLERK III	G 16	1.000	1.000	1.000	1.000
CLERK III	G 13	1.000	1.000	1.000	1.000
ACCOUNT CLERK I	G 11	1.000	1.000	1.000	1.000
<b>CONTROLLER SUBTOTAL</b>		<b>12.000</b>	<b>11.000</b>	<b>11.000</b>	<b>11.000</b>
<u>EMPLOYEE RELATIONS</u>					
HUMAN RESOURCES DIRECTOR	M 16	1.000	1.000	1.000	1.000
HUMAN RESOURCES MANAGER	M 12	1.000	1.000	1.000	1.000
HUMAN RESOURCES SPECIALIST	P 08	1.000	1.000	1.000	1.000
BENEFIT ADMINISTRATION SPECIALIST	P 07	0.000	1.000 <sup>15-06</sup>	1.000	1.000
HUMAN RESOURCES ANALYST	P 07	3.000	3.000	3.000	3.000
CLERK IV	G 15	1.000	1.000	1.000	1.000
<b>EMPLOYEE RELATIONS SUBTOTAL</b>		<b>7.000</b>	<b>8.000</b>	<b>8.000</b>	<b>8.000</b>
<u>INFORMATION MANAGEMENT</u>					
CHIEF INFORMATION OFFICER (CIO)	M 17	1.000	1.000	1.000	1.000
INFORMATION MANAGEMENT APPLICATIONS MANAGER	M 15	0.000	2.000	2.000	2.000

**COUNTY OF DANE  
BUDGETED POSITIONS**

CLASSIFICATION TITLE	RANGE	2019	2020	2021	
				REQUEST	RECOMM'D
<b><u>ADMINISTRATION, continued</u></b>					
<b><u>INFORMATION MANAGEMENT</u></b>					
INFORMATION MANAGEMENT HELPDESK MANAGER	M 14	0.000	1.000	1.000	1.000
INFORMATION MANAGEMENT - CUSTOMER SERVICE MANAGER	M 13	1.000	0.000	0.000	0.000
MIS TEAM LEADER	M 13	1.000	0.000	0.000	0.000
MANAGEMENT INFORMATION PROJECT LEADER II	P 13	1.000	3.000	3.000	3.000
SYSTEMS ADMINISTRATOR III	P 13	8.000	10.000	10.000	10.000
MANAGEMENT INFORMATION PROJECT LEADER	P 12-13	1.000 <sup>15-02</sup>	1.000 <sup>15-02</sup>	1.000 <sup>15-02</sup>	1.000 <sup>15-02</sup>
SENIOR PROGRAMMER ANALYST	P 12-13	2.000	2.000	2.000	2.000
MANAGEMENT INFORMATION PROJECT LEADER	P 12-13	1.000	0.000	0.000	0.000
SENIOR HELP DESK ANALYST	P 12	2.000	2.000	2.000	2.000
SYSTEMS ADMINISTRATOR II	P 12	3.000	1.000	1.000	1.000
MANAGEMENT INFORMATION PROJECT LEADER I	P 12	2.000	0.000	0.000	0.000
SYSTEMS ADMINISTRATOR I	P 11	0.000	1.000 <sup>15-08</sup>	1.000 <sup>15-10</sup>	1.000 <sup>15-10</sup>
ENTERPRISE IT SPECIALIST II	P 11	5.000	4.000	4.000	4.000
INFORMATION MANAGEMENT SPECIALIST II	P 11	7.000	8.000	8.000	8.000
SYSTEMS ADMINISTRATOR I	P 11	1.000	1.000	1.000	1.000
NETWORK SYSTEMS PROGRAMMER	P 09-11	1.000	1.000	1.000	1.000
INFORMATION MANAGEMENT SPECIALIST I	P 09	0.000	1.000 <sup>15-09</sup>	1.000 <sup>15-10</sup>	1.000 <sup>15-10</sup>
ENTERPRISE IT SPECIALIST I	P 09	4.000	5.000	5.000	5.000
INFORMATION MANAGEMENT SPECIALIST I	P 09	2.000	1.000	1.000	1.000
CLERK III	G 13	1.000	1.000	1.000	1.000
<b>INFORMATION MANAGEMENT SUBTOTAL</b>		<b>44.000</b>	<b>46.000</b>	<b>46.000</b>	<b>46.000</b>
<b><u>PURCHASING</u></b>					
LEAD PURCHASING OFFICER	P 11	1.000	1.000	1.000	1.000
PURCHASING OFFICER	P 09	2.000	2.000	2.000	2.000
<b>PURCHASING SUBTOTAL</b>		<b>3.000</b>	<b>3.000</b>	<b>3.000</b>	<b>3.000</b>
<b><u>PRINTING &amp; SERVICES</u></b>					
PRINTING AND SERVICES SUPERVISOR	M 08	1.000	1.000	1.000 <sup>15-10</sup>	1.000 <sup>15-10</sup>
COURT INTERPRETER	G 16	1.000	1.000	1.000	1.000
CLERK III	G 13	0.000	1.000	1.000	1.000
CLERK TYPIST III	G 13	1.000	0.000	0.000	0.000



COUNTY OF DANE  
BUDGETED POSITIONS

2021
------

CLASSIFICATION TITLE	RANGE	2019	2020	REQUEST	RECOMM'D
<b><u>ADMINISTRATION, continued</u></b>					
<u>PRINTING &amp; SERVICES</u>					
OFFSET PRESS OPERATOR	G 12	3.000	3.000	3.000	3.000
SERVICES CLERK	G 11	3.000	3.000	3.000	3.000
<b>PRINTING &amp; SERVICES SUBTOTAL</b>		<b>9.000</b>	<b>9.000</b>	<b>9.000</b>	<b>9.000</b>
<u>CONSOLIDATED FOOD SERVICE</u>					
DIRECTOR OF CONSOLIDATED FOODS	M 13	1.000	1.000	1.000	1.000
FOOD SERVICE SUPERVISOR	M 10	1.000	1.000	1.000	1.000
ACCOUNT CLERK II	G 14	1.000	1.000	1.000	1.000
PROCUREMENT SPECIALIST	G 14	0.000	1.000	1.000	1.000
DIETETIC SPECIALIST	G 14	1.000	0.000	0.000	0.000
COOK	G 11	4.000	4.000	4.000	4.000
STOCK CLERK	G 11	1.000	1.000	1.000	1.000
FOOD SERVICE LEAD WORKER	G 10	3.000	3.000	3.000	3.000
FOOD SERVICE HELPER/DRIVER	G 09	13.600	15.600	15.600	15.600
JANITOR	G 09	1.000	1.000	1.000	1.000
DIET CLERK	G 07-10	1.000	1.000	1.000	1.000
<b>CONSOLIDATED FOOD SERVICE SUBTOTAL</b>		<b>27.600</b>	<b>29.600</b>	<b>29.600</b>	<b>29.600</b>
<b>ADMINISTRATION TOTAL</b>		<b>168.100</b>	<b>166.600</b>	<b>166.600</b>	<b>166.600</b>

**AIRPORT**

AIRPORT DIRECTOR	MC	1.000	1.000	1.000	1.000
EXECUTIVE DEPUTY AIRPORT DIRECTOR	MC	1.000 <sup>83-03</sup>	1.000 <sup>83-03</sup>	1.000 <sup>83-03</sup>	1.000 <sup>83-03</sup>
DEPUTY AIRPORT DIRECTOR	M 16	1.000	1.000	1.000	1.000
DIRECTOR OF FACILITIES AND MAINTENANCE	M 14	1.000	1.000	1.000	1.000
DIRECTOR OF OPERATIONS AND PUBLIC SAFETY	M 14	1.000	1.000	1.000	1.000
DEPUTY AIRPORT DIRECTOR/PLANNING AND DEVELOPMENT	M 13	1.000	1.000	1.000	1.000
LEAD ELECTRONIC SYSTEMS SPECIALIST	M 13	1.000	1.000	1.000	1.000
MARKETING AND COMMUNICATIONS DIRECTOR	M 13	1.000	1.000	1.000	1.000
AIRFIELD MAINTENANCE SUPERVISOR	M 10	1.000	1.000	1.000	1.000
ELECTRONIC SYSTEMS SPECIALIST	P 09-11	1.000	1.000	1.000	1.000
NOISE ABATEMENT/ENVIRONMENTAL OFFICER	P 09	1.000	1.000	1.000	1.000

**COUNTY OF DANE  
BUDGETED POSITIONS**

CLASSIFICATION TITLE	RANGE	2019	2020	2021	
				REQUEST	RECOMM'D
<b><u>AIRPORT, continued</u></b>					
ACCOUNTANT	P 08-09	1.000	1.000	1.000	1.000
AIRPORT OPERATIONS SUPERVISOR	M 08	7.000	8.000	8.000	8.000
AIRPORT PARKING MANAGER	M 08	1.000	1.000	1.000	1.000
TERMINAL MAINTENANCE SUPERVISOR	M 08	1.000	1.000	1.000	1.000
ADMINISTRATIVE SERVICES SUPERVISOR	M 06-08	1.000	1.000	1.000	1.000
STEAMFITTER	T	2.000	2.000	2.000	2.000
ELECTRICIAN	T	3.000	4.000	4.000	4.000
AIRPORT MAINTENANCE CREW LEADER	F 18	1.000	1.000	1.000	1.000
AIRPORT MAINTENANCE MECHANIC	F 18	4.000	4.000	4.000	4.000
AIRPORT PARKING CREW LEADER	F 18	1.000	1.000	1.000	1.000
MECHANIC	F 16	2.000	2.000	3.000	3.000
ACCOUNT CLERK III	G 16	1.000	1.000	1.000	1.000
LEAD AIRPORT SECURITY TECHNICIAN	G 15	0.000	1.000	1.000	1.000
AIRPORT MAINTENANCE WORKER	F 14	1.000	1.000	1.000	1.000
SKILLED LABORER-AIRPORT	F 14	8.000	9.000	9.000	9.000
ACCOUNT CLERK II	G 14	1.000	1.000	1.000	1.000
CLERK III	G 13	1.000	1.000	1.000	1.000
SECURITY TECHNICIAN	G 13	1.000	1.000	1.000	1.000
LEAD TERMINAL MAINTENANCE WORKER	F 11	2.000	3.000	3.000	3.000
TERMINAL FACILITY WORKER	F 11	6.000	6.000	6.000	6.000
TERMINAL MAINTENANCE WORKER	F 09	13.000	13.000	13.000	13.000
TERMINAL MAINTENANCE WORKER	F 09	1.000	1.000 <sup>83-04</sup>	1.000	1.000
CLERK I-II	G 07-10	1.000	1.000	1.000	1.000
TOLL BOOTH ATTENDANT	F 06	7.500	7.500	7.500	7.500
TOLL BOOTH ATTENDANT	F 06	0.500	0.000 <sup>83-05</sup>	0.000	0.000
<b>AIRPORT TOTAL</b>		<b>79.000</b>	<b>83.500</b>	<b>84.500</b>	<b>84.500</b>
<b><u>ALLIANT ENERGY CENTER</u></b>					
CENTER EXECUTIVE DIRECTOR	MC	1.000 <sup>92-01</sup>	1.000 <sup>92-01</sup>	1.000 <sup>92-01</sup>	1.000 <sup>92-01</sup>
ASSISTANT CENTER MANAGER - CHIEF FINANCIAL OFFICER	M 14	1.000 <sup>92-02</sup>	1.000 <sup>92-02</sup>	1.000 <sup>92-02</sup>	1.000 <sup>92-02</sup>
ASSISTANT CENTER MGR EVENT SERVICES & OPERATIONS	M 14	1.000 <sup>92-02</sup>	1.000 <sup>92-02</sup>	0.000 <sup>92-02</sup>	0.000 <sup>92-02</sup>

**COUNTY OF DANE  
BUDGETED POSITIONS**

<b>2021</b>
-------------

CLASSIFICATION TITLE	RANGE	2019	2020	REQUEST	RECOMM'D
<b><u>ALLIANT ENERGY CENTER, continued</u></b>					
ASSISTANT CENTER MANAGER-FACILITIES & OPERATIONS	M 12	0.000 <sup>92-02</sup>	1.000 <sup>92-02</sup>	1.000 <sup>92-02</sup>	1.000 <sup>92-02</sup>
ALLIANT ENERGY CENTER FACILITIES MANAGER	M 11	1.000 <sup>92-02</sup>	0.000 <sup>92-02</sup>	0.000 <sup>92-02</sup>	0.000 <sup>92-02</sup>
SENIOR SALES MANAGER	M 09	1.000 <sup>92-02</sup>	1.000 <sup>92-02</sup>	0.000 <sup>92-02</sup>	0.000 <sup>92-02</sup>
EVENT OPERATIONS MANAGER	M 08	0.000	1.000	1.000	1.000
EVENT OPERATIONS SUPERVISOR	M 06	0.000	0.000	3.000	3.000
EVENT COORDINATOR	P 06	2.000	2.000	0.000	0.000
AUDIO/VISUAL COORDINATOR	P 05	0.000	0.000	2.000	2.000
PUBLIC INFORMATION OFFICER	P 05	0.000	0.000	1.000	1.000
SALES COORDINATOR	P 05	0.000	0.000	2.000	2.000
STEAMFITTER	T	1.000	1.000	0.000	0.000
ELECTRICIAN	T	2.000	2.000	1.000	1.000
CREW LEADER	F 18	2.000	2.000	0.000	0.000
ACCOUNTING ASSISTANT	G 18	1.000	1.000	1.000	1.000
MECHANIC	F 16	1.000	1.000	0.000	0.000
CENTER LEAD WORKER	F 14	4.000	4.000	0.000	0.000
ACCOUNT CLERK II	G 14	1.000	1.000	1.000	1.000
EVENT BOOKING CLERK	G 14	0.000	0.000	1.000	1.000
CLERK III	G 13	1.000	1.000	1.000	1.000
GROUNDSKEEPER	F 12	1.000	1.000	0.000	0.000
CENTER WORKER	F 11-12	6.000	6.000	16.000	16.000
ASSISTANT GROUNDSKEEPER	F 11	1.000	1.000	0.000	0.000
CENTER MAINTENANCE WORKER	F 11	1.000	1.000	0.000	0.000
LEAD JANITOR	F 11	1.000	1.000	0.000	0.000
JANITOR I	F 09	2.000	2.000	0.000	0.000
CLERK I-II	G 07-10	0.000	0.000	1.000	1.000
EVENT AND EXHIBITOR SERVICES SPECIALIST	G 07-10	1.000	0.000	0.000	0.000
<b>ALLIANT ENERGY CENTER TOTAL</b>		<b>33.000</b>	<b>33.000</b>	<b>34.000</b>	<b>34.000</b>

**BOARD OF HEALTH - MADISON/DANE**

PUBLIC HEALTH DIRECTOR	MC	1.000	1.000	1.000	1.000
DEPUTY DIRECTOR	M 14	0.000	1.000	1.000	1.000

**COUNTY OF DANE  
BUDGETED POSITIONS**

CLASSIFICATION TITLE	RANGE	2019	2020	2021		
				REQUEST	RECOMM'D	
<b><u>BOARD OF HEALTH - MADISON/DANE, continued</u></b>						
DIRECTOR OF COMMUNITY HEALTH	M 14	1.000	1.000	1.000	1.000	
DIRECTOR OF ENVIRONMENTAL HEALTH	M 14	1.000	1.000	1.000	1.000	
DIRECTOR OF OPERATIONS - PUBLIC HEALTH	M 14	1.000	1.000	1.000	1.000	
DIRECTOR OF POLICY, PLANNING & EVALUATION	M 14	1.000	1.000	1.000	1.000	
ENVIRONMENTAL HEALTH SERVICES SUPERVISOR	M 12	2.000	3.000	3.000	3.000	
PUBLIC HEALTH SUPERVISOR	M 12	12.000	12.000	12.000	13.000	
PUBLIC HEALTH SUPERVISOR	M 12	1.000 <sup>53-01</sup>	1.000 <sup>53-01</sup>	1.000 <sup>53-01</sup>	1.000 <sup>53-01</sup>	
HEALTH EQUITY COORDINATOR	P 11	2.000	2.000	2.000	2.000	
PUBLIC HEALTH EPIDEMIOLOGIST	P 11	4.000	4.000	4.000	4.000	
PUBLIC HEALTH PLANNER	P 11	6.000	6.000	6.000	7.000	
QUALITY IMPROVEMENT/PERFORMANCE MANAGEMENT COOR	P 11	1.000	1.000	1.000	1.000	
SANITARIAN III	P 11	3.000	3.000	3.000	3.000	
CHEMICAL ANALYST III	P 10	1.000	1.000	1.000	1.000	
COMMUNITY HEALTH EDUCATION SPECIALIST	P 10	2.000	2.000	2.000	2.000	
ENVIRONMENTAL PROTECTION LEADWORKER	P 10	1.000	1.000	1.000	1.000	
HEALTH EDUCATION COORDINATOR	P 10	0.850	0.850	0.850	0.850	
HEALTH EDUCATION COORDINATOR	P 10	0.000	1.000 <sup>53-17</sup>	1.000 <sup>53-17</sup>	1.000 <sup>53-17</sup>	
HEALTH EDUCATION COORDINATOR	P 10	1.000 <sup>53-01</sup>	1.000	1.000	1.000	
HEALTH EDUCATION COORDINATOR	P 10	1.000 <sup>53-03</sup>	1.000 <sup>53-03</sup>	1.000 <sup>53-03</sup>	1.000 <sup>53-03</sup>	
MICROBIOLOGIST III	P 10	1.000	1.000	1.000	1.000	
PREVENTION COORDINATOR	P 10	0.450 <sup>53-01</sup>	0.450 <sup>53-01</sup>	0.450 <sup>53-01</sup>	0.450 <sup>53-01</sup>	
PUBLIC HEALTH ANALYST	P 10	2.000	2.000	2.000	2.000	
PUBLIC HEALTH COMMUNICATIONS COORDINATOR	P 10	0.000	1.000 <sup>53-17</sup>	1.000 <sup>53-17</sup>	1.000 <sup>53-17</sup>	
PUBLIC HEALTH PREPAREDNESS COORDINATOR	P 10	1.000 <sup>53-02</sup>	1.000 <sup>53-02</sup>	1.000 <sup>53-02</sup>	1.000 <sup>53-02</sup>	
PUBLIC HEALTH PROGRAM COORDINATOR	P 10	1.000	1.000	1.000	1.000	
PUBLIC HEALTH PROGRAM COORDINATOR	P 10	1.000 <sup>53-03</sup>	1.000 <sup>53-03</sup>	1.000 <sup>53-03</sup>	1.000 <sup>53-03</sup>	
SANITARIAN II	P 10	7.000	8.000	8.000	8.000	
SANITARIAN II	P 10	0.500 <sup>53-01</sup>	0.500 <sup>53-01</sup>	0.500 <sup>53-01</sup>	0.500 <sup>53-01</sup>	
WELL WOMAN PROGRAM COORDINATOR	P 10	1.000 <sup>53-06</sup>	1.000 <sup>53-06</sup>	1.000 <sup>53-06</sup>	1.000 <sup>53-06</sup>	
SANITARIAN I	P 09	7.000	7.000	7.000	7.000	
SANITARIAN I	P 09	1.000 <sup>53-12</sup>	1.000 <sup>53-12</sup>	1.000 <sup>53-12</sup>	1.000 <sup>53-12</sup>	

**COUNTY OF DANE  
BUDGETED POSITIONS**

<b>2021</b>
-------------

CLASSIFICATION TITLE	RANGE	2019	2020	REQUEST	RECOMM'D
<b><u>BOARD OF HEALTH - MADISON/DANE, continued</u></b>					
PUBLIC HEALTH SPECIALIST	P 07	1.000	1.000	1.000	1.000
PUBLIC HEALTH SPECIALIST	P 07	0.000	0.750 <sup>53-16</sup>	0.750 <sup>53-16</sup>	0.750 <sup>53-16</sup>
PUBLIC HEALTH SPECIALIST	P 07	0.000	1.000 <sup>53-18</sup>	1.000 <sup>53-18</sup>	1.000 <sup>53-18</sup>
PUBLIC HEALTH SPECIALIST	P 07	0.000 <sup>53-04</sup>	1.000 <sup>53-04</sup>	1.000 <sup>53-04</sup>	1.000 <sup>53-04</sup>
PUBLIC HEALTH SPECIALIST	P 07	1.000 <sup>53-09</sup>	1.000 <sup>53-09</sup>	1.000 <sup>53-09</sup>	1.000 <sup>53-09</sup>
PUBLIC HEALTH SPECIALIST	P 07	1.000 <sup>53-13</sup>	1.000 <sup>53-13</sup>	1.000 <sup>53-13</sup>	1.000 <sup>53-13</sup>
WELL WOMAN PROGRAM SPECIALIST	P 07	1.000	1.000	1.000	1.000
ENVIRONMENTAL HEALTH TECHNICIAN	P 06	2.000	2.000	2.000	2.000
CHRONIC DISEASE SPECIALIST	P 05	1.000	1.000	1.000	1.000
GRANTS & BILLING SPECIALIST	P 05	2.000	2.000	2.000	2.000
IMMUNIZATION COORDINATOR	N 18A	1.000	1.000	1.000	1.000
NURSE FAMILY PARTNERSHIP COORDINATOR	N 18A	1.000	1.000	1.000	1.000
STI/HIV COORDINATOR	N 18A	1.000	1.000	1.000	1.000
TUBERCULOSIS COORDINATOR	N 18A	1.000	1.000	1.000	1.000
WIC LEAD WORKER	N 18A	1.000	1.000	1.000	1.000
DENTAL HEALTH COORDINATOR	N 18	0.600 <sup>53-01</sup>	0.250 <sup>53-01</sup>	0.250 <sup>53-01</sup>	0.250 <sup>53-01</sup>
PUBLIC HEALTH INFECTION PREVENTIONIST	N 18	0.000	2.000 <sup>53-17</sup>	2.000 <sup>53-17</sup>	2.000 <sup>53-17</sup>
PUBLIC HEALTH NURSE	N 18	28.300	28.300	28.300	28.300
PUBLIC HEALTH NURSE	N 18	3.100 <sup>53-01</sup>	3.100 <sup>53-01</sup>	3.100 <sup>53-01</sup>	3.100 <sup>53-01</sup>
PUBLIC HEALTH NURSE	N 18	1.000 <sup>53-10</sup>	1.000 <sup>53-10</sup>	1.000 <sup>53-10</sup>	1.000 <sup>53-10</sup>
PUBLIC HEALTH NURSE	N 18	1.000 <sup>53-11</sup>	1.000 <sup>53-11</sup>	1.000 <sup>53-11</sup>	1.000 <sup>53-11</sup>
COMMUNICABLE DISEASE OUTREACH SPECIALIST	N 16	1.000	1.000	1.000	1.000
HUMANE OFFICER LEAD WORKER	G 18	1.000	1.000	1.000	1.000
ADMINISTRATIVE ASSISTANT II	G 17	1.000 <sup>53-01</sup>	1.000 <sup>53-01</sup>	1.000 <sup>53-01</sup>	1.000 <sup>53-01</sup>
HUMANE OFFICER	G 16	6.000	6.000	6.000	6.000
MEDICAL INTERPRETER	G 16	1.000	1.000	1.000	1.000
MEDICAL INTERPRETER	G 16	0.650	1.000 <sup>53-19</sup>	1.000	1.000
MEDICAL INTERPRETER	G 16	1.000 <sup>53-04</sup>	0.000 <sup>53-04</sup>	0.000 <sup>53-04</sup>	0.000 <sup>53-04</sup>
CLERK IV	G 15	1.750	1.750	1.750	1.750
ACCOUNT CLERK II	G 14	1.000	1.000	1.000	1.000
DIETETIC SPECIALIST	G 14	4.800	4.800	4.800	4.800

**COUNTY OF DANE  
BUDGETED POSITIONS**

CLASSIFICATION TITLE	RANGE	2019	2020	2021	
				REQUEST	RECOMM'D
<b><u>BOARD OF HEALTH - MADISON/DANE, continued</u></b>					
DIETETIC SPECIALIST	G 14	1.000 <sup>53-07</sup>	1.000 <sup>53-07</sup>	1.000 <sup>53-07</sup>	1.000 <sup>53-07</sup>
DISEASE INTERVENTION SPECIALIST	G 14	0.000	4.000 <sup>53-17</sup>	4.000 <sup>53-17</sup>	4.000 <sup>53-17</sup>
DISEASE INTERVENTION SPECIALIST	G 14	1.000 <sup>53-15</sup>	1.000 <sup>53-15</sup>	1.000 <sup>53-15</sup>	1.000 <sup>53-15</sup>
DISEASE INTERVENTION SPECIALIST	G 14	2.000	2.000	2.000	2.000
CLERK III	G 13	2.000	3.000	3.000	3.000
CLERK III	G 13	1.000 <sup>53-14</sup>	1.000	1.000	1.000
CLERK TYPIST III	G 13	1.000	0.000	0.000	0.000
PUBLIC HEALTH AIDE	G 12	6.500	6.500	6.500	6.500
PUBLIC HEALTH AIDE	G 12	0.700 <sup>53-01</sup>	0.700 <sup>53-01</sup>	0.700 <sup>53-01</sup>	0.700 <sup>53-01</sup>
PUBLIC HEALTH AIDE	G 12	1.000 <sup>53-05</sup>	1.000 <sup>53-05</sup>	1.000 <sup>53-05</sup>	1.000 <sup>53-05</sup>
CLERK I-II	G 07-10	0.500	2.300	2.300	2.300
CLERK TYPIST I-II	G 07-10	1.800	0.000	0.000	0.000
<b>BOARD OF HEALTH - MADISON/DANE TOTAL</b>		<b>151.500</b>	<b>164.250</b>	<b>164.250</b>	<b>166.250</b>

**CLERK OF COURTS**

GENERAL COURT SUPPORT

CLERK OF COURTS	ME	1.000 <sup>30-01</sup>	1.000 <sup>30-01</sup>	1.000 <sup>30-01</sup>	1.000 <sup>30-01</sup>
CHIEF DEPUTY CLERK OF COURTS	M 12	1.000	1.000	1.000	1.000
COURTS MANAGER	M 09	3.000	3.000	3.000	3.000
COURTS INFORMATION TECHNOLOGY SPECIALIST	P 08	1.000	1.000	1.000	1.000
ACCOUNTING ASSISTANT	G 18	1.000	1.000	1.000	1.000
COURT SERVICES CLERK	G 17	5.000	5.000	5.000	5.000
SOCIAL WORKER/SENIOR SOCIAL WORKER	SW16-18-20	0.000	0.500 <sup>30-05</sup>	0.500	0.500
COURT CLERK	G 16	25.000	25.000	25.000	25.000
CLERK IV	G 15	4.000	4.000	4.000	4.000
CLERK III	G 13	14.000	23.000	23.000	23.000
CLERK TYPIST III	G 13	9.000	0.000	0.000	0.000
ACCOUNT CLERK I	G 11	0.600	0.600	0.600	0.600
COURT AIDE	G 10	2.000	2.000	2.000	2.000
CLERK I-II	G 07-10	5.000	6.000	6.000	6.000
CLERK TYPIST I-II	G 07-10	1.000	0.000	0.000	0.000

COUNTY OF DANE  
BUDGETED POSITIONS

2021
------

CLASSIFICATION TITLE	RANGE	2019	2020	REQUEST	RECOMM'D
<b><u>CLERK OF COURTS, continued</u></b>					
<u>GENERAL COURT SUPPORT</u>					
<b>GENERAL COURT SUPPORT SUBTOTAL</b>		<b>72.600</b>	<b>73.100</b>	<b>73.100</b>	<b>73.100</b>
<u>COURT COMMISSIONER CENTER</u>					
LEAD CIRCUIT COURT COMMISSIONER	M 15	1.000	1.000	1.000	1.000
CIRCUIT COURT COMMISSIONER	A 22-40	9.500	9.500	9.500	9.500
COURTS MANAGER	M 09	1.000	1.000	1.000	1.000
COURT REPORTER	G 18	1.000	1.000	1.000	1.000
PARALEGAL II	G 18	2.000	2.000	2.000	2.000
PARALEGAL I	G 17	1.000	1.000	1.000	1.000
COURT CLERK	G 16	2.000	2.000	2.000	2.000
PROBATE CLERK	G 15	3.000	3.000	3.000	3.000
PROBATE CLERK	G 15	1.000 <sup>30-04</sup>	1.000	1.000	1.000
CLERK III	G 13	6.000	7.000	7.000	7.000
CLERK III	G 13	0.000 <sup>30-04</sup>	1.000	1.000	1.000
CLERK TYPIST III	G 13	1.000	0.000	0.000	0.000
CLERK TYPIST III	G 13	1.000 <sup>30-04</sup>	0.000	0.000	0.000
<b>COURT COMMISSIONER CENTER SUBTOTAL</b>		<b>29.500</b>	<b>29.500</b>	<b>29.500</b>	<b>29.500</b>
<u>PRETRIAL SERVICES</u>					
LEAD SOCIAL WORKER	SW21	1.000	1.000	1.000	1.000
GAL SOCIAL WORKER	SW20	0.500	0.500	0.500	0.500
SENIOR SOCIAL WORKER	SW20	1.000	1.500	1.500	1.500
SOCIAL WORKER/SENIOR SOCIAL WORKER	SW16-18-20	2.500	2.000	2.000	2.000
CLERK III	G 13	1.000 <sup>30-04</sup>	1.000	1.000	1.000
PRETRIAL SERVICES ASSESSOR	G 10	1.000 <sup>30-02</sup>	1.000	0.000 <sup>30-06</sup>	0.000 <sup>30-06</sup>
PRETRIAL SERVICES ASSESSOR	G 10	1.000 <sup>30-03</sup>	1.000	0.000 <sup>30-06</sup>	0.000 <sup>30-06</sup>
<b>PRETRIAL SERVICES SUBTOTAL</b>		<b>8.000</b>	<b>8.000</b>	<b>6.000</b>	<b>6.000</b>
<u>GUARDIAN AD LITEM</u>					
GAL SOCIAL WORKER	SW20	0.500	0.500	0.500	0.500
<b>GUARDIAN AD LITEM SUBTOTAL</b>		<b>0.500</b>	<b>0.500</b>	<b>0.500</b>	<b>0.500</b>
<b>CLERK OF COURTS TOTAL</b>		<b>110.600</b>	<b>111.100</b>	<b>109.100</b>	<b>109.100</b>

**COUNTY OF DANE  
BUDGETED POSITIONS**

CLASSIFICATION TITLE	RANGE	2019	2020	2021	
				REQUEST	RECOMM'D
<b><u>CORPORATION COUNSEL</u></b>					
<u>CORPORATION COUNSEL</u>					
CORPORATION COUNSEL	MC	0.500 <sup>21-01</sup>	0.500 <sup>21-01</sup>	0.500 <sup>21-01</sup>	0.500 <sup>21-01</sup>
ASSISTANT CORPORATION COUNSEL	A 22-40	4.000	4.000	4.000	4.000
ASSISTANT CORPORATION COUNSEL	A 22-40	0.000	0.000	1.000 <sup>21-07</sup>	1.000 <sup>21-07</sup>
AIRPORT COUNSEL	M 16	1.000	1.000	1.000	1.000
DEPUTY CORPORATION COUNSEL	M 16	1.000	1.000	1.000	1.000
ADMINISTRATIVE MANAGER	M 10	1.000	1.000	1.000	1.000
<b>CORPORATION COUNSEL SUBTOTAL</b>		<b>7.500</b>	<b>7.500</b>	<b>8.500</b>	<b>8.500</b>
<u>PERMANENCY PLANNING LEGAL SERV</u>					
ASSISTANT CORPORATION COUNSEL	A 22-40	5.000	5.000	5.000	5.000
ASSISTANT CORPORATION COUNSEL	A 22-40	1.000	1.000	0.000 <sup>21-07</sup>	0.000 <sup>21-07</sup>
ASSISTANT CORPORATION COUNSEL	A 22-40	1.000 <sup>21-03</sup>	1.000 <sup>21-03</sup>	1.000 <sup>21-03</sup>	1.000 <sup>21-03</sup>
PERMANENCY PLANNING LEGAL DIRECTOR	M 15	1.000	1.000	1.000	1.000
PARALEGAL II	G 18	2.000	2.000	2.000	2.000
PARALEGAL II	G 18	1.000 <sup>21-04</sup>	1.000 <sup>21-04</sup>	1.000 <sup>21-04</sup>	1.000 <sup>21-04</sup>
PARALEGAL II	G 18	1.000 <sup>21-05</sup>	1.000 <sup>21-05</sup>	1.000 <sup>21-05</sup>	1.000 <sup>21-05</sup>
PARALEGAL I	G 17	1.000	1.000	1.000	1.000
CLERK I-II	G 07-10	1.000	1.000	1.000	1.000
<b>PERMANENCY PLANNING LEGAL SERV SUBTOTAL</b>		<b>14.000</b>	<b>14.000</b>	<b>13.000</b>	<b>13.000</b>
<u>CHILD SUPPORT AGENCY</u>					
CORPORATION COUNSEL	MC	0.500 <sup>21-01</sup>	0.500 <sup>21-01</sup>	0.500 <sup>21-01</sup>	0.500 <sup>21-01</sup>
ASSISTANT CORPORATION COUNSEL	A 22-40	7.000	7.000	7.000	7.000
CHILD SUPPORT LEGAL DIRECTOR	M 15	1.000	1.000	1.000	1.000
CHILD SUPPORT ENFORCEMENT OPERATIONS DIRECTOR	M 12	0.000	1.000	1.000	1.000
CHILD SUPPORT ENFORCEMENT OPERATIONS DIRECTOR	M 11	1.000	0.000	0.000	0.000
ADMINISTRATIVE SERVICES SUPERVISOR	M 06-08	2.000	2.000	2.000	2.000
LEAD CHILD SUPPORT INVESTIGATOR	G 19	1.000	2.000	2.000	2.000
CHILD SUPPORT INVESTIGATOR	G 17	21.000	22.000	22.000	22.000
CHILD SUPPORT INVESTIGATOR BILINGUAL SPANISH	G 17	0.000	1.000	1.000	1.000
PARALEGAL I	G 17	1.000	1.000	1.000	1.000
LEAD IMAGING TECHNICIAN	G 14	1.000	1.000	1.000	1.000



COUNTY OF DANE  
BUDGETED POSITIONS

2021
------

CLASSIFICATION TITLE	RANGE	2019	2020	REQUEST	RECOMM'D
----------------------	-------	------	------	---------	----------

**CORPORATION COUNSEL, continued**

CHILD SUPPORT AGENCY

CLERK III	G 13	3.000	10.000	10.000	10.000
CLERK TYPIST III	G 13	10.000	0.000	0.000	0.000
CLERK I-II	G 07-10	1.000	2.000	2.000	2.000
CLERK TYPIST I-II	G 07-10	1.000	0.000	0.000	0.000
<b>CHILD SUPPORT AGENCY SUBTOTAL</b>		<b>50.500</b>	<b>50.500</b>	<b>50.500</b>	<b>50.500</b>

<b>CORPORATION COUNSEL TOTAL</b>		<b>72.000</b>	<b>72.000</b>	<b>72.000</b>	<b>72.000</b>
----------------------------------	--	---------------	---------------	---------------	---------------

**COUNTY BOARD**

COUNTY BOARD CHAIR	ME CO_BRD	1.000 <sup>06-04</sup>	1.000 <sup>06-04</sup>	1.000 <sup>06-04</sup>	1.000 <sup>06-04</sup>
COUNTY BOARD SUPERVISOR	ME CO_BD_	N/A <sup>06-02</sup>	N/A <sup>06-02</sup>	N/A <sup>06-02</sup>	N/A <sup>06-02</sup>
CHIEF OF STAFF	M 16	1.000	1.000	1.000	1.000
LEGISLATIVE SERVICES DIRECTOR	M 13	1.000 <sup>06-03</sup>	1.000 <sup>06-03</sup>	1.000 <sup>06-03</sup>	1.000 <sup>06-03</sup>
MANAGER OF THE DIVISION OF POLICY AND PRACTICE INN	M 13	1.000	1.000	1.000	1.000
SUSTAINABILITY AND PROGRAM EVALUATION COORDINATOR	M 12	1.000 <sup>06-05</sup>	1.000	1.000	1.000
RESEARCH ANALYST	M 11	1.000	1.000	1.000	1.000
POLICY ANALYST	M 10	1.000 <sup>06-06</sup>	1.000	1.000	1.000
LEGISLATIVE MANAGEMENT SYSTEM SPEC/POLICY ANALYST	P 07	1.000	1.000	1.000	1.000
CLERK I-II	G 07-10	1.000 <sup>06-07</sup>	1.000	1.000	1.000

<b>COUNTY BOARD TOTAL</b>		<b>9.000</b>	<b>9.000</b>	<b>9.000</b>	<b>9.000</b>
---------------------------	--	--------------	--------------	--------------	--------------

**COUNTY CLERK**

COUNTY CLERK	ME	1.000 <sup>12-01</sup>	1.000 <sup>12-01</sup>	1.000 <sup>12-01</sup>	1.000 <sup>12-01</sup>
CHIEF DEPUTY COUNTY CLERK	M 11	1.000	1.000	1.000	1.000
ELECTIONS MANAGEMENT SPECIALIST/POLICY ANALYST	P 09	1.000	1.000	1.000	1.000
CLERK III	G 13	1.000	2.000	2.000	2.000
CLERK TYPIST III	G 13	1.000	0.000	0.000	0.000

<b>COUNTY CLERK TOTAL</b>		<b>5.000</b>	<b>5.000</b>	<b>5.000</b>	<b>5.000</b>
---------------------------	--	--------------	--------------	--------------	--------------

**COUNTY OF DANE  
BUDGETED POSITIONS**

CLASSIFICATION TITLE	RANGE	2019	2020	2021	
				REQUEST	RECOMM'D
<b><u>COUNTY EXECUTIVE</u></b>					
<u>EXECUTIVE</u>					
COUNTY EXECUTIVE	ME	1.000 <sup>09-01</sup>	1.000 <sup>09-01</sup>	1.000 <sup>09-01</sup>	1.000 <sup>09-01</sup>
EXECUTIVE CHIEF OF STAFF	M 17	1.000 <sup>09-02</sup>	1.000 <sup>09-02</sup>	1.000 <sup>09-02</sup>	1.000 <sup>09-02</sup>
ASST TO THE COUNTY EXEC	M 13	3.000 <sup>09-02</sup>	3.000 <sup>09-02</sup>	3.000 <sup>09-02</sup>	3.000 <sup>09-02</sup>
ADMINISTRATIVE ASSISTANT II	G 17	2.000	2.000	2.000	2.000
<b>EXECUTIVE SUBTOTAL</b>		<b>7.000</b>	<b>7.000</b>	<b>7.000</b>	<b>7.000</b>
<u>LEGISLATIVE LOBBYIST</u>					
LEGISLATIVE LOBBYIST	MC	1.000 <sup>09-04</sup>	1.000 <sup>09-04</sup>	1.000	1.000
<b>LEGISLATIVE LOBBYIST SUBTOTAL</b>		<b>1.000</b>	<b>1.000</b>	<b>1.000</b>	<b>1.000</b>
<u>OFFICE OF ENERGY &amp; CLIMATE CHANGE</u>					
CLIMATE CHANGE COORDINATOR	M 12	1.000	1.000	1.000	1.000
ENERGY AND CLIMATE SPECIALIST	P 05	0.500	0.500	0.500	0.500
<b>OFFICE OF ENERGY &amp; CLIMATE CHANGE SUBTOTAL</b>		<b>1.500</b>	<b>1.500</b>	<b>1.500</b>	<b>1.500</b>
<u>OFFICE OF ECON &amp; WORKFORCE DEV</u>					
DIRECTOR OF ECONOMIC AND WORKFORCE DEVELOPMENT	M 12	1.000 <sup>09-06</sup>	0.000 <sup>09-06</sup>	0.000	0.000
CDBG/RLF ADMINISTRATIVE SPECIALIST	P 11	1.000 <sup>09-03</sup>	0.000 <sup>09-03</sup>	0.000 <sup>09-03</sup>	0.000 <sup>09-03</sup>
COMMUNITY DEVELOPMENT BLOCK GRANT PROGRAM SPECIA	P 10	2.000 <sup>09-05</sup>	0.000 <sup>09-05</sup>	0.000 <sup>09-05</sup>	0.000 <sup>09-05</sup>
<b>OFFICE OF ECON &amp; WORKFORCE DEV SUBTOTAL</b>		<b>4.000</b>	<b>0.000</b>	<b>0.000</b>	<b>0.000</b>
<u>CULTURAL AFFAIRS</u>					
DIRECTOR OF CULTURAL AFFAIRS	M 12	1.000	1.000	1.000	1.000
CULTURAL AFFAIRS SPECIALIST	P 05	0.000	0.500 <sup>09-07</sup>	0.500 <sup>09-07</sup>	0.500 <sup>09-07</sup>
<b>CULTURAL AFFAIRS SUBTOTAL</b>		<b>1.000</b>	<b>1.500</b>	<b>1.500</b>	<b>1.500</b>
<b>COUNTY EXECUTIVE TOTAL</b>		<b>14.500</b>	<b>11.000</b>	<b>11.000</b>	<b>11.000</b>
<b><u>DANE COUNTY HENRY VILAS ZOO</u></b>					
EXECUTIVE ZOO DIRECTOR	MC	1.000	1.000	1.000	1.000
DEPUTY ZOO DIRECTOR	M 13	1.000 <sup>74-02</sup>	1.000	1.000	1.000
GENERAL CURATOR	M 10	1.000	1.000	1.000	1.000
GENERAL OPERATIONS MANAGER	M 10	1.000 <sup>74-04</sup>	1.000	1.000	1.000
CONSERVATION EDUCATION CURATOR	M 09	1.000	1.000	1.000	1.000

**COUNTY OF DANE  
BUDGETED POSITIONS**

<b>2021</b>
-------------

<b>CLASSIFICATION TITLE</b>	<b>RANGE</b>	<b>2019</b>	<b>2020</b>	<b>REQUEST</b>	<b>RECOMM'D</b>
<b><u>DANE COUNTY HENRY VILAS ZOO, continued</u></b>					
MARKETING AND OUTREACH COORDINATOR	P 09	1.000 <sup>74-04</sup>	1.000	1.000	1.000
ZOO MANAGER	M 08	0.000	1.000 <sup>74-05</sup>	1.000	1.000
ZOO MANAGER	M 08	1.000 <sup>74-04</sup>	1.000	1.000	1.000
EDUCATION MANAGER	M 07	1.000 <sup>74-04</sup>	1.000	1.000	1.000
EDUCATION SPECIALIST	P 07	0.000	1.000	1.000	1.000
VOLUNTEER SERVICES COORDINATOR	P 07	1.000 <sup>74-04</sup>	1.000	1.000	1.000
FACILITIES & ANIMAL LIFE SUPPORT TECHNICIAN	F 18	1.000	1.000	1.000	1.000
FACILITIES & ANIMAL LIFE SUPPORT ASSISTANT	F 17	1.000 <sup>74-02</sup>	1.000	1.000	1.000
FACILITIES & ANIMAL LIFE SUPPORT ASSISTANT	F 17	1.000 <sup>74-04</sup>	1.000	1.000	1.000
LEAD ZOO KEEPER	F 16	2.000	2.000	2.000	2.000
VETERINARY TECHNICIAN/REGISTRAR	F 16	1.000	1.000	1.000	1.000
VETERINARY TECHNICIAN	F 14	0.000	1.000 <sup>74-05</sup>	1.000	1.000
ZOO KEEPER	F 14	9.000	9.000	9.000	9.000
ZOO KEEPER	F 14	1.000 <sup>74-02</sup>	1.000	1.000	1.000
ZOO KEEPER	F 14	2.000 <sup>74-04</sup>	2.000	2.000	2.000
ZOO KEEPER	F 14	1.000 <sup>74-03</sup>	1.000	1.000	1.000
ZOO KEEPER	F 14	0.000	2.000 <sup>74-05</sup>	2.000	2.000
SEMI SKILLED LABORER-ZOO	F 13	1.000 <sup>74-04</sup>	1.000	1.000	1.000
JANITOR I	F 09	0.000	1.000	1.000	1.000
JANITOR I	F 09	0.000	1.000 <sup>74-06</sup>	1.000	1.000
CLERK I-II	G 07-10	0.000	1.500	1.500	1.500
CLERK TYPIST I-II	G 07-10	1.000	0.000	0.000	0.000
<b>DANE COUNTY HENRY VILAS ZOO TOTAL</b>		<b>30.000</b>	<b>37.500</b>	<b>37.500</b>	<b>37.500</b>

**DISTRICT ATTORNEY**

**CRIMINAL & TRAFFIC - ADULT**

ADMINISTRATIVE MANAGER	M 10	1.000	1.000	1.000	1.000
PARALEGAL MANAGER	M 09	1.000	1.000	1.000	1.000
INVESTIGATOR	L 17	2.000	2.000	2.000	2.000
PARALEGAL II	G 18	1.000	2.000	2.000	2.000
LEAD DA WORKER	G 17	2.000	2.000	2.000	2.000

COUNTY OF DANE  
BUDGETED POSITIONS

CLASSIFICATION TITLE	RANGE	2019	2020	2021	
				REQUEST	RECOMM'D
<b><u>DISTRICT ATTORNEY, continued</u></b>					
<u>CRIMINAL &amp; TRAFFIC - ADULT</u>					
PARALEGAL I	G 17	9.000	9.000	9.000	9.000
ADMINISTRATIVE LEGAL ASSISTANT	G 16	8.000	8.000	8.000	8.000
CLERK III	G 13	1.000	5.000	5.000	5.000
CLERK TYPIST III	G 13	4.000	0.000	0.000	0.000
<b>CRIMINAL &amp; TRAFFIC - ADULT SUBTOTAL</b>		<b>29.000</b>	<b>30.000</b>	<b>30.000</b>	<b>30.000</b>
<u>CRIMINAL &amp; TRAFFIC - JUVENILE</u>					
INFORMATION TECHNOLOGY SPECIALIST II	P 09	1.000	1.000	1.000	1.000
PARALEGAL II	G 18	1.000	1.000	1.000	1.000
ADMINISTRATIVE LEGAL ASSISTANT	G 16	2.000	2.000	2.000	2.000
<b>CRIMINAL &amp; TRAFFIC - JUVENILE SUBTOTAL</b>		<b>4.000</b>	<b>4.000</b>	<b>4.000</b>	<b>4.000</b>
<u>VICTIM/WITNESS</u>					
DIRECTOR OF VICTIM WITNESS SERVICES	M 14	1.000 <sup>39-01</sup>	1.000 <sup>39-01</sup>	1.000 <sup>39-01</sup>	1.000 <sup>39-01</sup>
DOMESTIC VIOLENCE UNIT MANAGER	M 12	1.000 <sup>39-01</sup>	1.000 <sup>39-01</sup>	1.000 <sup>39-01</sup>	1.000 <sup>39-01</sup>
VICTIM/WITNESS CASE MANAGER	SW20	1.000	1.000	1.000	1.000
VICTIM/WITNESS CASE MANAGER	SW20	0.000	2.000 <sup>39-13</sup>	2.000	2.000
VICTIM/WITNESS CASE MANAGER	SW20	10.000 <sup>39-01</sup>	10.000 <sup>39-01</sup>	10.000 <sup>39-01</sup>	10.000 <sup>39-01</sup>
PARALEGAL II	G 18	1.000	0.000	0.000	0.000
LEAD DA WORKER	G 17	1.000	1.000	1.000	1.000
ACCOUNT CLERK III	G 16	1.000	1.000	1.000	1.000
ADMINISTRATIVE LEGAL ASSISTANT	G 16	2.600	2.600	2.600	2.600
ADMINISTRATIVE LEGAL ASSISTANT	G 16	0.900 <sup>39-04</sup>	0.900 <sup>39-04</sup>	0.900 <sup>39-04</sup>	0.900 <sup>39-04</sup>
<b>VICTIM/WITNESS SUBTOTAL</b>		<b>19.500</b>	<b>20.500</b>	<b>20.500</b>	<b>20.500</b>
<u>CRIME RESPONSE</u>					
CRIME RESPONSE MANAGER	M 12	1.000 <sup>39-02</sup>	1.000 <sup>39-02</sup>	1.000 <sup>39-02</sup>	1.000 <sup>39-02</sup>
CRIME RESPONSE SPECIALIST	SW20	0.500 <sup>39-02</sup>	0.500 <sup>39-02</sup>	0.500 <sup>39-02</sup>	0.500 <sup>39-02</sup>
CRIME RESPONSE SPECIALIST	SW20	0.700 <sup>39-03</sup>	0.700 <sup>39-03</sup>	0.700 <sup>39-03</sup>	0.700 <sup>39-03</sup>
CRIME RESPONSE SPECIALIST	SW20	0.700 <sup>39-07</sup>	0.700 <sup>39-07</sup>	0.700 <sup>39-07</sup>	0.700 <sup>39-07</sup>
CRIME RESPONSE SPECIALIST	SW20	1.000 <sup>39-11</sup>	1.000 <sup>39-11</sup>	1.000 <sup>39-11</sup>	1.000 <sup>39-11</sup>
<b>CRIME RESPONSE SUBTOTAL</b>		<b>3.900</b>	<b>3.900</b>	<b>3.900</b>	<b>3.900</b>

COUNTY OF DANE  
BUDGETED POSITIONS

2021
------

CLASSIFICATION TITLE	RANGE	2019	2020	REQUEST	RECOMM'D
<b><u>DISTRICT ATTORNEY, continued</u></b>					
<u>DEFERRED PROSECUTION</u>					
DEFERRED PROSECUTION PROGRAM DIRECTOR	M 12	1.000	1.000	1.000	1.000
SENIOR SUBSTANCE ABUSE COUNSELOR	SW21	1.000	1.000	1.000	1.000
DEFERRED PROSECUTION CASE MANAGER	SW20	0.000	5.000	5.000	5.000
DEFERRED PROSECUTION CASE MANAGER	SW20	0.000 <sup>39-12</sup>	1.000	1.000	1.000
DEFERRED PROSECUTION CHILD ABUSE SPECIALIST	SW20	1.000	1.000	1.000	1.000
SUBSTANCE ABUSE COUNSELOR	SW20	1.000 <sup>39-08</sup>	1.000 <sup>39-08</sup>	1.000 <sup>39-08</sup>	1.000 <sup>39-08</sup>
SOCIAL WORKER/SENIOR SOCIAL WORKER	SW16-18-20	3.000	0.000	0.000	0.000
COMMUNITY SERVICE COORDINATOR	SW16-18	1.000	0.000	0.000	0.000
SOCIAL WORKER	SW16-18	1.000	0.000	0.000	0.000
SOCIAL WORKER	SW16-18	1.000 <sup>39-12</sup>	0.000	0.000	0.000
CLERK IV	G 15	1.000	1.000	1.000	1.000
<b>DEFERRED PROSECUTION SUBTOTAL</b>		<b>11.000</b>	<b>11.000</b>	<b>11.000</b>	<b>11.000</b>
<b>DISTRICT ATTORNEY TOTAL</b>		<b>67.400</b>	<b>69.400</b>	<b>69.400</b>	<b>69.400</b>
<b><u>EMERGENCY MANAGEMENT</u></b>					
<u>EMERGENCY PLANNING</u>					
DIRECTOR OF EMERGENCY MANAGEMENT	MC	1.000	1.000	1.000	1.000
ASSISTANT EMERGENCY PLANNING DIRECTOR	M 13	1.000	1.000	1.000	1.000
POPULATION PROT PLANNER	P 10	1.000	1.000	1.000	1.000
RESPONSE EQUIPMENT SPECIALIST	P 10	1.000	1.000	1.000	1.000
CLERK III	G 13	1.000	1.000	1.000	1.000
<b>EMERGENCY PLANNING SUBTOTAL</b>		<b>5.000</b>	<b>5.000</b>	<b>5.000</b>	<b>5.000</b>
<u>HAZARDOUS MATERIALS PLANNING</u>					
HAZARDOUS MATERIALS PLAN	M 10	1.000 <sup>48-01</sup>	1.000 <sup>48-01</sup>	1.000 <sup>48-01</sup>	1.000 <sup>48-01</sup>
ADMINISTRATIVE ASSISTANT II	G 17	1.000 <sup>48-07</sup>	1.000 <sup>48-07</sup>	1.000 <sup>48-07</sup>	1.000 <sup>48-07</sup>
<b>HAZARDOUS MATERIALS PLANNING SUBTOTAL</b>		<b>2.000</b>	<b>2.000</b>	<b>2.000</b>	<b>2.000</b>
<u>EMERGENCY MEDICAL SERVICES</u>					
EMS SUPV & TRAINING CORD	M 11	1.000	1.000	1.000	1.000
EMERG MED SERV SPECIALIST	M 10	1.000	0.000	0.000	0.000

COUNTY OF DANE  
BUDGETED POSITIONS

CLASSIFICATION TITLE	RANGE	2019	2020	2021	
				REQUEST	RECOMM'D
<b><u>EMERGENCY MANAGEMENT, continued</u></b>					
<u>EMERGENCY MEDICAL SERVICES</u>					
DATA ANALYST	P 10	0.000	1.000	1.000	1.000
CLERK III	G 13	1.000	1.000	1.000	1.000
<b>EMERGENCY MEDICAL SERVICES SUBTOTAL</b>		<b>3.000</b>	<b>3.000</b>	<b>3.000</b>	<b>3.000</b>
<b>EMERGENCY MANAGEMENT TOTAL</b>		<b>10.000</b>	<b>10.000</b>	<b>10.000</b>	<b>10.000</b>
<b><u>EXTENSION</u></b>					
COUNTY EXTENSION DIRECTOR	M D	1.000 <sup>80-01</sup>	1.000 <sup>80-01</sup>	1.000 <sup>80-01</sup>	1.000 <sup>80-01</sup>
COUNTY EXTENSION AGENT	M A	0.800	0.800	0.800	0.800
COUNTY EXTENSION AGENT	M A	1.000 <sup>80-03</sup>	1.000 <sup>80-03</sup>	1.000 <sup>80-03</sup>	1.000 <sup>80-03</sup>
OFFICE SUPERVISOR	M 06-08	1.000	1.000	1.000	1.000
EDUCATIONAL PROGRAM COORDINATOR	P 05	0.000	1.000 <sup>80-06</sup>	1.000 <sup>80-06</sup>	1.000 <sup>80-06</sup>
EDUCATIONAL PROGRAM COORDINATOR	P 05	0.500	0.000 <sup>80-07</sup>	0.000	0.000
EDUCATIONAL PROGRAM COORDINATOR	P 05	1.000 <sup>80-05</sup>	0.000 <sup>80-05</sup>	0.000	0.000
CLERK I-II	G 07-10	1.000	2.000	2.000	2.000
CLERK TYPIST I-II	G 07-10	1.000	0.000	0.000	0.000
<b>EXTENSION TOTAL</b>		<b>7.300</b>	<b>6.800</b>	<b>6.800</b>	<b>6.800</b>
<b><u>FAMILY COURT SERVICES</u></b>					
DIRECTOR OF FAMILY COURT COUNSELING SERVICES	M 14	1.000	1.000	1.000	1.000
FAMILY COURT COUNSELOR	SW20	8.000	8.000	8.000	8.000
CLERK IV	G 15	1.000	1.000	1.000	1.000
CLERK III	G 13	0.000	1.000	1.000	1.000
CLERK TYPIST III	G 13	1.000	0.000	0.000	0.000
<b>FAMILY COURT SERVICES TOTAL</b>		<b>11.000</b>	<b>11.000</b>	<b>11.000</b>	<b>11.000</b>
<b><u>HUMAN SERVICES DEPARTMENT</u></b>					
<u>ADMINISTRATION</u>					
DIRECTOR OF DEPARTMENT OF HUMAN SERVICES	MC	1.000 <sup>54-48</sup>	1.000 <sup>54-48</sup>	1.000	1.000
DEPUTY DIRECTOR OF HUMAN SERVICES	M 16	1.000	1.000	1.000	1.000
DIVISION ADMINISTRATOR OF FISCAL & MANAGEMENT SERV	M 16	1.000	1.000	1.000	1.000

COUNTY OF DANE  
BUDGETED POSITIONS

2021
------

CLASSIFICATION TITLE	RANGE	2019	2020	REQUEST	RECOMM'D
<b><u>HUMAN SERVICES DEPARTMENT, continued</u></b>					
<u>ADMINISTRATION</u>					
BUDGET CONTRACTS AND OPERATIONS MANAGER	M 14	1.000	1.000	1.000	1.000
PLANNING AND EVALUATION MANAGER	M 13	1.000	1.000	1.000	1.000
SENIOR PROGRAM ANALYST/MANAGER	M 12	1.000	1.000	1.000	1.000
SYSTEMS COORDINATOR	M 12	1.000	1.000	1.000	1.000
COLLECTIONS COORDINATOR	M 11	1.000	1.000	1.000	1.000
FINANCE MANAGER	M 11	0.000	1.000	1.000	1.000
FINANCIAL ANALYST	M 11	1.000	0.000	0.000	0.000
INFORMATION TECHNOLOGY PROJECT MANAGER	M 11	1.000	0.000	0.000	0.000
HUMAN SERVICES PROGRAM ANALYST	P 11	2.000	2.000	2.000	2.000
INFORMATION TECHNOLOGY PROJECT MANAGER	P 11	0.000	1.000	1.000	1.000
BUDGET ANALYST	M 10	2.000	1.000	1.000	1.000
SENIOR ACCOUNTANT	M 10	3.000	4.000	4.000	4.000
SENIOR ACCOUNTANT	P 10	1.000	1.000	1.000	1.000
GRANTS MANAGER	P 09	0.000	1.000	1.000	1.000
INFORMATION TECHNOLOGY SPECIALIST II	P 09	2.000	1.000	1.000	1.000
ACCOUNTANT	M 08-09	1.000	1.000	1.000	1.000
ACCOUNTANT	P 08-09	3.000	3.000	3.000	3.000
INFORMATION TECHNOLOGY SPECIALIST I	P 08	1.000	2.000	2.000	2.000
INFORMATION TECHNOLOGY SPECIALIST I	P 08	1.000 <sup>54-75</sup>	1.000	1.000	1.000
OFFICE SUPERVISOR	M 06-08	0.500	0.500	0.500	0.500
ACCOUNTING ASSISTANT	G 18	0.000	1.000	2.000	2.000
COLLECTIONS SPECIALIST	G 17	0.000	0.000	1.000	1.000
MECHANICAL REPAIR WORKER	G 16-F	1.000 <sup>54-46</sup>	1.000 <sup>54-46</sup>	1.000 <sup>54-46</sup>	1.000 <sup>54-46</sup>
ADMINISTRATIVE ASSISTANT I	G 16	1.000	1.000	1.000	1.000
ADMINISTRATIVE LEGAL ASSISTANT	G 16	1.000	1.000	1.000	1.000
CLERK IV	G 15	1.000	1.000	1.000	1.000
ACCOUNT CLERK II	G 14	4.000	3.000	7.000	7.000
CLERK III	G 13	0.000	1.000	1.000	1.000
CLERK TYPIST III	G 13	1.000	0.000	0.000	0.000
JANITOR	G 09	0.500 <sup>54-46</sup>	0.500 <sup>54-46</sup>	1.000 <sup>54-46</sup>	1.000 <sup>54-46</sup>

COUNTY OF DANE  
BUDGETED POSITIONS

CLASSIFICATION TITLE	RANGE	2019	2020	2021	
				REQUEST	RECOMM'D
<b><u>HUMAN SERVICES DEPARTMENT, continued</u></b>					
<u>ADMINISTRATION</u>					
CLERK I-II	G 07-10	1.000	2.500	2.500	2.500
CLERK TYPIST I-II	G 07-10	1.500	0.000	0.000	0.000
<b>ADMINISTRATION SUBTOTAL</b>		<b>38.500</b>	<b>39.500</b>	<b>46.000</b>	<b>46.000</b>
<u>CHILDREN, YOUTH &amp; FAMILIES</u>					
DIVISION ADMINISTRATOR/CY&F SERVICES	M 16	1.000	1.000	1.000	1.000
CYF HUMAN SERVICES MANAGER	M 12	6.000	3.000	3.000	3.000
SOCIAL WORK SUPERVISOR	M 11	18.800	14.000	14.000	14.000
SOCIAL WORK SUPERVISOR	M 11	1.000 <sup>54-67</sup>	1.000 <sup>54-67</sup>	1.000 <sup>54-67</sup>	1.000 <sup>54-67</sup>
EMPLOYEE ADVOCATE MANAGER	M 10	0.000	1.000	1.000	1.000
INFORMATION TECHNOLOGY SPECIALIST I	P 08	1.000	1.000	1.000	1.000
AMERICORPS COORDINATOR	P 07	1.000 <sup>54-62</sup>	0.000 <sup>54-62</sup>	0.000 <sup>54-62</sup>	0.000 <sup>54-62</sup>
HUMAN SERVICES COMMUNITY PROGRAMS COORDINATOR	P 07	1.000	0.000	0.000	0.000
OFFICE SUPERVISOR	M 06-08	1.000	1.000	1.000	1.000
LEAD SOCIAL WORKER	SW21	7.000	7.000	7.000	7.000
TRAUMA INFORMED CARE COORDINATOR	SW20	0.000	1.000	1.000 <sup>54-87</sup>	1.000 <sup>54-87</sup>
YOUTH JUSTICE COORDINATOR	SW20	1.000	1.000	1.000	1.000
COMMUNITY COURT COORDINATOR	SW20	1.000	0.000	0.000	0.000
COLLECTIONS SPECIALIST	G 17	2.000	1.000	0.000	0.000
SOCIAL WORKER/SENIOR SOCIAL WORKER	SW16-18-20	126.750	91.500	91.500	91.500
SOCIAL WORKER/SENIOR SOCIAL WORKER	SW16-18-20	1.500	1.500 <sup>54-80</sup>	1.500	1.500
SOCIAL WORKER/SENIOR SOCIAL WORKER	SW16-18-20	2.000	0.000	0.000 <sup>54-87</sup>	0.000 <sup>54-87</sup>
PROGRAM LEADER	SW16-18	11.500	11.000	11.000	11.000
PROGRAM LEADER	SW16-18	2.000 <sup>54-74</sup>	2.000	2.000	2.000
ADMINISTRATIVE ASSISTANT I	G 16	1.000	1.000	1.000	1.000
ACCOUNT CLERK II	G 14	2.200	2.200	0.000	0.000
SOCIAL SERVICE SPECIALIST	G 14	16.000	15.000	15.000	15.000
SOCIAL SERVICE SPECIALIST	G 14	1.000 <sup>54-73</sup>	1.000	1.000	1.000
SOCIAL SERVICE SPECIALIST BILINGUAL HISP	G 14	1.000	1.000	1.000	1.000
CLERK III	G 13	3.000	3.000	3.000	3.000
CLERK TYPIST III	G 13	1.000	0.000	0.000	0.000



COUNTY OF DANE  
BUDGETED POSITIONS

2021
------

CLASSIFICATION TITLE	RANGE	2019	2020	REQUEST	RECOMM'D
<b><u>HUMAN SERVICES DEPARTMENT, continued</u></b>					
<u>CHILDREN, YOUTH &amp; FAMILIES</u>					
TRANSPORTATION AIDE/DRIVER	G 12	1.000	1.000	1.000	1.000
CLERK TYPIST I-II	G 07-10	2.400	0.000	0.000	0.000
CLERK I-II	G 07-10	7.000	8.000	8.000	8.000
<b>CHILDREN, YOUTH &amp; FAMILIES SUBTOTAL</b>		<b>221.150</b>	<b>170.200</b>	<b>167.000</b>	<b>167.000</b>
<u>ADULT COMMUNITY SERVICES</u>					
INFORMATION AND ASSISTANCE LEAD SPECIALIST	P 7A	6.000 <sup>54-46</sup>	6.000 <sup>54-46</sup>	6.000 <sup>54-46</sup>	6.000 <sup>54-46</sup>
DEMENTIA CARE SPECIALIST PROJECT	P 5A	1.000 <sup>54-56</sup>	1.000 <sup>54-56</sup>	1.000 <sup>54-56</sup>	1.000 <sup>54-56</sup>
DISABILITY BENEFIT SPECIALIST	P 5A	4.000	4.000	4.000	4.000
ELDER BENEFIT SPECIALIST	P 5A	3.000	3.000	3.000	3.000
INFORMATION AND ASSISTANCE SPECIALIST	P 5A	25.600 <sup>54-46</sup>	26.000 <sup>54-46</sup>	26.000 <sup>54-46</sup>	26.000 <sup>54-46</sup>
INFORMATION AND ASSISTANCE SPECIALIST	P 5A	0.000	1.000	1.000	1.000
DIVISION ADMINISTRATOR/ADULT COMMUNITY SERVICES	M 16	1.000	1.000	1.000	1.000
AGING AND DISABILITY RESOURCE CENTER MANAGER	M 12	1.000 <sup>54-46</sup>	1.000 <sup>54-46</sup>	1.000 <sup>54-46</sup>	1.000 <sup>54-46</sup>
AREA AGENCY ON AGING MANAGER	M 12	1.000	1.000	1.000	1.000
COMMUNITY SERVICES MANAGER	M 12	4.000	4.000	4.000	4.000
BEHAVIORAL HEALTH RESOURCE CENTER SUPERVISOR	M 11	0.000	1.000	1.000	1.000
DEVELOPMENTAL DISABILITIES PROGRAM SUPERVISOR	M 11	1.000	1.000	1.000	1.000
INFORMATION AND ASSISTANCE SUPERVISOR	M 11	3.000 <sup>54-46</sup>	3.000 <sup>54-46</sup>	3.000 <sup>54-46</sup>	3.000 <sup>54-46</sup>
LONG TERM SUPPORT SUPV	M 11	1.000	1.000	1.000	1.000
SOCIAL WORK SUPERVISOR	M 11	2.000	2.000	2.000	2.000
AGING AND DISABILITY RESOURCE CTR PROG SPECIALIST	M 10	1.000 <sup>54-46</sup>	1.000 <sup>54-46</sup>	1.000 <sup>54-46</sup>	1.000 <sup>54-46</sup>
BEHAVIORAL HEALTH PROGRAM SPECIALIST	M 10	2.000	2.000	2.000	2.000
COMPREHENSIVE COMMUNITY SERVICES PROGRAM SPECIALI	M 10	1.000	1.000	1.000	1.000
DEVELOPMENTAL DISABILITIES PROGRAM SPECIALIST	M 10	1.000	1.000	1.000	1.000
PROGRAM SPECIALIST/AGING	M 10	1.000	1.000	1.000	1.000
TRANSPORTATION COORDINATOR	M 10	1.000	1.000	1.000	1.000
BEHAVIORAL HEALTH PROGRAM SPECIALIST	P 10	3.000	3.000	3.000	3.000
DEVELOPMENTAL DISABILITIES PROGRAM SPECIALIST	P 10	1.000	1.000	1.000	1.000
PROGRAM SPECIALIST	P 10	0.000	0.000	1.000	1.000
PROGRAM SPECIALIST/AGING	P 10	1.000	1.000	1.000	1.000

COUNTY OF DANE  
BUDGETED POSITIONS

CLASSIFICATION TITLE	RANGE	2019	2020	2021	
				REQUEST	RECOMM'D
<b><u>HUMAN SERVICES DEPARTMENT, continued</u></b>					
<u>ADULT COMMUNITY SERVICES</u>					
AODA PROGRAM SPECIALIST	P 10	0.200	0.000	0.000	0.000
CAREGIVER SPECIALIST	P 07	0.000	1.000 <sup>54-79</sup>	1.000	1.000
OFFICE SUPERVISOR	M 06-08	0.500	0.500	0.500	0.500
MOBILITY PROGRAM SPECIALIST	P 05	1.000	1.000	1.000	1.000
LEAD SOCIAL WORKER	SW21	0.000	1.000	2.000	2.000
BEHAVIORAL HEALTH RESOURCE SPECIALIST	SW20	1.000	7.000	7.000	7.000
BEHAVIORAL HEALTH RESOURCE SPECIALIST	SW20	0.000	1.000	1.000 <sup>54-87</sup>	1.000 <sup>54-87</sup>
ACCOUNTING ASSISTANT	G 18	0.000	1.000	0.000	0.000
LEAD REPRESENTATIVE PAYEE	G 17	1.000	1.000	1.000	1.000
SOCIAL WORKER/SENIOR SOCIAL WORKER	SW16-18-20	35.500	36.300	41.300	41.300
SOCIAL WORKER/SENIOR SOCIAL WORKER	SW16-18-20	2.000 <sup>54-77</sup>	2.000	2.000	2.000
CASE MANAGER	SW16-18	3.000	2.000	2.000	2.000
QUALITY ASSURANCE SPECIALIST	SW16-18	1.000	4.000	4.000	4.000
ADMINISTRATIVE ASSISTANT I	G 16	1.000	1.000	1.000	1.000
REPRESENTATIVE PAYEE SPECIALIST	G 15	2.000	2.000	2.000	2.000
ACCOUNT CLERK II	G 14	3.800	3.800	2.000	2.000
SOCIAL SERVICE SPECIALIST	G 14	1.000	0.500	0.500	0.500
CLERK III	G 13	0.000 <sup>54-46</sup>	1.000 <sup>54-46</sup>	1.000 <sup>54-46</sup>	1.000 <sup>54-46</sup>
CLERK III	G 13	2.000	3.500	3.500	3.500
CLERK TYPIST III	G 13	2.500	0.000	0.000	0.000
CLERK TYPIST III	G 13	1.000 <sup>54-46</sup>	0.000 <sup>54-46</sup>	0.000 <sup>54-46</sup>	0.000 <sup>54-46</sup>
JANITOR	G 09	0.500 <sup>54-46</sup>	0.500 <sup>54-46</sup>	0.000 <sup>54-46</sup>	0.000 <sup>54-46</sup>
CLERK I-II	G 07-10	2.600	2.500	2.500	2.500
CLERK I-II	G 07-10	2.000 <sup>54-46</sup>	2.000 <sup>54-46</sup>	2.000 <sup>54-46</sup>	2.000 <sup>54-46</sup>
CLERK TYPIST I-II	G 07-10	1.100	0.000	0.000	0.000
<b>ADULT COMMUNITY SERVICES SUBTOTAL</b>		<b>130.300</b>	<b>142.600</b>	<b>146.300</b>	<b>146.300</b>
<u>BADGER PRAIRIE HCC ADMINISTRATION</u>					
BADGER PRAIRIE HEALTH CARE CENTER ADMINISTRATOR	M 16	1.000	1.000	1.000	1.000
BADGER PRAIRIE HEALTH CARE CENTER BUSINESS MANAGER	M 11	1.000	1.000	1.000	1.000
CLINICAL EQUIPMENT AND SUPPLIES COORDINATOR	M 08	1.000	1.000	1.000	1.000

COUNTY OF DANE  
BUDGETED POSITIONS

2021
------

CLASSIFICATION TITLE	RANGE	2019	2020	REQUEST	RECOMM'D
<b><u>HUMAN SERVICES DEPARTMENT, continued</u></b>					
<b><u>BADGER PRAIRIE HCC ADMINISTRATION</u></b>					
ADMINISTRATIVE SERVICES SUPERVISOR	M 06-08	1.000	1.000	1.000	1.000
ACCOUNTING ASSISTANT	G 18	1.000	1.000	1.000	1.000
ACCOUNT CLERK III	G 16	1.000	1.000	1.000	1.000
ACCOUNT CLERK II	G 14	1.000	1.000	1.000	1.000
CLERK I-II	G 07-10	0.000	2.000	2.000	2.000
CLERK TYPIST I-II	G 07-10	2.000	0.000	0.000	0.000
<b>BADGER PRAIRIE HCC ADMINISTRATION SUBTOTAL</b>		<b>9.000</b>	<b>9.000</b>	<b>9.000</b>	<b>9.000</b>
<b><u>BADGER PRAIRIE HEALTH CARE CENTER</u></b>					
DIRECTOR OF NURSING	M 12	1.000	1.000	1.000	1.000
ACTIVITY AND VOLUNTEER SUPERVISOR	M 11	1.000	1.000	1.000	1.000
SOCIAL SERVICES SUPERVISOR	M 11	1.000	1.000	1.000	1.000
SUPERVISING NURSE	M 11	3.800	3.800	3.800	3.800
CLINICAL CARE COORDINATOR	N 19	4.000	4.000	4.000	4.000
REGISTERED DIETICIAN	N 18A	1.000	1.000	1.000	1.000
REGISTERED NURSE-BPHCC	N 18A	18.400	19.200	19.200	19.200
RESIDENT MEDICAL SERVICE COORDINATOR	G 19	1.000	1.000	1.000	1.000
LICENSED PRACTICAL NURSE	G 18	6.900	6.100	6.100	6.100
MEDICAL CODING AND HEALTH INFORMATION SPECIALIST	G 18	0.000	1.000	1.000	1.000
SOCIAL WORKER/SENIOR SOCIAL WORKER	SW16-18-20	4.000	4.000	4.000	4.000
RECREATION THERAPIST	SW16-18	5.000	5.000	5.000	5.000
SCHEDULING CLERK II	G 14	3.000	2.000	2.000	2.000
SCHEDULING CLERK I	G 13	0.300	1.300	1.300	1.300
HEALTH INFORMATION AND CODING TECHNICIAN	G 13	1.000	0.000	0.000	0.000
CERTIFIED NURSING ASSISTANT	G 12	96.000	96.000	96.000	96.000
COSMETOLOGIST	G 12	0.600	0.600	0.600	0.600
DRIVER-CERTIFIED NURSING ASSISTANT	G 12	1.000	1.000	1.000	1.000
ACTIVITY ASSISTANT	G 11	0.500	0.500	0.500	0.500
EQUIPMENT & INVENTORY TECHNICIAN	G 10	1.000	1.000	1.000	1.000
LAUNDRY WORKER	G 07	1.000	1.000	1.000	1.000
LAUNDRY WORKER	G 07	0.300	0.300	0.300 <sup>54-87</sup>	0.300 <sup>54-87</sup>

COUNTY OF DANE  
BUDGETED POSITIONS

CLASSIFICATION TITLE	RANGE	2019	2020	2021	
				REQUEST	RECOMM'D
<b><u>HUMAN SERVICES DEPARTMENT, continued</u></b>					
<u>BADGER PRAIRIE HEALTH CARE CENTER</u>					
<b>BADGER PRAIRIE HEALTH CARE CENTER SUBTOTAL</b>		<b>151.800</b>	<b>151.800</b>	<b>151.800</b>	<b>151.800</b>
<u>ECONOMIC ASSISTANCE &amp; WORK SERVICES</u>					
DIVISION ADMINISTRATOR/ECON ASSISTANCE & WORK SERV	M 16	1.000	1.000	1.000	1.000
ASSOC EAWS DIV MGR/OPER	M 12	1.000	1.000	1.000	1.000
COMMUNICATIONS AND HOMELESS SERVICES MANAGER	M 12	1.000	0.000 <sup>54-84</sup>	0.000	0.000
ECONOMIC SUPPORT SUPERVISOR	M 11	9.000	9.000	9.000	9.000
ECONOMIC SUPPORT SUPERVISOR PROJECT	M 11	0.750 <sup>54-44</sup>	0.750 <sup>54-44</sup>	0.750 <sup>54-44</sup>	0.750 <sup>54-44</sup>
ECONOMIC SUPPORT SUPERVISOR	M 11	1.000	1.000	1.000	1.000
ADMINISTRATIVE MANAGER	M 10	1.000	1.000	1.000	1.000
HUMAN SERVICES PROGRAM SPECIALIST	P 05	1.000 <sup>54-61</sup>	1.000 <sup>54-61</sup>	1.000 <sup>54-61</sup>	1.000 <sup>54-61</sup>
LEAD ECONOMIC SUPPORT SPECIALIST	G 19	0.000	14.000	14.000	14.000
ECONOMIC ASSISTANCE STAFF SPECIALIST	G 17	1.000	0.000	0.000	0.000
LEAD ECONOMIC SUPPORT SPECIALIST	G 17	13.000	0.000	0.000	0.000
CLERK IV	G 15	1.000	1.000	1.000	1.000
ECONOMIC SUPPORT SPECIALIST	G 15	1.000 <sup>54-78</sup>	1.000	1.000	1.000
ECONOMIC SUPPORT SPECIALIST	G 15	89.000	89.750	89.750	89.750
ECONOMIC SUPPORT SPECIALIST	G 15	1.000	1.000	1.000 <sup>54-87</sup>	1.000 <sup>54-87</sup>
ECONOMIC SUPPORT SPECIALIST	G 15	1.000 <sup>54-76</sup>	1.000 <sup>54-76</sup>	1.000 <sup>54-76</sup>	1.000 <sup>54-76</sup>
CLERK III	G 13	1.000	1.000	1.000	1.000
CLERK I-II	G 07-10	3.000	9.000	9.000	9.000
CLERK TYPIST I-II	G 07-10	6.000	0.000	0.000	0.000
<b>ECONOMIC ASSISTANCE &amp; WORK SERVICES SUBTOTAL</b>		<b>132.750</b>	<b>132.500</b>	<b>132.500</b>	<b>132.500</b>
<u>PREVENTION &amp; EARLY INTERVENTION</u>					
DIVISION ADMINISTRATOR OF PREVENTION & EARLY INTER	M 16	0.000	1.000	1.000	1.000
PREVENTION & EARLY INTERVENTION ADMINISTRATOR	M 16	0.000	0.000	0.000	0.000
CYF HUMAN SERVICES MANAGER	M 12	0.000	3.000	0.000	0.000
PEI HUMAN SERVICES MANAGER	M 12	0.000	0.000	3.000	3.000
SOCIAL WORK SUPERVISOR	M 11	0.000	4.800	4.800	4.800
AMERICORPS COORDINATOR	P 07	0.000 <sup>54-62</sup>	1.000 <sup>54-62</sup>	1.000 <sup>54-62</sup>	1.000 <sup>54-62</sup>
HUMAN SERVICES COMMUNITY PROGRAMS COORDINATOR	P 07	0.000	1.000	1.000	1.000

**COUNTY OF DANE  
BUDGETED POSITIONS**

<b>2021</b>
-------------

<b>CLASSIFICATION TITLE</b>	<b>RANGE</b>	<b>2019</b>	<b>2020</b>	<b>REQUEST</b>	<b>RECOMM'D</b>
<b><u>HUMAN SERVICES DEPARTMENT, continued</u></b>					
<b><u>PREVENTION &amp; EARLY INTERVENTION</u></b>					
LEAD SOCIAL WORKER	SW21	0.000	0.000	1.000	1.000
COMMUNITY COURT COORDINATOR	SW20	0.000	1.000	1.000	1.000
SOCIAL WORKER/SENIOR SOCIAL WORKER	SW16-18-20	0.000	40.250	40.250	40.250
SOCIAL WORKER/SENIOR SOCIAL WORKER	SW16-18-20	0.000	1.000	1.000 <sup>54-87</sup>	1.000 <sup>54-87</sup>
PROGRAM LEADER	SW16-18	0.000	1.000 <sup>54-86</sup>	1.000	1.000
PROGRAM LEADER	SW16-18	0.000	1.000	2.000	2.000
SOCIAL SERVICE SPECIALIST	G 14	0.000	1.000	1.000	1.000
CLERK III	G 13	0.000	1.000	1.000	1.000
CLERK TYPIST III	G 13	0.000	0.000	0.000	0.000
CLERK TYPIST I-II	G 07-10	0.000	0.000	0.000	0.000
CLERK I-II	G 07-10	0.000	2.000	2.000	2.000
<b>PREVENTION &amp; EARLY INTERVENTION SUBTOTAL</b>		<b>0.000</b>	<b>59.050</b>	<b>61.050</b>	<b>61.050</b>
<b><u>HOUSING ACCESS &amp; AFFORDABILITY</u></b>					
DIVISION ADMINISTRATOR OF HOUSING ACCESS & AFFORD	M 16	0.000	1.000 <sup>54-84</sup>	1.000	1.000
DIRECTOR OF HOUSING ACCESS & AFFORDABILITY	M 16	0.000	0.000 <sup>54-84</sup>	0.000	0.000
DIRECTOR OF ECONOMIC AND WORKFORCE DEVELOPMENT	M 12	0.000	1.000 <sup>54-83</sup>	1.000 <sup>54-87</sup>	1.000 <sup>54-87</sup>
CDBG/RLF ADMINISTRATIVE SPECIALIST	P 11	0.000	1.000 <sup>54-82</sup>	1.000 <sup>54-82</sup>	1.000 <sup>54-82</sup>
COMMUNITY DEVELOPMENT BLOCK GRANT PROGRAM SPECIA	P 10	0.000	2.000 <sup>54-81</sup>	2.000 <sup>54-81</sup>	2.000 <sup>54-81</sup>
HOUSING PROGRAM SPECIALIST	P 10	0.000	1.000 <sup>54-85</sup>	1.000	1.000
<b>HOUSING ACCESS &amp; AFFORDABILITY SUBTOTAL</b>		<b>0.000</b>	<b>6.000</b>	<b>6.000</b>	<b>6.000</b>
<b>HUMAN SERVICES DEPARTMENT TOTAL</b>		<b>683.500</b>	<b>710.650</b>	<b>719.650</b>	<b>719.650</b>

**JUVENILE COURT PROGRAM**

**ADMINISTRATION & RECEPTION CENTER**

JUVENILE COURT ADMINISTRATOR	MC	1.000 <sup>51-01</sup>	1.000 <sup>51-01</sup>	1.000	1.000
COMMUNITY PROGRAM MANAGER	M 11	1.000	1.000	1.000	1.000
JUVENILE COURT COUNSELOR II	SW16-18-20	1.000	1.000	1.000	1.000
JUVENILE COURT/SENIOR JUVENILE COURT COUNSELOR	SW16-18-20	4.200	4.200	4.200	4.200
CLERK III	G 13	1.000	1.000	1.000	1.000
CLERK I-II	G 07-10	0.000	1.000	1.000	1.000

COUNTY OF DANE  
BUDGETED POSITIONS

CLASSIFICATION TITLE	RANGE	2019	2020	2021	
				REQUEST	RECOMM'D
<b><u>JUVENILE COURT PROGRAM, continued</u></b>					
<u>ADMINISTRATION &amp; RECEPTION CENTER</u>					
CLERK TYPIST I-II	G 07-10	1.000	0.000	0.000	0.000
<b>ADMINISTRATION &amp; RECEPTION CENTER SUBTOTAL</b>		<b>9.200</b>	<b>9.200</b>	<b>9.200</b>	<b>9.200</b>
<u>HOME DETENTION</u>					
JUVENILE COURT WORKER	G 16	3.000	3.000	3.000	3.000
<b>HOME DETENTION SUBTOTAL</b>		<b>3.000</b>	<b>3.000</b>	<b>3.000</b>	<b>3.000</b>
<u>DETENTION</u>					
JUVENILE DETENTION SUPERINTENDENT	M 11	1.000	1.000	1.000	1.000
LEAD JUVENILE COURT WORKER	G 18	2.000	2.000	2.000	2.000
JUVENILE COURT WORKER	G 16	10.500	10.500	10.500	10.500
<b>DETENTION SUBTOTAL</b>		<b>13.500</b>	<b>13.500</b>	<b>13.500</b>	<b>13.500</b>
<u>SHELTER HOME</u>					
JUVENILE COURT COUNSELOR II	SW16-18-20	1.000	1.000	1.000	1.000
JUVENILE COURT WORKER	G 16	8.000	8.000	8.000	8.000
<b>SHELTER HOME SUBTOTAL</b>		<b>9.000</b>	<b>9.000</b>	<b>9.000</b>	<b>9.000</b>
<b>JUVENILE COURT PROGRAM TOTAL</b>		<b>34.700</b>	<b>34.700</b>	<b>34.700</b>	<b>34.700</b>

**LAND & WATER RESOURCES**

ADMINISTRATION

DIRECTOR OF LAND AND WATER RESOURCES	MC	1.000 <sup>63-02</sup>	1.000 <sup>63-02</sup>	1.000 <sup>63-02</sup>	1.000 <sup>63-02</sup>
ASSISTANT DIRECTOR OF LAND & WATER RESOURCES	M 14	0.000	1.000 <sup>63-10</sup>	1.000	1.000
WATERSHED MANAGER	M 13	1.000	1.000	1.000	1.000
CONSERVATION GIS ANALYST	P 12	1.000	1.000	1.000	1.000
LAKES AND WATERSHED PROGRAM COORDINATOR	P 12	1.000	1.000	1.000	1.000
STORMWATER ENGINEER	P 12	1.000	1.000	0.000	0.000
REAL ESTATE COORDINATOR	P 10	1.000	1.000	1.000	1.000
ENVIRONMENTAL PLANNER	P 09	1.000	1.000	1.000	1.000
WATER QUALITY SPECIALIST	P 09	1.000	1.000	1.000 <sup>63-13</sup>	1.000 <sup>63-13</sup>
MARKETING AND OUTREACH COORDINATOR	P 09	1.000	0.000 <sup>63-11</sup>	0.000	0.000
LANDS MANAGER	P 08	1.000 <sup>63-04</sup>	1.000 <sup>63-04</sup>	1.000 <sup>63-04</sup>	1.000 <sup>63-04</sup>

COUNTY OF DANE  
BUDGETED POSITIONS

2021
------

CLASSIFICATION TITLE	RANGE	2019	2020	REQUEST	RECOMM'D
<b><u>LAND &amp; WATER RESOURCES, continued</u></b>					
<u>ADMINISTRATION</u>					
LAND & WATER YOUTH COORDINATOR	P 07	0.000	1.000	1.000 <sup>63-13</sup>	1.000 <sup>63-13</sup>
STRATEGIC ENGAGEMENT COORDINATOR	P 07	0.000	1.000	1.000	1.000
CONSERVATION DATA MANAGEMENT SPECIALIST	P 05-06	1.000 <sup>63-05</sup>	1.000 <sup>63-05</sup>	1.000 <sup>63-05</sup>	1.000 <sup>63-05</sup>
STRATEGIC ENGAGEMENT COORDINATOR	P 05	1.000	0.000	0.000	0.000
ACCOUNT CLERK II	G 14	1.000	1.000	1.000	1.000
CLERK III	G 13	1.000	2.000	2.000	2.000
CLERK TYPIST III	G 13	1.000	0.000	0.000	0.000
<b>ADMINISTRATION SUBTOTAL</b>		<b>15.000</b>	<b>16.000</b>	<b>15.000</b>	<b>15.000</b>
<u>PARK OPERATIONS</u>					
PARKS DIRECTOR	M 13	1.000	1.000	1.000	1.000
DEPUTY PARKS DIRECTOR	M 12	0.000	1.000 <sup>63-11</sup>	1.000	1.000
SENIOR LANDSCAPE ARCHITECT	M 12	1.000	1.000	1.000	1.000
PARKS OPERATIONS MANAGER	M 10	1.000	1.000	1.000	1.000
BOTANIST/NATURALIST	P 08	1.000	1.000	1.000	1.000
PARK FACILITY PLANNER	P 08	1.000	1.000	1.000	1.000
PARK PROPERTY PLANNER	P 08	1.000	1.000	1.000	1.000
ADULT CONSERVATION TEAM MANAGER	P 07	1.000	1.000	1.000	1.000
FORESTER SPECIALIST	P 07	1.000	1.000	1.000	1.000
LAND RESTORATION SPECIALIST	P 05-06	1.000	1.000	1.000	1.000
ARBORIST	P 05	0.000	1.000	1.000	1.000
LEAD PARK RANGER	G 18-F	1.000	1.000	1.000	1.000
PARK CREW LEADER	G 18-F	2.000	2.000	2.000	2.000
MECHANIC	G 16-F	2.000	2.000	2.000	2.000
MECHANICAL REPAIR WORKER	G 16-F	2.000	2.000	2.000	2.000
PARK RANGER	G 16	4.000	4.000	4.000	4.000
PARK MAINTENANCE TECHNICIAN	G 14-65	7.000	6.000	6.000	6.000
PARK LABORER	G 12-F	4.000	4.000	4.000	4.000
<b>PARK OPERATIONS SUBTOTAL</b>		<b>31.000</b>	<b>32.000</b>	<b>32.000</b>	<b>32.000</b>
<u>FRIENDS OF THE HERITAGE CENTER</u>					
LUSSIER FAMILY HERITAGE CENTER MANAGER	M 07	1.000	1.000	1.000	1.000

COUNTY OF DANE  
BUDGETED POSITIONS

CLASSIFICATION TITLE	RANGE	2019	2020	2021	
				REQUEST	RECOMM'D
<b><u>LAND &amp; WATER RESOURCES, continued</u></b>					
<u>FRIENDS OF THE HERITAGE CENTER</u>					
<b>FRIENDS OF THE HERITAGE CENTER SUBTOTAL</b>		<b>1.000</b>	<b>1.000</b>	<b>1.000</b>	<b>1.000</b>
<u>WATER RESOURCE ENGINEERING</u>					
ASSISTANT DIRECTOR OF LAND & WATER RESOURCES	M 14	1.000	0.000 <sup>63-10</sup>	0.000	0.000
WATER RESOURCE ENGINEERING DIVISION MANAGER	M 13	1.000	1.000	1.000	1.000
EROSION CONTROL ENGINEER	P 12	1.000	1.000	1.000	1.000
STORMWATER ENGINEER	P 12	0.000	0.000	1.000	1.000
CONSERVATION ENGINEER	P 11	1.000	1.000	1.000	1.000
URBAN EROSION CONTROL ANALYST	P 08	2.000	2.000	2.000	2.000
EROSION CONTROL SPECIALIST	P 05-06	3.000	3.000	3.000	3.000
STORMWATER EDUCATION COORDINATOR	P 05	0.500	0.600	0.600	0.600
<b>WATER RESOURCE ENGINEERING SUBTOTAL</b>		<b>9.500</b>	<b>8.600</b>	<b>9.600</b>	<b>9.600</b>
<u>CONSERVATION</u>					
COUNTY CONSERVATIONIST	M 13	1.000	1.000	1.000	1.000
AGRICULTURAL ENGINEER	P 12	0.000	1.000	1.000	1.000
CONSERVATION ENGINEER	P 11	1.000	0.000	0.000	0.000
DATA ANALYST	P 10	0.000	1.000	1.000	1.000
CONSERVATION SPECIALIST ADVANCED	P 09	0.000	2.000	2.000	2.000
SOIL AND WATER CONSERVATIONIST	M 08	3.000	0.000	0.000	0.000
CONSERVATION SPECIALIST II	P 08	0.000	3.000	3.000	3.000
CONSERVATION SPECIALIST II	P 08	0.000 <sup>63-03</sup>	2.000 <sup>63-03</sup>	2.000 <sup>63-03</sup>	2.000 <sup>63-03</sup>
CONSERVATION TECHNICIAN	P 08	1.000 <sup>63-09</sup>	1.000	1.000 <sup>63-13</sup>	1.000 <sup>63-13</sup>
CONSERVATION ANALYST	P 07	1.000	0.000	0.000	0.000
CONSERVATION SPECIALIST I	P 05-06	0.000 <sup>63-08</sup>	1.000 <sup>63-08</sup>	1.000 <sup>63-08</sup>	1.000 <sup>63-08</sup>
CONSERVATION SPECIALIST	P 05-06	2.000 <sup>63-03</sup>	0.000 <sup>63-03</sup>	0.000 <sup>63-03</sup>	0.000 <sup>63-03</sup>
CONSERVATION SPECIALIST	P 05-06	1.000 <sup>63-08</sup>	0.000 <sup>63-08</sup>	0.000 <sup>63-08</sup>	0.000 <sup>63-08</sup>
CONSERVATION SPECIALIST	P 05-06	2.000	0.000	0.000	0.000
<b>CONSERVATION SUBTOTAL</b>		<b>12.000</b>	<b>12.000</b>	<b>12.000</b>	<b>12.000</b>
<u>LAKE MANAGEMENT</u>					
LAKE MANAGEMENT AND PROJECT COORDINATOR	M 10	1.000	1.000	1.000	1.000
HYDROLOGIC TECHNICIAN	P 08	0.000	1.000 <sup>63-12</sup>	1.000 <sup>63-12</sup>	1.000 <sup>63-12</sup>



COUNTY OF DANE  
BUDGETED POSITIONS

2021
------

CLASSIFICATION TITLE	RANGE	2019	2020	REQUEST	RECOMM'D
----------------------	-------	------	------	---------	----------

**LAND & WATER RESOURCES, continued**

LAKE MANAGEMENT

LAKES MANAGEMENT CREW LEADER	G 18-F	1.000	1.000	1.000	1.000
LEAD DREDGE OPERATOR	G 18-F	0.000	1.000 <sup>63-12</sup>	1.000 <sup>63-12</sup>	1.000 <sup>63-12</sup>
MECHANIC	G 16-F	1.000	1.000	1.000	1.000
HEAVY EQUIPMENT OPERATOR	G 14-65	0.000	1.000 <sup>63-12</sup>	1.000 <sup>63-12</sup>	1.000 <sup>63-12</sup>
DREDGE LABORER	G 12-F	0.000	1.000 <sup>63-12</sup>	1.000 <sup>63-12</sup>	1.000 <sup>63-12</sup>
<b>LAKE MANAGEMENT SUBTOTAL</b>		<b>3.000</b>	<b>7.000</b>	<b>7.000</b>	<b>7.000</b>

<b>LAND &amp; WATER RESOURCES TOTAL</b>		<b>71.500</b>	<b>76.600</b>	<b>76.600</b>	<b>76.600</b>
---	--	---------------	---------------	---------------	---------------

**LAND INFORMATION OFFICE**

SYSTEMS ADMINISTRATOR III	P 13	1.000 <sup>86-01</sup>	1.000 <sup>86-01</sup>	1.000 <sup>86-01</sup>	1.000 <sup>86-01</sup>
SENIOR GIS ANALYST	P 12-13	2.000	2.000	2.000	2.000

<b>LAND INFORMATION OFFICE TOTAL</b>		<b>3.000</b>	<b>3.000</b>	<b>3.000</b>	<b>3.000</b>
--------------------------------------	--	--------------	--------------	--------------	--------------

**LIBRARY**

LIBRARY DIRECTOR	MC	1.000 <sup>68-01</sup>	1.000 <sup>68-01</sup>	1.000 <sup>68-01</sup>	1.000 <sup>68-01</sup>
LIBRARIAN	M 09	1.000	1.000	1.000	1.000
LIBRARY ASSISTANT	G 13	4.300	4.300	4.300	4.300
CLERK I-II	G 07-10	0.000	0.750	0.750	0.750
CLERK TYPIST I-II	G 07-10	0.750	0.000	0.000	0.000

<b>LIBRARY TOTAL</b>		<b>7.050</b>	<b>7.050</b>	<b>7.050</b>	<b>7.050</b>
----------------------	--	--------------	--------------	--------------	--------------

**MEDICAL EXAMINER**

MEDICAL EXAMINER AND FORENSIC PATHOLOGIST	MC	1.000 <sup>36-01</sup>	1.000	1.000	1.000
DEPUTY CHIEF MEDICAL EXAMINER	MC	1.000 <sup>36-02</sup>	1.000	1.000	1.000
DEPUTY MEDICAL EXAMINER	MC	1.000	1.000	1.000	1.000
DEPUTY MEDICAL EXAMINER	MC	1.000 <sup>36-04</sup>	1.000 <sup>36-04</sup>	1.000	1.000
DEPUTY MEDICAL EXAMINER	MC	1.000 <sup>36-07</sup>	1.000	1.000	1.000
DIRECTOR OF OPERATIONS MEDICAL EXAMINER	M 16	1.000	1.000	1.000	1.000
DEPUTY DIRECTOR OF OPERATIONS	M 14	1.000	1.000	1.000	1.000
CHIEF OF INVESTIGATIONS	M 12	1.000	1.000	1.000	1.000

**COUNTY OF DANE  
BUDGETED POSITIONS**

CLASSIFICATION TITLE	RANGE	2019	2020	2021	
				REQUEST	RECOMM'D
<b><u>MEDICAL EXAMINER, continued</u></b>					
LEAD MEDICOLEGAL INVESTIGATOR	P 11	1.000	1.000	1.000	1.000
MEDICOLEGAL INVESTIGATOR	P 10	8.000	8.000	8.000	8.000
MORGUE TECHNICIAN	P 07	2.000	2.000	2.000	2.000
ADMINISTRATIVE ASSISTANT I	G 16	1.000	1.000	1.000	1.000
CLERK I-II	G 07-10	0.000	1.000	1.000	1.000
CLERK TYPIST I-II	G 07-10	1.000	0.000	0.000	0.000
<b>MEDICAL EXAMINER TOTAL</b>		<b>21.000</b>	<b>21.000</b>	<b>21.000</b>	<b>21.000</b>
<b><u>OFFICE FOR EQUITY &amp; INCLUSION</u></b>					
DIRECTOR OF THE OFFICE FOR EQUITY & INCLUSION	MC	1.000 <sup>10-03</sup>	1.000 <sup>10-03</sup>	1.000	1.000
MANAGER OF EQUAL EMPLOYMENT OPPORTUNITY	M 13	1.000	1.000	1.000	1.000
MANAGER OF POLICY AND PROGRAM IMPROVEMENT	M 13	1.000	1.000	1.000	1.000
ADA COORDINATOR	P 11	0.500	0.500	0.500	0.500
CONTRACT COMPLIANCE SPECIALIST	P 08	1.000	1.000	1.000	1.000
DIVERSITY RECRUITMENT SPECIALIST	P 08	1.000	1.000	1.000	1.000
CLERK III	G 13	1.000	1.000	1.000	1.000
<b>OFFICE FOR EQUITY &amp; INCLUSION TOTAL</b>		<b>6.500</b>	<b>6.500</b>	<b>6.500</b>	<b>6.500</b>
<b><u>PLANNING &amp; DEVELOPMENT</u></b>					
<b><u>RECORDS AND SUPPORT</u></b>					
PLANNING & DEV DIRECTOR	MC	1.000 <sup>60-03</sup>	1.000	1.000	1.000
LAND RECORDS ADMINISTRATOR	M 12	1.000	1.000	1.000	1.000
COUNTY SURVEYOR	P 10	1.000	1.000	1.000	1.000
LAND RECORDS REVIEW ANALYST	P 08	2.000	2.000	2.000	2.000
GIS SPECIALIST	P 05-09	1.000	1.000	1.000	1.000
CLERK IV	G 15	0.500	0.500	0.500	0.500
LAND RECORDS SPECIALIST	G 15	1.000	1.000	1.000	1.000
CLERK III	G 13	0.750	0.750	0.375	0.375
LAND RECORDS TECHNICIAN	G 13	1.000	1.000	1.000	1.000
<b>RECORDS AND SUPPORT SUBTOTAL</b>		<b>9.250</b>	<b>9.250</b>	<b>8.875</b>	<b>8.875</b>

COUNTY OF DANE  
BUDGETED POSITIONS

2021
------

CLASSIFICATION TITLE	RANGE	2019	2020	REQUEST	RECOMM'D
----------------------	-------	------	------	---------	----------

**PLANNING & DEVELOPMENT, continued**

PLANNING DIVISION

SENIOR PLANNER	P 11	5.000	5.000	5.000	5.000
<b>PLANNING DIVISION SUBTOTAL</b>		<b>5.000</b>	<b>5.000</b>	<b>5.000</b>	<b>5.000</b>

ZONING & PLAT REVIEW

ZONING ADMINISTRATOR	M 12	1.000	1.000	1.000	1.000
ASSISTANT ZONING ADMINISTRATOR	P 08	2.000	2.000	2.000	2.000
ZONING INSPECTOR	P 05-06	4.000	4.000	4.000	4.000
CLERK IV	G 15	0.500	0.500	0.500	0.500
CLERK III	G 13	0.250	0.250	0.125	0.125
<b>ZONING &amp; PLAT REVIEW SUBTOTAL</b>		<b>7.750</b>	<b>7.750</b>	<b>7.625</b>	<b>7.625</b>

<b>PLANNING &amp; DEVELOPMENT TOTAL</b>		<b>22.000</b>	<b>22.000</b>	<b>21.500</b>	<b>21.500</b>
---	--	---------------	---------------	---------------	---------------

**PUBLIC SAFETY COMMUNICATIONS**

DIRECTOR OF PUBLIC SAFETY COMMUNICATIONS	MC	1.000 <sup>45-01</sup>	1.000	1.000	1.000
PUBLIC SAFETY COMM SUPPORT SERV & TECH OPER MGR	M 13	1.000	1.000	1.000	1.000
PUBLIC SAFETY COMMUNICATIONS OPERATIONS MGR	M 13	1.000	1.000	1.000	1.000
PUBLIC SAFETY COMMUNICATIONS TECHNICAL SERVICES MG	M 13	1.000	1.000	1.000	1.000
COMMUNICATIONS SUPERVISOR	M 11	8.000	8.000	8.000	8.000
COMMUNICATIONS SUPERVISOR	M 11	1.000 <sup>45-02</sup>	1.000 <sup>45-02</sup>	1.000	1.000
PUBLIC SAFETY INFORMATION TECHN SPECIALIST II	P 11	3.000	4.000	4.000	4.000
PUBLIC SAFETY INFORMATION TECHNOLOGY SPECIALIST I	P 09	1.000	0.000	0.000	0.000
RADIO SYSTEMS ADMINISTRATOR	P 08	1.000 <sup>45-03</sup>	1.000 <sup>45-03</sup>	1.000 <sup>45-03</sup>	1.000 <sup>45-03</sup>
COMMUNICATOR	G 16	67.500	67.500	67.500	67.500
COMMUNICATOR	G 16	2.000 <sup>45-06</sup>	2.000 <sup>45-06</sup>	2.000 <sup>45-06</sup>	2.000 <sup>45-06</sup>
COMMUNICATOR	G 16	4.000 <sup>45-04</sup>	2.000 <sup>45-04</sup>	2.000 <sup>45-04</sup>	2.000 <sup>45-04</sup>
COMMUNICATOR	G 16	1.000 <sup>45-07</sup>	1.000 <sup>45-07</sup>	1.000 <sup>45-07</sup>	1.000 <sup>45-07</sup>
COMMUNICATOR	G 16	2.000 <sup>45-05</sup>	0.000 <sup>45-05</sup>	0.000 <sup>45-05</sup>	0.000 <sup>45-05</sup>
CLERK IV	G 15	1.000	1.000	1.000	1.000
CLERK I-II	G 07-10	0.600	0.600	0.600	0.600

<b>PUBLIC SAFETY COMMUNICATIONS TOTAL</b>		<b>96.100</b>	<b>92.100</b>	<b>92.100</b>	<b>92.100</b>
---	--	---------------	---------------	---------------	---------------

COUNTY OF DANE  
BUDGETED POSITIONS

CLASSIFICATION TITLE	RANGE	2019	2020	2021	
				REQUEST	RECOMM'D
<b><u>PUBLIC WORKS, HIGHWAY &amp; TRANSPORTATION</u></b>					
<u>HIGHWAY &amp; TRANSPORTATION</u>					
COMMISSIONER/DIR OF PUBLIC WORKS,HWY&TRANSPORTATI	MC	1.000 <sup>71-02</sup>	1.000	1.000	1.000
ASSISTANT HIGHWAY & TRANSPORTATION COMR	M 14	1.000	1.000	1.000	1.000
HIGHWAY ENGINEER	M 13	2.000	2.000	2.000	2.000
HIGHWAY ENGINEER	M 13	1.000 <sup>71-01</sup>	1.000	1.000	1.000
BUSINESS AND ACCOUNTING MANAGER	M 12	1.000	1.000	1.000	1.000
OPERATIONS MANAGER HIGHWAY	M 12	1.000	1.000	1.000	1.000
ASSISTANT MAINTENANCE SUPERINTENDANT	M 10	3.000	3.000	3.000	3.000
ASSOCIATE HIGHWAY ENGINEER	M 10	1.000	1.000	1.000	1.000
SHOP SUPERVISOR	M 10	1.000	1.000	1.000	1.000
ASSOCIATE ENGINEERING TEC	M 08	1.000	1.000	1.000	1.000
INFORMATION TECHNOLOGY SPECIALIST I	P 08	1.000	1.000	1.000	1.000
HEAVY EQUIPMENT MACHINIST	F 18	1.000	1.000	1.000	1.000
HIGHWAY CREW LEADER	F 18	7.000	7.000	7.000	7.000
ACCOUNTING ASSISTANT	G 18	1.000	1.000	1.000	1.000
BODY REPAIR WORKER	F 16	1.000	1.000	1.000	1.000
HIGHWAY STOCKROOM LEAD WORKER	F 16	1.000	1.000	1.000	1.000
MECHANIC	F 16	9.000	9.000	9.000	9.000
ACCOUNT CLERK III	G 16	1.000	1.000	1.000	1.000
SKILLED LABORER TRAINER	F 14	1.000	1.000	1.000	1.000
SKILLED LABORER-HIGHWAY	F 14	3.000 <sup>71-01</sup>	3.000	3.000	3.000
SKILLED LABORER-HIGHWAY	F 14	0.000 <sup>71-01</sup>	1.000 <sup>71-01</sup>	1.000	1.000
SKILLED LABORER-HIGHWAY	F 14	93.000	94.000	94.000	94.000
SKILLED LABORER-HIGHWAY	F 14	0.000 <sup>71-06</sup>	1.000 <sup>71-06</sup>	1.000	1.000
SKILLED LABORER-HIGHWAY	F 14	0.000 <sup>71-03</sup>	1.000 <sup>71-03</sup>	1.000	1.000
SKILLED LABORER-HIGHWAY	F 14	3.000 <sup>71-04</sup>	3.000	3.000	3.000
TIRE REPAIRER	F 14	1.000	1.000	1.000	1.000
LEAD SIGN TRUCK OPERATOR	F 14	1.000 <sup>71-06</sup>	0.000 <sup>71-06</sup>	0.000	0.000
ACCOUNT CLERK II	G 14	0.000	1.000	1.000	1.000
HIGHWAY STOCKROOM ASST	F 13	1.000 <sup>71-01</sup>	0.000 <sup>71-01</sup>	0.000	0.000
CLERK III	G 13	2.000	2.000	2.000	2.000

COUNTY OF DANE  
BUDGETED POSITIONS

2021

CLASSIFICATION TITLE	RANGE	2019	2020	REQUEST	RECOMM'D
<b><u>PUBLIC WORKS, HIGHWAY &amp; TRANSPORTATION, continued</u></b>					
<u>HIGHWAY &amp; TRANSPORTATION</u>					
UTILITY WORKER	F 11	1.000 <sup>71-03</sup>	0.000 <sup>71-03</sup>	0.000	0.000
ACCOUNT CLERK I	G 11	1.000	0.000	0.000	0.000
<b>HIGHWAY &amp; TRANSPORTATION SUBTOTAL</b>		<b>142.000</b>	<b>143.000</b>	<b>143.000</b>	<b>143.000</b>
<u>PUBLIC WORKS ENGINEERING</u>					
DEPUTY PUBLIC WORKS DIRECTOR	M 14	1.000	1.000	1.000	1.000
PROJECT ENGINEER MANAGER	P 12	0.000	1.000 <sup>71-08</sup>	1.000	1.000
PROJECT ENGINEER MANAGER	P 12	3.000	3.000	3.000	3.000
DRAFTSPERSON	G 14	1.000	1.000	1.000	1.000
<b>PUBLIC WORKS ENGINEERING SUBTOTAL</b>		<b>5.000</b>	<b>6.000</b>	<b>6.000</b>	<b>6.000</b>
<u>PARKING RAMP</u>					
PARKING RAMP CREW LEADER	F 18	1.000	1.000	1.000	1.000
PARKING FACILITY WORKER	F 11	1.000	1.000	1.000	1.000
<b>PARKING RAMP SUBTOTAL</b>		<b>2.000</b>	<b>2.000</b>	<b>2.000</b>	<b>2.000</b>
<b>PUBLIC WORKS, HIGHWAY &amp; TRANSPORTATION TOTAL</b>		<b>149.000</b>	<b>151.000</b>	<b>151.000</b>	<b>151.000</b>

**REGISTER OF DEEDS**

REGISTER OF DEEDS	ME	1.000 <sup>24-01</sup>	1.000 <sup>24-01</sup>	1.000 <sup>24-01</sup>	1.000 <sup>24-01</sup>
DEPUTY REGISTER OF DEEDS	M 11	1.000	1.000	1.000	1.000
LEAD VITAL RECORDS CLERK	G 16	1.000	1.000	1.000	1.000
REAL ESTATE SPECIALIST	G 15	4.000	4.000	4.000	4.000
REGISTER OF DEEDS CLERK	G 13	8.800	8.800	7.800	7.800
REGISTER OF DEEDS CLERK	G 13	0.550 <sup>24-03</sup>	0.550 <sup>24-03</sup>	0.550 <sup>24-03</sup>	0.550 <sup>24-03</sup>
<b>REGISTER OF DEEDS TOTAL</b>		<b>16.350</b>	<b>16.350</b>	<b>15.350</b>	<b>15.350</b>

**SHERIFF**

SHERIFF	ME	1.000 <sup>42-01</sup>	1.000 <sup>42-01</sup>	1.000 <sup>42-01</sup>	1.000 <sup>42-01</sup>
CHIEF DEPUTY SHERIFF	M 17	1.000	1.000	1.000	1.000
CAPTAIN	M 16	4.000	4.000	4.000	4.000
LIEUTENANT	O 19	16.000	16.000	16.000	16.000

**COUNTY OF DANE  
BUDGETED POSITIONS**

CLASSIFICATION TITLE	RANGE	2019	2020	2021	
				REQUEST	RECOMM'D
<b><u>SHERIFF, continued</u></b>					
SERGEANT	O 17	30.000	33.000	33.000	33.000
SYSTEMS COORDINATOR	P 12	1.000	1.000	1.000	1.000
JAIL POPULATION MANAGER	M 11	0.000	1.000 <sup>42-27</sup>	1.000	1.000
BUDGET AND CONTRACT ANALYST	P 11	1.000	1.000	1.000	1.000
ADMINISTRATIVE MANAGER	M 10	4.000	4.000	4.000	4.000
CRIME ANALYST	P 09	1.000	1.000	1.000	1.000
EVIDENCE COORDINATOR	P 08	1.000	1.000	1.000	1.000
FLEET AND ASSET COORDINATOR	P 08	1.000	1.000	1.000	1.000
CLASSIFICATION AND HEARING SPECIALIST	P 07	5.500	5.500	5.500	5.500
RE-ENTRY COORDINATOR	P 07	1.000	1.000	1.000	1.000
VOLUNTEER SERVICES COORDINATOR	P 07	1.000	1.000	1.000	1.000
PUBLIC INFORMATION AND EDUCATION OFFICER	P 05	1.000	1.000	1.000	1.000
DEPUTY SHERIFF IV	L 17	30.000	30.000	30.000	30.000
DEPUTY SHERIFF III	L 16	17.000	18.000	18.000	18.000
DEPUTY SHERIFF I-II	L 15	320.000	320.000	320.000	320.000
DEPUTY SHERIFF I-II	L 15	2.000 <sup>42-07</sup>	2.000 <sup>42-07</sup>	2.000 <sup>42-07</sup>	2.000 <sup>42-07</sup>
DEPUTY SHERIFF I-II	L 15	4.000 <sup>42-09</sup>	4.000 <sup>42-09</sup>	4.000 <sup>42-09</sup>	4.000 <sup>42-09</sup>
DEPUTY SHERIFF I-II	L 15	1.000 <sup>42-02</sup>	1.000 <sup>42-02</sup>	1.000 <sup>42-02</sup>	1.000 <sup>42-02</sup>
DEPUTY SHERIFF I-II	L 15	4.000	4.000 <sup>42-28</sup>	4.000 <sup>42-28</sup>	4.000 <sup>42-28</sup>
DEPUTY SHERIFF I-II	L 15	1.000 <sup>42-03</sup>	1.000 <sup>42-03</sup>	1.000 <sup>42-03</sup>	1.000 <sup>42-03</sup>
DEPUTY SHERIFF I-II	L 15	2.000 <sup>42-04</sup>	2.000 <sup>42-04</sup>	2.000 <sup>42-04</sup>	2.000 <sup>42-04</sup>
DEPUTY SHERIFF I-II	L 15	1.000 <sup>42-05</sup>	1.000 <sup>42-05</sup>	1.000 <sup>42-05</sup>	1.000 <sup>42-05</sup>
DEPUTY SHERIFF I-II	L 15	1.000 <sup>42-06</sup>	1.000 <sup>42-06</sup>	1.000 <sup>42-06</sup>	1.000 <sup>42-06</sup>
DEPUTY SHERIFF I-II	L 15	1.000 <sup>42-11</sup>	1.000 <sup>42-11</sup>	1.000	1.000
DEPUTY SHERIFF I-II	L 15	3.000 <sup>42-12</sup>	3.000 <sup>42-12</sup>	3.000 <sup>42-12</sup>	3.000 <sup>42-12</sup>
DEPUTY SHERIFF I-II	L 15	1.000 <sup>42-13</sup>	1.000 <sup>42-13</sup>	1.000 <sup>42-13</sup>	1.000 <sup>42-13</sup>
DEPUTY SHERIFF I-II	L 15	2.000 <sup>42-16</sup>	2.000 <sup>42-16</sup>	2.000 <sup>42-16</sup>	2.000 <sup>42-16</sup>
DEPUTY SHERIFF I-II	L 15	1.000 <sup>42-25</sup>	1.000 <sup>42-25</sup>	1.000 <sup>42-25</sup>	1.000 <sup>42-25</sup>
DEPUTY SHERIFF I-II	L 15	5.000 <sup>42-18</sup>	5.000 <sup>42-18</sup>	5.000 <sup>42-18</sup>	5.000 <sup>42-18</sup>
DEPUTY SHERIFF I-II	L 15	1.000 <sup>42-17</sup>	1.000 <sup>42-17</sup>	1.000	1.000
DEPUTY SHERIFF I-II	L 15	1.000 <sup>42-10</sup>	1.000 <sup>42-10</sup>	1.000 <sup>42-10</sup>	1.000 <sup>42-10</sup>

**COUNTY OF DANE  
BUDGETED POSITIONS**

<b>2021</b>
-------------

<b>CLASSIFICATION TITLE</b>	<b>RANGE</b>	<b>2019</b>	<b>2020</b>	<b>REQUEST</b>	<b>RECOMM'D</b>
<b><u>SHERIFF, continued</u></b>					
DEPUTY SHERIFF I-II	L 15	3.000 <sup>42-19</sup>	3.000 <sup>42-19</sup>	3.000 <sup>42-19</sup>	3.000 <sup>42-19</sup>
DEPUTY SHERIFF I-II	L 15	10.000 <sup>42-08</sup>	10.000 <sup>42-08</sup>	10.000 <sup>42-08</sup>	10.000 <sup>42-08</sup>
DEPUTY SHERIFF I-II	L 15	1.000 <sup>42-23</sup>	1.000 <sup>42-23</sup>	1.000 <sup>42-23</sup>	1.000 <sup>42-23</sup>
PROGRAM MANAGER	SW21	0.500 <sup>42-20</sup>	0.500 <sup>42-20</sup>	0.500 <sup>42-20</sup>	0.500 <sup>42-20</sup>
ADMINISTRATIVE ASSISTANT II	G 17	1.000	1.000	1.000	1.000
SOCIAL WORKER/SENIOR SOCIAL WORKER	SW16-18-20	3.000	3.000	3.000	3.000
SOCIAL WORKER/SENIOR SOCIAL WORKER	SW16-18-20	0.000	1.000 <sup>42-27</sup>	1.000	1.000
FAMILY CONNECTIONS COORDINATOR	SW16-18	0.000	0.000 <sup>42-27</sup>	0.000	0.000
ACCOUNT CLERK III	G 16	2.000	2.000	2.000	2.000
ADMINISTRATIVE ASSISTANT I	G 16	0.500	0.500	0.500	0.500
CIVIL PROCESS COORDINATOR	G 16	1.000	1.000	1.000	1.000
RANGE REPAIR WORKER	G 16	1.000	1.000	1.000	1.000
CLERK IV	G 15	6.000	5.000	5.000	5.000
JAIL CLERK	G 15	15.000	15.000	15.000	15.000
ACCOUNT CLERK II	G 14	2.000	2.000	2.000	2.000
SCHEDULING CLERK II	G 14	2.000	2.000	2.000	2.000
CLERK III	G 13	3.000	13.500	13.500	13.500
SECURITY SUPPORT SPECIALIST	G 13	38.000	38.000	38.000	38.000
SECURITY SUPPORT SPECIALIST	G 13	1.000 <sup>42-14</sup>	1.000 <sup>42-14</sup>	1.000 <sup>42-14</sup>	1.000 <sup>42-14</sup>
SECURITY SUPPORT SPECIALIST	G 13	1.000 <sup>42-15</sup>	1.000 <sup>42-15</sup>	1.000 <sup>42-15</sup>	1.000 <sup>42-15</sup>
CLERK TYPIST III	G 13	9.500	0.000	0.000	0.000
LEAD WEAPONS SCREEN ATTND	G 08	0.000	1.000 <sup>42-26</sup>	1.000	1.000
CLERK I-II	G 07-10	4.000	7.000	7.000	7.000
CLERK TYPIST I-II	G 07-10	3.000	0.000	0.000	0.000
WEAPONS SCREENING ATTENDANT	G 03-06	0.000	4.500 <sup>42-26</sup>	4.500	4.500
<b>SHERIFF TOTAL</b>		<b>575.000</b>	<b>586.500</b>	<b>586.500</b>	<b>586.500</b>

**TREASURER**

COUNTY TREASURER	ME	1.000 <sup>18-01</sup>	1.000 <sup>18-01</sup>	1.000 <sup>18-01</sup>	1.000 <sup>18-01</sup>
DEPUTY TREASURER	M 11	1.000	1.000	1.000	1.000
ACCOUNT CLERK II	G 14	2.000	2.000	2.000	2.000

COUNTY OF DANE  
BUDGETED POSITIONS

CLASSIFICATION TITLE	RANGE	2019	2020	2021	
				REQUEST	RECOMM'D
<b><u>TREASURER, continued</u></b>					
REVENUE CLERK	G 13	1.000	1.000	1.000	1.000
<b>TREASURER TOTAL</b>		<b>5.000</b>	<b>5.000</b>	<b>5.000</b>	<b>5.000</b>
<b><u>VETERANS SERVICES</u></b>					
VETERANS SERVICE OFFICER	MC	1.000	1.000	1.000	1.000
ASSISTANT VETERANS SERVICE OFFICE SUPERVISOR	M 08	1.000	1.000	1.000	1.000
ASSISTANT VETERANS SERVICE OFFICER	G 18	2.500	2.500	2.500	2.500
ASSISTANT VETERANS SERVICE OFFICER CLERK III	G 18 G 13	0.500 1.000	0.500 1.000	0.500 <sup>57-02</sup> 1.000	0.500 <sup>57-02</sup> 1.000
<b>VETERANS SERVICES TOTAL</b>		<b>6.000</b>	<b>6.000</b>	<b>6.000</b>	<b>6.000</b>
<b><u>WASTE &amp; RENEWABLES</u></b>					
<b><u>ADMINISTRATION &amp; SPECIAL PROJECTS</u></b>					
DIRECTOR OF DEPARTMENT OF WASTE & RENEWABLES	MC	1.000	1.000	1.000	1.000
DEPUTY DIRECTOR OF DEPT OF WASTE & RENEWABLES	M 14	1.000	1.000	1.000	1.000
SPECIAL PROJECTS & MATERIALS MANAGER	P 12	1.000	1.000	1.000	1.000
SOLID WASTE ENGINEER	P 11	2.000	2.000	2.000	2.000
CLERK III	G 13	1.000	2.000	2.000	2.000
CLERK TYPIST III	G 13	1.000	0.000	0.000	0.000
<b>ADMINISTRATION &amp; SPECIAL PROJECTS SUBTOTAL</b>		<b>7.000</b>	<b>7.000</b>	<b>7.000</b>	<b>7.000</b>
<b><u>TRANSFER STATION</u></b>					
MECHANIC	F 16	0.400	0.400	0.400	0.400
<b>TRANSFER STATION SUBTOTAL</b>		<b>0.400</b>	<b>0.400</b>	<b>0.400</b>	<b>0.400</b>
<b><u>RODEFELD-SITE #2</u></b>					
OPERATIONS MANAGER - WASTE AND RENEWABLES	M 12	0.000	1.000	1.000	1.000
SOLID WASTE LANDFILL SUPERVISOR	M 10	1.000	0.000	0.000	0.000
MECHANIC	F 16	1.600	1.600	1.600	1.600
SKILLED LABORER LANDFILL	F 14	6.000	6.000	6.000	6.000
LANDFILL SCALE ATTENDANT	G 14	1.000	1.000	1.000	1.000
<b>RODEFELD-SITE #2 SUBTOTAL</b>		<b>9.600</b>	<b>9.600</b>	<b>9.600</b>	<b>9.600</b>



COUNTY OF DANE  
BUDGETED POSITIONS

2021
------

CLASSIFICATION TITLE	RANGE	2019	2020	REQUEST	RECOMM'D
<b><u>WASTE &amp; RENEWABLES, continued</u></b>					
<u>CLEANSWEEP</u>					
HAZARDOUS WASTE COORDINATOR	M 08	1.000	1.000	1.000	1.000
HAZARDOUS WASTE TECHNICIAN	G 11	1.000	1.000	1.000	1.000
<b>CLEANSWEEP SUBTOTAL</b>		<b>2.000</b>	<b>2.000</b>	<b>2.000</b>	<b>2.000</b>
<u>METHANE GAS OPERATIONS</u>					
BIOGAS ENGINEER	P 11	0.000	0.000	1.000 <sup>89-02</sup>	1.000 <sup>89-02</sup>
BIOGAS OPERATIONS COORDINATOR	P 10	0.000	1.000	1.000	1.000
BIOGAS COMPLIANCE OFFICER	P 10	1.000	0.000	0.000	0.000
BIOGAS TECHNICIAN	F 18	0.000	2.000	2.000	2.000
BIOGAS TECHNICIAN	F 18	0.000	0.000	1.000 <sup>89-03</sup>	1.000 <sup>89-03</sup>
MECHANIC(POWER GENERATION) LANDFILL	F 16	2.000	0.000	0.000	0.000
BIOGAS SPECIALIST	G 15	0.000	0.000	1.000	1.000
<b>METHANE GAS OPERATIONS SUBTOTAL</b>		<b>3.000</b>	<b>3.000</b>	<b>6.000</b>	<b>6.000</b>
<b>WASTE &amp; RENEWABLES TOTAL</b>		<b>22.000</b>	<b>22.000</b>	<b>25.000</b>	<b>25.000</b>
		<b>2,487.100</b>	<b>2,550.600</b>	<b>2,561.100</b>	<b>2,563.100</b>

**COUNTY OF DANE  
BUDGETED POSITIONS**

***SUMMARY OF POSITION FOOTNOTES:***

---

**ADMINISTRATION**

- 15-02 2012 BUDGET TRANSFERRED POSITION 1872 FROM LIO AND PROVIDED FUNDING FOR POSITION 1872 FROM THE TREASURER'S OFFICE.
- 15-03 2015 RES. 508 ADOPTED 4-7-16 AUTHORIZES EMPLOYMENT AGREEMENT
- 15-05 2018 RES-516 ABOLISHES FACILITIES PROJECT MANAGER POSITION 1986 AND CREATES PAINTER POSITION.
- 15-06 POSITION TRANSFERRED BETWEEN COST CENTERS.
- 15-07 WEAPONS SCREENING PROGRAM TRANSFERRED TO SHERIFF'S OFFICE 1/1/20.
- 15-08 POSITION IS AUTHORIZED 4/1/20.
- 15-09 POSITION IS AUTHORIZED 4/1/20.
- 15-10-REQ 2021 REQUEST UNFUNDS POSITIONS 177, 1987, 3141, 3233, 3234.

**AIRPORT**

- 83-03 2018 RES-472 ABOLISHES DEPUTY AIRPORT DIRECTOR POSITION 2503 AND CREATES EXECUTIVE DEPUTY AIRPORT DIRECTOR POSITION. 2018 RES-581 AUTHORIZES AN EMPLOYEE SERVICE AGREEMENT WITH A STARTING ANNUAL SALARY OF \$170,000.
- 83-04 2020 REQUEST UNFUNDS POSITION 2367.
- 83-05 2020 REQUEST ELIMINATES POSITION 2351.

**ALLIANT ENERGY CENTER**

- 92-01 RES. 190, 12-13, ADOPTED DECEMBER 6, 2012, AUTHORIZED A FIVE YEAR EMPLOYMENT CONTRACT ENDING DECEMBER 9, 2017. 2019 RES-586 CONFIRMS APPOINTMENT OF CENTER DIRECTOR AT AN ANNUAL SALARY OF \$145,000 SUBJECT TO ANY COST OF LIVING ADJUSTMENTS GRANTED TO UNREPRESENTED MANAGERIAL EMPLOYEES.
- 92-02 ORD. AMENDMENT 37, SUB 1, 2006-2007 (ADOPTED 5-17-07) GRANTS EMPLOYEES IN THESE POSITIONS THE OPTION TO ACCEPT APPOINTMENT AS CIVIL SERVICE POSITION OR AS A CONTRACT POSITION.

**BOARD OF HEALTH - MADISON/DANE**

- 53-01 POSITION AUTHORITY ONLY, NOT FUNDED: PUBLIC HEALTH NURSE POSITIONS 2656 (0.7 FTE); 2675 (0.2 FTE); 2680 (0.8 FTE), 2682 (0.3 FTE), 2683 (0.8 FTE), 2685 (0.5 FTE); 2827 (0.3 FTE); ENVIRONMENTAL HEALTH SPECIALIST 2142 (1.0 FTE); PUBLIC HEALTH SUPERVISOR 2773 (1.0 FTE); PREVENTION COORDINATOR 1401 (0.80 FTE); PRIVATE SEWAGE PROGRAM SPECIALIST 2465 (1.0 FTE); HEALTH EDUCATION COORDINATOR 1124 (0.1 FTE UNFUNDED), ADMINISTRATIVE ASSISTANT II 2782 (1.0 FTE); SANITARIAN II 2829 (0.5 FTE); PUBLIC HEALTH AIDE 1362 (0.7 FTE) AND DENTAL HEALTH COORDINATOR 2688 (0.6 FTE). 2016 BUDGET REQUEST: FUNDS 1.0 FTE (# 2465) PREVIOUSLY UNFUNDED AND RECLASSIFIED TO ENVIRONMENTAL HEALTH TECHNICIAN. 2016 BUDGET FUNDS .35 FTE (#1401) PREVIOUSLY UNFUNDED TO BE ADDED TO .65 FTE (# TBD) AND RECLASSIFIED TO PUBLIC HEALTH PLANNER. 2018 BUDGET FUNDS PREVIOUSLY UNFUNDED POSITION 2142, CONTINGENT UPON ADEQUATE ENVIRONMENTAL HEALTH FEE REVENUE TO SUPPORT THE POSITION. 2019 RES-047 RECLASSIFIES AND FUNDS 0.1 FTE OF POSITION 2675 AND COMBINES IT WITH POSITION 1124 AND ALSO FUNDS 0.1 FTE OF POSITION 1124 PREVIOUSLY UNFUNDED (POSITION 1124 IS 1.0 FTE FULLY FUNDED, POSITION 2675 IS REMAINING 0.1 FTE UNFUNDED). 2019 RES-048 RECLASSIFIES AND FUNDS 0.3 FTE OF POSITION 2827 AND TRANSFERS IT TO POSITION 2843 (POSITION 2827 HAS REMAINING 0.0 FTE AND IS ELIMINATED). 2019 RES-206 FUNDS AND RECLASSIFIES 0.1 FTE OF POSITION 2675 AND TRANSFERS IT TO POSITION 2674 (POSITION 2675 HAS REMAINING 0.0 FTE AND IS ELIMINATED). 2020 RES-147 FUNDS AND RECLASSIFIES 0.35 OF POSITION 2688 (0.25 REMAINS) AND TRANSFERS IT TO POSITION 2719 (INCREASES TO 1.0).

**COUNTY OF DANE  
BUDGETED POSITIONS**

**SUMMARY OF POSITION FOOTNOTES:**

---

**BOARD OF HEALTH - MADISON/DANE**

- 53-02 1.0 FTE PUBLIC HEALTH PREPAREDNESS COORDINATOR POSITION (#1275) FULLY FUNDED BY BIO-TERRORISM REVENUE.
- 53-03 RES. 262, 03-04 ADOPTED MARCH 18, 2004 CONTINUED FUNDING FOR TOBACCO COALITION COORDINATOR (#2415) RECLASSIFIED TO PUBLIC HEALTH PROGRAM COORDINATOR EFFECTIVE 10/04/2015) AND CREATED PUBLIC HEALTH SPECIALIST (2519).
- 53-04 RES 302, ADOPTED APRIL 5, 2007, INCREASED POSITION 2569 BY 0.5 FTE FUNDED BY WIC GRANT RECOGNIZED IN RES. 220, ADOPTED FEBRUARY 1, 2007.
- 53-05 PER RES. 106, 1998-99, ADOPTED SEPTEMBER 17, 1998, 0.5 FTE OF #1961 BILINGUAL/BICULTURAL PUBLIC HEALTH AIDE (SPANISH) IS A PROJECT POSITION AND IS CONTINGENT ON CONTINUED GRANT FUNDING.
- 53-06 A FULL-TIME (1.0 FTE) POSITION OF WELL WOMAN PROGRAM COORDINATOR, POSITION #2154, IS CONTINGENT UPON CONTINUED GRANT FUNDING PER RES. 106, 1998-99, ADOPTED SEPTEMBER 17, 1998.
- 53-07 PER LEGISLATIVE FILE #11689 (VERSION 1), ADOPTED 9-16-08, WOMEN, INFANTS AND CHILDREN NUTRITION PROGRAM FUNDING RECEIVED FROM WI DEPARTMENT OF HEALTH and FAMILY SERVICES. DIETETIC SPECIALIST INCREASED FROM 0.5 FTE #2650 TO 1.0 FTE AND WILL REMAIN AT THAT LEVEL CONTINGENT UPON THE ANNUAL WIC CONTRACT REMAINING ABOVE \$913,330 AND THE CASELOAD ABOVE 6,315 CLIENTS.
- 53-09 2015 RES-329, ADOPTED 12/03/15, AUTHORIZED 1.0 FTE POSITION #3036 MATERNAL CHILD HEALTH NAVIGATOR EFFECTIVE 12/1/15. CONTINUATION OF THE POSITION IS CONTINGENT UPON FUTURE MIECHV FUNDING.
- 53-10 17 ADOPT: POSITION IS 100% FUNDED BY MATERNAL, INFANT AND EARLY CHILDHOOD HOME VISITING (MIECHV) REVENUE TO THE CITY OF MADISON.
- 53-11 17 ADOPT: POSITION IS 100% FUNDED BY OSCAR RENNEBOHM FOUNDATION GRANT REVENUE TO THE CITY OF MADISON. 2017 RES-478 ADOPTED 3-18-18 MODIFIES FUNDING OF PROJECT POSITION 3068 TO MATERNAL, INFANT AND EARLY CHILDHOOD HOME VISITING (MIECHV) GRANT.
- 53-12 FUND PREVIOUSLY UNFUNDED POSITION 2142. POSITION WILL BE CONTINGENT UPON ADEQUATE ENVIRONMENTAL HEALTH FEE REVENUE TO SUPPORT THE POSITION.
- 53-13 POSITION CONTINGENT UPON CONTINUATION OF MATERNAL AND CHILD HEALTH BLOCK GRANT (TITLE V) REVENUE TO THE CITY OF MADISON.
- 53-14 2019 RES-048 FUNDS RECLASSIFIES AND FUNDS 0.3 FTE OF POSITION 2827 AND TRANSFERS IT TO POSITION 2843 (POSITION 2827 HAS REMAINING 0.0 FTE AND IS ELIMINATED, POSITION 2843 IS 1.0 FTE AND FULLY FUNDED).
- 53-15 2019 RES-118 CREATES PROJECT POSITION 3200 CONTINGENT UPON CONTINUED HIV GRANT FUNDING.
- 53-16 2019 RES-418 CREATES PROJECT POSITION 3264 CONTINGENT UPON CONTINUED COAP GRANT FUNDING AND WILL TERMINATE 9/30/2022.
- 53-17 SUB 1 TO 2020 RES-023 CREATES PROJECT POSITIONS 3266-3273. THESE POSITIONS ARE FUNDED FROM COUNTY COVID RELIEF FUNDING.
- 53-18 2020 RES-054 CREATES PROJECT POSITION 3274 CONTINGENT UPON CONTINUED OD2A GRANT FUNDING.
- 53-19 2020 RES-147 FUNDS AND RECLASSIFIES 0.35 OF POSITION 2688 (0.25 REMAINS) AND TRANSFERS IT TO POSITION 2719 (INCREASES TO 1.0).

**CLERK OF COURTS**

- 30-01 REFERENCE 2017 RES-491 ADOPTED APRIL 12, 2018 FOR SALARY INFORMATION.
- 30-02 SUB 1 TO 2016 RES-318 ESTABLISHED POSITION 3058. POSITION IS CONTINGENT ON FUNDING FROM GRANT REVENUE. 2018 REQUEST IS TO CONTINUE AS A PROJECT POSITION UNTIL 12-31-18. POSITION REMOVED FROM 2019 BASE. 2019 REQUEST IS TO REMOVE CONTINGENCIES & FULLY FUND POSITION WITH GPR. DENY REQUEST TO REMOVE CONTINGENCIES & PROVIDE PERMANENT FUNDING 2019 ADOPTED BUDGET FUNDS POSITION 3058 WITH GPR & NO CONTINGENCY.

**COUNTY OF DANE  
BUDGETED POSITIONS**

**SUMMARY OF POSITION FOOTNOTES:**

---

**CLERK OF COURTS**

- 30-03 2016 RES-641 CREATES 1.0 FTE PRETRIAL SERVICES ASSESSOR. POSITION (#3100) IS CONTINGENT ON CONTINUED FUNDING BEYOND 2017. 2018 REQUEST IS TO CONTINUE AS A PROJECT POSITION UNTIL 12-31-18. POSITION REMOVED FROM 2019 BASE. 2019 REQUEST IS TO REMOVE CONTINGENCIES & FULLY FUND POSITION WITH GPR. DENY REQUEST TO REMOVE CONTINGENCIES & PROVIDE PERMANENT FUNDING 2019 ADOPTED BUDGET FUNDS POSITION 3100 WITH GPR & NO CONTINGENCY.
- 30-04 2019 REQUEST TRANSFERS POSITION BETWEEN COST CENTERS.
- 30-05 POSITION IS AUTHORIZED 4/1/20.
- 30-06-REQ 2021 REQUEST ELIMINATES POSITION.

**CORPORATION COUNSEL**

- 21-01 POSITION (283) IS ALLOCATED BETWEEN PROGRAMS; SALARY REPRESENTS 0.5 FTE.
- 21-03 0.5 FTE ASSISTANT CORPORATION COUNSEL POSITION (286) IS CONTINGENT UPON CONTINUED FEDERAL IV-E REIMBURSEMENT (2004 BUDGET).
- 21-04 RES. 182, 03-04 ACCEPTED FUNDING FOR POSITION #2506. POSITION CONTINGENT ON 75% REIMBURSEMENT OF IV-E FUNDS.
- 21-05 2008 BUDGET CREATED POSITION (2633) CONTINGENT ON 75% REIMBURSEMENT OF IV-E FUNDS.
- 21-07-REQ 2021 REQUEST TRANSFERS POSITION BETWEEN COST CENTERS.

**COUNTY BOARD**

- 06-02 REFERENCE ORDINANCE 6.03 (1) FOR SALARY INFORMATION.
- 06-03 2012 BUDGET UNFUNDS POSITION 1749, POSITION AUTHORITY TO REMAIN.
- 06-04 REFERENCE ORDINANCE 6.04 (1) FOR SALARY INFORMATION.
- 06-05 INCREASE POSITION 2822 EFFECTIVE 10/1/19.
- 06-06 POSITION EFFECTIVE PP4 (1/21/19).
- 06-07 POSITION EFFECTIVE PP14 (6/10/19).

**COUNTY CLERK**

- 12-01 2019 RES-540 ESTABLISHES THE SALARY OF THE COUNTY CLERK AS FOLLOWS: 2021 \$119,912; 2022 \$122,010; 2023 \$124,756; 2024 \$126,251.

**COUNTY EXECUTIVE**

- 09-01 REFERENCE ORDINANCE 6.048 (1) FOR SALARY INFORMATION.
- 09-02 REFERENCE ORDINANCE 18.05 (1) (a) FOR COMPENSATION INFORMATION.

**COUNTY OF DANE  
BUDGETED POSITIONS**

**SUMMARY OF POSITION FOOTNOTES:**

---

**COUNTY EXECUTIVE**

- 09-03 2012 BUDGET TRANSFERS POSITION 2471 FROM PLANNING DEPARTMENT. POSITION IS CONTINGENT ON OUTSIDE FUNDING. POSITION TRANSFERRED TO HUMAN SERVICES DEPARTMENT 1/1/20.
- 09-04 2018 RES-590 ESTABLISHES AN EMPLOYEE SERVICE AGREEMENT AT AN ANNUAL SALARY OF \$95,000.
- 09-05 2013 BUDGET TRANSFERS POSITIONS 2311 (0.80 FTE) AND 2648 (1.0 FTE) FROM HUMAN SERVICES EFFECTIVE SEPTEMBER 1, 2013. POSITIONS ARE CONTINGENT ON OUTSIDE FUNDING. 2015 RECOMMENDED INCREASES POSITION 2311 BY .20 FTE (GPR FUNDED). POSITIONS TRANSFERRED TO HUMAN SERVICES DEPARTMENT 1/1/20.
- 09-06 RES. 246, 2012-13, ADOPTED MARCH 7, 2013 AUTHORIZED FIVE-YEAR EMPLOYMENT CONTRACT ENDING MARCH 24, 2018. POSITION TRANSFERRED BY COUNTY EXECUTIVE TO CIVIL SERVICE UNREPRESENTED MANAGER (RANGE M 12) EFFECTIVE 5/13/18. POSITION TRANSFERRED TO HUMAN SERVICES DEPARTMENT 1/1/20.
- 09-07 POSITION IS CONTINGENT ON FULL FUNDING FROM LUSSIER TRUST REVENUE AND REVIEWED ANNUALLY.

**DANE COUNTY HENRY VILAS ZOO**

- 74-02 POSITION FUNDED BY ZOOLOGICAL SOCIETY REVENUE.
- 74-03 2016 RECOMMENDED BUDGET CREATES 1.0 FTE ZOOKEEPER, CONTINGENT UPON RECEIPT OF SUFFICIENT FRIENDS OF THE ZOO REVENUE.
- 74-04 POSITIONS 3187 THRU 3195 CREATED BY 2018 RES-607.
- 74-05 POSITION IS AUTHORIZED 4/1/20.
- 74-06 POSITION IS AUTHORIZED 11/9/20.

**DISTRICT ATTORNEY**

- 39-01 THE VICTIM/WITNESS PROGRAM POSITIONS: DIRECTOR OF VICTIM/WITNESS UNIT (1598), TEN VICTIM/WITNESS CASE MANAGERS (222, 225, 251, 267, 270, 2598, 1782, 1867, 2261, 2517), DV UNIT MANAGER (1973) ARE SUBJECT TO CONTINUED STATE FUNDING PER STATE STATUTE CHAPTER 950.
- 39-02 THE CRIME RESPONSE MANAGER, (POSITION 2186 1.0 FTE) AND CRIME RESPONSE SPECIALIST (POSITION 243 .50 FTE) ARE CONTINGENT UPON GRANT FUNDING (VOCA GRANT). 2018 REQUEST TRANSFERS POSITION TO NEW COST CENTER
- 39-03 RES. 280, 2014, CREATES A .70 FTE CRIME RESPONSE SPECIALIST (2999) EFFECTIVE 10-1-14. THE POSITION IS CONTINGENT ON VOCA GRANT FUNDING. 2018 REQUEST TRANSFERS POSITION TO NEW COST CENTER
- 39-04 RESOLUTION 280, 2014 EFFECTIVE 10-1-14, UNFUNDS .60 FTE OF 1.0 FTE VACANT POSITION 2262, ADMINISTRATIVE LEGAL ASSISTANT. EFFECTIVE 04/19/2015 0.10 OF POSITION 2262 FUNDED AND TRANSFERRED TO POSITION 2513. .50 OF THE .90 FTE (POSITION 2262) REMAINS UNFUNDED.
- 39-07 2015 RES-485 ADOPTED 04/17/16 CREATES 0.7 FTE CRIME RESPONSE SPECIALIST (POSITION NO. 3051). THE POSITION IS CONTINGENT UPON CONTINUED FUNDING FROM THE WISCONSIN DEPT OF JUSTICE VICTIMS OF CRIME ACT (VOCA) GRANT. 2018 REQUEST TRANSFERS POSITION TO NEW COST CENTER
- 39-08 17 EXEC: 2017 BUDGET CREATES 1.0 FTE SUBSTANCE ABUSE COUNSELOR. POSITION CONTINGENT UPON CONTINUED GRANT FUNDING.
- 39-11 2016 RES-288 ADOPTED 11/3/16 CREATES 1.0 FTE CRIME RESPONSE SPECIALIST. THE POSITION IS CONTINGENT UPON CONTINUED FUNDING FROM THE WISCONSIN DEPT OF JUSTICE VICTIMS OF CRIME ACT (VOCA) GRANT.  
2016 RES. 431 ADOPTED 12-15-16 POSITION #3070 IS CONTINGENT UPON CONTINUED FUNDING FROM THE VOCA GRANT. 2018 REQUEST TRANSFERS POSITION TO NEW COST CENTER
- 39-12 POSITION EFFECTIVE 7-1-19.

**COUNTY OF DANE  
BUDGETED POSITIONS**

**SUMMARY OF POSITION FOOTNOTES:**

---

**DISTRICT ATTORNEY**

39-13 POSITION IS AUTHORIZED 4/1/20.

**EMERGENCY MANAGEMENT**

48-01 THE HAZARDOUS MATERIALS PLANNER POSITION (705) IS SUBJECT TO 100% STATE REIMBURSEMENT PER SUB. 1 TO RES. 18, 1988-89.

48-07 2016 BUDGET REQUEST UNFUNDS 1.0 FTE OF POSITION 699 (POSITION AUTHORITY REMAINS).

**EXTENSION**

80-01 COUNTY EXTENSION DIRECTOR - NOT TO EXCEED 45% OF M/P 15. RECEIVES ADDITIONAL SALARY FROM STATE AND FEDERAL GOVERNMENT.

80-03 COUNTY EXTENSION AGENTS - NOT TO EXCEED 40% OF M 11-12. RECEIVES ADDITIONAL SALARY FROM STATE GOVERNMENT. THE FAMILY LIVING POSITION 1573 WILL REMAIN AUTHORIZED BUT NOT FUNDED.

80-05 POSITION TRANSFERRED FROM PLANNING and DEVELOPMENT DEPARTMENT. FILLING POSITION 2818 IS CONTINGENT UPON THE COUNTY AND THE BARGAINING UNIT REACHING A MEMORANDUM OF UNDERSTANDING SPECIFYING POSITION WILL NOT HAVE BUMPING RIGHTS UNDER THE CONTRACT. CONTINUATION OF THE POSITION IS DIRECTLY DEPENDENT UPON RECEIPT OF REVENUES AS SHOWN IN THE AMENDMENT. 2013 BUDGET REQUEST IS TO REMOVE THE POSITION IS DIRECTLY DEPENDENT UPON RECEIPT OF REVENUES AS SHOWN IN AMENDMENT. 2013 RECOMMENDATION: FOOTNOTE FOR 0.8 FTE REMOVED. ADDITIONAL 0.2 FTE CONTINGENT ON FAIRSHARE CSA REVENUE. 2019 RES-534 ELIMINATES POSITION #2818 EFFECTIVE 5/1/20 AND TRANSFERS FUNDING TO POS CONTRACT.

80-06 POSITION IS CONTINGENT UPON 50% REIMBURSEMENT FROM DANE CO FARM BUREAU.

80-07 0.5 FTE INCREASE IS AUTHORIZED 4/1/20. 2019 RES-534 ELIMINATES POSITION #3160 EFFECTIVE 5/1/20 AND TRANSFERS FUNDING TO POS CONTRACT.

**HUMAN SERVICES DEPARTMENT**

54-26 0.5 FTE (2550) FUNDED BY OUTSIDE REVENUE (SACWIS AND COMMUNITY AIDS) FOOTNOTE 54-26 IS REMOVED AS A RESULT OF TRANSFER OF POSITION 2550 TO ADMINISTRATION.

54-44 POSITION #3024 CONTINGENT ON CONTINUED FSET FUNDING.

54-46 RES. 6, 12-13, ADOPTED MAY 17, 2012, ACCEPTED FUNDING FROM WI DEPARTMENT OF HEALTH SERVICES CREATING POSITIONS FOR THE AGING AND DISABILITY RESOURCE CENTER. POSITIONS CONTINGENT ON OUTSIDE FUNDING: ADRC MANAGER 2857; ADRC PROGRAM SPECIALIST 2858; INFORMATION and ASSISTANCE SUPERVISOR 2859, 2860, 2861; INFORMATION ASSISTANCE LEAD SPECIALIST 2862, 2863, 2864, 2865, 2866, 2867; INFORMATION & ASSISTANCE SPECIALIST 2868, 2869, 2870, 2871, 2872, 2873, 2874, 2875, 2876, 2877, 2878, 2879, 2880, 2881, 2882, 2883, 2884, 2885, 2886, 2887, 2888, 2889, 2890, 2891, 2892, 2893; MECHANICAL REPAIR WORKER 2894; CLERK TYPIST III 2895; JANITOR 2896; CLERK TYPIST I-II 2898, 2899; HELP DESK ANALYST 2900.

54-48 RES. 181, 12-13, ADOPTED NOVEMBER 15, 2012, AUTHORIZED FIVE YEAR EMPLOYMENT CONTRACT. 2018 RES-528 ESTABLISHES A NEW EMPLOYEE SERVICE AGREEMENT AT AN ANNUAL SALARY OF \$145,000.

54-56 1.0 FTE DEMENTIA CARE SPECIALIST (POSITION NO. 2991) EFFECTIVE 01/01/15. POSITION AUTHORITY IS CONTINGENT UPON THE GRANT BEING AWARDED AND WILL CONTINUE THROUGHOUT THE DURATION OF THE GRANT. WHEN THE GRANT ENDS THE POSITION AUTHORITY ENDS AND THE POSITION GOES AWAY.</font>

54-61 2015 RES-491 ADOPTED 04/07/16 CREATES 1.0 FTE HUMAN SERVICES PROGRAM SPECIALIST - FSET (POSITION NO. 3052) EFFECTIVE 04/01/16. THE CONTINUATION OF THIS POSITION IS DEPENDENT UPON RECEIPT OF THE ASSOCIATED FSET REVENUE.

54-62 17 REQ: AMERICORPS COORDINATOR POSITION FUNDED BY OUTSIDE REVENUE

54-67 17 ADOPT: POSITION FUNDED BY EARLY CHILDHOOD ZONE PARTNER REVENUE. CONTINUATION OF POSITION IS CONTINGENT UPON CONTINUED FUNDING.

**COUNTY OF DANE  
BUDGETED POSITIONS**

**SUMMARY OF POSITION FOOTNOTES:**

---

**HUMAN SERVICES DEPARTMENT**

- 54-73 THIS POSITION SHALL REMAIN VACANT PENDING DISCUSSIONS WITH THE EMPLOYEE GROUP REGARDING ADDING FLEXIBILITY IN SCHEDULING OF SOCIAL WORK SPECIALISTS TO EXPAND OPPORTUNITIES FOR SUPERVISED VISITATION DURING EVENING AND WEEKEND HOURS. IF DISCUSSIONS RESULT IN AGREEMENT ON THIS TOPIC, THEN THE POSITION MAY BE FILLED, BUT NOT BEFORE PAY PERIOD 10A 2018.
- 54-74 POSITION EFFECTIVE MID-YEAR (7/1/19).
- 54-75 DELAY HIRING UNTIL 4/1/19.
- 54-76 POSITION 3184 CREATED BY 2018 RES-584 AND FUNDED BY 3RD PARTY REVENUE FROM URBAN LEAGUE OF GREATER MADISON AND STATE FUNDING.
- 54-77 POSITIONS 3185, 3186 CREATED BY 2018 RES-589.
- 54-78 POSITION 3196 CREATED BY 2018 RES-615.
- 54-79 POSITION AUTHORIZED 7/1/2020.
- 54-80 2019-RES 111 REALLOCATES 0.25 FTE FROM POSITION 2136 TO 2423.
- 54-81 2013 BUDGET TRANSFERS POSITIONS 2311 (0.80 FTE) AND 2648 (1.0 FTE) FROM HUMAN SERVICES EFFECTIVE SEPTEMBER 1, 2013. POSITIONS ARE CONTINGENT ON OUTSIDE FUNDING. 2015 RECOMMENDED INCREASES POSITION 2311 BY .20 FTE (GPR FUNDED). POSITION TRANSFERRED TO HUMAN SERVICES DEPARTMENT 1/1/20.
- 54-82 2012 BUDGET TRANSFERS POSITION 2471 FROM PLANNING DEPARTMENT. POSITION IS CONTINGENT ON OUTSIDE FUNDING. POSITION TRANSFERRED TO HUMAN SERVICES DEPARTMENT 1/1/20.
- 54-83 RES. 246, 2012-13, ADOPTED MARCH 7, 2013 AUTHORIZED FIVE-YEAR EMPLOYMENT CONTRACT ENDING MARCH 24, 2018. POSITION TRANSFERRED BY COUNTY EXECUTIVE TO CIVIL SERVICE UNREPRESENTED MANAGER (RANGE M 12) EFFECTIVE 5/13/18. POSITION TRANSFERRED TO HUMAN SERVICES DEPARTMENT 1/1/20.
- 54-84 POSITION 2815 TRANSFERRED FROM EAWS AND RECLASSIFIED TO DIRECTOR OF HOUSING ACCESS & AFFORDABILITY.
- 54-85 POSITION IS AUTHORIZED 4/1/20.
- 54-86 POSITION IS AUTHORIZED 4/1/20.
- 54-87-REQ 2021 BUDGET REQUEST UNFUNDS POSITIONS 1399, 1656, 2790, 2853, 3175, 3244.
- 54-87-EXEC 2021 EXEC BUDGET FUNDS POSITION 2790.

**JUVENILE COURT PROGRAM**

- 51-01 RES. 244, 12-13, ADOPTED MARCH 12, 2013, APPROVED FIVE YEAR EMPLOYMENT CONTRACT. 2018 RES-003 EXTENDS AGREEMENT THRU APRIL 27, 2019 AT A SALARY OF \$112,278.40. 2018 RES-575 EXTENDS AGREEMENT AT AN ANNUAL SALARY OF \$119,704.

**LAND & WATER RESOURCES**

- 63-02 RES. 315, 09-10 AUTHORIZED FIVE YEAR CONTRACT ENDING APRIL 2, 2015. 11/12/2014, CONTRACT EXTENSION OPEN-ENDED, NO EXPIRATION DATE.
- 63-03 2015 BUDGET CREATES 2.0 FTE POSITIONS (3022, 3023) CONTINGENT ON CONTINUED MMSD FUNDING.
- 63-04 2016 RECOMMENDED BUDGET CREATES 1.0 FTE UNFUNDED POSITION AUTHORITY ONLY. POSITION IS CONTINGENT UPON RECEIPT OF OUTSIDE REVENUE FROM CONSERVATION ORGANIZATIONS.

**COUNTY OF DANE  
BUDGETED POSITIONS**

**SUMMARY OF POSITION FOOTNOTES:**

---

**LAND & WATER RESOURCES**

- 63-05 17 REQ: PROJECT POSITION SUPPORTED BY MADISON METROPOLITAN SEWERAGE DISTRICT FUNDS TO BE RECEIVED FOR THE YAHARA WINS PROGRAM AS PART OF A 20 YEAR EFFORT IN ADAPTIVE MANAGEMENT
- 63-08 2017 RES-535 AUTHORIZED ACCEPTANCE OF GRANT FUNDS FROM NATIONAL ASSOCIATION OF CONSERVATION DISTRICTS (NACD) TO FUND A 1.0 FTE CONSERVATION SPECIALIST PROJECT POSITION. POSITION IS EFFECTIVE JUNE 1, 2018 AND IS CONTINGENT UPON CONTINUED FUNDING FROM NACD OR OTHER SOURCES. 2019 REQUEST IS TO CONTINUE POSITION AND GRANT FUNDING IN 2019.
- 63-09 MMSD FUNDED.
- 63-10 POSITION TRANSFERRED BETWEEN COST CENTERS.
- 63-10-REQ POSITION TRANSFERRED BETWEEN COST CENTERS.
- 63-11 2020 EXEC: ELIMINATE VACANT POSITION 2982 AND CREATE NEW DEPUTY PARKS DIRECTOR.
- 63-12 THIS POSITION IS CREATED AS PART OF THE COUNTY DREDGING OPERATIONS. THROUGH TIMEKEEPING, THE POSITION WILL BE PARTIALLY FUNDED FROM CAPITAL OFFSETTING REVENUES. IT IS ESTIMATED THAT THE POSITION WILL BE ENGAGED IN DREDGING EIGHT MONTHS OF THE YEAR AND WILL BE FUNDED FROM GPR FOR FOUR MONTHS OF THE YEAR. POSITION AUTHORIZED 12/31/20.
- 63-13-REQ 2021 REQUEST UNFUNDS POSITIONS 3161, 3163 AND 3262.

**LAND INFORMATION OFFICE**

- 86-01 PROJECT POSITIONS CONTINGENT ON CONTINUED 100% FUNDING FROM LAND INFORMATION REVENUE.

**LIBRARY**

- 68-01 RES. 421, 2014, ADOPTED DEC. 04, 2014 APPROVED FIVE YEAR MANAGEMENT CONTRACT. 2019 RES-402 EXTENDS EMPLOYEE SERVICES AGREEMENT AT AN ANNUAL SALARY OF \$107,640.

**MEDICAL EXAMINER**

- 36-01 RES. 341, 2014, ADOPTED OCTOBER 23, 2014, AUTHORIZED FIVE YEAR EMPLOYMENT CONTRACT ENDING NOVEMBER 15, 2019.
- 36-02 RES. 314, 2014, ADOPTED OCTOBER 23, 2014, AUTHORIZED FIVE YEAR EMPLOYMENT CONTRACT ENDING NOVEMBER 15, 2019.
- 36-04 2016 RECOMMENDED BUDGET: POSITION (3040) CONTINGENT ON APPROVAL OF COMPLETED AGREEMENT WITH BROWN COUNTY FOR MEDICAL EXAMINER SERVICE. 2015 RES. 384 ADOPTED 1/7/16 AUTHORIZED 5-YEAR EMPLOYMENT AGREEMENT
- 36-07 POSITION EFFECTIVE 8/18/2019.

**OFFICE FOR EQUITY & INCLUSION**

- 10-03 2016 RES. 44 ADOPTED 6/2/16 AUTHORIZES EMPLOYMENT AGREEMENT.



**COUNTY OF DANE  
BUDGETED POSITIONS**

**SUMMARY OF POSITION FOOTNOTES:**

---

**PLANNING & DEVELOPMENT**

60-03 RES. 367, 2014, ADOPTED DECEMBER 04, 2014, AUTHORIZED FIVE YEAR EMPLOYMENT CONTRACT.

**PUBLIC SAFETY COMMUNICATIONS**

45-01 RES. 82, 2013-14, ADOPTED JUNE 26, 2014 APPROVED FIVE-YEAR EMPLOYMENT SERVICES CONTRACT.

45-02 1.0 FTE COMMUNICATION SUPERVISOR (POSITION 2454) IS CONTINGENT ON THE CONTINUATION OF AN AGREEMENT WITH THE WISCONSIN DEPARTMENT OF JUSTICE FOR SERVICES PROVIDED BY THE PUBLIC SAFETY COMMUNICATIONS DEPARTMENT FOR THE WI DRUG TIP HOTLINE, THE WEAPONS IN SCHOOLS HOTLINE, AND THE AMBER ALERT PROGRAM. THE REVENUE RECEIVED FROM THIS AGREEMENT IS TO BE USED TO HELP OFFSET THE COST OF A SUPERVISOR. UPON EXPIRATION OR TERMINATION OF THE AGREEMENT, THE STAFF ALLOCATION SHALL BE REDUCED BY ONE SUPERVISOR POSITION. 2020 BUDGET DELETES FOOTNOTE 45-02 DUE TO END OF AGREEMENT WITH WISCONSIN DEPT OF JUSTICE.

45-03 POSITION (2844) CONTINGENT ON DANECOM COST SHARING AGREEMENTS.

45-04 2015 BUDGET CREATED 8.0 FTE COMMUNICATOR PRE-HIRE POSITIONS (3013-3020). PRE-HIRES ARE FUNDED FOR 6 MONTHS OF THE YEAR. 17 EXEC; 2017 BUDGET CONVERTS FOUR (4) 1.0 FTE PREHIRES TO FOUR (4) 0.5 FTE COMMUNICATORS. 2020 BUDGET CONVERTS 8.0 FTE COMMUNICATOR PRE-HIRE POSITIONS TO 4.0 FTE COMMUNICATORS.

45-05 2018 BUDGET CONVERTS TWO .50 FTE COMMUNICATORS TO TWO 1.0 FTE COMMUNICATOR PRE-HIRES. PREHIRE POSITIONS ARE FUNDED FOR HALF OF THE YEAR. 2020 BUDGET CONVERTS 8.0 FTE COMMUNICATOR PRE-HIRE POSITIONS TO 4.0 FTE COMMUNICATORS.

45-06 RES 25, 08-09, ADOPTED 6-19-08, AUTHORIZED TWO COMMUNICATOR PRE-HIRE POSITIONS. POSITIONS HAVE CONTINUED AS PRE-HIRE POSITIONS. 2020 BUDGET CONVERTS 8.0 FTE COMMUNICATOR PRE-HIRE POSITIONS TO 4.0 FTE COMMUNICATORS.

45-07 2019 BUDGET CONVERTS ONE .50 FTE COMMUNICATOR (POSITION 3017) TO A 1.0 FTE COMMUNICATOR PRE-HIRE. PRE-HIRE POSITIONS ARE FUNDED FOR HALF OF THE YEAR.

**PUBLIC WORKS, HIGHWAY & TRANSPORTATION**

71-01 2010 BUDGET: A TOTAL OF 12.0 FTE'S ARE UNFUNDED AS FOLLOWS: 1.0 FTE ENGINEERING TECHNICIAN (POSITION 839); 1.0 FTE HIGHWAY STOCKROOM ASSISTANT (POSITION 750); 7.0 FTE HIGHWAY WORKERS (POSITIONS 1635, 1631, 762, 820, 823, 863, 876) AND 3.0 FTE SKILLED LABORER-HIGHWAY (POSITIONS 780, 825, 886). 2015 BUDGET FUNDS 3.0 FTE HIGHWAY WORKERS (863, 762, AND 1631) PREVIOUSLY UNFUNDED. 2017 BUDGET FUNDS 4.0 FTE HIGHWAY WORKERS PREVIOUSLY UNFUNDED (876, 1635, 820, 823). 2019 BUDGET FUNDS PREVIOUSLY UNFUNDED POSITIONS 780, 825, 886 AND ALSO FUNDS PREVIOUSLY UNFUNDED POSITION 839 AND RECLASSIFIES TO M13 HIGHWAY ENGINEER. 2020 REQUEST RECLASSIFIES AND FUNDS PREVIOUSLY UNFUNDED POSITION 750 AS F14 SKILLED LABORER-HIGHWAY.

71-02 2014 RES-445, ADOPTED JANUARY 08, 2015, AUTHORIZED FIVE YEAR EMPLOYMENT CONTRACT.

71-03 2011 BUDGET UNFUNDS POSITION 867 (UTILITY WORKER); POSITION AUTHORITY REMAINS. 2020 REQUEST RECLASSIFIES AND FUNDS PREVIOUSLY UNFUNDED POSITION 867 AS F14 SKILLED LABORER-HIGHWAY.

71-04 2012 BUDGET UNFUNDS SKILLED LABORER - HIGHWAY POSITIONS 887, 841 AND 888; POSITION AUTHORITY REMAINS. 2019 BUDGET FUNDS PREVIOUSLY UNFUNDED POSITIONS 887, 841 AND 888.

71-06 2012 BUDGET UNFUNDS LEAD SIGN TRUCK OPERATION POSITION 896; POSITION AUTHORITY REMAINS. 2020 REQUEST RECLASSIFIES AND FUNDS PREVIOUSLY UNFUNDED POSITION 896 AS F14 SKILLED LABORER-HIGHWAY.

71-08 POSITION IS AUTHORIZED 4/1/20.

**COUNTY OF DANE  
BUDGETED POSITIONS**

**SUMMARY OF POSITION FOOTNOTES:**

**REGISTER OF DEEDS**

- 24-01 REFERENCE 2015 RES-483, ADOPTED MARCH 17, 2016, FOR SALARY INFORMATION. 2019 RES-540 ESTABLISHES THE SALARY OF THE REGISTER OF DEEDS AS FOLLOWS: 2021 \$112,174; 2022 \$114,137; 2023 \$116,134; 2024 \$118,167.
- 24-03 2012 BUDGET UNFUNDS 1.0 FTE OF POSITION 319, POSITION AUTHORITY TO REMAIN. 2014 BUDGET FUNDS 0.10 FTE, 0.90 FTE UNFUNDED POSITION AUTHORITY TO REMAIN. 2016 BUDGET REQUEST IS TO FUND .35 FTE AND TRANSFER TO POSITION 2294 (VITAL RECORDS CLERK). 0.55 FTE OF POSITION 319 REMAINS UNFUNDED, POSITION AUTHORITY TO REMAIN.

**SHERIFF**

- 42-01 REFERENCE 2017 RES-491, ADOPTED APRIL 12, 2018, FOR SALARY INFORMATION.
- 42-02 RES. 319, 99-00, ADOPTED MAY 4, 2000, CREATED POSITION #2356. POSITION CONTINGENT UPON A CONTINUED AGREEMENT WITH THE VILLAGE OF CAMBRIDGE.
- 42-03 RES. 251, 00-01, ADOPTED JANUARY 18, 2001, CREATED POSITION # 2411. POSITION CONTINGENT UPON A CONTINUED AGREEMENT WITH THE VILLAGE OF CAMBRIDGE.
- 42-04 2006 BUDGET AUTHORIZED 2.0 FTE POSITIONS 2586 and 2587 TO BE FUNDED BY REIMBURSEMENT FROM THE DANE COUNTY REGIONAL AIRPORT.
- 42-05 RES. 235, 05-06, ADOPTED FEBRUARY 2, 2006, CREATED POSITION #2589. POSITION CONTINGENT UPON A CONTINUED AGREEMENT WITH THE TOWN OF MIDDLETON.
- 42-06 RES. 320, 99-00, ADOPTED APRIL 6, 2000, CREATED POSITION #525. POSITION CONTINGENT UPON A CONTINUED AGREEMENT WITH THE TOWN OF MIDDLETON.
- 42-07 DEPUTY SHERIFF I-II POSITION (POSITION NUMBER 2413 AND 2414) CREATED BY RES. 356, 2000-01 ADOPTED MAY 3, 2001. 2.0 FTE POSITIONS ARE CONTINGENT ON CONTINUED GRANT FUNDING FROM THE WI DEPARTMENT OF TRANSPORTATION (FREEWAY SERVICE PATROL).
- 42-08 2012 BUDGET UNFUNDED TEN DEPUTY SHERIFF I-II POSITIONS (533, 569, 576, 1767, 1838, 1980, 2307, 2308, 2386, 2473) DUE TO CLOSING OF SECOND FLOOR OF FERRIS CENTER; POSITION AUTHORITY REMAINS. 2019 REQUEST: FUND POSITIONS 2307, 2308, 2386, 569, 576 AS DEPUTY SHERIFF I-II PRE-HIRE. PRE-HIRE POSITIONS ARE FUNDED AT 50%. 2019 EXEC: 2019 BUDGET FUNDS POSITIONS 533, 1767, 1838, 1980 AS DEPUTY SHERIFF I-II PRE-HIRES. PRE-HIRE POSITIONS ARE FUNDED AT 50%. 2020 EXECUTIVE BUDGET FUNDS POSITION 2473 FOR WEAPONS SCREENING POST.
- 42-09 RES. 55, 04-05, ADOPTED JULY 8, 2004, ACCEPTED FUNDING FROM THE TRANSPORTATION SECURITY ADMINISTRATION TO CREATE FOUR DEPUTY I-II POSITIONS. POSITIONS 2522, 2523, 2524 AND 2525 ARE CONTINGENT ON CONTINUED FUNDING.
- 42-10 RES. 197, 06-07, ADOPTED JANUARY 4, 2007, CREATED POSITION 2606. POSITION CONTINGENT ON CONTINUED AGREEMENT WITH THE VILLAGE OF CAMBRIDGE.
- 42-11 RES. 111, 07-08, ADOPTED OCTOBER 11, 2007, CREATED POSITION 2628. POSITION CONTINGENT ON CONTINUED AGREEMENT WITH THE TOWN OF WINDSOR.
- 42-12 RES. 336, 02-03, ADOPTED 5-22-03, CREATED POSITIONS #2500,2501,2502. POSITIONS CONTINGENT ON CONTINUED AGREEMENT WITH THE VILLAGE OF MAZOMANIE. 2019 RES-452 AUTHORIZES CONTINUATION OF 2.0 FTE (POSITIONS #445, 417) CONTINGENT ON CONTINUED AGREEMENT WITH THE VILLAGE OF MAZOMANIE.
- 42-13 RES. 318, 02-03, ADOPTED APRIL 10, 2003, CREATED POSITION #2498. POSITION CONTINGENT UPON A CONTINUED AGREEMENT WITH THE VILLAGE OF CAMBRIDGE.
- 42-14 RES. 49, 2008-09 UNFUNDED 1.0 FTE SECURITY SUPPORT SPECIALIST (PRE-HIRE) POSITION 2572. ONE SECURITY SUPPORT SPECIALIST PRE-HIRE POSITION TO REMAIN AS AUTHORIZED, UNFUNDED POSITION.
- 42-15 RES. 213, 2008-09 UNFUNDED 1.0 FTE SECURITY SUPPORT SPECIALIST (PRE-HIRE) POSITION 2573. ONE SECURITY SUPPORT SPECIALIST PREHIRE POSITION TO REMAIN AS AUTHORIZED, UNFUNDED POSITION.
- 42-16 RES. 112, 2005-06 UNFUNDED 2.0 FTE DEPUTY SHERIFF PRE-HIRE POSITIONS (2389 and 2390). 2.0 DEPUTY SHERIFF PRE-HIRE POSITION REMAIN AS AUTHORIZED, UNFUNDED POSITIONS. 2019 REQUEST: FUND POSITIONS 2389 AND 2390 AS DEPUTY SHERIFF I-II TRANSITION TEAM.
- 42-17 RES. 148, 08-09, ADOPTED NOVEMBER 6, 2008, CREATED POSITION 2715. POSITION CONTINGENT ON CONTINUED AGREEMENT WITH THE TOWN OF WINDSOR.

**COUNTY OF DANE  
BUDGETED POSITIONS**

**SUMMARY OF POSITION FOOTNOTES:**

---

**SHERIFF**

- 42-18 2015 REQUEST IS FOR FIVE DEPUTY SHERIFF I-II PRE-HIRE POSITIONS (3003,3004,3005,3006,3007) FUNDED AT 50% IN ADMINISTRATIVE SERVICE DIVISION.
- 42-19 RES 256 - 2014, AUTHORIZES THE CREATION OF 3.0 FTE POSITIONS (2996,2997, and 2998) CONTINGENT UPON AGREEMENT WITH THE TOWN OF COTTAGE GROVE.
- 42-20 2015 RES-158, ADOPTED 8/13/15 CREATED 2.0 FTE SENIOR SOCIAL WORKER POSITIONS (#3033;#3034) AND A .50 FTE PROGRAM MANAGER (#3032) WITH FUNDING PROVIDED FROM DEPARTMENT OF WORK FORCE DEVELOPMENT GRANT FUNDING. POSITIONS ARE CONTINGENT UPON CONTINUED FUNDING FROM US DEPART OF LABOR, EMPLOYMENT AND TRAINING ADMINISTRATION. 2016 RECOMMENDED BUDGET ADDS .5 FTE PROGRAM MANAGER THAT IS GPR FUNDED. 2018 BUDGET BASE REMOVES 2.0 FTE SOCIAL WORKER GRANT FUNDED POSITIONS DUE TO LAPSE OF DWD FUNDING. GRANT FOR .50 FTE PROGRAM MANAGER IS EXTENDED UNTIL 6-30-18 AND REMAINS CONTINGENT UPON DWD GRANT FUNDING. 2019: 0.5 FTE PROGRAM MANAGER IS REMOVED FROM 2019 BASE BUDGET.
- 42-23 2018 REQUEST IS FOR 1.0 FTE PRE-HIRE DEPUTY SHERIFF I-II POSITION (#3123). PRE-HIRE POSITIONS ARE FUNDED AT 50%.
- 42-25 2018 RES-470 CREATES POSITION 3183, CONTINGENT UPON CONTINUAL AGREEMENT WITH VILLAGE OF DANE AND TOWN OF WESTPORT.
- 42-26 WEAPONS SCREENING PROGRAM TRANSFERRED TO SHERIFF'S OFFICE 1/1/20.
- 42-27 POSITION EFFECTIVE 4/1/20.
- 42-28 2019 RES-452 AUTHORIZES 4.0 FTE (POSITIONS #1882, 1943, 2397, 628) CONTINGENT ON CONTINUED AGREEMENT WITH THE VILLAGE OF WINDSOR.

**TREASURER**

- 18-01 REFERENCE 2015 RES-483, ADOPTED MARCH 17, 2016, FOR SALARY INFORMATION. 2019 RES-540 ESTABLISHES THE SALARY OF THE COUNTY TREASURER AS FOLLOWS: 2021 \$112,174; 2022 \$114,137; 2023 \$116,134; 2024 \$118,167.

**VETERANS SERVICES**

- 57-02-REQ 2021 REQUEST UNFUNDS 0.5 FTE POSITION #3101.

**WASTE & RENEWABLES**

- 89-02-REQ POSITION AUTHORIZED 03-01-2021.
- 89-03-REQ POSITION AUTHORIZED 07-01-2021.

**COUNTY OF DANE**  
**2021 Budget**  
**Position Changes**

Agency	Program	Agency Request	Executive Recomm.	Position Change	Range	Requested Cost	Recommended Cost
<b>Administration</b>							
	Information Management	0.000	0.000	INFORMATION MANAGEMENT SPECIALIST I (Un-fund position #3232)	P 09	\$ (104,200)	\$ (104,200)
	Information Management	0.000	0.000	SYSTEM ADMINISTRATOR I (Un-fund position #3233)	P011	\$ (117,300)	\$ (117,300)
	Maintenance & Construction	0.000	0.000	PAINTER (Un-fund position #1987)	T	\$ (102,000)	\$ (102,000)
	Maintenance & Construction	0.000	0.000	LEAD BUILDING TRADES (Un-fund position #3141)	T	\$ (129,600)	\$ (129,600)
	Printing & Services	0.000	0.000	PRINTING AND SERVICES SUPERVISOR (Un-fund position #177)	M 08	\$ (126,200)	\$ (126,200)
	<b>Administration Total</b>	<b>0.000</b>	<b>0.000</b>			<b>\$ (579,300)</b>	<b>\$ (579,300)</b>
<b>Airport</b>							
	Maintenance	1.000	1.000	MECHANIC	F 16	\$ 90,432	\$ 90,432
	<b>Airport Total</b>	<b>1.000</b>	<b>1.000</b>			<b>\$ 90,432</b>	<b>\$ 90,432</b>
<b>Alliant Energy Center of Dane County</b>							
	Administration	-1.000	-1.000	ASSISTANCE CENTER MGR EVENT SERVICES & OPERATIONS (Eliminate Position #1502)	M 14	\$ (148,300)	\$ (148,300)
	Administration	-1.000	-1.000	SENIOR SALES MANAGER (Eliminate Position #2146)	M 09	\$ (132,100)	\$ (132,100)
	Administration	-2.000	-2.000	EVENT COORDINATOR (Eliminate Positions #2312 & #2313)	P 06	\$ (190,100)	\$ (190,100)
	Administration	3.000	3.000	EVENT OPERATIONS SUPERVISOR	M 06	\$ 273,600	\$ 273,600
	Administration	1.000	1.000	PUBLIC INFORMATION OFFICER	P 05	\$ 88,100	\$ 88,100
	Administration	2.000	2.000	SALES COORDINATOR	P 05	\$ 176,100	\$ 176,100
	Administration	1.000	1.000	EVENT BOOKING CLERK	G 14	\$ 99,400	\$ 99,400
	Administration	1.000	1.000	CLERK I-II	G 07-10	\$ 81,700	\$ 81,700
	Conference Center	-2.000	-2.000	CREW LEADER (Eliminate Positions #1501 and #2301)	F 18	\$ (217,400)	\$ (217,400)
	Conference Center	-4.000	-4.000	CENTER LEAD WORKER (Eliminate Positions #1518, #1524, #2167, #2197)	F 11-12	\$ (402,000)	\$ (402,000)
	Conference Center	-1.000	-1.000	GROUNDSKEEPER (Eliminate Position #1504)	F 12	\$ (100,500)	\$ (100,500)
	Conference Center	-1.000	-1.000	ASSISTANT GROUNDSKEEPER (Eliminate Position #1509)	F 11	\$ (71,200)	\$ (71,200)
	Conference Center	-1.000	-1.000	STEAMFITTER (Eliminate Position #1511)	T	\$ (128,600)	\$ (128,600)
	Conference Center	-1.000	-1.000	ELECTRICIAN (Eliminate Position #2339)	T	\$ (123,600)	\$ (123,600)
	Conference Center	-1.000	-1.000	LEAD JANITOR (Eliminate Position #1870)	F 11	\$ (63,500)	\$ (63,500)
	Conference Center	-2.000	-2.000	JANITOR I (Eliminate Positions #2147, #3089)	F 09	\$ (165,800)	\$ (165,800)
	Conference Center	-1.000	-1.000	MECHANIC (Eliminate Position #1521)	F 16	\$ (92,100)	\$ (92,100)
	Conference Center	-1.000	-1.000	CENTER MAINTENANCE WORKER (Eliminate Position #1514)	F 11	\$ (93,100)	\$ (93,100)
	Conference Center	10.000	10.000	CENTER WORKER	F 11-12	\$ 843,300	\$ 843,300
	Conference Center	2.000	2.000	AUDIO/VISUAL COORDINATOR	P 5	\$ 171,600	\$ 171,600
	<b>Alliant Energy Center of Dane County Total</b>	<b>1.000</b>	<b>1.000</b>			<b>\$ (194,500)</b>	<b>\$ (194,500)</b>
<b>Board of Health Madison &amp; Dane County</b>							
	Board of Health Madison & Dane County	0.000	1.000	PUBLIC HEALTH PLANNER	P 11	\$ -	\$ 115,391
	Board of Health Madison & Dane County	0.000	1.000	PUBLIC HEALTH SUPERVISOR	M 12	\$ -	\$ 121,881
	<b>Board of Health Madison &amp; Dane County Total</b>	<b>0.000</b>	<b>2.000</b>			<b>\$ -</b>	<b>\$ 237,272</b>
<b>Clerk of Courts</b>							
	Pretrial Services	-2.000	-2.000	PRETRIAL SERVICES ASSESOR (Eliminate Positions #3100 and #3058 )	G 10	\$ (156,968)	\$ (156,968)
	<b>Clerk of Courts Total</b>	<b>-2.000</b>	<b>-2.000</b>			<b>\$ (156,968)</b>	<b>\$ (156,968)</b>
<b>Corporation Counsel</b>							
	Permanency Planning	-1.000	-1.000	ASSISTANCE CORPORATION COUNSEL #3158 (Transfer to Corporation Counsel)	A22-40	\$ (194,180)	\$ (194,180)
	Corporation Counsel	1.000	1.000	ASSISTANCE CORPORATION COUNSEL #3158 (Transfer from Permanency Planning)	A22-40	\$ 194,180	\$ 194,180
	<b>Corporation Counsel</b>	<b>0.000</b>	<b>0.000</b>			<b>\$ -</b>	<b>\$ -</b>

Agency	Program	Agency Request	Executive Recomm.	Position Change	Range	Requested	Recommended		
						Cost	Cost		
<b>Human Services</b>									
<b>Retitles:</b>									
	P&EI Administration	0.000	0.000	PEI HUMAN SERVICE MANAGER #1992 (Retitled from CYF Human Services Manager)	M 12	\$ -	\$ -		
	P&EI Administration	0.000	0.000	PEI HUMAN SERVICE MANAGER #1647 (Retitled from CYF Human Services Manager)	M 12	\$ -	\$ -		
	P&EI Administration	0.000	0.000	PEI HUMAN SERVICE MANAGER #1739 (Retitled from CYF Human Services Manager)	M 12	\$ -	\$ -		
<b>Transfers From:</b>									
	ACS Administration	-1.000	-1.000	ACCOUNTING ASSISTANT #1122 (Transfer to HS Administration)	G 18	\$ (86,000)	\$ (86,000)		
	ACS Administration	-0.800	-0.800	ACCOUNT CLERK II #1136 (Transfer to HS Administration)	G 14	\$ (79,100)	\$ (79,100)		
	ACS Administration	-1.000	-1.000	ACCOUNT CLERK II #1173 (Transfer to HS Administration)	G 14	\$ (101,200)	\$ (101,200)		
	ACS Administration	-1.000	-1.000	CAREGIVER SPECIALIST #3257 (Transfer to Area Agency on Aging)	P 07	\$ (92,600)	\$ (92,600)		
	Adult Protective Services	-1.000	-1.000	SOCIAL WORKER #1133 (Transfer to Area Agency on Aging)	SW 16-18	\$ (89,200)	\$ (89,200)		
	Adult Protective Services	-1.000	-1.000	SOCIAL WORKER #1707 (Transfer to HS Administration)	SW 16-18	\$ (91,000)	\$ (91,000)		
	Aging & Disability Resource Center	-0.500	-0.500	JANITOR #2896 (Transfer to HS Administration)	G 09	\$ (35,800)	\$ (35,800)		
	CYF Admin Youth Justice & CPS	-0.200	-0.200	ACCOUNT CLERK II #1136 (Transfer to HS Administration)	G 14	\$ (19,600)	\$ (19,600)		
	CYF Admin Youth Justice & CPS	-1.000	-1.000	COLLECTIONS SPECIALIST #1208 (Transfer to HS Administration)	G 17	\$ (104,000)	\$ (104,000)		
	CYF Admin Youth Justice & CPS	-1.000	-1.000	ACCOUNT CLERK II #1407 (Transfer to HS Administration)	G 14	\$ (98,700)	\$ (98,700)		
	CYF Admin Youth Justice & CPS	-1.000	-1.000	ACCOUNT CLERK II #1071 (Transfer to HS Administration)	G 14	\$ (83,000)	\$ (83,000)		
	EA Eligibility (Org 6062)	-1.000	-1.000	ECONOMIC SUPPORT SPECIALIST #1371 (Transfer to EA W2 Org 6362)	G 15	\$ (95,600)	\$ (95,600)		
	EA Eligibility (Org 6062)	-1.000	-1.000	ECONOMIC SUPPORT SPECIALIST #1470 (Transfer to EA W2 Org 6362)	G 15	\$ (94,300)	\$ (94,300)		
	EA Eligibility (Org 6062)	-1.000	-1.000	ECONOMIC SUPPORT SPECIALIST #2713 (Transfer to EA W2 Org 6362)	G 15	\$ (97,000)	\$ (97,000)		
	EA W2 (Org 6362)	-1.000	-1.000	ECONOMIC SUPPORT SPECIALIST #1452 (Transfer to EA Eligibility Org 6062)	G 15	\$ (74,800)	\$ (74,800)		
	EA W2 (Org 6362)	-1.000	-1.000	ECONOMIC SUPPORT SPECIALIST #2802 (Transfer to EA Eligibility Org 6062)	G 15	\$ (90,900)	\$ (90,900)		
<b>Transfers To:</b>									
	HS Administration	1.000	1.000	ACCOUNTING ASSISTANT #1122 (Transfer from ACS Administration)	G 14	\$ 86,000	\$ 86,000		
	HS Administration	1.000	1.000	ACCOUNT CLERK II #1136 (Transfer from CYF Admin Youth Justice & CPS)	G 14	\$ 98,700	\$ 98,700		
	HS Administration	1.000	1.000	ACCOUNT CLERK II #1173 (Transfer from ACS Administration)	G 14	\$ 101,200	\$ 101,200		
	HS Administration	0.500	0.500	JANITOR #2896 (Transfer from Aging & Disability Resource Center)	G 09	\$ 35,800	\$ 35,800		
	HS Administration	1.000	1.000	COLLECTIONS SPECIALIST #1208 (Transfer from Aging & Disability Resource Center)	G 17	\$ 104,000	\$ 104,000		
	HS Administration	1.000	1.000	ACCOUNT CLERK II #1407 (Transfer from Aging & Disability Resource Center)	G 14	\$ 98,700	\$ 98,700		
	HS Administration	1.000	1.000	ACCOUNT CLERK II #1071 (Transfer from Aging & Disability Resource Center)	G 14	\$ 83,000	\$ 83,000		
	Area Agency on Aging	1.000	1.000	CAREGIVER SPECIALIST #3257 (Transfer from ACS Administration)	P 07	\$ 92,600	\$ 92,600		
	Behavioral Health	1.000	1.000	SOCIAL WORKER #1133 (Transfer from Adult Protective Services)	SW 16-18	\$ 89,200	\$ 89,200		
	Behavioral Health	1.000	1.000	SOCIAL WORKER #1707 (Transfer from Adult Protective Services)	SW 16-18	\$ 91,000	\$ 91,000		
	EA Eligibility (Org 6062)	1.000	1.000	ECONOMIC SUPPORT SPECIALIST #1452 (Transfer from EA W2 Org 6362)	G 15	\$ 74,800	\$ 74,800		
	EA Eligibility (Org 6062)	1.000	1.000	ECONOMIC SUPPORT SPECIALIST #2802 (Transfer from EA W2 Org 6362)	G 15	\$ 90,900	\$ 90,900		
	EA W2 (Org 6362)	1.000	1.000	ECONOMIC SUPPORT SPECIALIST #1371 (Transfer from EA Eligibility Org 6062)	G 15	\$ 95,600	\$ 95,600		
	EA W2 (Org 6362)	1.000	1.000	ECONOMIC SUPPORT SPECIALIST #1470 (Transfer from EA Eligibility Org 6062)	G 15	\$ 94,300	\$ 94,300		
	EA W2 (Org 6362)	1.000	1.000	ECONOMIC SUPPORT SPECIALIST #2713 (Transfer from EA Eligibility Org 6062)	G 15	\$ 97,000	\$ 97,000		
<b>New:</b>									
	Comprehensive Community Services	1.000	1.000	SOCIAL WORKER	SW 16-18	\$ 87,300	\$ 87,300		
	Comprehensive Community Services	1.000	1.000	LEAD SOCIAL WORKER	SW 21	\$ 102,800	\$ 102,800		
	Comprehensive Community Services	1.000	1.000	SOCIAL WORKER - BILINGUAL (Effective date 06/01/21)	SW 16-18	\$ 51,300	\$ 51,300		
	Comprehensive Community Services	1.000	1.000	SOCIAL WORKER (Effective date 06/01/21)	SW 16-18	\$ 50,200	\$ 50,200		
	Community Programs	1.000	1.000	PROGRAM LEADER	SW 16-18	\$ 87,300	\$ 87,300		
	Counseling & Therapy	1.000	1.000	LEAD SOCIAL WORKER	SW 21	\$ 102,800	\$ 102,800		
	Disability Services	1.000	1.000	PROGRAM SPECIALIST (Effective date 06/01/21)	P 10	\$ 63,400	\$ 63,400		
	Disability Services	1.000	1.000	SOCIAL WORKER (Effective date 06/01/21)	SW 16-18	\$ 50,200	\$ 50,200		
	Disability Services	1.000	1.000	SOCIAL WORKER (Effective date 06/01/21)	SW 16-18	\$ 50,200	\$ 50,200		
<b>Unfunded:</b>									
	Behavioral Health	0.000	0.000	BEHAVIORAL HEALTH RESOURCE SPECIALIST (Unfund position #3244)	SW 20	\$ (99,915)	\$ (99,915)		
	BPHCC - Health Care Center	0.000	0.000	LAUNDRY WORKER (Unfund position #1399)	G 07	\$ (23,500)	\$ (23,500)		
	Community Programs	0.000	0.000	SOCIAL WORKER (Unfund position #1656)	SW 16-18	\$ (88,950)	\$ (88,950)		
	Eligibility	0.000	0.000	ECONOMIC SUPPORT SPECIALIST (Unfund position #2790)	G 15	\$ (88,500)	\$ (88,500)		
	Eligibility	0.000	0.000	ECONOMIC SUPPORT SPECIALIST ( #2790 - Executive Recommends Funding)	G 15	\$	\$ 88,500		
	Housing Access & Affordability	0.000	0.000	DIR. OF ECONOMIC & WORKFORCE DEV (Unfund position #2853)	M 12	\$ (124,557)	\$ (124,557)		
	Youth Justice	0.000	0.000	TRAUMA INFORMED CARE COORDINATOR (Unfund position #3175)	SW 20	\$ (101,440)	\$ (101,440)		
<b>Human Services Total</b>						<b>9.000</b>	<b>9.000</b>	<b>\$ 118,638</b>	<b>\$ 207,138</b>

Agency	Program	Agency Request	Executive Recomm.	Position Change	Range	Requested	Recommended
						Cost	Cost
<b>Land and Water Resources</b>							
	Administration	0.000	0.000	WATER QUALITY SPECIALIST (Un-fund position #3161)	P 09	\$ (104,900)	\$ (104,900)
	Administration	0.000	0.000	LAND & WATER YOUTH COORDINATOR (Un-fund position #3162)	P 07	\$ (94,100)	\$ (94,100)
	Administration	-1.000	-1.000	STORMWATER ENGINEER (Transfer Position #1755 to Water Resource Engineering)	P 12	\$ (130,700)	\$ (130,700)
	Conservation	0.000	0.000	CONSERVATION TECHNICIAN (Un-fund position #3163)	P 08	\$ (98,900)	\$ (98,900)
	Water Resources Engineering	1.000	1.000	STORMWATER ENGINEER (Transfer Position #1755 from Administration)	P 12	\$ 130,700	\$ 130,700
	<b>Land and Water Resources Total</b>	<b>0.000</b>	<b>0.000</b>			<b>\$ (297,900)</b>	<b>\$ (297,900)</b>
<b>Planning &amp; Development</b>							
	Zoning & Plat Review	-0.125	-0.125	CLERK III (Reduce #329 from 1.0 FTE to 0.5 FTE)	G 13	\$ (10,118)	\$ (10,118)
	Records and Support	-0.375	-0.375	CLERK III (Reduce #329 from 1.0 FTE to 0.5 FTE)	G 13	\$ (30,353)	\$ (30,353)
	<b>Planning &amp; Development Total</b>	<b>-0.500</b>	<b>-0.500</b>			<b>\$ (40,471)</b>	<b>\$ (40,471)</b>
<b>Register of Deeds</b>							
	Register of Deeds	-1.000	-1.000	REGISTER OF DEEDS CLERK (Eliminate Position #310)	G 13	\$ (85,700)	\$ (85,700)
	<b>Register of Deeds Total</b>	<b>-1.000</b>	<b>-1.000</b>			<b>\$ (85,700)</b>	<b>\$ (85,700)</b>
<b>Veterans</b>							
	Veterans Services	0.000	0.000	ASSISTANT VETERANS SERVICE OFFICER (Un-fund position #3101)	G 18	\$ (33,300)	\$ (33,300)
	<b>Veterans Total</b>	<b>0.000</b>	<b>0.000</b>			<b>\$ (33,300)</b>	<b>\$ (33,300)</b>
<b>Waste &amp; Renewables</b>							
	Methane Gas Operations	1.000	1.000	BIOGAS SPECIALIST	G 15	\$ 87,769	\$ 87,769
	Methane Gas Operations	1.000	1.000	BIOGAS ENGINEER (Effective date 03/01/21)	P 11	\$ 96,302	\$ 96,302
	Methane Gas Operations	1.000	1.000	BIOGAS TECHNICIAN (Effective date 07/01/21)	F 18	\$ 46,433	\$ 46,433
	<b>Waste &amp; Renewables Total</b>	<b>3.000</b>	<b>3.000</b>			<b>\$ 230,504</b>	<b>\$ 230,504</b>
<b>Totals</b>		<b>10.500</b>	<b>12.500</b>			<b>\$ (948,565)</b>	<b>\$ (622,793)</b>

**ATTORNEYS' SALARY SCHEDULE - "A"**

**Effective 12/08/19**

<b>RANGE</b>	<b>HOURLY RATE</b>	<b>BI-WEEKLY<sup>K</sup> RATE</b>	<b>MONTHLY<sup>J</sup> RATE</b>	<b>ANNUAL<sup>J</sup> RATE</b>
22 (1)	\$33.57	\$2,686	\$5,819	\$69,826
23	\$34.91	\$2,793	6,051	72,613
23.5	\$35.67	\$2,854	6,183	74,194
24	\$36.36	\$2,909	6,302	75,629
24.5	\$37.14	\$2,971	6,438	77,251
25	\$37.89	\$3,031	6,568	78,811
25.5	\$38.60	\$3,088	6,691	80,288
26	\$39.40	\$3,152	6,829	81,952
26.5	\$40.20	\$3,216	6,968	83,616
27	\$40.89	\$3,271	7,088	85,051
27.5	\$41.83	\$3,346	7,251	87,006
28	\$42.60	\$3,408	7,384	88,608
28.5	\$43.32	\$3,466	7,509	90,106
29	\$44.19	\$3,535	7,660	91,915
29.5	\$45.06	\$3,605	7,810	93,725
30 (2)	\$45.90	\$3,672	7,956	95,472
30.5	\$46.76	\$3,741	8,105	97,261
31	\$47.72	\$3,818	8,271	99,258
31.5	\$48.64	\$3,891	8,431	101,171
32	\$49.63	\$3,970	8,603	103,230
32.5	\$50.50	\$4,040	8,753	105,040
33	\$51.51	\$4,121	8,928	107,141
33.5	\$52.57	\$4,206	9,112	109,346
34	\$53.60	\$4,288	9,291	111,488
34.5	\$54.61	\$4,369	9,466	113,589
35	\$55.63	\$4,450	9,643	115,710
35.5	\$56.91	\$4,553	9,864	118,373
36	\$58.00	\$4,640	10,053	120,640
36.5	\$59.26	\$4,741	10,272	123,261
37	\$60.47	\$4,838	10,481	125,778
37.5	\$61.81	\$4,945	10,714	128,565
38	\$63.13	\$5,050	10,943	131,310
38.5	\$64.53	\$5,162	11,185	134,222
39	\$65.91	\$5,273	11,424	137,093
39.5	\$67.54	\$5,403	11,707	140,483
40	\$69.16	\$5,533	11,988	143,853

Effective 1/1/78 New Employees: 1) **Range 22-40**: Assistant Corporation Counsels start at Range 22. 2) **Range 30-40**: Judicial Court Commissioners start at Range 30. <sup>J</sup> Monthly and Annual rates based on 2,080 hours per year. <sup>K</sup> Biweekly rate based on 80 hours.

**DANE COUNTY EMPLOYEE GROUP 65 SALARY SCHEDULE - "F"**  
**Effective 12/08/19**

RANGE (SCALE)	HOURLY RATE	BIWEEKLY	MONTHLY*								ANNUAL RATE
			Step 1*	Step 2*	Step 3*	Step 4*	Step 5*				
06	21.78	1,742.40	\$ 3,775	22.04 \$ 3,820	22.47 \$ 3,895	22.92 \$ 3,973	23.29 \$ 4,037	\$ 45,302			
09	22.92	1,833.60	\$ 3,973	23.29 \$ 4,037	23.76 \$ 4,118	24.21 \$ 4,196	24.72 \$ 4,285	\$ 47,674			
10	23.29	1,863.20	\$ 4,037	23.76 \$ 4,118	24.21 \$ 4,196	24.72 \$ 4,285	25.17 \$ 4,363	\$ 48,443			
11	23.76	1,900.80	\$ 4,118	24.21 \$ 4,196	24.72 \$ 4,285	25.17 \$ 4,363	25.77 \$ 4,467	\$ 49,421			
12	24.21	1,936.80	\$ 4,196	24.72 \$ 4,285	25.17 \$ 4,363	25.77 \$ 4,467	26.34 \$ 4,566	\$ 50,357			
13	24.72	1,977.60	\$ 4,285	25.17 \$ 4,363	25.77 \$ 4,467	26.34 \$ 4,566	26.94 \$ 4,670	\$ 51,418			
14	25.17	2,013.60	\$ 4,363	25.77 \$ 4,467	26.34 \$ 4,566	26.94 \$ 4,670	27.47 \$ 4,761	\$ 52,354			
16	26.34	2,107.20	\$ 4,566	26.94 \$ 4,670	27.47 \$ 4,761	28.14 \$ 4,878	28.94 \$ 5,016	\$ 54,787			
17	26.94	2,155.20	\$ 4,670	27.47 \$ 4,761	28.14 \$ 4,878	28.94 \$ 5,016	29.66 \$ 5,141	\$ 56,035			
18	27.47	2,197.60	\$ 4,761	28.14 \$ 4,878	28.94 \$ 5,016	29.66 \$ 5,141	30.39 \$ 5,268	\$ 57,138			
19	28.14	2,251.20	\$ 4,878	28.94 \$ 5,016	29.66 \$ 5,141	30.39 \$ 5,268	31.27 \$ 5,420	\$ 58,531			

Biweekly rate based on 80 hours of Step 1. Monthly and Annual rates based on 2,080 hours per year.



**DANE COUNTY EMPLOYEE GROUPS 705 AND 720 SALARY SCHEDULE - "G"**  
**Effective 12/08/19**

RANGE (SCALE)	HOURLY RATE	BIWEEKLY	MONTHLY*					ANNUAL RATE STEP 1				
			Step 1*	Step 2*	Step 3*	Step 4*	Step 5*					
03	\$ 18.49	\$ 1,479.20	\$ 3,205	\$ 19.24	\$ 3,335	\$ 20.03	\$ 3,472	\$ 20.76	\$ 3,598			\$ 38,459
04	\$ 20.37	1,629.60	\$ 3,531	\$ 20.97	\$ 3,635	\$ 21.28	\$ 3,689	\$ 21.63	\$ 3,749	\$ 21.92	\$ 3,799	\$ 42,370
05	\$ 20.67	1,653.60	\$ 3,583	\$ 21.28	\$ 3,689	\$ 21.63	\$ 3,749	\$ 21.92	\$ 3,799	\$ 22.43	\$ 3,888	\$ 42,994
06	\$ 21.50	1,720.00	\$ 3,727	\$ 21.82	\$ 3,782	\$ 22.15	\$ 3,839	\$ 22.54	\$ 3,907	\$ 23.02	\$ 3,990	\$ 44,720
07	\$ 21.82	1,745.60	\$ 3,782	\$ 22.15	\$ 3,839	\$ 22.54	\$ 3,907	\$ 23.02	\$ 3,990	\$ 23.37	\$ 4,051	\$ 45,386
08	\$ 22.15	1,772.00	\$ 3,839	\$ 22.54	\$ 3,907	\$ 23.02	\$ 3,990	\$ 23.37	\$ 4,051	\$ 23.82	\$ 4,129	\$ 46,072
09	\$ 22.54	1,803.20	\$ 3,907	\$ 23.02	\$ 3,990	\$ 23.37	\$ 4,051	\$ 23.82	\$ 4,129	\$ 24.31	\$ 4,214	\$ 46,883
10	\$ 23.02	1,841.60	\$ 3,990	\$ 23.37	\$ 4,051	\$ 23.82	\$ 4,129	\$ 24.31	\$ 4,214	\$ 24.85	\$ 4,307	\$ 47,882
11	\$ 23.37	1,869.60	\$ 4,051	\$ 23.82	\$ 4,129	\$ 24.31	\$ 4,214	\$ 24.85	\$ 4,307	\$ 25.34	\$ 4,392	\$ 48,610
12	\$ 23.82	1,905.60	\$ 4,129	\$ 24.31	\$ 4,214	\$ 24.85	\$ 4,307	\$ 25.34	\$ 4,392	\$ 25.88	\$ 4,486	\$ 49,546
12F	\$ 24.21	1,936.80	\$ 4,196	\$ 24.72	\$ 4,285	\$ 25.17	\$ 4,363	\$ 25.77	\$ 4,467	\$ 26.34	\$ 4,566	\$ 50,357
13	\$ 24.31	1,944.80	\$ 4,214	\$ 24.85	\$ 4,307	\$ 25.34	\$ 4,392	\$ 25.88	\$ 4,486	\$ 26.43	\$ 4,581	\$ 50,565
14	\$ 24.85	1,988.00	\$ 4,307	\$ 25.34	\$ 4,392	\$ 25.88	\$ 4,486	\$ 26.43	\$ 4,581	\$ 27.03	\$ 4,685	\$ 51,688
14F	\$ 25.17	2,013.60	\$ 4,363	\$ 25.77	\$ 4,467	\$ 26.34	\$ 4,566	\$ 26.94	\$ 4,670	\$ 27.47	\$ 4,761	\$ 52,354
15	\$ 25.34	2,027.20	\$ 4,392	\$ 25.88	\$ 4,486	\$ 26.43	\$ 4,581	\$ 27.03	\$ 4,685	\$ 27.60	\$ 4,784	\$ 52,707
16	\$ 25.88	2,070.40	\$ 4,486	\$ 26.43	\$ 4,581	\$ 27.03	\$ 4,685	\$ 27.60	\$ 4,784	\$ 28.34	\$ 4,912	\$ 53,830
16F	\$ 26.34	2,107.20	\$ 4,566	\$ 26.94	\$ 4,670	\$ 27.47	\$ 4,761	\$ 28.14	\$ 4,878	\$ 28.94	\$ 5,016	\$ 54,787
17	\$ 26.43	2,114.40	\$ 4,581	\$ 27.03	\$ 4,685	\$ 27.60	\$ 4,784	\$ 28.34	\$ 4,912	\$ 28.99	\$ 5,025	\$ 54,974
18	\$ 27.03	2,162.40	\$ 4,685	\$ 27.60	\$ 4,784	\$ 28.34	\$ 4,912	\$ 28.99	\$ 5,025	\$ 29.81	\$ 5,167	\$ 56,222
18F	\$ 27.47	2,197.60	\$ 4,761	\$ 28.14	\$ 4,878	\$ 28.94	\$ 5,016	\$ 29.66	\$ 5,141	\$ 30.39	\$ 5,268	\$ 57,138
19	\$ 27.60	2,208.00	\$ 4,784	\$ 28.34	\$ 4,912	\$ 28.99	\$ 5,025	\$ 29.81	\$ 5,167	\$ 30.59	\$ 5,302	\$ 57,408
20	\$ 28.34	2,267.20	\$ 4,912	\$ 28.99	\$ 5,025	\$ 29.81	\$ 5,167	\$ 30.59	\$ 5,302	\$ 31.42	\$ 5,446	\$ 58,947
21	\$ 28.99	2,319.20	\$ 5,025	\$ 29.81	\$ 5,167	\$ 30.59	\$ 5,302	\$ 31.42	\$ 5,446	\$ 32.38	\$ 5,613	\$ 60,299
22	\$ 29.81	2,384.80	\$ 5,167	\$ 30.59	\$ 5,302	\$ 31.42	\$ 5,446	\$ 32.38	\$ 5,613	\$ 33.31	\$ 5,774	\$ 62,005

Biweekly rate based on 80 hours of Step 1. Monthly and Annual rates based on 2,080 hours per year.

**WPPA DEPUTY SHERIFFS' ASSOCIATION SALARY SCHEDULE - "L"**

**Effective 12/8/19**

<b>RANGE</b>	<b>STEP</b>	<b>HOURLY</b>	<b>BIWEEKLY</b>	<b>MONTHLY</b>	<b>ANNUAL</b>
15	1	\$27.34	\$ 2,042.30	\$4,440	\$53,286
	2	\$28.38	2,119.99	4,609	55,313
	3	\$29.11	2,174.52	4,728	56,735
	4	\$30.01	2,241.75	4,874	58,489
	5	\$30.71	2,294.04	4,988	59,854
	6	\$31.66	2,365.00	5,142	61,705
	7	\$32.55	2,431.49	5,287	63,440
	8	\$33.76	2,521.87	5,483	65,798
	9	\$35.05	2,618.24	5,693	68,312
(Step 8 Effective December 19, 1999 after earning 169 longevity credits)					
(Step 9 Effective October 16, 1994 after earning 260 longevity credits)					
16	1	\$30.22	2,257.43	4,908	58,899
	2	\$31.00	2,315.70	5,035	60,419
	3	\$31.84	2,378.45	5,171	62,056
	4	\$32.66	2,439.70	5,305	63,654
	5	\$33.57	2,507.68	5,452	65,428
	6	\$34.82	2,601.05	5,655	67,864
	7	\$36.18	2,702.65	5,876	70,515
(Step 6 Effective December 19, 1999 after earning 169 longevity credits)					
(Step 7 Effective October 16, 1994 after earning 260 longevity credits)					
17	1	\$31.24	2,333.63	5,074	60,887
	2	\$32.00	2,390.40	5,197	62,368
	3	\$32.83	2,452.40	5,332	63,986
	4	\$33.76	2,521.87	5,483	65,798
	5	\$34.71	2,592.84	5,637	67,650
	6	\$36.04	2,692.19	5,853	70,242
	7	\$37.41	2,794.53	6,076	72,912
(Step 6 Effective December 19, 1999 after earning 169 longevity credits)					
(Step 7 Effective October 16, 1994 after earning 260 longevity credits)					

**Management Salary Schedule**  
**For ranges coded with an 'M' in the salary schedule**  
**Effective 12/08/19**

	2	3	4	5	6	7	8	9	
range	hire	1 yr	2 yr	3 yr	4 yr	9 yr	13 yr	16 yr	range
6	25.86	27.08	28.33	29.62	30.52	31.43	32.34	33.30	6
7	27.40	28.66	30.02	31.42	32.32	33.29	34.26	35.28	7
8	29.39	30.78	32.19	33.69	34.71	35.71	36.79	37.89	8
9	31.86	33.31	34.84	36.52	37.65	38.76	39.87	41.09	9
10	34.44	36.04	37.74	39.52	40.67	41.90	43.17	44.50	10
11	37.24	38.98	40.80	42.68	43.99	45.31	46.69	48.09	11
12	39.97	41.84	43.83	45.88	47.29	48.68	50.14	51.65	12
13	42.99	44.99	47.13	49.33	50.80	52.34	53.87	55.50	13

**Senior Management Salary Schedule**  
**For ranges coded with an 'M' in the salary schedule**  
**Effective 12/08/19**

	2	3	4	5	6	7	8	9	
range	hire	1 yr	2 yr	3 yr	4 yr	9 yr	13 yr	16 yr	range
14	45.94	48.18	50.48	52.91	54.51	56.22	57.89	59.64	14
15	49.09	51.47	53.93	56.55	58.26	60.03	61.89	63.75	15
16	52.45	54.99	57.65	60.44	62.25	64.18	66.12	68.11	16
17	56.07	58.78	61.60	64.60	66.56	68.59	70.68	72.88	17
18	59.94	62.84	65.89	69.02	71.17	73.33	75.60	77.89	18
19	64.06	67.17	70.41	73.83	76.08	78.41	80.80	83.29	19

**HEALTH CARE 1199 SALARY SCHEDULE**  
**For Positions Coded with "N" in the Salary Schedule**  
**Effective 12/8/19**

Classification Title	Range	Step	Rate	Rate	Rate	Rate
Communicable Disease	16	1	28.88	2,310.40	5,006	60,070
Outreach Specialist		2	29.77	2,381.60	5,160	61,922
		3	30.72	2,457.60	5,325	63,898
		4	31.65	2,532.00	5,486	65,832
		5	32.64	2,611.20	5,658	67,891
		6	33.65	2,692.00	5,833	69,992
		7	34.71	2,776.80	6,016	72,197
Graduate Nurse	17	1	33.10	2,648.00	5,737	68,848
		2	34.13	2,730.40	5,916	70,990
		3	35.21	2,816.80	6,103	73,237
		4	36.29	2,903.20	6,290	75,483
		5	37.41	2,992.80	6,484	77,813
		6	38.58	3,086.40	6,687	80,246
		7	39.79	3,183.20	6,897	82,763
Classification Title	Range	Step	Rate	Rate	Rate	Rate
Dental Health Coord	18	1	33.74	2,699.20	5,848	70,179
Health Education Coord		2	34.81	2,784.80	6,034	72,405
Public Health Dietician		3	35.94	2,875.20	6,230	74,755
Public Health Commun. Coord		4	37.04	2,963.20	6,420	77,043
Public Health Nurse		5	38.14	3,051.20	6,611	79,331
		6	39.42	3,153.60	6,833	81,994
		7	40.58	3,246.40	7,034	84,406
Classification Title	Range	Step	Rate	Rate	Rate	Rate
Breastfeeding Coord	18A	1	35.43	2,834.40	6,141	73,694
HIV/Aids Coordinator		2	36.54	2,923.20	6,334	76,003
Immunization Coord		3	37.69	3,015.20	6,533	78,395
PH Epidemiologist		4	38.85	3,108.00	6,734	80,808
Registered Dietician		5	40.07	3,205.60	6,946	83,346
Registered Nurse		6	41.28	3,302.40	7,155	85,862
WIC Lead Worker		7	42.48	3,398.40	7,363	88,358
Chronic Disease Prev. Coord						
Nurse Fam Partnership Coord						
Perinatal Coordinator						
Tuberculosis Coordinator						

**HEALTH CARE 1199 SALARY SCHEDULE**  
**For Positions Coded with "N" in the Salary Schedule**  
**Effective 12/8/19**

Classification Title	Range	Step	Rate	Rate	Rate	Rate
Clinical Care Coordinator	19	1	37.14	2,971.20	6,438	77,251
		2	38.32	3,065.60	6,642	79,706
		3	39.55	3,164.00	6,855	82,264
		4	40.75	3,260.00	7,063	84,760
		5	41.98	3,358.40	7,277	87,318
		6	43.38	3,470.40	7,519	90,230
		7	44.67	3,573.60	7,743	92,914

<sup>K</sup> Biweekly rate based on 80 hours.

<sup>J</sup> Monthly and Annual rates based on 2,080 hours per year.

**WPPA SUPERVISORY LAW ENFORCEMENT UNIT  
SALARY SCHEDULE -  
For Classifications with an "O"  
Effective 12/8/19**

<b>RANGE</b>	<b>STEP</b>	<b>HOURLY</b>	<b>BIWEEKLY</b>	<b>MONTHLY</b>	<b>ANNUAL</b>
17	1	\$ 35.10	\$ 2,808.00	\$ 6,084	\$ 73,008
	2	\$ 36.21	2,896.80	6,276	75,317
	3	\$ 37.27	2,981.60	6,460	77,522
	4	\$ 38.38	3,070.40	6,653	79,830
	5	\$ 39.78	3,182.40	6,895	82,742
	6	\$ 41.35	3,308.00	7,167	86,008
	7	\$ 42.96	3,436.80	7,446	89,357

<b>RANGE</b>	<b>STEP</b>	<b>HOURLY</b>	<b>BIWEEKLY</b>	<b>MONTHLY</b>	<b>ANNUAL</b>
19	1	\$ 37.60	\$ 3,008.00	\$ 6,517	\$ 78,208
	2	\$ 38.74	3,099.20	6,715	80,579
	3	\$ 39.87	3,189.60	6,911	82,930
	4	\$ 41.05	3,284.00	7,115	85,384
	5	\$ 42.55	3,404.00	7,375	88,504
	6	\$ 44.18	3,534.40	7,658	91,894
	7	\$ 45.88	3,670.40	7,953	95,430

**Dane County Employee Group 1871**  
**For ranges coded with an 'P' in the salary schedule**  
**Effective 12/08/19**

range	2 hire	3 1 yr	4 2 yr	5 3 yr	6 4 yr	7 9 yr	8 13 yr	9 16 yr	range
5	24.58	25.71	26.90	28.15	28.98	29.85	30.72	31.64	5
6	25.86	27.08	28.33	29.62	30.52	31.43	32.34	33.30	6
7	27.40	28.66	30.02	31.42	32.32	33.29	34.26	35.28	7
8	29.39	30.78	32.19	33.69	34.71	35.71	36.79	37.89	8
9	31.86	33.31	34.84	36.52	37.65	38.76	39.87	41.09	9
10	34.44	36.04	37.74	39.52	40.67	41.90	43.17	44.50	10
11	37.24	38.98	40.80	42.68	43.99	45.31	46.69	48.09	11
12	39.97	41.84	43.83	45.88	47.29	48.68	50.14	51.65	12
13	42.99	44.99	47.13	49.33	50.80	52.34	53.87	55.50	13
14	45.94	48.18	50.48	52.91	54.51	56.22	57.89	59.64	14

**EMPLOYEE GROUP 2634 SALARY SCHEDULE**  
**For positions coded 'SW' in the salary schedule**  
**Effective 12/8/19**

RANGE	STEP	HOURLY RATE	BIWEEKLY RATE	MONTHLY RATE	ANNUAL RATE
16-18	1	24.77	1,981.60	4,293	51,522
	2	26.00	2,080.00	4,507	54,080
18	1	27.13	2,170.40	4,703	56,430
	2	28.38	2,270.40	4,919	59,030
	3	29.77	2,381.60	5,160	61,922
	4	31.11	2,488.80	5,392	64,709
	5	32.55	2,604.00	5,642	67,704
19	1	28.38	2,270.40	4,919	59,030
	2	29.77	2,381.60	5,160	61,922
	3	31.11	2,488.80	5,392	64,709
	4	32.55	2,604.00	5,642	67,704
	5	34.06	2,724.80	5,904	70,845
20	1	29.77	2,381.60	5,160	61,922
	2	31.11	2,488.80	5,392	64,709
	3	32.55	2,604.00	5,642	67,704
	4	34.06	2,724.80	5,904	70,845
	5	35.68	2,854.40	6,185	74,214
21	1	31.20	2,496.00	5,408	64,896
	2	32.63	2,610.40	5,656	67,870
	3	34.12	2,729.60	5,914	70,970
	4	35.68	2,854.40	6,185	74,214
	5	37.41	2,992.80	6,484	77,813

Advancement to Range 18 Step 1 and beyond is dependent upon prior accumulation of 120 hours of in-service credits. If the 120 hours are accumulated after earning more than 19.5 longevity credits, the employee shall be placed on the Step appropriate to the number of longevity credits, with no retroactivity.



**BUILDING & CONSTRUCTION TRADES COUNCIL OF S CENTRAL WI**  
**SALARY SCHEDULE - "T"**  
**Effective 12/8/19**

<b>CLASSIFICATION</b>	<b>12/8/2019</b>
Carpenter	\$ 32.84
Lead Electrician	\$ 39.95
Electrician	\$ 38.19
Apprentice Electrician (40%)	\$ 15.86
(45%)	\$ 17.73
(55%)	\$ 21.44
(65%)	\$ 25.16
(75%)	\$ 28.90
(80%)	\$ 30.77
(100%)	\$ 38.19
Painter	\$ 31.59
Apprentice Painter (45%)	\$ 14.75
(55%)	\$ 17.80
(65%)	\$ 20.88
(75%)	\$ 23.94
(85%)	\$ 27.01
Lead Building Trades	\$ 43.31
Steamfitters	\$ 40.19
Apprentice Steamfitter (40%)	\$ 16.66
(45%)	\$ 18.60
(50%)	\$ 20.60
(55%)	\$ 22.54
(60%)	\$ 24.49
(65%)	\$ 26.47
(70%)	\$ 28.42
(75%)	\$ 30.37
(80%)	\$ 32.34
(85%)	\$ 34.32



**DANE COUNTY, WISCONSIN**

## VII. VALUATION



**Dane County  
Equalized Valuation (A)**

District	2019		2020	
	Rec. Value All Property	Ratio	Rec. Value All Property	Ratio
<b>Towns</b>				
Albion	\$244,023,300	0.00367	\$249,439,000	0.00356
Berry	\$220,340,700	0.00331	\$214,646,800	0.00306
Black Earth	\$79,830,500	0.00120	\$87,538,700	0.00125
Blooming Grove	\$184,017,600	0.00277	\$183,936,700	0.00263
Blue Mounds	\$157,757,900	0.00237	\$161,707,400	0.00231
Bristol	\$587,957,300	0.00884	\$630,083,000	0.00899
Burke	\$510,552,200	0.00768	\$524,281,000	0.00748
Christiana	\$139,688,900	0.00210	\$145,324,400	0.00207
Cottage Grove	\$460,310,800	0.00692	\$499,405,700	0.00713
Cross Plains	\$273,379,100	0.00411	\$298,943,100	0.00427
Dane	\$133,948,200	0.00201	\$142,144,600	0.00203
Deerfield	\$206,331,200	0.00310	\$214,144,400	0.00306
Dunkirk	\$219,794,100	0.00331	\$227,395,600	0.00325
Dunn	\$834,455,200	0.01255	\$857,854,200	0.01224
Madison	\$437,406,700	0.00658	\$458,976,000	0.00655
Mazomanie	\$136,207,400	0.00205	\$141,825,600	0.00202
Medina	\$159,482,200	0.00240	\$162,073,300	0.00231
Middleton	\$1,366,516,300	0.02055	\$1,467,676,700	0.02095
Montrose	\$144,129,900	0.00217	\$155,602,400	0.00222
Oregon	\$457,324,900	0.00688	\$472,710,100	0.00675
Perry	\$90,247,900	0.00136	\$94,236,900	0.00134
Pleasant Springs	\$521,185,000	0.00784	\$542,022,100	0.00774
Primrose	\$100,938,600	0.00152	\$104,335,500	0.00149
Roxbury	\$265,038,400	0.00399	\$279,334,200	0.00399
Rutland	\$281,682,200	0.00424	\$294,190,600	0.00420
Springdale	\$338,618,500	0.00509	\$355,101,400	0.00507
Springfield	\$461,412,000	0.00694	\$504,899,700	0.00721
Sun Prairie	\$312,573,900	0.00470	\$331,020,200	0.00472
Vermont	\$161,650,700	0.00243	\$177,835,300	0.00254
Verona	\$356,827,800	0.00537	\$365,678,000	0.00522
Vienna	\$263,602,400	0.00396	\$282,849,900	0.00404
Westport	\$941,015,000	0.01415	\$951,526,600	0.01358
York	\$84,268,900	0.00127	\$84,254,600	0.00120
Total for Towns	\$11,132,515,700	0.16741	\$11,662,993,700	0.16645

District	2019		2020	
	Rec. Value All Property	Ratio	Rec. Value All Property	Ratio
<b>Villages</b>				
Belleville	\$189,458,200	0.00285	\$210,793,700	0.00301
Black Earth	\$128,719,300	0.00194	\$127,568,500	0.00182
Blue Mounds	\$83,155,400	0.00125	\$87,125,000	0.00124
Brooklyn	\$80,321,900	0.00121	\$85,099,900	0.00121
Cambridge	\$163,586,000	0.00246	\$179,502,500	0.00256
Cottage Grove	\$698,056,700	0.01050	\$724,294,100	0.01034
Cross Plains	\$388,869,800	0.00585	\$392,397,400	0.00560
Dane	\$103,011,600	0.00155	\$101,363,000	0.00145
Deerfield	\$216,787,300	0.00326	\$227,498,600	0.00325
DeForest	\$1,140,802,000	0.01715	\$1,202,526,900	0.01716
Maple Bluff	\$467,585,100	0.00703	\$489,991,600	0.00699
Marshall	\$230,117,300	0.00346	\$252,278,400	0.00360
Mazomanie	\$160,331,500	0.00241	\$158,722,500	0.00227
McFarland	\$1,012,262,700	0.01522	\$1,075,707,900	0.01535
Mount Horeb	\$728,367,800	0.01095	\$763,522,800	0.01090
Oregon	\$1,212,814,500	0.01824	\$1,287,691,200	0.01838
Rockdale	\$16,260,700	0.00024	\$16,516,600	0.00024
Shorewood Hills	\$569,924,000	0.00857	\$577,689,200	0.00824
Waunakee	\$1,929,469,200	0.02901	\$1,947,710,600	0.02780
Windsor	\$978,601,000	0.01472	\$1,025,360,000	0.01463
Total for Villages	\$10,498,502,000	0.15787	\$10,933,360,400	0.15604
<b>Cities</b>				
Edgerton	\$10,733,100	0.00016	\$12,805,800	0.00018
Fitchburg	\$3,065,972,600	0.04610	\$3,209,720,600	0.04581
Madison	\$29,802,896,700	0.44816	\$31,603,117,100	0.45102
Middleton	\$3,180,754,300	0.04783	\$3,360,380,600	0.04796
Monona	\$1,258,410,700	0.01892	\$1,320,051,400	0.01884
Stoughton	\$1,176,283,200	0.01769	\$1,199,002,400	0.01711
Sun Prairie	\$3,404,540,900	0.05120	\$3,610,664,700	0.05153
Verona	\$2,969,335,200	0.04465	\$3,158,533,200	0.04508
Total for Cities	\$44,868,926,700	0.67472	\$47,474,275,800	0.67752
<b>Total for County</b>	<b>\$66,499,944,400</b>	<b>1.00000</b>	<b>\$70,070,629,900</b>	<b>1.00000</b>

(A) Due to the varying assessment policies of the sixty municipalities of the County, the County uses the equalized value of the taxable property for tax levy purposes. The equalized value is prepared by the Wisconsin Department of Revenue, Division of State & Local Finance, Bureau of Equalization.

## VIII (a). CAPITAL BUDGET – INTRODUCTION





### Capital Budget Introduction

#### A. CAPITAL BUDGET SCOPE

The 2021 capital budget continues the policy originated in the 1992 Adopted Budget requiring completely separate operating and capital budgets to be submitted to the County Board which show total capital and operating expenditures being recommended in each document.

Capital projects are defined as major investments in public facilities and infrastructure, including buildings, highways, equipment, and land. Projects included in the capital budget usually cost at least \$50,000 and are anticipated to have a substantial useful life. Smaller projects may be included depending on the useful life.

Dane County debt issues are typically 10 years in length. Items with a shorter useful life are repaid more quickly. Certain construction projects and Conservation Fund acquisitions are amortized over 20 years. In this budget, any item authorized for borrowing has a useful life of at least the term of the borrowing.

Capital budget items typically include:

- Major remodeling or new construction of buildings and related architectural and engineering costs.
- Highway reconstruction or major maintenance projects with a substantial useful life.
- Conservation fund land purchases.
- Purchases of equipment.
- Smaller remodeling projects involving a package of related improvements with a useful life of ten years.

**Capital Budget Introduction (continued)****B. THE CAPITAL IMPROVEMENT PLANNING AND BUDGETING PROCESS**

The Capital Budget is one part of a cycle of long-range and short-range capital improvement planning and budgeting. It represents the annual authorization of projects which typically were previously considered in a multi-year capital planning process.

The process of developing the Capital Improvement Plan involves multi-disciplinary planning for the long-term maintenance or replacement of these types of assets. Capital projects are expensive, have a significant useful life, and require more than one year to complete. As in the operating budget environment, the County must allocate a limited amount of resources among an ever-growing number of competing capital project requests. It is only through an organized planning process that all capital requests can be effectively evaluated, resources allocated, and assets adequately maintained.

The goals of capital improvements planning are as follows:

- to meet obligations to maintain all existing facilities and equipment in good repair, address potential liability problems, and conform to Federal and State regulations;
- to respond to opportunities to achieve economies in operation through automation, energy efficiency, or other capital investments;
- to consider long-range financing strategies for major capital projects which balance capital needs, operational needs, and fiscal responsibility in a framework which supports priority-setting by policy-makers.
- to provide a basis for justifying and approving capital projects and accountability for implementation.

**Capital Budget Introduction (continued)**

The annual capital planning and budgeting cycle is expected to involve the following steps and time frames:

- June-August- Departments submit their requests to the Department of Administration.
- October - County Executive's annual Capital Budget recommendations are submitted to the County Board.
- November - Decisions on Capital Budget are formalized.

**C. BUDGET CONTROL POLICIES**

Total expenditures shall be controlled for each capital project such that its authorized appropriation will not be exceeded.

Capital projects to be financed with borrowed funds may not proceed in advance of borrowing except with prior approval of the County Executive and County Board through resolution.

**D. THE CAPITAL BUDGET DOCUMENT**

The next section of this document provides a schedule of authorized expenditures and revenues for capital projects. It also shows information about 2019 expenditures; 2020 budgets, spending to date, and estimated year-end amounts.

This schedule represents the appropriation by the Board and Executive of capital funding, and provides a basis for budgetary control.

Following this schedule, Project Detail Summaries are provided for each authorized project. This includes a description of the project ("what" it does), its justification ("why" it is being proposed), timing ("when"), and in some cases its location ("where"). Financial information is also indicated by category of expense and revenue source.

**Capital Budget Introduction (continued)**

Following the project detail sheets, information is provided on financing and in particular, debt obligations of the County which currently exist and those that are being proposed.

## VIII(b). PLANNED PROJECTS TABLE



DANE COUNTY  
2021 CAPITAL PROJECTS BUDGET

2019 ACTUAL	2020			2021					
	MODIFIED BUDGET	EXP. THRU 6/30/20	TOTAL EST. EXPEND.	AGENCY REQUEST	EXECUTIVE RECOMM.	OUTSIDE REVENUE	EQUITY APPLIED	BORROWING PROCEEDS	TOTAL SOURCES
<b>GENERAL GOVERNMENT **</b>									
<b>COUNTY BOARD</b>									
\$0	\$160,000	\$0	\$160,000						
\$0	\$325,000	\$0	\$325,000						
\$14,488	\$1,020,513	\$0	\$1,020,512						
\$17,565	\$38,535	\$11,606	\$38,535						
\$0	\$10,000	\$0	\$10,000						
\$32,053	\$1,554,048	\$11,606	\$1,554,047	\$0	\$0	\$0	\$0	\$0	\$0
<b>OFFICE OF EQUITY &amp; INCLUSION</b>									
\$0	\$45,000	\$0	\$45,000						
\$0	\$45,000	\$0	\$45,000	\$0	\$0	\$0	\$0	\$0	\$0
<b>COUNTY CLERK</b>									
\$0	\$8,000	\$7,280	\$8,000						
\$0	\$8,000	\$7,280	\$8,000	\$0	\$0	\$0	\$0	\$0	\$0
<b>ADMINISTRATION</b>									
\$9,508	\$30,492	\$2,609	\$30,492	\$0	\$0				\$0
\$38,586	\$47,349	\$4,624	\$47,349	\$0	\$0				\$0
\$0	\$48,980	\$0	\$48,980	\$0	\$0				\$0
\$0	\$0	\$0	\$0	\$60,000	\$60,000			\$60,000	\$60,000
(\$53,266)	(\$126,821)	\$0	(\$126,821)	(\$60,000)	(\$60,000)			(\$60,000)	(\$60,000)
\$5,172	\$0	\$0	\$0	\$0	\$0				\$0
\$1,069,217	\$12,901,153	\$209,180	\$12,901,153	\$0	\$6,000,000			\$6,000,000	\$6,000,000
\$304,419	\$0	\$0	\$0	\$0	\$810,000			\$810,000	\$810,000
\$0	\$1,300,000	\$0	\$1,300,000	\$0	\$0				\$0
\$13,238	\$9,568	\$0	\$9,568	\$0	\$0				\$0
\$161,681	\$0	\$0	\$0	\$0	\$0				\$0
\$509,602	\$0	\$0	\$0	\$0	\$0				\$0
\$62,024	\$0	\$0	\$0	\$0	\$0				\$0
\$847,191	\$41,282	\$9,690	\$41,282	\$0	\$0				\$0
\$98,419	\$0	\$0	\$0	\$0	\$0				\$0
\$0	\$305,000	\$1,138	\$305,000	\$0	\$0				\$0
\$10,029	\$38,091	\$14,357	\$38,091	\$0	\$0				\$0
\$170,090	\$0	\$0	\$0	\$0	\$0				\$0
\$0	\$117,385	\$0	\$117,385	\$0	\$0				\$0
\$0	\$2,550,000	\$2,501,285	\$0	\$0	\$0				\$0
\$0	\$468,637	\$0	\$468,637	\$0	\$0				\$0
\$52,967	\$10,458	\$0	\$10,458	\$0	\$0				\$0
\$0	\$0	\$0	\$0	\$0	\$3,000,000			\$3,000,000	\$3,000,000
\$661,329	\$0	\$0	\$0	\$0	\$0				\$0
\$118,663	\$0	\$0	\$0	\$0	\$0				\$0
\$67,622	\$0	\$0	\$0	\$0	\$0				\$0
\$0	\$313,341	\$0	\$313,341	\$0	\$0				\$0
\$253,634	\$1,364,431	\$51,858	\$1,612,431	\$0	\$0				\$0
\$750,000	\$1,000,000	\$0	\$1,000,000	\$0	\$0				\$0
\$0	\$0	\$0	\$0	\$0	\$150,000			\$150,000	\$150,000
\$0	\$0	\$0	\$0	\$0	\$2,000,000			\$2,000,000	\$2,000,000
\$274,512	\$199,889	\$52,325	\$199,889	\$0	\$0				\$0
\$3,023	\$0	\$0	\$0	\$0	\$0				\$0
\$6,794	\$6,807	\$2,548	\$6,807	\$0	\$0				\$0
\$208,975	\$12,525	\$0	\$12,525	\$0	\$0				\$0
\$65,294	\$1,653,357	\$1,022,686	\$1,653,357	\$0	\$0				\$0
\$218	\$389,782	\$225,973	\$389,782	\$0	\$0				\$0
\$0	\$60,000	\$0	\$60,000	\$60,000	\$60,000	\$24,500		\$35,500	\$60,000
\$0	\$0	\$0	\$0	\$625,000	\$625,000	\$255,000		\$370,000	\$625,000

DANE COUNTY  
2021 CAPITAL PROJECTS BUDGET

2019 ACTUAL	2020			2021					
	MODIFIED BUDGET	EXP. THRU 6/30/20	TOTAL EST. EXPEND.	AGENCY REQUEST	EXECUTIVE RECOMM.	OUTSIDE REVENUE	EQUITY APPLIED	BORROWING PROCEEDS	TOTAL SOURCES
GENERAL GOVERNMENT, cont. **									
				ADMINISTRATION, cont.					
\$0	\$75,000	\$0	\$75,000						\$0
\$161,964	\$0	\$0	\$0						\$0
\$177,372	\$3,561	\$0	\$3,561						\$0
\$0	\$53,582	\$0	\$53,582						\$0
\$0	\$48,000	\$0	\$48,000						\$0
\$0	\$150,000	\$0	\$150,000						\$0
\$0	\$120,000	\$0	\$120,000						\$0
\$0	\$554,000	\$0	\$554,000						\$0
\$0	\$13,500	\$0	\$13,500						\$0
\$14,896	\$1,085,104	\$15,714	\$1,085,104						\$0
\$6,000	\$14,000	\$0	\$254,000						\$0
\$0	\$65,000	\$0	\$65,000						\$0
\$20,600	\$14,400	\$0	\$14,400						\$0
\$0	\$184,800	\$0	\$184,800						\$0
\$0	\$0	\$0	\$0						\$0
\$0	\$75,000	\$0	\$75,000	\$155,000	\$155,000			\$155,000	\$155,000
\$0	\$65,000	\$0	\$65,000						\$0
\$62,752	\$81,248	\$0	\$81,248						\$0
\$0	\$14,000	\$0	\$14,000						\$0
\$0	\$199,635	\$0	\$199,635						\$0
\$0	\$160,000	\$0	\$160,000	\$150,000	\$150,000	\$61,200		\$88,800	\$150,000
\$506,469	\$15,807	\$14,183	\$15,807						\$0
\$15,095	\$449,905	\$50,194	\$209,905						\$0
\$0	\$147,398	\$0	\$147,398						\$0
\$4,765	\$439,235	\$0	\$439,235						\$0
\$0	\$125,000	\$0	\$125,000						\$0
\$64,050	\$10,950	\$7,732	\$10,950						\$0
\$0	\$9,000	\$0	\$9,000						\$0
\$0	\$15,000	\$0	\$15,000						\$0
\$0	\$600,000	\$0	\$600,000						\$0
\$15,825	\$134,175	\$0	\$134,175						\$0
\$0	\$800,000	\$0	\$800,000						\$0
\$0	\$37,300	\$0	\$37,300						\$0
\$0	\$45,000	\$0	\$45,000						\$0
\$9,985	\$50,015	\$9,990	\$50,015						\$0
\$28,398	\$21,602	\$560	\$21,602						\$0
\$0	\$48,300	\$0	\$48,300						\$0
\$0	\$32,700	\$12,006	\$32,700						\$0
\$0	\$24,362	\$0	\$24,362						\$0
\$0	\$2,668	\$0	\$2,668						\$0
\$321,328	\$61,240	\$40,852	\$61,240						\$0
\$0	\$329,240	\$0	\$329,240						\$0
\$19,111	\$52,573	\$3,000	\$52,573						\$0
\$0	\$33,700	\$0	\$33,700						\$0
\$0	\$980,400	\$0	\$980,400						\$0
\$0	\$425,000	\$0	\$425,000						\$0
\$0	\$0	\$0	\$0						\$0
\$0	\$0	\$0	\$0	\$40,000	\$40,000			\$40,000	\$40,000
\$0	\$0	\$0	\$0	\$50,000	\$50,000			\$50,000	\$50,000
\$0	\$0	\$0	\$0	\$60,000	\$60,000			\$60,000	\$60,000
\$0	\$0	\$0	\$0	\$45,000	\$45,000			\$45,000	\$45,000
\$0	\$127,600	\$0	\$127,600						\$0
\$0	\$50,000	\$11,805	\$50,000						\$0
\$0	\$0	\$0	\$0	\$36,000	\$36,000			\$36,000	\$36,000
\$4,100	\$35,360	\$35,360	\$35,360						\$0
\$0	\$70,000	\$0	\$70,000						\$0
\$30,750	\$89,250	\$1,000	\$89,250						\$0



DANE COUNTY  
2021 CAPITAL PROJECTS BUDGET

2019 ACTUAL	2020			2021					
	MODIFIED BUDGET	EXP. THRU 6/30/20	TOTAL EST. EXPEND.	AGENCY REQUEST	EXECUTIVE RECOMM.	OUTSIDE REVENUE	EQUITY APPLIED	BORROWING PROCEEDS	TOTAL SOURCES
<b>GENERAL GOVERNMENT, cont. **</b>									
				<b>ADMINISTRATION, cont.</b>					
\$0	\$22,000	\$535	\$22,000		\$0				\$0
\$0	\$50,000	\$0	\$50,000		\$40,000			\$40,000	\$40,000
\$0	\$98,000	\$0	\$98,000		\$170,000			\$170,000	\$170,000
\$107,815	\$411,305	\$0	\$411,305		\$0				\$0
\$4,110	\$0	\$0	\$0		\$0				\$0
\$0	\$203,400	\$0	\$203,400		\$0				\$0
\$253,292	\$71,708	\$5,950	\$71,708		\$0				\$0
\$28,058	\$43,293	\$0	\$43,292	\$30,000	\$30,000			\$30,000	\$30,000
\$0	\$0	\$0	\$0	\$40,000	\$40,000			\$40,000	\$40,000
\$0	\$0	\$0	\$0	\$60,000	\$60,000			\$60,000	\$60,000
\$0	\$831,147	\$116,878	\$831,147		\$0				\$0
\$0	\$248,679	\$41,892	\$248,679	\$125,000	\$125,000			\$125,000	\$125,000
\$0	\$759,540	\$174,270	\$759,540	\$150,000	\$150,000			\$150,000	\$150,000
\$0	\$381,087	\$163,833	\$381,087	\$125,000	\$125,000			\$125,000	\$125,000
\$0	\$737,371	\$279,550	\$737,371		\$0				\$0
\$0	\$653,006	\$21,592	\$653,006	\$100,000	\$100,000			\$100,000	\$100,000
\$0	\$772,936	\$577,296	\$772,936	\$3,000,000	\$3,000,000			\$3,000,000	\$3,000,000
\$0	\$438,481	\$48,139	\$438,481	\$150,000	\$150,000			\$150,000	\$150,000
\$0	\$211,250	\$71	\$211,250		\$0				\$0
\$0	(\$2,514)	\$0	(\$2,514)		\$0				\$0
\$0	\$2,514	\$0	\$2,514		\$0				\$0
\$0	\$68,000	\$67,776	\$68,000		\$0				\$0
\$0	(\$68,000)	\$0	(\$68,000)		\$0				\$0
\$0	\$65,000	\$54,897	\$65,000		\$0				\$0
\$0	(\$65,000)	\$0	(\$65,000)		\$0				\$0
\$0	\$0	\$0	\$0	(\$28,000)	(\$28,000)			(\$28,000)	(\$28,000)
\$0	\$0	\$0	\$0	\$28,000	\$28,000			\$28,000	\$28,000
\$7,565,676	\$36,913,517	\$5,853,349	\$34,611,518	\$5,211,000	\$17,171,000	\$340,700	\$0	\$16,830,300	\$17,171,000
				<b>CORPORATION COUNSEL</b>					
\$0	\$21,535	\$0	\$21,535		\$0				\$0
\$0	\$21,535	\$0	\$21,535		\$0	\$0	\$0	\$0	\$0
\$7,597,729	\$38,542,100	\$5,872,235	\$36,240,100	\$5,211,000	\$17,171,000	\$340,700	\$0	\$16,830,300	\$17,171,000
<b>PUBLIC SAFETY &amp; CRIMINAL JUSTICE **</b>									
				<b>MEDICAL EXAMINER</b>					
\$0	\$17,333	\$0	\$17,333		\$0				\$0
\$36,388	\$4,612	\$0	\$4,612		\$0				\$0
\$0	\$45,179	\$0	\$45,179		\$0				\$0
\$0	\$50,900	\$0	\$50,900		\$0				\$0
\$20,479	\$205,375	\$0	\$205,375	\$380,600	\$380,600			\$380,600	\$380,600
\$56,867	\$323,399	\$0	\$323,399	\$380,600	\$380,600	\$0	\$0	\$380,600	\$380,600
				<b>DISTRICT ATTORNEY</b>					
\$38,323	\$34,050	\$0	\$34,050		\$0				\$0
\$0	\$100,000	\$0	\$100,000		\$0				\$0
\$0	\$5,000	\$0	\$5,000		\$0				\$0
\$22,612	\$3,188	\$0	\$3,188		\$0				\$0
\$0	\$45,000	\$0	\$45,000		\$0				\$0
\$0	\$4,662	\$0	\$4,662		\$0				\$0
\$0	\$10,000	\$0	\$10,000		\$0				\$0
\$60,935	\$201,900	\$0	\$201,900	\$0	\$0	\$0	\$0	\$0	\$0

DANE COUNTY  
2021 CAPITAL PROJECTS BUDGET

2019 ACTUAL	2020			2021					
	MODIFIED BUDGET	EXP. THRU 6/30/20	TOTAL EST. EXPEND.	AGENCY REQUEST	EXECUTIVE RECOMM.	OUTSIDE REVENUE	EQUITY APPLIED	BORROWING PROCEEDS	TOTAL SOURCES
<b>PUBLIC SAFETY &amp; CRIMINAL JUSTICE, cont. **</b>									
<b>SHERIFF</b>									
\$27,485	\$23,785	\$0	\$23,785	\$22,800	\$22,800			\$22,800	\$22,800
\$68,524	\$14,740	\$0	\$16,076	\$0	\$0				\$0
\$13,223	\$77	\$0	\$77	\$0	\$0				\$0
\$0	\$10,000	\$9,750	\$10,000	\$0	\$0				\$0
\$0	\$16,000	\$16,000	\$16,000	\$0	\$0				\$0
\$1,307	\$23,554	\$0	\$23,554	\$0	\$0				\$0
\$26,676	\$45,434	\$6,589	\$45,434	\$33,300	\$33,300			\$33,300	\$33,300
\$0	\$16,148	\$0	\$16,148	\$0	\$0				\$0
\$0	\$53,100	\$0	\$53,100	\$0	\$0				\$0
\$0	\$2,700	\$0	\$2,700	\$0	\$0				\$0
\$57,000	\$0	\$0	\$0	\$0	\$0				\$0
\$0	\$39,730	\$0	\$39,730	\$0	\$0				\$0
\$44,801	\$134,740	\$6,735	\$134,740	\$60,000	\$60,000			\$60,000	\$60,000
\$0	\$6,420	\$0	\$6,420	\$0	\$0				\$0
\$0	\$78,100	\$0	\$78,100	\$0	\$0				\$0
\$0	\$10,900	\$3,025	\$10,900	\$0	\$0				\$0
\$0	\$30,000	\$0	\$30,000	\$0	\$0				\$0
\$0	\$27,500	\$0	\$27,500	\$0	\$0				\$0
\$105	\$3,763,895	\$11,747	\$3,763,895	\$0	\$0				\$0
\$0	\$18,300	\$0	\$18,300	\$0	\$0				\$0
\$1,910	\$3,255	\$0	\$3,255	\$0	\$0				\$0
\$0	\$1,386	\$0	\$1,386	\$0	\$0				\$0
\$8,163	\$262,265	\$7,500	\$262,265	\$626,000	\$626,000			\$626,000	\$626,000
\$11,896	\$16,104	\$0	\$16,104	\$0	\$0				\$0
\$0	\$20,308	\$0	\$20,308	\$0	\$0				\$0
\$38,249	\$18,733	\$0	\$18,733	\$0	\$0				\$0
\$0	\$15,000	\$0	\$15,000	\$0	\$0				\$0
\$0	\$14,336	\$0	\$13,000	\$0	\$0				\$0
\$0	\$39,000	\$0	\$39,000	\$0	\$0				\$0
\$0	\$102,997	\$0	\$102,997	\$0	\$0				\$0
\$2,342,818	\$147,130,342	\$1,799,142	\$147,130,342	\$0	\$0				\$0
\$0	\$6,800	\$0	\$6,800	\$0	\$0				\$0
\$105,716	\$3,771,787	\$90,367	\$3,771,787	\$0	\$0				\$0
\$0	\$79,964	\$79,768	\$79,964	\$0	\$0				\$0
\$0	\$10,200	\$0	\$10,200	\$0	\$0				\$0
\$0	\$7,000	\$0	\$7,000	\$0	\$0				\$0
\$17,463	\$6,537	\$0	\$6,537	\$0	\$0				\$0
\$109,744	\$253,818	\$11,920	\$253,818	\$0	\$0				\$0
\$0	\$14,100	\$0	\$14,100	\$0	\$0				\$0
\$0	\$1,547	\$0	\$1,547	\$0	\$0				\$0
\$35,647	\$206,282	\$0	\$206,282	\$0	\$0				\$0
\$0	\$9,255	\$0	\$9,255	\$0	\$0				\$0
\$0	\$8,000	\$0	\$8,000	\$0	\$0				\$0
\$8,895	\$9,905	\$0	\$9,905	\$0	\$0				\$0
\$0	\$3,700	\$0	\$3,700	\$0	\$0				\$0
\$0	\$8,900	\$8,874	\$8,900	\$0	\$0				\$0
\$40,172	\$238,240	\$220,790	\$238,240	\$168,000	\$168,000			\$168,000	\$168,000
\$0	\$12,266	\$0	\$12,266	\$0	\$0				\$0
\$26,951	\$2,509	\$0	\$2,509	\$0	\$0				\$0
\$0	\$61	\$0	\$61	\$0	\$0				\$0
\$0	\$20,906	\$0	\$20,906	\$0	\$0				\$0
\$0	\$3,300	\$0	\$3,300	\$0	\$0				\$0
\$54,268	\$234,476	\$1,544	\$234,476	\$0	\$0				\$0
\$33,000	\$300	\$0	\$300	\$0	\$0				\$0
\$4,963	\$133,037	\$110,056	\$133,037	\$0	\$0				\$0
\$2,362	\$1,338	\$151	\$1,338	\$0	\$0				\$0
\$0	\$14,315	\$0	\$14,314	\$0	\$0				\$0
\$1,848	\$119	\$0	\$119	\$0	\$0				\$0

DANE COUNTY  
2021 CAPITAL PROJECTS BUDGET

2019 ACTUAL	2020			TOTAL EST. EXPEND.	2021					
	MODIFIED BUDGET	EXP. THRU 6/30/20	TOTAL EST. EXPEND.		AGENCY REQUEST	EXECUTIVE RECOMM.	OUTSIDE REVENUE	EQUITY APPLIED	BORROWING PROCEEDS	TOTAL SOURCES
<b>PUBLIC SAFETY &amp; CRIMINAL JUSTICE, cont. **</b>										
					<b>SHERIFF, cont.</b>					
\$0	\$130,268	\$0	\$130,268		\$0	\$0				\$0
\$0	\$50,973	\$0	\$50,973		\$0	\$0				\$0
\$15,000	\$0	\$0	\$0		\$0	\$0				\$0
\$0	\$0	\$0	\$0		\$31,600	\$31,600		\$31,600		\$31,600
\$11,617	\$7,950	\$0	\$7,950		\$0	\$0				\$0
\$0	\$0	\$0	\$0		\$24,000	\$24,000		\$24,000		\$24,000
\$0	\$0	\$0	\$0		\$183,800	\$183,800		\$183,800		\$183,800
\$18,598	\$0	\$0	\$0		\$0	\$0				\$0
\$0	\$0	\$0	\$0		\$100,800	\$100,800		\$100,800		\$100,800
\$393,871	\$923,798	\$315,304	\$923,798		\$868,300	\$868,300		\$868,300		\$868,300
\$0	\$4,700	\$0	\$4,700		\$0	\$0				\$0
\$603,285	\$145,056	\$109,251	\$145,056		\$0	\$0				\$0
\$0	\$30,000	\$0	\$30,000		\$0	\$0				\$0
\$4,125,556	\$158,290,255	\$2,808,513	\$158,290,255	<b>TOTAL SHERIFF</b>	\$2,118,600	\$2,118,600	\$0	\$0	\$2,118,600	\$2,118,600
				<b>PUBLIC SAFETY COMMUNICATIONS</b>						
\$1,460	\$101,076	\$9,507	\$101,076		\$0	\$0				\$0
\$85,716	\$133,003	\$45,688	\$133,003		\$0	\$0				\$0
\$141,710	\$21,344	\$0	\$21,344		\$0	\$0				\$0
\$75,509	\$324,491	\$21,250	\$324,491		\$0	\$0				\$0
\$20,000	\$0	\$0	\$0		\$0	\$0				\$0
\$0	\$100,000	\$71,019	\$100,000		\$0	\$0				\$0
\$0	\$70,000	\$65,843	\$70,000		\$0	\$0				\$0
\$3,283	\$10,000	\$0	\$10,000		\$0	\$0				\$0
\$0	\$70,000	\$0	\$70,000		\$0	\$0				\$0
\$0	\$150,000	\$0	\$150,000		\$0	\$0				\$0
\$4,124	\$5,000	\$1,749	\$5,000		\$5,000	\$5,000		\$5,000		\$5,000
\$0	\$0	\$0	\$0		\$0	\$0				\$0
\$78,689	\$1,137,762	\$11,772	\$1,137,762		\$500,000	\$500,000		\$500,000		\$500,000
\$71,701	\$344,348	\$77,753	\$344,348		\$0	\$0				\$0
\$16,315	\$11,008	\$0	\$11,008		\$10,000	\$10,000		\$10,000		\$10,000
\$0	\$0	\$0	\$0		\$65,000	\$65,000		\$65,000		\$65,000
\$37,850	\$27,189	\$11,327	\$27,189		\$0	\$0				\$0
\$0	\$60,000	\$0	\$60,000		\$0	\$0				\$0
\$0	\$30,000	\$24,935	\$30,000		\$0	\$0				\$0
\$0	\$0	\$0	\$0		\$100,000	\$100,000		\$100,000		\$100,000
\$536,356	\$2,595,220	\$340,843	\$2,595,221	<b>TOTAL PUBLIC SAFETY COMMUNICATIONS</b>	\$680,000	\$680,000	\$0	\$0	\$680,000	\$680,000
				<b>EMERGENCY MANAGEMENT</b>						
\$0	\$270,000	\$2,861	\$270,000		\$0	\$0				\$0
\$178,998	\$67,758	\$65,614	\$67,758		\$0	\$0				\$0
\$0	\$50,000	\$23,890	\$50,000		\$0	\$0				\$0
\$0	\$3,000,000	\$1,798,298	\$3,000,000		\$0	\$4,400,000		\$4,400,000		\$4,400,000
\$78,187	\$21,813	\$0	\$21,813		\$0	\$0				\$0
\$0	\$72,800	\$0	\$65,000		\$0	\$0				\$0
\$50,225	\$0	\$0	\$0		\$0	\$0				\$0
\$24,600	\$0	\$0	\$0		\$0	\$0				\$0
\$0	\$45,000	\$0	\$45,000		\$0	\$0				\$0
\$13,306	\$0	\$0	\$0		\$0	\$0				\$0
\$14,000	\$0	\$0	\$0		\$0	\$0				\$0
\$359,315	\$3,527,371	\$1,890,663	\$3,519,571	<b>TOTAL EMERGENCY MANAGEMENT</b>	\$0	\$4,400,000	\$0	\$0	\$4,400,000	\$4,400,000
				<b>JUVENILE COURT</b>						
\$0	\$10,000	\$0	\$10,000		\$0	\$0				\$0
\$0	\$12,000	\$11,721	\$12,000		\$0	\$0				\$0
\$0	\$0	\$0	\$0		\$17,600	\$17,600		\$17,600		\$17,600
\$99,675	\$3,860,325	\$66,320	\$3,860,325		\$0	\$0				\$0

DANE COUNTY  
2021 CAPITAL PROJECTS BUDGET

2019 ACTUAL	2020			2021					
	MODIFIED BUDGET	EXP. THRU 6/30/20	TOTAL EST. EXPEND.	AGENCY REQUEST	EXECUTIVE RECOMM.	OUTSIDE REVENUE	EQUITY APPLIED	BORROWING PROCEEDS	TOTAL SOURCES
<b>PUBLIC SAFETY &amp; CRIMINAL JUSTICE, cont. **</b>									
				<b>JUVENILE COURT, cont.</b>					
\$17,545	\$0	\$0	\$0	REPLACE ASPHALT SHINGLE ROOF	\$0	\$0			\$0
\$0	\$20,000	\$500	\$20,000	REPLACEMENT EQUIP-DETENTION	\$0	\$0			\$0
\$0	\$34,000	\$0	\$34,000	VEHICLE - HOME DETENTION	\$0	\$0			\$0
\$117,220	\$3,936,325	\$78,541	\$3,936,325	<b>TOTAL JUVENILE COURT</b>	\$17,600	\$17,600	\$0	\$0	\$17,600
\$5,256,249	\$168,874,470	\$5,118,560	\$168,866,671	<b>TOTAL PUBLIC SAFETY &amp; CRIMINAL JUSTICE</b>	\$3,196,800	\$7,596,800	\$0	\$0	\$7,596,800
<b>HEALTH &amp; HUMAN NEEDS **</b>									
				<b>BADGER PRAIRIE HEALTH CENTER</b>					
\$60,166	\$20,434	\$0	\$20,434	BPHCC STORMWATER CONTROL SYSTM	\$0	\$0			\$0
\$0	\$0	\$0	\$0	COVID CARE AREA - BPHCC	\$0	\$853,000		\$853,000	\$853,000
\$0	(\$880,761)	\$0	(\$880,761)	FIXED ASSET ADDITIONS-CAP BDGT	(\$162,200)	(\$1,015,200)		(\$1,015,200)	(\$1,015,200)
\$35,738	\$131,168	\$2,377	\$131,168	LED LIGHTING UPGRADES	\$0	\$0			\$0
\$0	\$0	\$0	\$0	NURSE CALL SYSTEM	\$100,000	\$100,000		\$100,000	\$100,000
\$11,607	\$0	\$0	\$0	NURSING HOME CONSTRUCTION	\$0	\$0			\$0
\$0	\$363,400	\$0	\$363,400	PARKING LOT REPLACEMENT-BPHCC	\$0	\$0			\$0
\$46,937	\$43,369	\$0	\$43,369	RATED DOOR REPLACEMENT	\$0	\$0			\$0
\$46,937	\$101,532	\$19,171	\$101,532	RESIDENT CARE EQUIPMENT/IMPRVM	\$62,200	\$62,200		\$62,200	\$62,200
\$154,448	(\$220,858)	\$21,548	(\$220,858)	<b>TOTAL BADGER PRAIRIE HEALTH CENTER</b>	\$0	\$0	\$0	\$0	\$0
				<b>HUMAN SERVICES</b>					
\$19,608	\$88,057	\$29,370	\$88,057	SCHEDULING SOFTWARE	\$0	\$0			\$0
\$0	\$96,800	\$0	\$96,800	SERVING KITCHENS	\$0	\$0			\$0
\$0	\$36,000	\$36,000	\$36,000	VEHICLE REPLACEMENT	\$0	\$0			\$0
\$0	\$0	\$0	\$0	ADDICTION RECOVERY HOUSE	\$0	\$500,000		\$500,000	\$500,000
\$66,502	\$34,056	\$3,833	\$34,056	DEMOLITION OF NURSES DORM	\$0	\$0			\$0
\$10,304	\$50,814	\$6,575	\$50,814	HOMELESS DAY RESOURCE CENTER	\$0	\$0			\$0
\$8,853	\$109,157	\$1,044	\$109,157	IT NETWORK CLOSET UPGRADES	\$0	\$0			\$0
\$23,150	\$1,850	\$0	\$1,850	JCO/NIP LOBBY SECURITY	\$0	\$0			\$0
\$0	\$48,743	\$0	\$48,743	JOB CENTER CARPET REPLACEMENT	\$0	\$0			\$0
\$0	\$1,650,800	\$0	\$1,650,800	JOB CENTER CUBICLES	\$0	\$0			\$0
\$7,157	\$13,743	\$0	\$13,743	LANDSCAPE PROJECT-STOUGHTON	\$0	\$0			\$0
\$0	\$75,000	\$0	\$75,000	REHAB OF DAY RESOURCE CENTER	\$0	\$0			\$0
\$0	\$11,509	\$0	\$11,509	RENTAL HOUSING ACQUISITION	\$0	\$0			\$0
\$0	\$1,300,000	\$0	\$1,300,000	SALVATION ARMY DEVELOPMNT PROJ	\$0	\$0			\$0
\$12,754	\$23,707	\$0	\$23,707	SIDEWALK/PARKING LOT PROJECTS	\$0	\$0			\$0
\$0	\$75,000	\$0	\$75,000	SIT STAND DESKS	\$0	\$0			\$0
\$0	\$21,300	\$0	\$21,300	TRACTOR WITH SALTER	\$0	\$0			\$0
\$0	\$0	\$0	\$0	TRIAGE CENTER PLANNING	\$0	\$300,000		\$300,000	\$300,000
\$52,080	\$226,963	\$0	\$226,963	VEHICLE REPLACEMENT	\$66,000	\$66,000		\$66,000	\$66,000
\$200,407	\$3,863,499	\$76,821	\$3,863,499	<b>TOTAL HUMAN SERVICES</b>	\$66,000	\$866,000	\$0	\$0	\$866,000
\$354,855	\$3,642,641	\$98,369	\$3,642,641	<b>TOTAL HEALTH &amp; HUMAN NEEDS</b>	\$66,000	\$866,000	\$0	\$0	\$866,000
<b>CONSERVATION &amp; ECONOMIC DEVELOPMENT **</b>									
				<b>PLANNING &amp; DEVELOPMENT</b>					
\$0	\$6,500	\$0	\$6,500	OFFICE IMPROVEMENTS	\$0	\$0			\$0
(\$476,600)	\$1,219,044	\$0	\$1,219,044	PERMIT/TAX/ASSESSMENT SYSTEM	\$0	\$0			\$0
\$179,055	\$423,620	\$13,600	\$423,620	RE-MONUMENTATION PROJECT	\$200,000	\$200,000		\$200,000	\$200,000
\$0	\$60,000	\$0	\$60,000	VEHICLE REPLACEMENT	\$0	\$0			\$0
(\$297,545)	\$1,709,164	\$13,600	\$1,709,164	<b>TOTAL PLANNING &amp; DEVELOPMENT</b>	\$200,000	\$200,000	\$0	\$0	\$200,000
				<b>LAND INFORMATION OFFICE</b>					
\$0	\$183,400	\$50,000	\$183,400	FLY DANE DIGITAL TERRAIN & ORT	\$100,000	\$100,000	\$40,100	\$59,900	\$0
\$0	\$183,400	\$50,000	\$183,400	<b>TOTAL LAND INFORMATION OFFICE</b>	\$100,000	\$100,000	\$40,100	\$59,900	\$0

DANE COUNTY  
2021 CAPITAL PROJECTS BUDGET

2019 ACTUAL	2020			2021					
	MODIFIED BUDGET	EXP. THRU 6/30/20	TOTAL EST. EXPEND.	AGENCY REQUEST	EXECUTIVE RECOMM.	OUTSIDE REVENUE	EQUITY APPLIED	BORROWING PROCEEDS	TOTAL SOURCES
<b>CONSERVATION &amp; ECONOMIC DEVELOPMENT, cont. **</b>									
				<b>METHANE GAS</b>					
\$0	\$2,350,000	\$164,149	\$1,000,000						
\$0	\$0	\$0	\$0		\$0	\$0			\$0
(\$8,440,840)	(\$2,500,752)	\$0	(\$2,500,752)	\$200,000	\$200,000			\$200,000	\$200,000
\$0	\$0	\$0	\$0	(\$1,250,000)	(\$1,250,000)			(\$1,250,000)	(\$1,250,000)
\$0	\$900,000	\$0	\$900,000	\$800,000	\$800,000			\$800,000	\$800,000
\$0	\$3,378	\$0	\$3,378						\$0
\$8,440,841	\$2,744,738	\$264,332	\$594,738						\$0
\$0	\$0	\$0	\$0						\$0
\$0	\$0	\$0	\$0	\$50,000	\$50,000			\$50,000	\$50,000
\$0	\$0	\$0	\$0	\$200,000	\$200,000			\$200,000	\$200,000
\$0	\$2,636	\$0	\$2,636						\$0
\$1	\$3,500,000	\$428,481	\$0	<b>TOTAL METHANE GAS</b>					
				\$0	\$0	\$0	\$0	\$0	\$0
<b>DEPARTMENT OF WASTE &amp; RENEWABLES</b>									
\$0	\$15,000	\$0	\$15,000						\$0
\$9,995	\$0	\$0	\$0						\$0
\$0	\$199,817	\$0	\$199,817						\$0
\$6,025	\$4,280	\$0	\$4,280						\$0
\$7,020	\$2,028,180	\$6,008	\$2,028,180						\$0
\$0	\$75,000	\$0	\$75,000						\$0
\$0	\$650,000	\$0	\$650,000						\$0
\$0	\$30,000	\$24,442	\$30,000						\$0
\$0	\$50,000	\$0	\$50,000						\$0
\$306,489	\$0	\$0	\$0						\$0
\$9,900	\$65,100	\$0	\$65,100						\$0
\$0	\$50,230	\$50,230	\$49,025						\$0
(\$1,913,728)	(\$24,872,606)	\$0	(\$24,872,606)	(\$850,000)	(\$850,000)			(\$850,000)	(\$850,000)
\$0	\$45,000	\$19,500	\$45,000						\$0
\$5,831	\$0	\$0	\$0						\$0
\$370,150	\$279,686	\$50,282	\$279,686						\$0
\$0	\$3,946	\$0	\$3,946						\$0
\$19,310	\$5,690	\$0	\$5,690						\$0
\$268,854	\$248,210	\$123,921	\$248,210						\$0
\$128,500	\$100	\$0	\$100						\$0
\$0	\$2,435	\$0	\$2,435						\$0
\$0	\$2,000,000	\$0	\$2,000,000						\$0
\$0	\$12,000,000	\$5,500	\$12,000,000						\$0
\$0	\$15,308	\$0	\$15,308						\$0
\$0	\$0	\$0	\$0	\$850,000	\$850,000			\$850,000	\$850,000
\$119,481	\$54,614	\$0	\$54,614						\$0
\$0	\$8,831	\$0	\$8,831						\$0
\$21,901	\$1,759	\$0	\$1,759						\$0
\$46,960	\$6,026,835	\$1,861,007	\$6,028,040						\$0
\$37,741	\$118,854	\$16,931	\$118,854						\$0
\$0	\$2,238	\$0	\$2,238						\$0
\$0	\$15,000	\$0	\$15,000						\$0
\$28,700	\$591	\$0	\$591						\$0
\$0	\$43,545	\$0	\$43,545						\$0
\$0	\$300,000	\$11,523	\$300,000						\$0
\$14,161	\$0	\$0	\$0						\$0
\$39,610	\$135,390	\$3,297	\$135,390						\$0
\$2,700	\$7,300	\$0	\$7,300						\$0
\$0	\$108,435	\$0	\$108,435						\$0
\$0	\$2,898	\$0	\$2,898						\$0
\$0	\$602,953	\$598,220	\$2,953						\$0
\$0	\$8,025	\$0	\$8,025						\$0
\$0	\$25,000	\$0	\$25,000						\$0
\$0	\$20,000	\$7,425	\$20,000						\$0
\$9,850	\$5,150	\$0	\$5,150						\$0
\$0	\$11,500	\$0	\$11,500						\$0

DANE COUNTY  
2021 CAPITAL PROJECTS BUDGET

2019 ACTUAL	2020			TOTAL EST. EXPEND.	2021					
	MODIFIED BUDGET	EXP. THRU 6/30/20			AGENCY REQUEST	EXECUTIVE RECOMM.	OUTSIDE REVENUE	EQUITY APPLIED	BORROWING PROCEEDS	TOTAL SOURCES
<b>CONSERVATION &amp; ECONOMIC DEVELOPMENT, cont. **</b>										
					<b>DEPARTMENT OF WASTE &amp; RENEWABLES, cont.</b>					
\$0	\$19,924	\$0	\$19,924	SOLAR ENERGY FEASIBILITY STUDY	\$0	\$0				\$0
\$159,404	\$160,292	\$11,872	\$160,292	STAGE IV - CLOSURE	\$0	\$0				\$0
\$0	\$6,000	\$5,458	\$6,000	TIRE CHANGER	\$0	\$0				\$0
\$0	\$10,800	\$0	\$10,800	TRIPLE PAN MOWER	\$0	\$0				\$0
\$35,949	\$4,051	\$0	\$4,051	UTILITY VEHICLES	\$0	\$0				\$0
\$0	\$4,631	\$0	\$4,631	WALKING FLOOR TRAILER	\$0	\$0				\$0
\$0	\$0	\$0	\$0	C&D GRINDER	\$100,000	\$100,000			\$100,000	\$100,000
\$0	\$0	\$0	\$0	END LOADER	\$325,000	\$325,000			\$325,000	\$325,000
\$0	\$0	\$0	\$0	EXCAVATOR	\$300,000	\$300,000			\$300,000	\$300,000
\$194,487	\$0	\$0	\$0	FIXED ASSET ADDITIONS-CAP BDGT	(\$725,000)	(\$725,000)			(\$725,000)	(\$725,000)
\$0	\$0	\$0	\$0	FIXED ASSET ADDITIONS-CAP BDGT	(\$500,000)	(\$500,000)			(\$500,000)	(\$500,000)
\$0	\$0	\$0	\$0	LEACHATE SANITARY CONNECTION	\$500,000	\$500,000			\$500,000	\$500,000
(\$70,709)	\$599,994	\$2,795,617	(\$8)	<b>TOTAL DEPT. OF WASTE &amp; RENEWABLES</b>	\$0	\$0	\$0	\$0	\$0	\$0
(\$368,253)	\$5,992,558	\$3,287,698	\$1,892,556	<b>TOTAL CONSERVATION &amp; ECONOMIC DEV.</b>	\$300,000	\$300,000	\$40,100	\$59,900	\$200,000	\$300,000
<b>CULTURE, EDUCATION &amp; RECREATION **</b>										
					<b>LAND &amp; WATER RESOURCES</b>					
\$439,708	\$0	\$0	\$0	AQUATIC PLANT HARVESTERS	\$0	\$0				\$0
\$45,697	\$4,303	\$4,223	\$4,303	BARGE CRANE	\$0	\$0				\$0
\$0	\$50,000	\$0	\$50,000	BEACH ALERT MODEL	\$0	\$0				\$0
\$0	\$22,034	\$0	\$22,034	BICYCLE WAYFINDING SYSTEM DEV	\$0	\$0				\$0
\$382,500	\$339,900	\$0	\$339,900	BIKE GRANT PROGRAM	\$0	\$0				\$0
\$35,600	\$0	\$0	\$0	BLACK EARTH SNOWMOBILE BRIDGE	\$0	\$0				\$0
\$0	\$69,200	\$0	\$0	BREWERY SPRING CK BRIDGE	\$0	\$0				\$0
\$881	\$30,631	\$0	\$30,631	CHEROKEE LK REHAB EXPENSE	\$0	\$0				\$0
\$0	\$200,000	\$0	\$200,000	COMPOSTING FEASIBILITY STUDY	\$0	\$0				\$0
\$0	\$409,089	\$0	\$409,089	CONSERVATION PLANNING SYSTEM	\$0	\$0				\$0
\$0	\$74,691	\$0	\$74,691	COST SHARE-BEACH IMPROVEMENTS	\$0	\$0				\$0
\$0	\$91,200	\$0	\$0	DAHLK MT VERNON CK BRIDGE	\$0	\$0				\$0
\$15,992	\$8,008	\$0	\$8,008	FEMININE HYGIENE PRODUCT DISP	\$0	\$0				\$0
\$0	\$260,000	\$0	\$260,000	FORESTRY TRUCK & CRANE	\$0	\$0				\$0
\$0	\$100,000	\$0	\$100,000	FRIENDS GROUP GRANT PROGRAM	\$0	\$0				\$0
\$615	\$249,385	\$0	\$249,385	GLACIAL DRUMLIN TRAIL	\$0	\$0				\$0
\$0	\$107,000	\$4,496	\$207,000	HERITAGE CENTER ROOF REPLACE	\$0	\$0				\$0
\$36,028	\$1,463,579	\$0	\$1,463,578	LAKE PRESERVATION & RENEWAL FD	\$0	\$0				\$0
\$8,981	\$774,019	\$19,460	\$426,019	LK FARM/LUSSIER RENEWABLE ENRG	\$0	\$0				\$0
\$12,884	\$1,451,253	\$0	\$1,451,253	LOWER YAHARA RIVER TRAIL	\$0	\$0				\$0
\$15,236	\$289,727	\$41,058	\$289,727	LOWER YAHARA RIVER TRAIL PH I	\$0	\$6,500,000			\$6,500,000	\$6,500,000
\$0	\$0	\$0	\$0	LWRD FACILITY PLAN & DESIGN	\$300,000	\$300,000			\$300,000	\$300,000
\$0	\$11,977	\$0	\$11,977	MUD LAKE AERATION	\$0	\$0				\$0
\$42,334	\$957,666	\$0	\$957,666	PARC FLOOD GRANT PROGRAM	\$0	\$0				\$0
\$11,920	\$143,700	\$0	\$143,700	PARTNERSHIP FOR REC & CONSERV	\$500,000	\$500,000			\$500,000	\$500,000
\$0	\$400,000	\$0	\$400,000	PHEASANT BRANCH FLOOD CLEANUP	\$0	\$0				\$0
\$0	\$11,234	\$0	\$11,234	POS-ASSESS BEACH WATER QUALITY	\$0	\$0				\$0
\$0	\$10,171	\$0	\$10,171	SCHEIDEGGER COMMUNITY FOREST	\$0	\$0				\$0
\$0	\$21,550	\$0	\$21,550	SILVERWOOD AG DEMO PROJECTS	\$0	\$0				\$0
\$22,525	\$25,382	\$7,500	\$25,382	SILVERWOOD CO PARK DEVELOPMENT	\$0	\$0				\$0
\$0	\$0	\$0	\$0	SOLAR PARK PERMIT STATIONS	\$50,000	\$50,000			\$50,000	\$50,000
\$0	\$51,600	\$0	\$0	STREIFF SPRING VALLEY CK BRID	\$0	\$0				\$0
\$0	\$194,784	\$0	\$194,784	SUGAR RIVER CONNECTOR TRAIL	\$0	\$0				\$0
\$11,970	\$83,174	\$0	\$83,174	SUGAR RIVER NRA DEVELOPMENT	\$0	\$0				\$0
\$0	\$50,000	\$34,931	\$50,000	SURVEY STATION	\$0	\$0				\$0
\$0	\$300,000	\$11,073	\$300,000	TENNEY DAM ELEVATION	\$0	\$0				\$0
\$0	\$0	\$0	\$0	TRAIL RESTORATION PROJECTS	\$100,000	\$100,000			\$100,000	\$100,000
\$328,768	\$1,075,366	\$85,417	\$1,075,366	VEHICLE & EQUIPMENT REPLACEMNT	\$570,000	\$570,000			\$570,000	\$570,000
\$0	\$0	\$0	\$0	WM G LUNNEY LAKE FARM IMPRVMTS	\$150,000	\$150,000			\$150,000	\$150,000
\$1,468,381	\$1,851,240	\$595,563	\$1,851,240	YAHARA CLEAN IMPLEMENTATION	\$750,000	\$750,000			\$750,000	\$750,000
\$30,025	\$7,969,975	\$400,037	\$7,969,975	YAHARA RIVER FLOW ENHANCEMENT	\$2,500,000	\$2,500,000			\$2,500,000	\$2,500,000

DANE COUNTY  
2021 CAPITAL PROJECTS BUDGET

2019 ACTUAL	2020			2021					
	MODIFIED BUDGET	EXP. THRU 6/30/20	TOTAL EST. EXPEND.	AGENCY REQUEST	EXECUTIVE RECOMM.	OUTSIDE REVENUE	EQUITY APPLIED	BORROWING PROCEEDS	TOTAL SOURCES
<b>CULTURE, EDUCATION &amp; RECREATION, cont. **</b>									
				<b>LAND &amp; WATER RESOURCES, cont.</b>					
\$5,700	\$294,300	\$0	\$294,300						\$0
\$53,412	\$648,588	\$11,766	\$648,588						\$0
\$0	\$25,000	\$0	\$25,000						\$0
\$3,800	\$16,089	\$0	\$16,089						\$0
\$5,435	\$52,580	\$0	\$52,580						\$0
\$0	\$14,800	\$0	\$14,800						\$0
\$0	\$1,000,000	\$0	\$1,000,000						\$0
\$53,623	\$172,173	\$35,599	\$172,173						\$0
\$588,733	\$849,228	\$12,312	\$849,228						\$0
\$0	\$52,442	\$0	\$52,442						\$0
\$31,659	\$37,888	\$0	\$37,888						\$0
\$0	\$20,863	\$0	\$20,863						\$0
\$14,721	\$23,886	\$10,292	\$23,886						\$0
\$45,400	\$0	\$0	\$0						\$0
\$0	\$60,000	\$0	\$60,000						\$0
\$0	\$30,000	\$0	\$30,000						\$0
\$39,433	\$81,824	\$81,644	\$81,824						\$0
\$8,931	\$0	\$0	\$0						\$0
\$81,554	\$347,198	\$75,901	\$347,198	\$250,000	\$250,000			\$250,000	\$250,000
\$77,763	\$1,284,241	\$956,707	\$1,284,241	\$0	\$350,000			\$350,000	\$350,000
\$359,317	\$343,206	\$111,026	\$343,206	\$300,000	\$300,000			\$300,000	\$300,000
\$0	\$175,000	\$0	\$175,000	\$0	\$0			\$0	\$0
\$0	\$490,000	\$0	\$250,000	\$100,000	\$100,000			\$100,000	\$100,000
\$18,330	\$23,866	\$12,522	\$23,866	\$25,000	\$25,000			\$25,000	\$25,000
\$0	\$100,000	\$0	\$100,000	\$0	\$0			\$0	\$0
\$1,370	\$4,345	\$0	\$4,345	\$0	\$0			\$0	\$0
\$0	\$85,000	\$0	\$85,000	\$40,000	\$40,000			\$40,000	\$40,000
\$146,626	\$8,395	\$0	\$8,395	\$0	\$0			\$0	\$0
\$0	\$7,000	\$7,000	\$7,000	\$0	\$0			\$0	\$0
\$0	\$28,800	\$26,900	\$28,800	\$0	\$0			\$0	\$0
\$0	\$200,000	\$0	\$200,000	\$0	\$0			\$0	\$0
\$39,913	\$0	\$0	\$0	\$150,000	\$150,000			\$150,000	\$150,000
\$4,485,764	\$25,628,547	\$2,545,427	\$24,928,549	\$5,785,000	\$12,635,000	\$0	\$0	\$12,635,000	\$12,635,000
<b>DANE COUNTY CONSERVATION FUND</b>									
\$13,276,153	\$7,660,439	\$4,631,997	\$7,660,439	\$4,000,000	\$4,000,000			\$4,000,000	\$4,000,000
\$13,276,153	\$7,660,439	\$4,631,997	\$7,660,439	\$4,000,000	\$4,000,000	\$0	\$0	\$4,000,000	\$4,000,000
<b>LAND &amp; WATER LEGACY FUND</b>									
\$0	\$300,000	\$0	\$300,000	\$100,000	\$100,000			\$100,000	\$100,000
\$13,032	\$13,151	\$3,977	\$13,151	\$7,500	\$7,500			\$7,500	\$7,500
\$0	\$101,176	\$0	\$101,176	\$0	\$0			\$0	\$0
\$0	\$232,111	\$1,344	\$232,111	\$0	\$0			\$0	\$0
\$0	\$500,000	\$0	\$500,000	\$0	\$0			\$0	\$0
\$0	\$250,000	\$7,089	\$250,000	\$0	\$0			\$0	\$0
\$0	\$13,470	\$0	\$13,470	\$0	\$0			\$0	\$0
\$0	\$1,102,728	\$0	\$1,102,728	\$0	\$0			\$0	\$0
\$226,688	\$2,023,313	\$422,380	\$2,023,312	\$0	\$1,750,000			\$1,750,000	\$1,750,000
\$14,418	\$301,390	\$5,043	\$301,390	\$0	\$0			\$0	\$0
\$0	\$200,000	\$0	\$200,000	\$0	\$0			\$0	\$0
\$146	\$5,738	\$0	\$5,738	\$0	\$0			\$0	\$0
\$0	\$6,000,000	\$2,000,000	\$6,000,000	\$1,000,000	\$1,000,000			\$1,000,000	\$1,000,000
\$24,783	\$25,217	\$12,229	\$25,217	\$25,000	\$25,000			\$25,000	\$25,000
\$2,019	\$22,262	\$0	\$22,262	\$0	\$0			\$0	\$0
\$942,501	\$8,753,722	\$46,240	\$8,993,722	\$500,000	\$500,000			\$500,000	\$500,000
\$59,700	\$40,300	\$0	\$40,300	\$0	\$0			\$0	\$0
\$0	\$399,963	\$0	\$399,963	\$0	\$0			\$0	\$0
\$6,863	\$0	\$0	\$0	\$0	\$0			\$0	\$0

DANE COUNTY  
2021 CAPITAL PROJECTS BUDGET

2019 ACTUAL	2020			2021					
	MODIFIED BUDGET	EXP. THRU 6/30/20	TOTAL EST. EXPEND.	AGENCY REQUEST	EXECUTIVE RECOMM.	OUTSIDE REVENUE	EQUITY APPLIED	BORROWING PROCEEDS	TOTAL SOURCES
<b>CULTURE, EDUCATION &amp; RECREATION, cont. **</b>									
				<b>LAND &amp; WATER LEGACY FUND, cont.</b>					
\$0	\$23,995	\$0	\$23,995		\$0	\$0			\$0
\$0	\$6,182,472	\$0	\$6,182,472	\$750,000	\$750,000			\$750,000	\$750,000
\$1,423	\$139,924	\$0	\$139,924	\$0	\$0				\$0
\$0	\$529,753	\$0	\$529,753	\$0	\$0				\$0
\$46,831	\$100,274	\$0	\$100,274	\$0	\$0				\$0
\$0	\$200,000	\$0	\$200,000	\$0	\$0				\$0
\$32,290	\$2,754	\$0	\$2,754	\$0	\$0				\$0
\$0	\$23,800	\$0	\$23,800	\$0	\$0				\$0
\$0	\$20,000	\$0	\$20,000	\$0	\$0				\$0
\$0	\$2,000,000	\$0	\$2,000,000	\$0	\$0				\$0
\$0	\$136,906	\$0	\$136,906	\$0	\$0				\$0
\$14,096	\$26,152	\$5,778	\$26,152	\$0	\$0				\$0
\$1,384,788	\$29,670,572	\$2,504,080	\$29,910,570	\$2,382,500	\$4,132,500	\$0	\$0	\$4,132,500	\$4,132,500
				<b>HENRY VILAS ZOO</b>					
\$0	\$450	\$0	\$450	\$0	\$0				\$0
\$0	\$150,000	\$18,757	\$150,000	\$75,000	\$75,000	\$15,000		\$60,000	\$75,000
\$362,605	\$40,671	\$0	\$40,671	\$0	\$0				\$0
\$0	\$40,000	\$0	\$40,000	\$0	\$0				\$0
\$0	\$40,000	\$0	\$40,000	\$0	\$0				\$0
\$9,865	\$15,135	\$0	\$15,135	\$0	\$0				\$0
\$0	\$0	\$0	\$0	\$300,000	\$300,000			\$300,000	\$300,000
\$0	\$100,000	\$2,274	\$100,000	\$0	\$0				\$0
\$5,434	\$139,435	\$0	\$139,435	\$0	\$0				\$0
\$0	\$0	\$0	\$0	\$45,000	\$45,000	\$9,000		\$36,000	\$45,000
\$0	\$59,356	\$0	\$59,356	\$0	\$0				\$0
\$41,728	\$16,529	\$0	\$16,529	\$0	\$0				\$0
\$0	\$40,000	\$0	\$40,000	\$0	\$0				\$0
\$24,278	\$1,722	\$0	\$1,722	\$0	\$0				\$0
\$0	\$0	\$0	\$0	\$40,000	\$40,000	\$8,000		\$32,000	\$40,000
\$91,613	\$137,759	\$39,413	\$137,759	\$100,000	\$100,000	\$20,000		\$80,000	\$100,000
\$44,851	\$54,019	\$0	\$54,019	\$0	\$0				\$0
\$30,000	\$0	\$0	\$0	\$30,000	\$30,000	\$6,000		\$24,000	\$30,000
\$13,480	\$156,520	\$0	\$156,520	\$0	\$0				\$0
\$623,854	\$991,598	\$60,444	\$991,596	\$590,000	\$590,000	\$58,000	\$0	\$532,000	\$590,000
				<b>EXTENSION</b>					
\$0	\$65,000	\$13,452	\$65,000	\$0	\$0				\$0
\$21,563	\$21,837	\$0	\$21,837	\$0	\$0				\$0
\$0	\$200,000	\$0	\$200,000	\$0	\$0				\$0
\$0	\$33,000	\$0	\$33,000	\$50,000	\$50,000	\$20,000		\$30,000	\$50,000
\$9,051	\$11,185	\$0	\$11,185	\$10,000	\$10,000			\$10,000	\$10,000
\$30,615	\$331,022	\$13,452	\$331,022	\$60,000	\$60,000	\$20,000	\$0	\$40,000	\$60,000
				<b>ALLIANT ENERGY CENTER</b>					
\$99,995	\$100,000	\$43,365	\$100,000	\$0	\$0				\$0
\$422,363	\$12,637	\$0	\$12,637	\$0	\$0				\$0
\$146,665	\$405,537	\$106,543	\$428,537	\$0	\$0				\$0
\$4,850	\$2,980	\$0	\$2,980	\$0	\$0				\$0
\$0	\$873,000	\$182,933	\$850,000	\$0	\$0				\$0
\$0	\$35,000	\$0	\$35,000	\$0	\$0				\$0
\$7,965	\$40	\$0	\$40	\$0	\$0				\$0
\$197,265	\$547,735	\$180,832	\$547,735	\$0	\$0				\$0
\$9,974	\$0	\$0	\$0	\$0	\$0				\$0
\$0	\$396	\$0	\$396	\$0	\$0				\$0
\$889,077	\$1,977,325	\$513,673	\$1,977,325	\$0	\$0	\$0	\$0	\$0	\$0
\$20,690,250	\$66,259,502	\$10,269,073	\$65,799,501	\$12,817,500	\$21,417,500	\$78,000	\$0	\$21,339,500	\$21,417,500



DANE COUNTY  
2021 CAPITAL PROJECTS BUDGET

2019 ACTUAL	2020				2021				
	MODIFIED BUDGET	EXP. THRU 6/30/20	TOTAL EST. EXPEND.		AGENCY REQUEST	EXECUTIVE RECOMM.	OUTSIDE REVENUE	EQUITY APPLIED	BORROWING PROCEEDS
<b>PUBLIC WORKS **</b>									
<b>PUBLIC WORKS, HIGHWAY &amp; TRANSPORTATION</b>									
\$0	\$19,000	\$0	\$19,000	RAMP PAY STATION UPGRADE	\$0	\$0			\$0
\$6,836	\$161,605	\$0	\$161,605	RAMP RENOVATION	\$0	\$0			\$0
\$460,017	\$1,062,030	\$25,668	\$1,062,030	SMART FUND	\$0	\$0			\$0
\$6,953	\$144,115	\$19,106	\$144,115	B-13-178 ON CTH J	\$0	\$0			\$0
\$0	\$50,000	\$10,983	\$50,000	BIKE CROSSINGS	\$0	\$0			\$0
\$1,306	\$9,452	(\$79,331)	\$9,452	CAPITAL BUDGET - CLOSED OUT	\$0	\$0			\$0
\$887	\$269,113	\$14,945	\$269,113	CTH A - DEER CREEK BRIDGE	\$0	\$0			\$0
\$470,892	\$373,021	\$3,782	\$373,021	CTH A (USH 51 TO EAST CO LINE)	\$0	\$0			\$0
\$0	\$700,000	\$0	\$700,000	CTH AB-CTH MN TO 12	\$0	\$0			\$0
\$0	\$1,120,000	\$0	\$1,120,000	CTH AB-LUDS LANE TO RAILROAD	\$0	\$0			\$0
\$1,810,212	\$519,788	\$0	\$519,788	CTH AB-MONONA DR-STOUGHTON RD	\$0	\$0			\$0
\$0	\$0	\$0	\$0	CTH A-BRIDGE B-13-055	\$25,000	\$25,000		\$25,000	\$25,000
\$484,655	\$5,533	\$0	\$5,533	CTH AB-YAHARA RIVER BRIDGE	\$0	\$0			\$0
\$0	\$0	\$0	\$0	CTH A-CTH D TO CTH MM	\$2,800,000	\$2,800,000		\$2,800,000	\$2,800,000
\$0	\$27,454	\$0	\$27,454	CTH A-CTH PB TO STH 69	\$0	\$0			\$0
\$515	\$49,034	\$0	\$49,034	CTH A-VINEY BRIDGE	\$0	\$0			\$0
\$927,583	\$227,417	\$3,861	\$227,417	CTH B - CTH N TO TOWER DR	\$0	\$0			\$0
\$620,025	\$204,975	\$325	\$204,975	CTH B - TOWER DR TO CTH W	\$0	\$0			\$0
\$423	\$33,577	\$0	\$33,577	CTH BB - DAMASCUS TO BUSS	\$550,000	\$550,000		\$550,000	\$550,000
\$0	\$1,250,000	\$170,182	\$1,250,000	CTH BB-I39 TO SPRECHER	\$0	\$0			\$0
\$0	\$810,000	\$0	\$810,000	CTH BB-MONONA DR 12/18 TO BW	\$0	\$0			\$0
\$0	\$0	\$0	\$0	CTH B-CTH MM TO USH 51	\$2,150,000	\$2,150,000		\$2,150,000	\$2,150,000
\$0	\$435,000	\$0	\$435,000	CTH BN-CTH B TO KOSHKONONG	\$0	\$0			\$0
\$0	\$460,000	\$0	\$460,000	CTH BN-KOSHKONONG TO 12	\$0	\$0			\$0
\$0	\$350,000	\$0	\$350,000	CTH CV-DARWIN TO TENNYSON	\$0	\$0			\$0
\$0	\$8,000,000	\$0	\$8,000,000	CTH D-MCKEE RD TO GREENWAY CR	\$0	\$0			\$0
\$0	\$850,000	\$0	\$850,000	CTH DM-MORRISONVILLE TO NCL	\$0	\$0			\$0
\$0	\$0	\$0	\$0	CTH E-BRIDGE P-13-0901	\$22,000	\$22,000		\$22,000	\$22,000
\$247	\$159,753	\$14,351	\$159,753	CTH F - PECULIAR BRIDGE	\$0	\$0			\$0
\$0	\$115,595	\$0	\$115,595	CTH F-BOOTH BRIDGE	\$0	\$0			\$0
\$251,472	\$51,868	\$0	\$51,868	CTH FF - WCOL TO CTH F	\$0	\$0			\$0
\$0	\$0	\$0	\$0	CTH G-STH 92 TO USH 18-151	\$2,500,000	\$2,500,000	\$1,000,000	\$1,500,000	\$2,500,000
\$0	\$7,691	\$0	\$7,691	CTH H-78 NORTH TO 78 SOUTH	\$0	\$0			\$0
\$0	\$1,140,000	\$0	\$1,140,000	CTH I 19 TO CH V	\$0	\$0			\$0
\$0	\$265,000	\$0	\$265,000	CTH I-DM TO NCOL	\$0	\$0			\$0
\$0	\$0	\$0	\$0	CTH JG-BRIDGE B-13-0069	\$22,000	\$22,000		\$22,000	\$22,000
\$972,833	\$1,698	\$0	\$1,698	CTH JJ - CTH J TO STH 78	\$0	\$0			\$0
\$0	\$150,000	\$0	\$150,000	CTH J-MICKELSON B-13-178	\$750,000	\$750,000		\$750,000	\$750,000
\$0	\$0	\$0	\$0	CTH KP-BRIDGE B-13-0215	\$27,000	\$27,000		\$27,000	\$27,000
\$0	\$0	\$0	\$0	CTH KP-USH 14 TO STH 19	\$1,720,000	\$1,720,000		\$1,720,000	\$1,720,000
\$1,929,901	\$70,099	\$0	\$70,099	CTH M-CROSS COUNTRY TO CTH PD	\$0	\$0			\$0
\$461,330	\$2,842,805	\$55,671	\$2,842,805	CTH M-CTH Q TO STH 113	\$10,000,000	\$10,000,000		\$10,000,000	\$10,000,000
\$0	\$900,000	\$212	\$900,000	CTH MM - WOLFE ST TO SPRING ST	\$0	\$0			\$0
\$0	\$635,000	\$0	\$635,000	CTH MM-GROVE ST TO NVL	\$400,000	\$400,000	\$200,000	\$200,000	\$400,000
\$0	\$530,000	\$0	\$530,000	CTH MM-SIGNALS AT MCCOY & LACY	\$0	\$0			\$0
\$0	\$12,875	\$0	\$12,875	CTH MM-WOLFE ST WEST	\$0	\$0			\$0
\$0	\$0	\$0	\$0	CTH MN-HOLSCHER RD TO CTH AB	\$925,000	\$925,000		\$925,000	\$925,000
\$0	\$34,143	\$0	\$34,143	CTH MN-US 51 TO LONG ST	\$0	\$0			\$0
\$1,323,759	\$274,123	\$0	\$274,123	CTH MS-CAYUGA TO ALLEN	\$0	\$0			\$0
\$4,211,753	\$3,568,914	\$0	\$3,568,914	CTH M-VALLEY VIEW TO CROSS COU	\$0	\$0			\$0
\$10,624	\$1,139,376	\$20,552	\$1,139,376	CTH N - MCCARTHY BRIDGE	\$0	\$0			\$0
\$0	\$0	\$0	\$0	CTH N-CTH TT TO 3400' N OF TT	\$100,000	\$100,000		\$100,000	\$100,000
\$0	\$210,393	\$0	\$210,393	CTH N-RILEY BRIDGE	\$0	\$0			\$0
\$348	\$0	\$0	\$0	CTH N-USH 51 TO A	\$0	\$0			\$0
\$620,543	\$2,144,457	\$379,826	\$2,144,457	CTH P - CTH K TO USH 12	\$0	\$0			\$0
\$45,730	\$6,074	\$0	\$6,074	CTH PB-BRIDGE (PAOLI)	\$0	\$0			\$0
\$21,787	\$0	\$0	\$0	CTH PB-SUN VALLEY TO CTH M	\$0	\$0			\$0
\$1,358,588	\$40,115	\$4,203	\$40,115	CTH P-CROSS PLAINS NL TO K	\$0	\$0			\$0

DANE COUNTY  
2021 CAPITAL PROJECTS BUDGET

2019 ACTUAL	2020			2021					
	MODIFIED BUDGET	EXP. THRU 6/30/20	TOTAL EST. EXPEND.	AGENCY REQUEST	EXECUTIVE RECOMM.	OUTSIDE REVENUE	EQUITY APPLIED	BORROWING PROCEEDS	TOTAL SOURCES
<b>PUBLIC WORKS, cont. **</b>				<b>PUBLIC WORKS, HIGHWAY &amp; TRANSPORTATION, cont.</b>					
(\$857)	\$836,770	\$0	\$836,770						\$0
\$550,000	\$0	\$0	\$0						\$0
\$632	\$881,849	\$0	\$881,849						\$0
\$346	\$411,491	\$0	\$411,491						\$0
\$3,740	\$73,506	\$0	\$93,506						\$0
\$16,606	\$312,768	\$308	\$312,768						\$0
\$1,677,421	\$788,579	\$14,308	\$788,579						\$0
\$1,364,334	\$191,666	(\$4,859)	\$191,666						\$0
\$0	\$1,310,000	\$1,216	\$1,310,000						\$0
\$0	\$1,600,000	\$27,091	\$1,600,000						\$0
\$0	\$0	\$0	\$0	\$1,285,000	\$1,285,000			\$1,285,000	\$1,285,000
\$270	\$31,724	\$0	\$31,724						\$0
\$0	\$800,000	\$433	\$800,000						\$0
\$857	\$4,710	\$0	\$4,710						\$0
\$0	\$200,000	\$0	\$200,000						\$0
\$0	\$860,000	\$10,251	\$860,000						\$0
\$0	\$390,000	\$2,638	\$390,000						\$0
\$0	\$0	\$0	\$0						\$0
\$0	\$262,124	\$16,580	\$262,124						\$0
\$376,119	\$1,131,558	\$85,725	\$1,131,558	\$1,000,000	\$1,000,000			\$1,000,000	\$1,000,000
\$224	\$1,410	\$0	\$1,410						\$0
\$1,342,574	\$294,807	\$14,228	\$294,807						\$0
\$814	\$499,186	\$1,293	\$499,186						\$0
\$0	\$188,000	\$0	\$188,000						\$0
\$0	\$0	\$0	\$0	\$140,000	\$140,000			\$140,000	\$140,000
\$0	\$0	\$0	\$0	\$66,000	\$66,000			\$66,000	\$66,000
\$0	\$0	\$0	\$0	\$34,000	\$34,000			\$34,000	\$34,000
\$0	\$160,000	\$0	\$160,000						\$0
\$792,447	\$1,207,553	\$57,722	\$1,207,553						\$0
\$0	\$450,000	\$396,224	\$450,000						\$0
\$0	\$0	\$0	\$0	\$170,000	\$170,000			\$170,000	\$170,000
\$0	\$0	\$0	\$0	\$1,500,000	\$1,500,000			\$1,500,000	\$1,500,000
\$336,043	\$13,522	\$29,583	\$24,215						\$0
\$18,438	\$13,832	\$279	\$13,832						\$0
\$0	\$30,000	\$504	\$30,000						\$0
\$0	\$5,852	\$0	\$5,852						\$0
\$52,381	\$74,402	\$25,468	\$74,402	\$50,000	\$50,000			\$50,000	\$50,000
\$0	\$14,683	\$0	\$14,683						\$0
\$0	\$0	\$0	\$0	\$60,400	\$60,400			\$60,400	\$60,400
\$0	\$0	\$0	\$0	\$10,000	\$10,000			\$10,000	\$10,000
(\$4,431,255)	(\$11,504,234)	\$0	(\$11,504,234)	(\$5,646,900)	(\$5,646,900)			(\$5,646,900)	(\$5,646,900)
\$212	\$0	\$0	\$0						\$0
\$133,737	\$39,789	\$0	\$39,789						\$0
\$119,024	\$976	\$0	\$976						\$0
\$0	\$0	\$0	\$0	\$173,000	\$173,000			\$173,000	\$173,000
\$5,500	\$1,324,500	\$39,617	\$1,164,500						\$0
\$0	\$16,000	\$0	\$16,000						\$0
\$13,932	\$1,068	\$0	\$1,068						\$0
\$0	\$110,000	\$0	\$110,000						\$0
\$0	\$28,000	\$0	\$28,000						\$0
\$0	\$45,000	\$0	\$45,000						\$0
\$426,499	\$63,501	\$0	\$223,501						\$0
\$0	\$100,000	\$0	\$100,000						\$0
\$0	\$50,000	\$0	\$50,000						\$0
\$63,388	\$17,612	\$0	\$17,612						\$0
\$0	\$0	\$0	\$0	\$30,000	\$30,000			\$30,000	\$30,000
\$0	\$94,422	\$0	\$94,422						\$0
\$4,711	\$91,091	(\$105)	\$91,091						\$0

DANE COUNTY  
2021 CAPITAL PROJECTS BUDGET

2019 ACTUAL	2020			2021						
	MODIFIED BUDGET	EXP. THRU 6/30/20	TOTAL EST. EXPEND.	AGENCY REQUEST	EXECUTIVE RECOMM.	OUTSIDE REVENUE	EQUITY APPLIED	BORROWING PROCEEDS	TOTAL SOURCES	
<b>PUBLIC WORKS, cont. **</b>										
				<b>PUBLIC WORKS, HIGHWAY &amp; TRANSPORTATION, cont.</b>						
\$10,094	\$9,906	\$0	\$9,906	MT HOREB SEPTIC	\$0	\$0			\$0	
\$24,756	\$75,244	\$0	\$75,244	MT HOREB SEWER CONNECTION	\$0	\$0			\$0	
\$83,071	\$193,452	\$52,574	\$193,452	OTHER EQUIPMENT	\$168,500	\$168,500		\$168,500	\$168,500	
\$0	\$0	\$0	\$0	OVERHEAD DOORS	\$150,000	\$150,000		\$150,000	\$150,000	
\$13,634	\$27,366	\$0	\$27,366	PARK MOWERS	\$41,000	\$41,000		\$41,000	\$41,000	
\$462,608	\$13,282	\$486	\$13,282	PATROL TRUCKS	\$0	\$0			\$0	
\$0	\$253,960	\$81	\$253,960	PICKUP 1/2 TON	\$0	\$0			\$0	
\$0	\$253,000	\$95,879	\$253,000	PORTABLE 4 POST HYLIFT	\$0	\$0			\$0	
\$0	\$1,440,000	\$140	\$1,440,000	QUAD AXLE TRUCKS	\$0	\$0			\$0	
\$95,658	\$56,278	\$0	\$56,278	ROOF REPAIR/TUCKPOINTING	\$0	\$0			\$0	
\$23,980	\$20	\$0	\$20	SANDBAGS	\$0	\$0			\$0	
\$0	\$0	\$0	\$0	SKID STEER REPLACEMENT	\$120,000	\$120,000		\$120,000	\$120,000	
\$0	\$30,000	\$0	\$30,000	SKID STEER TRAILERS	\$20,000	\$20,000		\$20,000	\$20,000	
\$124,020	\$5,980	\$0	\$5,980	SPRINGFIELD CNG BLDG UPGRADE	\$0	\$0			\$0	
\$0	\$0	\$0	\$0	SWEEPER	\$40,000	\$40,000		\$40,000	\$40,000	
\$0	\$0	\$0	\$0	TOW PLOW BUILDINGS	\$1,200,000	\$1,200,000		\$1,200,000	\$1,200,000	
\$0	\$560,000	\$81	\$560,000	TOW PLOWS	\$0	\$0			\$0	
\$25,960	\$3,440	\$2,002	\$3,440	TRAILERS	\$0	\$0			\$0	
\$1,931	\$2,826,069	\$1,243,831	\$2,826,069	TRI AXLE TRUCKS	\$1,544,000	\$1,544,000		\$1,544,000	\$1,544,000	
\$76,514	\$241,673	\$3,841	\$241,673	TRUCK UPGRADES/REPURPOSE	\$0	\$0			\$0	
\$56,390	\$19,199	\$0	\$19,199	TRUCK, PAINT SUPPLY	\$0	\$0			\$0	
\$62,725	\$20,498	\$0	\$20,498	USED TRUCK CHASSIS	\$0	\$0			\$0	
\$0	\$499,651	\$0	\$499,651	VERONA VEHICLE STORAGE	\$0	\$0			\$0	
\$0	\$0	\$0	\$0	WOOD CHIPPER	\$130,000	\$130,000		\$130,000	\$130,000	
\$59,992	\$40,008	\$0	\$40,008	YORK CNG BUILDING UPGRADE	\$0	\$0			\$0	
\$19,988,684	\$41,517,838	\$2,761,753	\$41,528,529	<b>TOTAL PUBLIC WORKS, HIGHWAY &amp; TRANS</b>	\$24,298,000	\$24,298,000	\$1,200,000	\$0	\$23,098,000	\$24,298,000
				<b>AIRPORT</b>						
\$188,183	(\$50,000)	\$0	(\$50,000)	FIXED ASSET ADDITIONS-CAP BDGT	\$0	\$0			\$0	
\$0	\$50,000	\$0	\$50,000	VIDEO STORAGE EQUIPMENT	\$0	\$0			\$0	
\$0	\$0	\$0	\$0	COMBINED FEDERAL PROJECTS	\$10,000	\$10,000	\$10,000		\$10,000	
\$0	(\$459,000)	\$0	(\$459,000)	FIXED ASSET ADDITIONS-CAP BDGT	(\$10,000)	(\$10,000)	(\$10,000)		(\$10,000)	
\$0	\$459,000	\$0	\$459,000	ROAD DESIGN PANKRATZ-INTERNATL	\$0	\$0			\$0	
(\$436,545)	\$18,518,888	\$0	\$18,518,888	COMBINED FEDERAL PROJECTS	\$1,226,500	\$1,226,500	\$1,226,500		\$1,226,500	
\$0	\$425,000	\$372,158	\$425,000	END LOADER	\$156,000	\$156,000	\$156,000		\$156,000	
(\$848,626)	(\$19,958,888)	\$0	(\$19,958,888)	FIXED ASSET ADDITIONS-CAP BDGT	(\$2,407,500)	(\$2,407,500)	(\$2,407,500)		(\$2,407,500)	
\$0	\$0	\$0	\$0	MOWING/SNOW REMOVAL TRACTOR	\$125,000	\$125,000	\$125,000		\$125,000	
\$0	\$190,000	\$0	\$190,000	PATROL TRUCK AND PLOW	\$0	\$0			\$0	
\$824,876	\$825,000	\$0	\$825,000	SNOW REMOVAL EQUIPMENT	\$900,000	\$900,000	\$900,000		\$900,000	
(\$624,401)	\$0	\$0	\$0	FIXED ASSET ADDITIONS-CAP BDGT	\$0	\$0			\$0	
\$450,576	\$0	\$0	\$0	MAINTENANCE ROOF REPLACEMENT	\$0	\$0			\$0	
\$3,904,001	\$2,551,739	\$35,754	\$2,551,739	EMPLOYEE PARKING LOT EXPANSION	\$0	\$0			\$0	
(\$3,934,036)	(\$16,443,847)	\$0	(\$16,443,847)	FIXED ASSET ADDITIONS-CAP BDGT	(\$155,000)	(\$155,000)	(\$155,000)		(\$155,000)	
\$443,802	\$13,892,108	\$857,107	\$13,892,108	PARKING FACILITY EXPANSION	\$0	\$0			\$0	
\$0	\$0	\$0	\$0	PARKING TICKET EQUIPMENT	\$155,000	\$155,000	\$155,000		\$155,000	
\$0	\$451,300	\$0	\$451,300	BAGGAGE SCREENING MODIFICATION	\$0	\$0			\$0	
(\$1,250,410)	\$4,545,806	\$0	\$4,545,806	COMBINED FEDERAL PROJECTS	\$150,000	\$150,000	\$150,000		\$150,000	
(\$2,001,829)	(\$108,227,615)	\$0	(\$108,227,615)	FIXED ASSET ADDITIONS-CAP BDGT	(\$40,150,000)	(\$40,150,000)	(\$150,000)	(\$40,000,000)	(\$40,150,000)	
\$0	\$258,321	\$0	\$258,321	SECURITY ENHANCEMENT PROJECTS	\$0	\$0			\$0	
\$2,027,812	\$102,972,188	\$2,865,583	\$102,972,188	TERMINAL MODERNIZATION PROJECT	\$40,000,000	\$40,000,000		\$40,000,000	\$40,000,000	
(\$1,256,597)	\$0	\$4,130,601	\$0	<b>TOTAL AIRPORT</b>	\$0	\$0	\$0	\$0	\$0	
\$18,732,087	\$41,517,838	\$6,892,355	\$41,528,529	<b>TOTAL PUBLIC WORKS</b>	\$24,298,000	\$24,298,000	\$1,200,000	\$0	\$23,098,000	\$24,298,000
\$52,262,918	\$324,829,109	\$31,538,291	\$317,969,998	<b>GRAND TOTAL</b>	\$45,889,300	\$71,649,300	\$1,658,800	\$59,900	\$69,930,600	\$71,649,300



**DANE COUNTY, WISCONSIN**

## VIII.(c) PROJECT DETAIL SUMMARIES





# CAPITAL PROJECT DETAIL SHEET

**Year:** 2021  
**Org:** CFSADM  
**Account:** NEW: DELIVERY TRUCK

**Fund:** CONSOLIDATED FOOD SERVICE  
**Agency:** ADMINISTRATION

PROJECT TITLE	PROJECT COST COMPONENTS (budget year)	
Delivery Truck		
PROJECT DESCRIPTION / JUSTIFICATION / LOCATION	<u>Quantity and/or descriptive information</u>	
Purchase of new delivery truck to replace one that has reached the end of its useful life.		<u>Cost</u>
	1 2021 Ford F350 Cab & Chassis	\$ 28,409
	Lift gate and Utility Box, 12' x 7' x 8'	30,000
	Contingencies/Price variation	1,500
	<b>TOTAL \$</b>	<b>60,000</b>
<b>NON-DEBT REVENUE SOURCE (Type/Object/Description/2021 Amount)</b>		
N	NONE	\$ 0
PROJECT FINANCIAL SUMMARY		2020
<b>TOTAL EXPENDITURES</b>		\$ 60,000
<b>PROJECT FUNDING SOURCES</b>		
DEBT		\$ 60,000
FEDERAL		0
STATE		0
MUNICIPAL		0
OTHER		0
<b>TOTAL FUNDING SOURCES</b>		<b>\$ 60,000</b>



# CAPITAL PROJECT DETAIL SHEET

**Year:** 2021

**Fund:** CAPITAL PROJECTS FUND

**Org:** CPADMIN

**Agency:** ADMINISTRATION

**Account:** 58720: AFFORDABLE HOUSING DEVEL FUND

PROJECT TITLE	PROJECT COST COMPONENTS (budget year)																																									
Affordable Housing Development Fund (AHDF)	<table border="1"> <thead> <tr> <th data-bbox="1220 347 1856 375"><u>Quantity and/or descriptive information</u></th> <th data-bbox="1856 347 2032 375"><u>Cost</u></th> </tr> </thead> <tbody> <tr> <td data-bbox="1220 402 1856 430">County Contribution to Project</td> <td data-bbox="1856 402 2032 430">\$ 6,000,000</td> </tr> <tr> <td colspan="2" data-bbox="1220 954 2032 982" style="text-align: right;"><b>TOTAL \$ 6,000,000</b></td> </tr> </tbody> </table>			<u>Quantity and/or descriptive information</u>	<u>Cost</u>	County Contribution to Project	\$ 6,000,000	<b>TOTAL \$ 6,000,000</b>																																		
<u>Quantity and/or descriptive information</u>	<u>Cost</u>																																									
County Contribution to Project	\$ 6,000,000																																									
<b>TOTAL \$ 6,000,000</b>																																										
PROJECT DESCRIPTION / JUSTIFICATION / LOCATION																																										
<p>The purpose of the AHDF is to encourage the development of affordable housing in Dane County by using the AHDF as a means to leverage additional resources from project partners. Funds have been awarded through requests for proposals for funding that was allocated in 2015-2020. An RFP process will be used to award funding and determine the location(s) of the individual projects in 2021 as well.</p>	<table border="1"> <thead> <tr> <th colspan="3" data-bbox="1213 987 2039 1036">NON-DEBT REVENUE SOURCE (Type/Object/Description/2021 Amount)</th> </tr> <tr> <th data-bbox="1213 1036 1262 1084">N</th> <th data-bbox="1262 1036 1856 1084"></th> <th data-bbox="1856 1036 2039 1084"></th> </tr> </thead> <tbody> <tr> <td data-bbox="1213 1084 1262 1133"></td> <td data-bbox="1262 1084 1856 1133">NONE</td> <td data-bbox="1856 1084 2039 1133">\$ 0</td> </tr> <tr> <th colspan="3" data-bbox="1213 1133 2039 1141">PROJECT FINANCIAL SUMMARY</th> </tr> <tr> <td data-bbox="1213 1141 1680 1157"></td> <th data-bbox="1680 1141 1856 1157">2020</th> <th data-bbox="1856 1141 2039 1157">2021</th> </tr> <tr> <td data-bbox="1213 1157 1680 1206"><b>TOTAL EXPENDITURES</b></td> <td data-bbox="1680 1157 1856 1206">\$ 4,000,000</td> <td data-bbox="1856 1157 2039 1206">\$ 6,000,000</td> </tr> <tr> <th colspan="3" data-bbox="1213 1206 2039 1222">PROJECT FUNDING SOURCES</th> </tr> <tr> <td data-bbox="1213 1222 1680 1271">DEBT</td> <td data-bbox="1680 1222 1856 1271">\$ 4,000,000</td> <td data-bbox="1856 1222 2039 1271">\$ 6,000,000</td> </tr> <tr> <td data-bbox="1213 1271 1680 1320">FEDERAL _____</td> <td data-bbox="1680 1271 1856 1320">0</td> <td data-bbox="1856 1271 2039 1320">0</td> </tr> <tr> <td data-bbox="1213 1320 1680 1369">STATE _____</td> <td data-bbox="1680 1320 1856 1369">0</td> <td data-bbox="1856 1320 2039 1369">0</td> </tr> <tr> <td data-bbox="1213 1369 1680 1417">MUNICIPAL _____</td> <td data-bbox="1680 1369 1856 1417">0</td> <td data-bbox="1856 1369 2039 1417">0</td> </tr> <tr> <td data-bbox="1213 1417 1680 1466">OTHER _____</td> <td data-bbox="1680 1417 1856 1466">0</td> <td data-bbox="1856 1417 2039 1466">0</td> </tr> <tr> <td data-bbox="1213 1466 1680 1497"><b>TOTAL FUNDING SOURCES</b></td> <td data-bbox="1680 1466 1856 1497">\$ 4,000,000</td> <td data-bbox="1856 1466 2039 1497">\$ 6,000,000</td> </tr> </tbody> </table>			NON-DEBT REVENUE SOURCE (Type/Object/Description/2021 Amount)			N				NONE	\$ 0	PROJECT FINANCIAL SUMMARY				2020	2021	<b>TOTAL EXPENDITURES</b>	\$ 4,000,000	\$ 6,000,000	PROJECT FUNDING SOURCES			DEBT	\$ 4,000,000	\$ 6,000,000	FEDERAL _____	0	0	STATE _____	0	0	MUNICIPAL _____	0	0	OTHER _____	0	0	<b>TOTAL FUNDING SOURCES</b>	\$ 4,000,000	\$ 6,000,000
NON-DEBT REVENUE SOURCE (Type/Object/Description/2021 Amount)																																										
N																																										
	NONE	\$ 0																																								
PROJECT FINANCIAL SUMMARY																																										
	2020	2021																																								
<b>TOTAL EXPENDITURES</b>	\$ 4,000,000	\$ 6,000,000																																								
PROJECT FUNDING SOURCES																																										
DEBT	\$ 4,000,000	\$ 6,000,000																																								
FEDERAL _____	0	0																																								
STATE _____	0	0																																								
MUNICIPAL _____	0	0																																								
OTHER _____	0	0																																								
<b>TOTAL FUNDING SOURCES</b>	\$ 4,000,000	\$ 6,000,000																																								





# CAPITAL PROJECT DETAIL SHEET

Year: 2021 Fund: CAPITAL PROJECTS FUND  
 Org: CPADMIN Agency: ADMINISTRATION  
 Account: NEW: AFRICAN AMERICAN CULTURAL CTR PROJECT

PROJECT TITLE		PROJECT COST COMPONENTS (budget year)							
African American Cultural Center Project									
PROJECT DESCRIPTION / JUSTIFICATION / LOCATION		<table border="1"> <thead> <tr> <th>Quantity and/or descriptive information</th> <th>Cost</th> </tr> </thead> <tbody> <tr> <td>Site Acquisition</td> <td>\$ 810,000</td> </tr> <tr> <td colspan="2" style="text-align: right;"><b>TOTAL \$ 810,000</b></td> </tr> </tbody> </table>		Quantity and/or descriptive information	Cost	Site Acquisition	\$ 810,000	<b>TOTAL \$ 810,000</b>	
Quantity and/or descriptive information	Cost								
Site Acquisition	\$ 810,000								
<b>TOTAL \$ 810,000</b>									
<p>The Center for Black Excellence and Culture will answer the decades-long absence of cultural space to celebrate and advance Dane County's Black community. The Center is a community-wide effort to bring together a collective Black brilliance to affirm, inspire and advance the Black community.</p> <p>The Center for Black Excellence and Culture, a Wisconsin-based 501(c)(3), has been formed to raise the capital for the Cultural Center Project, provide development and fiduciary oversight during construction and provide governance oversight of The Center once completed.</p> <p>The Center for Black Excellence and Culture will be located on 3.5 acres on the 700 block of West Badger Road and situated in the historic Black neighborhood of S. Park Street ultimately becoming a new landmark along the Beltline.</p> <p>County funds will be used to purchase the land needed for the building pad and a portion of the entry area for the project and leased back to the Center at nominal cost.</p>		<table border="1"> <thead> <tr> <th colspan="3">NON-DEBT REVENUE SOURCE (Type/Object/Description/2021 Amount)</th> </tr> </thead> <tbody> <tr> <td>N</td> <td>NONE</td> <td>\$ 0</td> </tr> </tbody> </table>		NON-DEBT REVENUE SOURCE (Type/Object/Description/2021 Amount)			N	NONE	\$ 0
NON-DEBT REVENUE SOURCE (Type/Object/Description/2021 Amount)									
N	NONE	\$ 0							
PROJECT FINANCIAL SUMMARY		2020	2021						
<b>TOTAL EXPENDITURES</b>		\$ 0	\$ 810,000						
<b>PROJECT FUNDING SOURCES</b>									
DEBT		\$ 0	\$ 810,000						
FEDERAL _____		0	0						
STATE _____		0	0						
MUNICIPAL _____		0	0						
OTHER _____		0	0						
<b>TOTAL FUNDING SOURCES</b>		\$ 0	\$ 810,000						



# CAPITAL PROJECT DETAIL SHEET

**Year:** 2021 **Fund:** CAPITAL PROJECTS FUND  
**Org:** CPADMIN **Agency:** ADMINISTRATION  
**Account:** NEW: MENS SHELTER PROJECT

PROJECT TITLE	PROJECT COST COMPONENTS (budget year)		
MENS SHELTER PROJECT	<u>Quantity and/or descriptive information</u>	<u>Cost</u>	
<b>PROJECT DESCRIPTION / JUSTIFICATION / LOCATION</b>	Men's Shelter Acquisition Project	\$ 3,000,000	
<p>During the COVID-19 pandemic, it became clear that current facilities focused on providing overnight shelter for men experiencing homelessness were inadequate to provide necessary social distancing. The existing shelter facilities have ceased operations and are in need of replacement. The funding provided in this 2021 budget project will be made available to a non-profit organization for the acquisition of a replacement shelter facility.</p>	<b>TOTAL \$ 3,000,000</b>		
	<b>NON-DEBT REVENUE SOURCE (Type/Object/Description/2021 Amount)</b>		
	N	NONE	\$ 0
	<b>PROJECT FINANCIAL SUMMARY</b>	<b>2020</b>	<b>2021</b>
	<b>TOTAL EXPENDITURES</b>	\$ 0	\$ 3,000,000
<b>PROJECT FUNDING SOURCES</b>			
DEBT	\$ 0	\$ 3,000,000	
FEDERAL _____	0	0	
STATE _____	0	0	
MUNICIPAL _____	0	0	
OTHER _____	0	0	
<b>TOTAL FUNDING SOURCES</b>	<b>\$ 0</b>	<b>\$ 3,000,000</b>	



# CAPITAL PROJECT DETAIL SHEET

**Year:** 2021  
**Org:** CPADMIN  
**Account:** NEW: TELEWORK FACILITIES PLAN

**Fund:** CAPITAL PROJECTS FUND  
**Agency:** ADMINISTRATION

PROJECT TITLE	PROJECT COST COMPONENTS (budget year)	
Telework Facilities Plan		
PROJECT DESCRIPTION / JUSTIFICATION / LOCATION	<u>Quantity and/or descriptive information</u> <span style="float: right;"><u>Cost</u></span>	
<p>The COVID-19 pandemic forced many county staff members to begin working remotely for the first time. Many departments have adapted practices and procedures around this necessity, and, in doing so, found the workforce to be just as productive as in the past. The county should explore the feasibility of continuing remote work as a measure to decrease its carbon footprint and reduce climate impacts of from employees needing to commute to county facilities every day. This project provides funding for the county to fully explore these opportunities and analyze its future facility needs with a goal of facilitating telework to the best extent possible.</p>	Telework Facility Analysis	\$ 150,000
	<b>TOTAL \$ 150,000</b>	
	NON-DEBT REVENUE SOURCE (Type/Object/Description/2021 Amount)	
	N NONE	\$ 0
PROJECT FINANCIAL SUMMARY	2020	2021
<b>TOTAL EXPENDITURES</b>	\$ 0	\$ 150,000
<b>PROJECT FUNDING SOURCES</b>		
DEBT	\$ 0	\$ 150,000
FEDERAL _____	0	0
STATE _____	0	0
MUNICIPAL _____	0	0
OTHER _____	0	0
<b>TOTAL FUNDING SOURCES</b>	<b>\$ 0</b>	<b>\$ 150,000</b>



# CAPITAL PROJECT DETAIL SHEET

Year: 2021

Fund: CAPITAL PROJECTS FUND

Org: CPADMIN

Agency: ADMINISTRATION

Account: NEW: URBAN LEAGUE PROJECT

PROJECT TITLE	PROJECT COST COMPONENTS (budget year)																																					
Urban League Project	<table border="1"> <thead> <tr> <th style="background-color: #e0f2f1;">Quantity and/or descriptive information</th> <th colspan="2" style="background-color: #e0f2f1;">Cost</th> </tr> </thead> <tbody> <tr> <td>Site Acquisition</td> <td style="text-align: right;">\$</td> <td style="text-align: right;">2,000,000</td> </tr> <tr> <td colspan="2" style="text-align: right;"><b>TOTAL</b></td> <td style="text-align: right;"><b>\$ 2,000,000</b></td> </tr> </tbody> </table>		Quantity and/or descriptive information	Cost		Site Acquisition	\$	2,000,000	<b>TOTAL</b>		<b>\$ 2,000,000</b>																											
Quantity and/or descriptive information	Cost																																					
Site Acquisition	\$	2,000,000																																				
<b>TOTAL</b>		<b>\$ 2,000,000</b>																																				
PROJECT DESCRIPTION / JUSTIFICATION / LOCATION	<table border="1"> <thead> <tr> <th colspan="3" style="background-color: #e0f2f1;">NON-DEBT REVENUE SOURCE (Type/Object/Description/2021 Amount)</th> </tr> <tr> <td style="width: 5%;">N</td> <td style="width: 85%;">NONE</td> <td style="width: 10%; text-align: right;">\$ 0</td> </tr> </thead> <tbody> <tr> <th colspan="3" style="background-color: #e0f2f1;">PROJECT FINANCIAL SUMMARY</th> </tr> <tr> <td></td> <td style="text-align: center;">2020</td> <td style="text-align: center;">2021</td> </tr> <tr> <td><b>TOTAL EXPENDITURES</b></td> <td style="text-align: right;">\$ 0</td> <td style="text-align: right;">\$ 2,000,000</td> </tr> <tr> <th colspan="3" style="background-color: #e0f2f1;">PROJECT FUNDING SOURCES</th> </tr> <tr> <td>DEBT</td> <td style="text-align: right;">\$ 0</td> <td style="text-align: right;">\$ 2,000,000</td> </tr> <tr> <td>FEDERAL _____</td> <td style="text-align: right;">0</td> <td style="text-align: right;">0</td> </tr> <tr> <td>STATE _____</td> <td style="text-align: right;">0</td> <td style="text-align: right;">0</td> </tr> <tr> <td>MUNICIPAL _____</td> <td style="text-align: right;">0</td> <td style="text-align: right;">0</td> </tr> <tr> <td>OTHER _____</td> <td style="text-align: right;">0</td> <td style="text-align: right;">0</td> </tr> <tr> <td><b>TOTAL FUNDING SOURCES</b></td> <td style="text-align: right;"><b>\$ 0</b></td> <td style="text-align: right;"><b>\$ 2,000,000</b></td> </tr> </tbody> </table>		NON-DEBT REVENUE SOURCE (Type/Object/Description/2021 Amount)			N	NONE	\$ 0	PROJECT FINANCIAL SUMMARY				2020	2021	<b>TOTAL EXPENDITURES</b>	\$ 0	\$ 2,000,000	PROJECT FUNDING SOURCES			DEBT	\$ 0	\$ 2,000,000	FEDERAL _____	0	0	STATE _____	0	0	MUNICIPAL _____	0	0	OTHER _____	0	0	<b>TOTAL FUNDING SOURCES</b>	<b>\$ 0</b>	<b>\$ 2,000,000</b>
NON-DEBT REVENUE SOURCE (Type/Object/Description/2021 Amount)																																						
N	NONE	\$ 0																																				
PROJECT FINANCIAL SUMMARY																																						
	2020	2021																																				
<b>TOTAL EXPENDITURES</b>	\$ 0	\$ 2,000,000																																				
PROJECT FUNDING SOURCES																																						
DEBT	\$ 0	\$ 2,000,000																																				
FEDERAL _____	0	0																																				
STATE _____	0	0																																				
MUNICIPAL _____	0	0																																				
OTHER _____	0	0																																				
<b>TOTAL FUNDING SOURCES</b>	<b>\$ 0</b>	<b>\$ 2,000,000</b>																																				
<p>In 2020, Dane County began supporting the incubator project under development by the Urban League of Greater Madison. The county is providing support for development liaison position at the Urban League that is searching for a suitable location and conducting feasibility analysis. For 2021, the county will provide up to \$2 million to directly acquire a site for the project in the South Park Street corridor. Once acquired, the site would be leased back to the Urban League who would raise funds for construction/rehabilitation of the facility.</p>																																						



# CAPITAL PROJECT DETAIL SHEET

Year: 2021 Fund: CAPITAL PROJECTS FUND  
 Org: CPFACMGT Agency: ADMINISTRATION  
 Account: 57153: CCB BOOSTER PUMP REPLACEMENT

PROJECT TITLE	PROJECT COST COMPONENTS (budget year)		
CCB Booster Pump Replacement	<u>Quantity and/or descriptive information</u> <span style="float: right;"><u>Cost</u></span>		
<b>PROJECT DESCRIPTION / JUSTIFICATION / LOCATION</b>	<b>NON-DEBT REVENUE SOURCE (Type/Object/Description/2021 Amount)</b>		
<p>The City County Building has two sets of booster pumps to supply domestic water to the upper level floors. \$60,000 was requested in 2020 to replace the oldest set of pumps.</p> <p>Additional funds are being requested to replace the second set of pumps that are now in need of replacement due to age and condition.</p>	Replacement of secondary set of booster pumps for the City County Building		60,000
	<b>TOTAL \$</b>		<b>60,000</b>
	M	84340 CITY SHARE OF JOINT BLDG EXPNS	\$ 24,500
<b>PROJECT FINANCIAL SUMMARY</b>	<b>2020</b>	<b>2021</b>	
<b>TOTAL EXPENDITURES</b>	\$ 60,000	\$ 60,000	
<b>PROJECT FUNDING SOURCES</b>			
DEBT	\$ 35,500	\$ 35,500	
FEDERAL	0	0	
STATE	0	0	
MUNICIPAL City of Madison	24,500	24,500	
OTHER	0	0	
<b>TOTAL FUNDING SOURCES</b>	<b>\$ 60,000</b>	<b>\$ 60,000</b>	



# CAPITAL PROJECT DETAIL SHEET

**Year:** 2021

**Fund:** CAPITAL PROJECTS FUND

**Org:** CPFACMGT

**Agency:** ADMINISTRATION

**Account:** NEW: CCB CARD ACCESS SYSTEM UPGRADE

PROJECT TITLE	PROJECT COST COMPONENTS (budget year)		
CCB Card Access System Upgrade Project	<u>Quantity and/or descriptive information</u>		<u>Cost</u>
<b>PROJECT DESCRIPTION / JUSTIFICATION / LOCATION</b>			
<p>This funding is requested to upgrade all of the card access system throughout the City County Building due to the current system becoming obsolete and unsupported.</p> <p>The upgraded system would also allow for increased flexibility of building access as well as increased building security.</p>	<p>Installation of upgraded Card Access System at the City County Building</p>		<p>625,000</p>
	<b>TOTAL \$</b>		<b>625,000</b>
	<b>NON-DEBT REVENUE SOURCE (Type/Object/Description/2021 Amount)</b>		
	M	84340 CITY SHARE OF JOINT BLDG EXPNS	\$ 255,000
	<b>PROJECT FINANCIAL SUMMARY</b>		
			<b>2020</b>
			<b>2021</b>
	<b>TOTAL EXPENDITURES</b>		\$ 0 \$ 625,000
	<b>PROJECT FUNDING SOURCES</b>		
	DEBT		\$ 0 \$ 370,000
	FEDERAL		0 0
	STATE		0 0
	MUNICIPAL City of Madison		0 255,000
	OTHER		0 0
	<b>TOTAL FUNDING SOURCES</b>		\$ 0 \$ 625,000



# CAPITAL PROJECT DETAIL SHEET

Year: 2021

Fund: CAPITAL PROJECTS FUND

Org: CPFACMGT

Agency: ADMINISTRATION

Account: NEW: CCB MLK FACADE WINDOWS & LIGHT

PROJECT TITLE	PROJECT COST COMPONENTS (budget year)		
CCB MLK Façade Window Replacement/Lighting Controls Funding Allocation	<u>Quantity and/or descriptive information</u>		<u>Cost</u>
PROJECT DESCRIPTION / JUSTIFICATION / LOCATION			
<p>The requested funding allocation would compliment DOE grant funding, if awarded, for a full façade window replacement and upgraded lighting controls project on the MLK elevation of the City County Building.</p> <p>Dane County has applied for a DOE grant to provide funding for a project that would demonstrate a combination of advanced window technologies and LED lighting with controls on the MLK elevation of the City County Building. The requested funding would cover the cost of procuring design and field validation services and Dane County's cost-share of construction services.</p>	<p>Full Façade Window Replacement/ Lighting Controls Upgrade Design/Specs/Field Validation</p> <p>Pending DOE Funding City of Madison</p>	<p>700,000</p> <p>50,000</p> <p>(490,000)</p> <p>(105,000)</p>	
	<b>TOTAL \$</b>		<b>155,000</b>
	<b>NON-DEBT REVENUE SOURCE (Type/Object/Description/2021 Amount)</b>		
	N	NONE	\$ 0
<b>PROJECT FINANCIAL SUMMARY</b>		<b>2020</b>	<b>2021</b>
<b>TOTAL EXPENDITURES</b>		\$ 0	\$ 155,000
<b>PROJECT FUNDING SOURCES</b>			
DEBT		\$ 0	\$ 155,000
FEDERAL _____		0	0
STATE _____		0	0
MUNICIPAL _____		0	0
OTHER _____		0	0
<b>TOTAL FUNDING SOURCES</b>		<b>\$ 0</b>	<b>\$ 155,000</b>



# CAPITAL PROJECT DETAIL SHEET

**Year:** 2021

**Fund:** CAPITAL PROJECTS FUND

**Org:** CPFACMGT

**Agency:** ADMINISTRATION

**Account:** 57017: CCB PLANTER/RETAINING WALL

PROJECT TITLE	PROJECT COST COMPONENTS (budget year)								
CCB Marble Wall/Planter Repairs	<table border="1" style="width: 100%;"> <thead> <tr> <th style="background-color: #e0f0e0;"><u>Quantity and/or descriptive information</u></th> <th style="background-color: #e0f0e0;"><u>Cost</u></th> </tr> </thead> <tbody> <tr> <td>Additional Funds requested for Marble Planter and Marble Retaining Wall Repair</td> <td style="text-align: right;">150,000</td> </tr> <tr> <td colspan="2" style="text-align: right;"><b>TOTAL \$ 150,000</b></td> </tr> </tbody> </table>			<u>Quantity and/or descriptive information</u>	<u>Cost</u>	Additional Funds requested for Marble Planter and Marble Retaining Wall Repair	150,000	<b>TOTAL \$ 150,000</b>	
<u>Quantity and/or descriptive information</u>	<u>Cost</u>								
Additional Funds requested for Marble Planter and Marble Retaining Wall Repair	150,000								
<b>TOTAL \$ 150,000</b>									
PROJECT DESCRIPTION / JUSTIFICATION / LOCATION	<table border="1" style="width: 100%;"> <thead> <tr> <th colspan="3" style="background-color: #e0f0e0;">NON-DEBT REVENUE SOURCE (Type/Object/Description/2021 Amount)</th> </tr> </thead> <tbody> <tr> <td>M</td> <td>84340</td> <td>CITY SHARE OF JOINT BLDG EXPNS \$ 61,200</td> </tr> </tbody> </table>			NON-DEBT REVENUE SOURCE (Type/Object/Description/2021 Amount)			M	84340	CITY SHARE OF JOINT BLDG EXPNS \$ 61,200
NON-DEBT REVENUE SOURCE (Type/Object/Description/2021 Amount)									
M	84340	CITY SHARE OF JOINT BLDG EXPNS \$ 61,200							
Additional funds are needed to repair/replace the deteriorated marble-faced planters and marble-faced retaining walls that surround the City County Building. These funds are requested to provide additional funding to the planter bed restoration funding allocated in 2019, to restore additional areas of structural and aesthetic concern.	PROJECT FINANCIAL SUMMARY		2020	2021					
	<b>TOTAL EXPENDITURES</b>		\$ 0	\$ 150,000					
	<b>PROJECT FUNDING SOURCES</b>								
	DEBT		\$ 0	\$ 88,800					
	FEDERAL		0	0					
	STATE		0	0					
	MUNICIPAL City of Madison		0	61,200					
OTHER		0	0						
<b>TOTAL FUNDING SOURCES</b>		<b>\$ 0</b>	<b>\$ 150,000</b>						





# CAPITAL PROJECT DETAIL SHEET

**Year:** 2021                      **Fund:** CAPITAL PROJECTS FUND  
**Org:** CPFACMGT                      **Agency:** ADMINISTRATION  
**Account:** NEW: JOB CENTER DOOR/STOREFRONT

PROJECT TITLE	PROJECT COST COMPONENTS (budget year)	
Job Center Entry Door/Storefront Replacement	<u>Quantity and/or descriptive information</u>	<u>Cost</u>
PROJECT DESCRIPTION / JUSTIFICATION / LOCATION		
This funding would replace the glass entry doors and a portion of the glass storefront at the Dane County Job Center that are in need of replacement due to deteriorated condition.	Replacement of Entry Doors and Storefront Glass at the Dane County Job Center	40,000
	<b>TOTAL \$</b>	<b>40,000</b>
NON-DEBT REVENUE SOURCE (Type/Object/Description/2021 Amount)		
N	NONE	\$ 0
PROJECT FINANCIAL SUMMARY		2020
		2021
<b>TOTAL EXPENDITURES</b>		\$ 40,000
<b>PROJECT FUNDING SOURCES</b>		
DEBT		\$ 40,000
FEDERAL _____		0
STATE _____		0
MUNICIPAL _____		0
OTHER _____		0
<b>TOTAL FUNDING SOURCES</b>		<b>\$ 40,000</b>



# CAPITAL PROJECT DETAIL SHEET

Year: 2021 Fund: CAPITAL PROJECTS FUND  
 Org: CPFACMGT Agency: ADMINISTRATION  
 Account: NEW: JOB CENTER ENTRY STOOP REPAIR

PROJECT TITLE	PROJECT COST COMPONENTS (budget year)	
Job Center Entry Stoop Repairs	<u>Quantity and/or descriptive information</u>	<u>Cost</u>
<b>PROJECT DESCRIPTION / JUSTIFICATION / LOCATION</b>		
<p>This funding would provide necessary repairs to the concrete stoops at the service and employee entrances to the Dane County Job Center.</p> <p>Several of the existing stoops are in deteriorated condition and are in need of repair/partial reconstruction.</p>	<p>Repair/Partial Reconstruction of Entry Stoops at the Dane County Job Center</p>	<p>50,000</p>
	<b>TOTAL \$</b>	<b>50,000</b>
	<b>NON-DEBT REVENUE SOURCE (Type/Object/Description/2021 Amount)</b>	
	N NONE	\$ 0
<b>PROJECT FINANCIAL SUMMARY</b>	<b>2020</b>	<b>2021</b>
<b>TOTAL EXPENDITURES</b>	\$ 0	\$ 50,000
<b>PROJECT FUNDING SOURCES</b>		
DEBT	\$ 0	\$ 50,000
FEDERAL _____	0	0
STATE _____	0	0
MUNICIPAL _____	0	0
OTHER _____	0	0
<b>TOTAL FUNDING SOURCES</b>	<b>\$ 0</b>	<b>\$ 50,000</b>



# CAPITAL PROJECT DETAIL SHEET

**Year:** 2021

**Fund:** CAPITAL PROJECTS FUND

**Org:** CPFACMGT

**Agency:** ADMINISTRATION

**Account:** NEW: JOB CENTER FIRE PANEL REPLACE

PROJECT TITLE	PROJECT COST COMPONENTS (budget year)		
Job Center Fire Panel Replacement	<u>Quantity and/or descriptive information</u>		<u>Cost</u>
<b>PROJECT DESCRIPTION / JUSTIFICATION / LOCATION</b>			
<p>This funding is requested to replace an outdated Fire Panel and necessary Fire Detection Devices at the Dane County Job Center.</p>	<p>Installation of replacement fire panel and necessary fire detection devices at the Dane County Job Center</p>		60,000
	<b>TOTAL \$</b>		<b>60,000</b>
	<b>NON-DEBT REVENUE SOURCE (Type/Object/Description/2021 Amount)</b>		
	N   NONE	\$	0
	<b>PROJECT FINANCIAL SUMMARY</b>		<b>2020</b>
	<b>TOTAL EXPENDITURES</b>		\$ 0
	<b>PROJECT FUNDING SOURCES</b>		\$ 60,000
	DEBT		\$ 60,000
	FEDERAL		0
	STATE		0
	MUNICIPAL		0
	OTHER		0
	<b>TOTAL FUNDING SOURCES</b>		<b>\$ 60,000</b>



# CAPITAL PROJECT DETAIL SHEET

Year: 2021

Fund: CAPITAL PROJECTS FUND

Org: CPFACMGT

Agency: ADMINISTRATION

Account: NEW: KEY WATCHER CABINETS/SOFTWARE

PROJECT TITLE	PROJECT COST COMPONENTS (budget year)		
Key Watcher Cabinets & Software	<u>Quantity and/or descriptive information</u> <span style="float: right;"><u>Cost</u></span>		
<b>PROJECT DESCRIPTION / JUSTIFICATION / LOCATION</b>			
This funding would purchase Key Watcher Cabinets and Software at multiple remote buildings serviced by Faculties Management to allow for more secure key storage at these buildings.	Purchase and installation of Key Watcher Cabinets and Software at Northport Human Services, Dane County Job Center, South Madison Office and Fen Oak Resource Center Buildings		45,000
	<b>TOTAL \$</b>		<b>45,000</b>
	<b>NON-DEBT REVENUE SOURCE (Type/Object/Description/2021 Amount)</b>		
	N	NONE	\$ 0
	<b>PROJECT FINANCIAL SUMMARY</b>		<b>2020</b>
			<b>2021</b>
	<b>TOTAL EXPENDITURES</b>		\$ 45,000
	<b>PROJECT FUNDING SOURCES</b>		
	DEBT		\$ 45,000
	FEDERAL _____		0
	STATE _____		0
	MUNICIPAL _____		0
	OTHER _____		0
	<b>TOTAL FUNDING SOURCES</b>		\$ 45,000



# CAPITAL PROJECT DETAIL SHEET

Year: 2021 Fund: CAPITAL PROJECTS FUND  
 Org: CPFACMGT Agency: ADMINISTRATION  
 Account: NEW: NORTHPORT ROLLER SHADE INSTALL

PROJECT TITLE	PROJECT COST COMPONENTS (budget year)	
Northport Roller Shade Installation	<u>Quantity and/or descriptive information</u>	<u>Cost</u>
<b>PROJECT DESCRIPTION / JUSTIFICATION / LOCATION</b>		
<p>This funding is requested to replace the remaining banks of dysfunctional blinds with UV-blocking roller shades on the south elevation at Northport Human Services.</p> <p>The installation of the upgraded shade systems is expected to provide energy efficiency payback and increase occupant comfort.</p>	<p>Replace existing dysfunctional blinds with upgraded Roller Shades at Northport Human Services</p>	<p>36,000</p>
	<b>TOTAL \$</b>	<b>36,000</b>
<b>NON-DEBT REVENUE SOURCE (Type/Object/Description/2021 Amount)</b>		
N	NONE	\$ 0
<b>PROJECT FINANCIAL SUMMARY</b>		<b>2020</b>
		<b>2021</b>
<b>TOTAL EXPENDITURES</b>		\$ 0
		\$ 36,000
<b>PROJECT FUNDING SOURCES</b>		
DEBT		\$ 0
FEDERAL		0
STATE		0
MUNICIPAL		0
OTHER		0
<b>TOTAL FUNDING SOURCES</b>		\$ 0
		\$ 36,000





# CAPITAL PROJECT DETAIL SHEET

Year: 2021

Fund: CAPITAL PROJECTS FUND

Org: CPFACMGT

Agency: ADMINISTRATION

Account: 58031: PARKING LOT REPLACE-NPO

PROJECT TITLE	PROJECT COST COMPONENTS (budget year)		
NPO Parking Lot Repair/Replace	<u>Quantity and/or descriptive information</u>		<u>Cost</u>
<b>PROJECT DESCRIPTION / JUSTIFICATION / LOCATION</b>			
This funding is requested to replace additional portions of deteriorated parking lot at the Northport Human Services Building.	Undercut and replace additional areas of deteriorated parking lot at Northport Human Services		170,000
		<b>TOTAL \$</b>	<b>170,000</b>
<b>NON-DEBT REVENUE SOURCE (Type/Object/Description/2021 Amount)</b>			
N	NONE	\$	0
<b>PROJECT FINANCIAL SUMMARY</b>		<b>2020</b>	<b>2021</b>
<b>TOTAL EXPENDITURES</b>		\$ 98,000	\$ 170,000
<b>PROJECT FUNDING SOURCES</b>			
DEBT		\$ 98,000	\$ 170,000
FEDERAL _____		0	0
STATE _____		0	0
MUNICIPAL _____		0	0
OTHER _____		0	0
<b>TOTAL FUNDING SOURCES</b>		<b>\$ 98,000</b>	<b>\$ 170,000</b>



# CAPITAL PROJECT DETAIL SHEET

Year: 2021 Fund: CAPITAL PROJECTS FUND  
 Org: CPFACMGT Agency: ADMINISTRATION  
 Account: 58926: VEHICLE REPLACEMENT

PROJECT TITLE	PROJECT COST COMPONENTS (budget year)	
Vehicle Replacement (Facilities Management)	<u>Quantity and/or descriptive information</u>	<u>Cost</u>
<b>PROJECT DESCRIPTION / JUSTIFICATION / LOCATION</b>		
This funding would replace a Ford Ranger Maintenance Vehicle that is in need of replacement due to age and condition.	Purchase of replacement Ford Ranger Maintenance Vehicle	30,000
	<b>TOTAL \$</b>	<b>30,000</b>
	<b>NON-DEBT REVENUE SOURCE (Type/Object/Description/2021 Amount)</b>	
	N NONE	\$ 0
	<b>PROJECT FINANCIAL SUMMARY</b>	<b>2020      2021</b>
	<b>TOTAL EXPENDITURES</b>	\$ 0      \$ 30,000
	<b>PROJECT FUNDING SOURCES</b>	
	DEBT	\$ 0      \$ 30,000
	FEDERAL _____	0      0
	STATE _____	0      0
	MUNICIPAL _____	0      0
	OTHER _____	0      0
	<b>TOTAL FUNDING SOURCES</b>	\$ 0      \$ 30,000





# CAPITAL PROJECT DETAIL SHEET

Year: 2021

Fund: CAPITAL PROJECTS FUND

Org: CPFACMGT

Agency: ADMINISTRATION

Account: NEW: VETS SERVICE OFFICE REMODEL

PROJECT TITLE	PROJECT COST COMPONENTS (budget year)	
Veterans Service Office Design & Remodel	<u>Quantity and/or descriptive information</u>	<u>Cost</u>
<b>PROJECT DESCRIPTION / JUSTIFICATION / LOCATION</b>		
In 2022, the Veterans Service Office is intending to move into some remodeled space that formerly housed the County Board operations. This 2021 funding would allow design of the new space and quantifying scope of the project.	Design of Veterans Service Office remodel at the City County Building	40,000
	<b>TOTAL \$</b>	<b>40,000</b>
	<b>NON-DEBT REVENUE SOURCE (Type/Object/Description/2021 Amount)</b>	
	N NONE	\$ 0
	<b>PROJECT FINANCIAL SUMMARY</b>	<b>2020</b>
	<b>TOTAL EXPENDITURES</b>	<b>2021</b>
	\$ 0	\$ 40,000
	<b>PROJECT FUNDING SOURCES</b>	
	DEBT \$ 0	\$ 40,000
	FEDERAL _____ 0	0
	STATE _____ 0	0
	MUNICIPAL _____ 0	0
	OTHER _____ 0	0
	<b>TOTAL FUNDING SOURCES</b>	<b>\$ 0 \$ 40,000</b>



# CAPITAL PROJECT DETAIL SHEET

**Year:** 2021                      **Fund:** CAPITAL PROJECTS FUND  
**Org:** CPFACMGT                      **Agency:** ADMINISTRATION  
**Account:** NEW: WEAPONS SCREENING X-RAY EQUIP

PROJECT TITLE	PROJECT COST COMPONENTS (budget year)	
DCCH Replacement X-Ray Equipment	<u>Quantity and/or descriptive information</u>	<u>Cost</u>
<b>PROJECT DESCRIPTION / JUSTIFICATION / LOCATION</b>		
<p>This funding is requested to replace Weapons Screening X-Ray Equipment that is in need of replacement due to age and condition of the existing equipment.</p>	<p>Replacement of Existing Weapons Screening X-Ray Equipment in the Dane County Courthouse</p>	<p>60,000</p>
	<b>TOTAL \$</b>	<b>60,000</b>
	<b>NON-DEBT REVENUE SOURCE (Type/Object/Description/2021 Amount)</b>	
	N   NONE	\$ 0
<b>PROJECT FINANCIAL SUMMARY</b>	<b>2020</b>	<b>2021</b>
<b>TOTAL EXPENDITURES</b>	\$ 0	\$ 60,000
<b>PROJECT FUNDING SOURCES</b>		
DEBT	\$ 0	\$ 60,000
FEDERAL _____	0	0
STATE _____	0	0
MUNICIPAL _____	0	0
OTHER _____	0	0
<b>TOTAL FUNDING SOURCES</b>	<b>\$ 0</b>	<b>\$ 60,000</b>



# CAPITAL PROJECT DETAIL SHEET

**Year:** 2021  
**Org:** CPINFMGT  
**Account:** 57230: COMPUTER EQUIPMENT

**Fund:** CAPITAL PROJECTS FUND  
**Agency:** ADMINISTRATION

PROJECT TITLE	PROJECT COST COMPONENTS (budget year)			
Computer Equipment Replacement	<u>Quantity and/or descriptive information</u>		<u>Cost</u>	
<b>PROJECT DESCRIPTION / JUSTIFICATION / LOCATION</b>  This project establishes replacement schedule funding for workstations, terminals, laptops, printers, and monitors.  The County keeps a continual schedule of upgrades of all PCs, terminals, printers and laptops over 3 to 5 years so that all devices keep current acceptable technology needs in order to reduce security vulnerabilities and improve worker productivity.  Location: Various County Facilities	Laptops	60	\$ 32,000	
	Monitors	150	15,150	
	Workstations	50	29,800	
	Printers	10	2,250	
	Printers - Multifunction	4	19,500	
	Terminals - Netstations	100	26,300	
	<b>TOTAL</b>		<b>\$</b>	<b>125,000</b>
	<b>NON-DEBT REVENUE SOURCE (Type/Object/Description/2021 Amount)</b>			
	N	NONE	\$	0
	<b>PROJECT FINANCIAL SUMMARY</b>		<b>2020</b>	<b>2021</b>
<b>TOTAL EXPENDITURES</b>		\$ 175,000	\$ 125,000	
<b>PROJECT FUNDING SOURCES</b>				
DEBT		\$ 175,000	\$ 125,000	
FEDERAL		0	0	
STATE		0	0	
MUNICIPAL		0	0	
OTHER		0	0	
<b>TOTAL FUNDING SOURCES</b>		<b>\$ 175,000</b>	<b>\$ 125,000</b>	



# CAPITAL PROJECT DETAIL SHEET

**Year:** 2021  
**Org:** CPINFMGT  
**Account:** 59023: CYBER SECURITY IMPROVEMENTS

**Fund:** CAPITAL PROJECTS FUND  
**Agency:** ADMINISTRATION

PROJECT TITLE	PROJECT COST COMPONENTS (budget year)		
Cyber Security Improvements	<u>Quantity and/or descriptive information</u>		<u>Cost</u>
<b>PROJECT DESCRIPTION / JUSTIFICATION / LOCATION</b>			
<p>This project continues to improve Dane County's overall defenses against cyber threats. Included in this project are hardware upgrades, software upgrades and user training.</p> <p>Dane County is constantly defending against cyber attackers who attempt to penetrate Information Systems to steal personal information, attempt to extort information for financial gain or to disrupt government operations. This effects all departments ranging from the public safety systems to financial systems. This project allows Dane County to continue to keep up to date with the ever evolving cyber security landscape by upgrading equipment and software while also allowing Dane County to better educate county staff on cyber threats.</p> <p>Location: Dane County City County Building - Room 524 210 Martin Luther King Jr. Blvd Madison, WI 53703</p>	Cyber Security Improvements	\$ 150,000	<b>TOTAL \$ 150,000</b>
<b>NON-DEBT REVENUE SOURCE (Type/Object/Description/2021 Amount)</b>			
N	NONE	\$	0
<b>PROJECT FINANCIAL SUMMARY</b>		<b>2020</b>	<b>2021</b>
<b>TOTAL EXPENDITURES</b>		\$ 400,000	\$ 150,000
<b>PROJECT FUNDING SOURCES</b>			
DEBT		\$ 400,000	\$ 150,000
FEDERAL		0	0
STATE		0	0
MUNICIPAL		0	0
OTHER		0	0
<b>TOTAL FUNDING SOURCES</b>		<b>\$ 400,000</b>	<b>\$ 150,000</b>



# CAPITAL PROJECT DETAIL SHEET

**Year:** 2021  
**Org:** CPINFMGT  
**Account:** 57277: DATA STORAGE UPGRADE

**Fund:** CAPITAL PROJECTS FUND  
**Agency:** ADMINISTRATION

PROJECT TITLE	PROJECT COST COMPONENTS (budget year)		
Data Storage Upgrade			
PROJECT DESCRIPTION / JUSTIFICATION / LOCATION	<u>Quantity and/or descriptive information</u>		<u>Cost</u>
<p>This project is used to purchase hardware and licensing to increase Dane County's storage capabilities while providing enhanced performance and redundancy. This project includes replacing Storage Area Networks (SANs) with newer technology and extending the life of current SANs within the Dane County environment.</p> <p>Demand for increased data storage continues to grow each year, driven mostly by digital media such as pictures and videos. Types of data that require expanded storage are: email archives, file archiving, scanning of documents, crime scene photos, in-car video, incident reports, body-cam video, drone footage, audio files, log files, database data and reports, financial data, land information data and maps, and standard documents.</p> <p>Location:  Dane County City County Building - Room 524  210 Martin Luther King Jr. Blvd  Madison, WI 53703</p>	Storage Area Networks (SAN)	\$	125,000
	<b>TOTAL</b>		<b>\$</b>
<b>NON-DEBT REVENUE SOURCE (Type/Object/Description/2021 Amount)</b>			
	N	NONE	\$ 0
PROJECT FINANCIAL SUMMARY		2020	2021
<b>TOTAL EXPENDITURES</b>		\$ 150,000	\$ 125,000
<b>PROJECT FUNDING SOURCES</b>			
DEBT		\$ 150,000	\$ 125,000
FEDERAL		0	0
STATE		0	0
MUNICIPAL		0	0
OTHER		0	0
<b>TOTAL FUNDING SOURCES</b>		<b>\$ 150,000</b>	<b>\$ 125,000</b>



# CAPITAL PROJECT DETAIL SHEET

**Year:** 2021  
**Org:** CPINFMGT  
**Account:** 57440: FIBER NETWORK CONNECTIONS

**Fund:** CAPITAL PROJECTS FUND  
**Agency:** ADMINISTRATION

PROJECT TITLE	PROJECT COST COMPONENTS (budget year)		
Fiber Network Connections	<u>Quantity and/or descriptive information</u>		<u>Cost</u>
<b>PROJECT DESCRIPTION / JUSTIFICATION / LOCATION</b>			
<p>This project will build on the investment made from 2014-2020 to connect all Dane County facilities using a fiber optic network Infrastructure.</p> <p>This project connects Dane County's multiple facilities to our fiber network for faster and reliable connections. In 2021 this project will continue connecting remaining facilities and continue in the construction of redundant divergent paths. Redundant divergent paths help prevent downtime due to malfunctions or inadvertently cut lines. This will reduce operating costs by eliminating the lease payments paid to AT&amp;T and other telecom providers while also increasing the speed of network connections.</p> <p>Location: CCB HS - BHRC Landfill Sheriff Precincts Zoo Various County Facilities</p>	Fiber Network Connections	\$ 100,000	<b>TOTAL \$ 100,000</b>
<b>NON-DEBT REVENUE SOURCE (Type/Object/Description/2021 Amount)</b>			
N	NONE	\$ 0	
<b>PROJECT FINANCIAL SUMMARY</b>		<b>2020</b>	<b>2021</b>
<b>TOTAL EXPENDITURES</b>		\$ 150,000	\$ 100,000
<b>PROJECT FUNDING SOURCES</b>			
DEBT		\$ 150,000	\$ 100,000
FEDERAL		0	0
STATE		0	0
MUNICIPAL		0	0
OTHER		0	0
<b>TOTAL FUNDING SOURCES</b>		<b>\$ 150,000</b>	<b>\$ 100,000</b>



# CAPITAL PROJECT DETAIL SHEET

Year: 2021 Fund: CAPITAL PROJECTS FUND  
 Org: CPINFMGT Agency: ADMINISTRATION  
 Account: 57845: MICROSOFT LICENSING PROJECT

PROJECT TITLE	PROJECT COST COMPONENTS (budget year)	
Microsoft Licensing Project	<u>Quantity and/or descriptive information</u>	<u>Cost</u>
<b>PROJECT DESCRIPTION / JUSTIFICATION / LOCATION</b>		
<p>For 2021 this Project renews the County's licenses for Microsoft products for 3 years beginning in April of 2021.</p> <p>Dane County will be executing a Microsoft Enterprise agreement to receive the best possible pricing.</p> <p>'Dane County needs to remain current with the Microsoft Licensing to avoid litigation from Microsoft and allow the update of Microsoft products to the latest releases without incurring additional cost.</p> <p>The current and future versions of the Microsoft product are included in the enterprise agreement for 3 years</p> <p>Also included with the Microsoft EA are: Microsoft Support, Training Vouchers, Support Vouchers, Consulting vouchers and the Microsoft Home Use program that allows County employees to buy Microsoft Office Products at a reduced price.</p> <p>Location:            Dane County City County Building - Room 524            210 Martin Luther King Jr. Blvd.            Madison, WI. 53703</p>	<p>Microsoft Enterprise Agreement (3 Year) \$ 3,000,000</p>	
	<b>TOTAL \$</b>	<b>3,000,000</b>
	<b>NON-DEBT REVENUE SOURCE (Type/Object/Description/2021 Amount)</b>	
	N NONE	\$ 0
<b>PROJECT FINANCIAL SUMMARY</b>	<b>2020</b>	<b>2021</b>
<b>TOTAL EXPENDITURES</b>	\$ 0	\$ 3,000,000
<b>PROJECT FUNDING SOURCES</b>		
DEBT	\$ 0	\$ 3,000,000
FEDERAL	0	0
STATE	0	0
MUNICIPAL	0	0
OTHER	0	0
<b>TOTAL FUNDING SOURCES</b>	<b>\$ 0</b>	<b>\$ 3,000,000</b>



# CAPITAL PROJECT DETAIL SHEET

Year: 2021

Fund: CAPITAL PROJECTS FUND

Org: CPINFMGT

Agency: ADMINISTRATION

Account: 57938: NETWORK INFRASTRUCTURE UPGRADE

PROJECT TITLE	PROJECT COST COMPONENTS (budget year)		
Network Infrastructure Upgrade	<u>Quantity and/or descriptive information</u>		<u>Cost</u>
<b>PROJECT DESCRIPTION / JUSTIFICATION / LOCATION</b>			
<p>This project continues to build on previous investment's to Dane County's Network Infrastructure. This project is used to upgrade older routers and switches and UPS devices throughout the county. This project is also used to upgrade network closets throughout the county.</p> <p>Many routers and switches used throughout Dane County facilities are older than 5 years and unable to keep up with modern requirements of powering attached PoE devices or security. This project continues to replace devices that improve reliability and performance of all Dane County facilities which results in higher productivity for Dane County staff and partners. This project funds upgrades to network closets to improve airflow which extends the life of equipment and to expand network connections to county offices.</p> <p>Location Various County Buildings</p>	<p>Switches 25</p> <p>USPS Devices 20</p> <p>Network Closet Upgrades</p>	<p>\$ 85,000</p> <p>\$ 24,000</p> <p>\$ 41,000</p>	<b>TOTAL \$ 150,000</b>
<b>NON-DEBT REVENUE SOURCE (Type/Object/Description/2021 Amount)</b>			
N	NONE	\$	0
<b>PROJECT FINANCIAL SUMMARY</b>		<b>2020</b>	<b>2021</b>
<b>TOTAL EXPENDITURES</b>		\$ 200,000	\$ 150,000
<b>PROJECT FUNDING SOURCES</b>			
DEBT		\$ 200,000	\$ 150,000
FEDERAL		0	0
STATE		0	0
MUNICIPAL		0	0
OTHER		0	0
<b>TOTAL FUNDING SOURCES</b>		\$ 200,000	\$ 150,000





# CAPITAL PROJECT DETAIL SHEET

Year: 2021  
 Org: PSMail  
 Account: 58926: VEHICLE REPLACEMENT

Fund: PRINTING AND SERVICES  
 Agency: ADMINISTRATION

PROJECT TITLE	PROJECT COST COMPONENTS (budget year)																																								
Vehicle Replacement (Printing & Services)	<table border="0" style="width: 100%;"> <thead> <tr> <th style="text-align: left;"><u>Quantity and/or descriptive information</u></th> <th style="text-align: right;"><u>Cost</u></th> </tr> </thead> <tbody> <tr> <td>Purchase of replacement Mail Delivery Vehicle for Printing and Services</td> <td style="text-align: right;">28,000</td> </tr> <tr> <td style="text-align: right;"><b>TOTAL \$</b></td> <td style="text-align: right;"><b>28,000</b></td> </tr> </tbody> </table>		<u>Quantity and/or descriptive information</u>	<u>Cost</u>	Purchase of replacement Mail Delivery Vehicle for Printing and Services	28,000	<b>TOTAL \$</b>	<b>28,000</b>																																	
<u>Quantity and/or descriptive information</u>	<u>Cost</u>																																								
Purchase of replacement Mail Delivery Vehicle for Printing and Services	28,000																																								
<b>TOTAL \$</b>	<b>28,000</b>																																								
PROJECT DESCRIPTION / JUSTIFICATION / LOCATION	<table border="1" style="width: 100%; border-collapse: collapse;"> <thead> <tr> <th colspan="3" style="background-color: #e0f2f7;">NON-DEBT REVENUE SOURCE (Type/Object/Description/2021 Amount)</th> </tr> <tr> <th style="width: 5%;">N</th> <th style="width: 85%;">NONE</th> <th style="width: 10%;">\$ 0</th> </tr> </thead> <tbody> <tr> <th colspan="3" style="background-color: #e0f2f7;">PROJECT FINANCIAL SUMMARY</th> </tr> <tr> <th colspan="2"></th> <th style="text-align: center;">2020</th> </tr> <tr> <th colspan="2"></th> <th style="text-align: center;">2021</th> </tr> <tr> <td colspan="2"><b>TOTAL EXPENDITURES</b></td> <td style="text-align: right;">\$ 28,000</td> </tr> <tr> <td colspan="2"><b>PROJECT FUNDING SOURCES</b></td> <td></td> </tr> <tr> <td>DEBT</td> <td></td> <td style="text-align: right;">\$ 28,000</td> </tr> <tr> <td>FEDERAL</td> <td></td> <td style="text-align: right;">0</td> </tr> <tr> <td>STATE</td> <td></td> <td style="text-align: right;">0</td> </tr> <tr> <td>MUNICIPAL</td> <td></td> <td style="text-align: right;">0</td> </tr> <tr> <td>OTHER</td> <td></td> <td style="text-align: right;">0</td> </tr> <tr> <td colspan="2"><b>TOTAL FUNDING SOURCES</b></td> <td style="text-align: right;">\$ 28,000</td> </tr> </tbody> </table>		NON-DEBT REVENUE SOURCE (Type/Object/Description/2021 Amount)			N	NONE	\$ 0	PROJECT FINANCIAL SUMMARY					2020			2021	<b>TOTAL EXPENDITURES</b>		\$ 28,000	<b>PROJECT FUNDING SOURCES</b>			DEBT		\$ 28,000	FEDERAL		0	STATE		0	MUNICIPAL		0	OTHER		0	<b>TOTAL FUNDING SOURCES</b>		\$ 28,000
NON-DEBT REVENUE SOURCE (Type/Object/Description/2021 Amount)																																									
N	NONE	\$ 0																																							
PROJECT FINANCIAL SUMMARY																																									
		2020																																							
		2021																																							
<b>TOTAL EXPENDITURES</b>		\$ 28,000																																							
<b>PROJECT FUNDING SOURCES</b>																																									
DEBT		\$ 28,000																																							
FEDERAL		0																																							
STATE		0																																							
MUNICIPAL		0																																							
OTHER		0																																							
<b>TOTAL FUNDING SOURCES</b>		\$ 28,000																																							
<p>This funding would replace a Printing and Services Ford Transit Mail Delivery Vehicle that is in need of replacement due to age and condition.</p>																																									



# CAPITAL PROJECT DETAIL SHEET

Year: 2021

Fund: CAPITAL PROJECTS FUND

Org: CPMEDEXM

Agency: MEDICAL EXAMINER

Account: 58925: VEHICLES &amp; EQUIPMENT

PROJECT TITLE	PROJECT COST COMPONENTS (budget year)																																														
Vehicle Replacement - Purchase	<table border="1"> <thead> <tr> <th data-bbox="1220 347 1856 375">Quantity and/or descriptive information</th> <th data-bbox="1856 347 2028 375">Cost</th> </tr> </thead> </table>			Quantity and/or descriptive information	Cost																																										
Quantity and/or descriptive information	Cost																																														
<b>PROJECT DESCRIPTION / JUSTIFICATION / LOCATION</b>																																															
<p>Replace 2 -2012 Ford Explorers that are at the end of their life with over 100,000 miles currently, and replace a Ford Explorer that will be assigned with physician to Brown County. Brown County will be charged back for this vehicle.</p> <p>Replace 1 Ford CNG Refrigerated Transport Van that is well beyond its useful life with more than 230,000 miles currently.</p> <p>Replace 1 Ford Pickup that is beyond its useful life with more than 130,000 miles currently with a Chevrolet pickup and purchase 1 additional Chevrolet pickup.</p> <p>Explorers are used by investigators and Doctors for scenes and investigations The refrigerated van is used for transport of decedents from outside IGA partner Counties to reduce decomposition during transport which aids in keeping a decedent in viewable condition for funeral homes and family visitations.</p> <p>Pickups are used to move trailers, UTV, Refrigerated Trailers and recovery and response trailers. The pickups are used by supervisors for specialized scene response in the 5 counties that Dane has oversight in. They also contain equipment that is not normally assigned to investigator's vehicles because of significant cost. The specialized equipment and additional PPE is also transported in these vehicle for scenes with multiple fatalities.</p>	<table border="1"> <tbody> <tr> <td>3</td> <td>HEV Ford Explorers</td> <td>\$ 133,515</td> </tr> <tr> <td>1</td> <td>CNG Refrigerated Transit Van</td> <td>66,000</td> </tr> <tr> <td>2</td> <td>Chevrolet 2500 HD pickup</td> <td>92,000</td> </tr> <tr> <td>2</td> <td>Ferno Body Cots - Replacement</td> <td>6,500</td> </tr> <tr> <td>2</td> <td>Motorola Tri-Band Mobile Radios</td> <td>16,000</td> </tr> <tr> <td>1</td> <td>Removal and reinstallation of equipment that exists in replaced vehicles</td> <td>5,500</td> </tr> <tr> <td>1</td> <td>Emergency Lighting equipment and Installation</td> <td>16,000</td> </tr> <tr> <td>3</td> <td>Aluminum Storage Boxes Explorers</td> <td>7,500</td> </tr> <tr> <td>2</td> <td>Aluminum Pull-out equipment storage / cargo units for trucks</td> <td>14,000</td> </tr> <tr> <td>2</td> <td>Pickup toppers</td> <td>6,500</td> </tr> <tr> <td>5</td> <td>Radio and Lighting Consoles</td> <td>6,000</td> </tr> <tr> <td>1</td> <td>Probable pricing increases 3%</td> <td>11,000</td> </tr> <tr> <td colspan="2" style="text-align: right;"><b>TOTAL \$</b></td> <td><b>380,600</b></td> </tr> </tbody> </table>	3	HEV Ford Explorers	\$ 133,515	1	CNG Refrigerated Transit Van	66,000	2	Chevrolet 2500 HD pickup	92,000	2	Ferno Body Cots - Replacement	6,500	2	Motorola Tri-Band Mobile Radios	16,000	1	Removal and reinstallation of equipment that exists in replaced vehicles	5,500	1	Emergency Lighting equipment and Installation	16,000	3	Aluminum Storage Boxes Explorers	7,500	2	Aluminum Pull-out equipment storage / cargo units for trucks	14,000	2	Pickup toppers	6,500	5	Radio and Lighting Consoles	6,000	1	Probable pricing increases 3%	11,000	<b>TOTAL \$</b>		<b>380,600</b>	<table border="1"> <thead> <tr> <th colspan="3" data-bbox="1220 992 2028 1024">NON-DEBT REVENUE SOURCE (Type/Object/Description/2021 Amount)</th> </tr> </thead> <tbody> <tr> <td data-bbox="1220 1040 1262 1073">N</td> <td data-bbox="1262 1040 1856 1073">NONE</td> <td data-bbox="1856 1040 2028 1073">\$ 0</td> </tr> </tbody> </table>	NON-DEBT REVENUE SOURCE (Type/Object/Description/2021 Amount)			N	NONE	\$ 0
3	HEV Ford Explorers	\$ 133,515																																													
1	CNG Refrigerated Transit Van	66,000																																													
2	Chevrolet 2500 HD pickup	92,000																																													
2	Ferno Body Cots - Replacement	6,500																																													
2	Motorola Tri-Band Mobile Radios	16,000																																													
1	Removal and reinstallation of equipment that exists in replaced vehicles	5,500																																													
1	Emergency Lighting equipment and Installation	16,000																																													
3	Aluminum Storage Boxes Explorers	7,500																																													
2	Aluminum Pull-out equipment storage / cargo units for trucks	14,000																																													
2	Pickup toppers	6,500																																													
5	Radio and Lighting Consoles	6,000																																													
1	Probable pricing increases 3%	11,000																																													
<b>TOTAL \$</b>		<b>380,600</b>																																													
NON-DEBT REVENUE SOURCE (Type/Object/Description/2021 Amount)																																															
N	NONE	\$ 0																																													
	<table border="1"> <thead> <tr> <th data-bbox="1220 1089 1677 1122">PROJECT FINANCIAL SUMMARY</th> <th data-bbox="1677 1089 1856 1122">2020</th> <th data-bbox="1856 1089 2028 1122">2021</th> </tr> </thead> <tbody> <tr> <td data-bbox="1220 1154 1677 1187"><b>TOTAL EXPENDITURES</b></td> <td data-bbox="1677 1154 1856 1187">\$ 185,200</td> <td data-bbox="1856 1154 2028 1187">\$ 380,600</td> </tr> <tr> <td colspan="3" data-bbox="1220 1211 1677 1243"><b>PROJECT FUNDING SOURCES</b></td> </tr> <tr> <td data-bbox="1220 1252 1677 1284">DEBT</td> <td data-bbox="1677 1252 1856 1284">\$ 185,200</td> <td data-bbox="1856 1252 2028 1284">\$ 380,600</td> </tr> <tr> <td data-bbox="1220 1292 1677 1325">FEDERAL</td> <td data-bbox="1677 1292 1856 1325">0</td> <td data-bbox="1856 1292 2028 1325">0</td> </tr> <tr> <td data-bbox="1220 1333 1677 1365">STATE</td> <td data-bbox="1677 1333 1856 1365">0</td> <td data-bbox="1856 1333 2028 1365">0</td> </tr> <tr> <td data-bbox="1220 1373 1677 1406">MUNICIPAL</td> <td data-bbox="1677 1373 1856 1406">0</td> <td data-bbox="1856 1373 2028 1406">0</td> </tr> <tr> <td data-bbox="1220 1414 1677 1446">OTHER</td> <td data-bbox="1677 1414 1856 1446">0</td> <td data-bbox="1856 1414 2028 1446">0</td> </tr> <tr> <td data-bbox="1220 1463 1677 1495"><b>TOTAL FUNDING SOURCES</b></td> <td data-bbox="1677 1463 1856 1495">\$ 185,200</td> <td data-bbox="1856 1463 2028 1495">\$ 380,600</td> </tr> </tbody> </table>			PROJECT FINANCIAL SUMMARY	2020	2021	<b>TOTAL EXPENDITURES</b>	\$ 185,200	\$ 380,600	<b>PROJECT FUNDING SOURCES</b>			DEBT	\$ 185,200	\$ 380,600	FEDERAL	0	0	STATE	0	0	MUNICIPAL	0	0	OTHER	0	0	<b>TOTAL FUNDING SOURCES</b>	\$ 185,200	\$ 380,600																	
PROJECT FINANCIAL SUMMARY	2020	2021																																													
<b>TOTAL EXPENDITURES</b>	\$ 185,200	\$ 380,600																																													
<b>PROJECT FUNDING SOURCES</b>																																															
DEBT	\$ 185,200	\$ 380,600																																													
FEDERAL	0	0																																													
STATE	0	0																																													
MUNICIPAL	0	0																																													
OTHER	0	0																																													
<b>TOTAL FUNDING SOURCES</b>	\$ 185,200	\$ 380,600																																													



# CAPITAL PROJECT DETAIL SHEET

**Year:** 2021  
**Org:** CPSHRF  
**Account:** 57015: AED REPLACEMENT

**Fund:** CAPITAL PROJECTS FUND  
**Agency:** SHERIFF

PROJECT TITLE	PROJECT COST COMPONENTS (budget year)		
AED Replacement	<b>Quantity and/or descriptive information</b> <span style="float: right;"><b>Cost</b></span>		
<b>PROJECT DESCRIPTION / JUSTIFICATION / LOCATION</b>	12	Powerheart G5AED	1,595 \$ 19,140
<p>Request funding to purchase 12 Powerheart G5 Model AEDs, 20 AED replacement pads &amp; 5 AED Replacement Batteries for LifePak and G5 models.</p> <p>All Dane County Sheriff's Office Divisions utilize Automated External Defibrillators (AEDs). Deputies respond to incidents involving citizens experiencing life-threatening trauma and AEDs are a tool used to save lives. AEDs require replacement to ensure equipment is reliable and accurate for use in life-threatening circumstances. The purchase of 12 Powerheart G5 Model AEDs, 20 AED replacement pads, and 5 AED Replacement Batteries for LifePak and G5 models would will allow the Sheriff's Office to replace the oldest AED units with newer units and maintain current units with full batteries.</p>	20	AED Replacement Pads	55 1,100
	5	Powerheart G5 Batteries	500 2,500
	<b>TOTAL \$ 22,800</b>		
<b>NON-DEBT REVENUE SOURCE (Type/Object/Description/2021 Amount)</b>			
N	NONE		\$ 0
<b>PROJECT FINANCIAL SUMMARY</b>		<b>2020</b>	<b>2021</b>
<b>TOTAL EXPENDITURES</b>		\$ 23,600	\$ 22,800
<b>PROJECT FUNDING SOURCES</b>			
DEBT		\$ 23,600	\$ 22,800
FEDERAL		0	0
STATE		0	0
MUNICIPAL		0	0
OTHER		0	0
<b>TOTAL FUNDING SOURCES</b>		\$ 23,600	\$ 22,800



# CAPITAL PROJECT DETAIL SHEET

**Year:** 2021  
**Org:** CPSHRF  
**Account:** 58838: BODY ARMOR

**Fund:** CAPITAL PROJECTS FUND  
**Agency:** SHERIFF

PROJECT TITLE	PROJECT COST COMPONENTS (budget year)																																																	
Body Armor	<table border="1"> <thead> <tr> <th data-bbox="1220 347 1856 375"><u>Quantity and/or descriptive information</u></th> <th data-bbox="1856 347 2028 375"><u>Cost</u></th> </tr> </thead> <tbody> <tr> <td data-bbox="1220 402 1856 430">65 Body Armor Vest</td> <td data-bbox="1856 402 2028 430">512 \$ 33,280</td> </tr> <tr> <td colspan="2" data-bbox="1220 954 2028 982" style="text-align: right;"><b>TOTAL \$ 33,300</b></td> </tr> </tbody> </table>			<u>Quantity and/or descriptive information</u>	<u>Cost</u>	65 Body Armor Vest	512 \$ 33,280	<b>TOTAL \$ 33,300</b>																																										
<u>Quantity and/or descriptive information</u>	<u>Cost</u>																																																	
65 Body Armor Vest	512 \$ 33,280																																																	
<b>TOTAL \$ 33,300</b>																																																		
PROJECT DESCRIPTION / JUSTIFICATION / LOCATION																																																		
<p>Request funding to purchase 65 body armor vests at \$512/vest.</p> <p>Use of body armor vests is required to reduce line-of-duty deaths among law enforcement officers. The Sheriff's Office has out-of-date and deteriorating vests currently in use, vests are also required for newly hired deputies.</p> <p>Funding of \$33,300 will allow for the replacement of approximately 65 body armor vests at a cost of \$512/vest.</p> <p>Body armor vests save lives. There is a limit on how long vests can be worn and still be effective. Manufacturers offer a five-year warranty on vests, but this is not necessarily indicative of their useful lifespan. The age of an armor vest alone does not cause its ballistic resistance to deteriorate, vest care and maintenance has also been shown to have an impact on vest deterioration.</p>	<table border="1"> <thead> <tr> <th colspan="3" data-bbox="1213 982 2034 1034">NON-DEBT REVENUE SOURCE (Type/Object/Description/2021 Amount)</th> </tr> <tr> <th data-bbox="1213 1034 1262 1086">N</th> <th data-bbox="1262 1034 1856 1086"></th> <th data-bbox="1856 1034 2034 1086">\$</th> </tr> </thead> <tbody> <tr> <td data-bbox="1213 1086 1262 1133"></td> <td data-bbox="1262 1086 1856 1133">NONE</td> <td data-bbox="1856 1086 2034 1133">0</td> </tr> <tr> <th colspan="3" data-bbox="1213 1133 2034 1161">PROJECT FINANCIAL SUMMARY</th> </tr> <tr> <td colspan="2" data-bbox="1213 1161 1680 1213"></td> <th data-bbox="1680 1161 1856 1213">2020</th> <th data-bbox="1856 1161 2034 1213">2021</th> </tr> <tr> <td colspan="2" data-bbox="1213 1213 1680 1260"><b>TOTAL EXPENDITURES</b></td> <td data-bbox="1680 1213 1856 1260">\$ 41,000</td> <td data-bbox="1856 1213 2034 1260">\$ 33,300</td> </tr> <tr> <th colspan="3" data-bbox="1213 1260 2034 1287">PROJECT FUNDING SOURCES</th> </tr> <tr> <td colspan="2" data-bbox="1213 1287 1680 1334">DEBT</td> <td data-bbox="1680 1287 1856 1334">\$ 41,000</td> <td data-bbox="1856 1287 2034 1334">\$ 33,300</td> </tr> <tr> <td colspan="2" data-bbox="1213 1334 1680 1382">FEDERAL</td> <td data-bbox="1680 1334 1856 1382">0</td> <td data-bbox="1856 1334 2034 1382">0</td> </tr> <tr> <td colspan="2" data-bbox="1213 1382 1680 1429">STATE</td> <td data-bbox="1680 1382 1856 1429">0</td> <td data-bbox="1856 1382 2034 1429">0</td> </tr> <tr> <td colspan="2" data-bbox="1213 1429 1680 1476">MUNICIPAL</td> <td data-bbox="1680 1429 1856 1476">0</td> <td data-bbox="1856 1429 2034 1476">0</td> </tr> <tr> <td colspan="2" data-bbox="1213 1476 1680 1502">OTHER</td> <td data-bbox="1680 1476 1856 1502">0</td> <td data-bbox="1856 1476 2034 1502">0</td> </tr> <tr> <td colspan="2" data-bbox="1213 1502 1680 1549"><b>TOTAL FUNDING SOURCES</b></td> <td data-bbox="1680 1502 1856 1549">\$ 41,000</td> <td data-bbox="1856 1502 2034 1549">\$ 33,300</td> </tr> </tbody> </table>			NON-DEBT REVENUE SOURCE (Type/Object/Description/2021 Amount)			N		\$		NONE	0	PROJECT FINANCIAL SUMMARY					2020	2021	<b>TOTAL EXPENDITURES</b>		\$ 41,000	\$ 33,300	PROJECT FUNDING SOURCES			DEBT		\$ 41,000	\$ 33,300	FEDERAL		0	0	STATE		0	0	MUNICIPAL		0	0	OTHER		0	0	<b>TOTAL FUNDING SOURCES</b>		\$ 41,000	\$ 33,300
NON-DEBT REVENUE SOURCE (Type/Object/Description/2021 Amount)																																																		
N		\$																																																
	NONE	0																																																
PROJECT FINANCIAL SUMMARY																																																		
		2020	2021																																															
<b>TOTAL EXPENDITURES</b>		\$ 41,000	\$ 33,300																																															
PROJECT FUNDING SOURCES																																																		
DEBT		\$ 41,000	\$ 33,300																																															
FEDERAL		0	0																																															
STATE		0	0																																															
MUNICIPAL		0	0																																															
OTHER		0	0																																															
<b>TOTAL FUNDING SOURCES</b>		\$ 41,000	\$ 33,300																																															



# CAPITAL PROJECT DETAIL SHEET

Year: 2021 Fund: CAPITAL PROJECTS FUND  
 Org: CPSHRF Agency: SHERIFF  
 Account: 57235: COMPUTER SOFTWARE & HARDWARE

PROJECT TITLE	PROJECT COST COMPONENTS (budget year)	
Hardware/Software	<u>Quantity and/or descriptive information</u>	<u>Cost</u>
<b>PROJECT DESCRIPTION / JUSTIFICATION / LOCATION</b>	<p>Hardware/Software \$ 60,000</p>	
<p>Request funding to purchase various computer-related hardware and software.</p> <p>This request funds annual costs associated with purchasing computer-related hardware and/or software for the Sheriff's Office that is necessary to meet the technology needs of the Department.</p> <p>Funding provides for unanticipated expenses such as laptops, computers for work stations, wiring projects, printers, monitors, and telephone upgrades including computer and phone equipment in the space recently vacated by Emergency Management.</p>	<b>TOTAL \$ 60,000</b>	
<b>NON-DEBT REVENUE SOURCE (Type/Object/Description/2021 Amount)</b>		
N	NONE	\$ 0
<b>PROJECT FINANCIAL SUMMARY</b>		<b>2020</b>
		<b>2021</b>
<b>TOTAL EXPENDITURES</b>		\$ 60,000
		\$ 60,000
<b>PROJECT FUNDING SOURCES</b>		
DEBT		\$ 60,000
FEDERAL		0
STATE		0
MUNICIPAL		0
OTHER		0
<b>TOTAL FUNDING SOURCES</b>		\$ 60,000
		\$ 60,000



# CAPITAL PROJECT DETAIL SHEET

**Year:** 2021  
**Org:** CPSHRF  
**Account:** 57398: EQUIPMENT FOR VEHICLES

**Fund:** CAPITAL PROJECTS FUND

**Agency:** SHERIFF

PROJECT TITLE	PROJECT COST COMPONENTS (budget year)																																												
Equipment for Vehicles	<table border="1"> <thead> <tr> <th data-bbox="1220 347 1774 375"><u>Quantity and/or descriptive information</u></th> <th data-bbox="1774 347 2028 375"><u>Cost</u></th> </tr> </thead> <tbody> <tr> <td data-bbox="1220 402 1774 430">19 2021 Patrol Upfits</td> <td data-bbox="1774 402 2028 430">17,000 \$ 323,000</td> </tr> <tr> <td data-bbox="1220 443 1774 470">2 2021 Conveyance Upfits</td> <td data-bbox="1774 443 2028 470">7,500 \$ 15,000</td> </tr> <tr> <td data-bbox="1220 483 1774 511">1 2021 K9 Patrol Upfits</td> <td data-bbox="1774 483 2028 511">20,000 \$ 20,000</td> </tr> <tr> <td data-bbox="1220 524 1774 552">10 2020 Patrol Upfits</td> <td data-bbox="1774 524 2028 552">16,000 \$ 160,000</td> </tr> <tr> <td data-bbox="1220 565 1774 592">3 2020 K9 Upfits</td> <td data-bbox="1774 565 2028 592">20,000 \$ 60,000</td> </tr> <tr> <td data-bbox="1220 605 1774 633">2 2020 Conveyance Upfits</td> <td data-bbox="1774 605 2028 633">7,500 \$ 15,000</td> </tr> <tr> <td data-bbox="1220 646 1774 673">30 Cargo Organizers Kits</td> <td data-bbox="1774 646 2028 673">1,100 33,000</td> </tr> <tr> <td data-bbox="1220 954 1774 982" style="text-align: right;"><b>TOTAL</b></td> <td data-bbox="1774 954 2028 982"><b>\$ 626,000</b></td> </tr> </tbody> </table>			<u>Quantity and/or descriptive information</u>	<u>Cost</u>	19 2021 Patrol Upfits	17,000 \$ 323,000	2 2021 Conveyance Upfits	7,500 \$ 15,000	1 2021 K9 Patrol Upfits	20,000 \$ 20,000	10 2020 Patrol Upfits	16,000 \$ 160,000	3 2020 K9 Upfits	20,000 \$ 60,000	2 2020 Conveyance Upfits	7,500 \$ 15,000	30 Cargo Organizers Kits	1,100 33,000	<b>TOTAL</b>	<b>\$ 626,000</b>																								
<u>Quantity and/or descriptive information</u>	<u>Cost</u>																																												
19 2021 Patrol Upfits	17,000 \$ 323,000																																												
2 2021 Conveyance Upfits	7,500 \$ 15,000																																												
1 2021 K9 Patrol Upfits	20,000 \$ 20,000																																												
10 2020 Patrol Upfits	16,000 \$ 160,000																																												
3 2020 K9 Upfits	20,000 \$ 60,000																																												
2 2020 Conveyance Upfits	7,500 \$ 15,000																																												
30 Cargo Organizers Kits	1,100 33,000																																												
<b>TOTAL</b>	<b>\$ 626,000</b>																																												
<b>PROJECT DESCRIPTION / JUSTIFICATION / LOCATION</b>																																													
<p>Request funding to purchase upfit equipment for a total of 37 vehicles as well as funding to purchase 30 cargo organizer kits.</p> <p>Purchase of upfit equipment is required for new 2021 vehicles and for 2020 vehicles to replace outdated lights, sirens, and radios that are no longer supported and require frequent repairs. Upfit equipment is required to provide patrol vehicles with adequate performance capabilities, meet safety requirements, and satisfy officer comfort criteria.</p> <p>Scheduled replacement of vehicles and equipment significantly increases the operational effectiveness of the vehicle fleet. Squads are a necessary tool to deliver law enforcement services provided by the Sheriff's Office. Replacement of vehicles is essential to ensure safe, proficient, and reliable use for law enforcement personnel.</p>	<table border="1"> <thead> <tr> <th colspan="3" data-bbox="1213 987 2034 1036">NON-DEBT REVENUE SOURCE (Type/Object/Description/2021 Amount)</th> </tr> </thead> <tbody> <tr> <td data-bbox="1220 1044 1255 1071">N</td> <td data-bbox="1255 1044 1858 1071">NONE</td> <td data-bbox="1858 1044 2028 1071">\$ 0</td> </tr> <tr> <th colspan="2" data-bbox="1213 1089 1680 1133">PROJECT FINANCIAL SUMMARY</th> <th data-bbox="1680 1089 1858 1133">2020</th> <th data-bbox="1858 1089 2034 1133">2021</th> </tr> <tr> <td colspan="2" data-bbox="1213 1157 1680 1185"><b>TOTAL EXPENDITURES</b></td> <td data-bbox="1680 1157 1858 1185">\$ 0</td> <td data-bbox="1858 1157 2034 1185">\$ 626,000</td> </tr> <tr> <td colspan="2" data-bbox="1213 1214 1680 1242"><b>PROJECT FUNDING SOURCES</b></td> <td></td> <td></td> </tr> <tr> <td colspan="2" data-bbox="1213 1255 1680 1282">DEBT</td> <td data-bbox="1680 1255 1858 1282">\$ 0</td> <td data-bbox="1858 1255 2034 1282">\$ 626,000</td> </tr> <tr> <td colspan="2" data-bbox="1213 1295 1680 1323">FEDERAL</td> <td data-bbox="1680 1295 1858 1323">0</td> <td data-bbox="1858 1295 2034 1323">0</td> </tr> <tr> <td colspan="2" data-bbox="1213 1336 1680 1364">STATE</td> <td data-bbox="1680 1336 1858 1364">0</td> <td data-bbox="1858 1336 2034 1364">0</td> </tr> <tr> <td colspan="2" data-bbox="1213 1377 1680 1404">MUNICIPAL</td> <td data-bbox="1680 1377 1858 1404">0</td> <td data-bbox="1858 1377 2034 1404">0</td> </tr> <tr> <td colspan="2" data-bbox="1213 1417 1680 1445">OTHER</td> <td data-bbox="1680 1417 1858 1445">0</td> <td data-bbox="1858 1417 2034 1445">0</td> </tr> <tr> <td colspan="2" data-bbox="1213 1466 1680 1494"><b>TOTAL FUNDING SOURCES</b></td> <td data-bbox="1680 1466 1858 1494">\$ 0</td> <td data-bbox="1858 1466 2034 1494">\$ 626,000</td> </tr> </tbody> </table>			NON-DEBT REVENUE SOURCE (Type/Object/Description/2021 Amount)			N	NONE	\$ 0	PROJECT FINANCIAL SUMMARY		2020	2021	<b>TOTAL EXPENDITURES</b>		\$ 0	\$ 626,000	<b>PROJECT FUNDING SOURCES</b>				DEBT		\$ 0	\$ 626,000	FEDERAL		0	0	STATE		0	0	MUNICIPAL		0	0	OTHER		0	0	<b>TOTAL FUNDING SOURCES</b>		\$ 0	\$ 626,000
NON-DEBT REVENUE SOURCE (Type/Object/Description/2021 Amount)																																													
N	NONE	\$ 0																																											
PROJECT FINANCIAL SUMMARY		2020	2021																																										
<b>TOTAL EXPENDITURES</b>		\$ 0	\$ 626,000																																										
<b>PROJECT FUNDING SOURCES</b>																																													
DEBT		\$ 0	\$ 626,000																																										
FEDERAL		0	0																																										
STATE		0	0																																										
MUNICIPAL		0	0																																										
OTHER		0	0																																										
<b>TOTAL FUNDING SOURCES</b>		\$ 0	\$ 626,000																																										



# CAPITAL PROJECT DETAIL SHEET

Year: 2021 Fund: CAPITAL PROJECTS FUND  
 Org: CPSHRF Agency: SHERIFF  
 Account: 58161: RADIO SYSTEM REPLACEMENT

PROJECT TITLE	PROJECT COST COMPONENTS (budget year)								
Radio Replacement	<table border="1" style="width: 100%; border-collapse: collapse;"> <thead> <tr> <th style="background-color: #e0f0f0;"><u>Quantity and/or descriptive information</u></th> <th style="background-color: #e0f0f0;"><u>Cost</u></th> </tr> </thead> <tbody> <tr> <td>35 Motorola APX 6500 Radios</td> <td style="text-align: right;">4,800 \$ 168,000</td> </tr> <tr> <td colspan="2" style="text-align: right;"><b>TOTAL \$ 168,000</b></td> </tr> </tbody> </table>			<u>Quantity and/or descriptive information</u>	<u>Cost</u>	35 Motorola APX 6500 Radios	4,800 \$ 168,000	<b>TOTAL \$ 168,000</b>	
<u>Quantity and/or descriptive information</u>	<u>Cost</u>								
35 Motorola APX 6500 Radios	4,800 \$ 168,000								
<b>TOTAL \$ 168,000</b>									
PROJECT DESCRIPTION / JUSTIFICATION / LOCATION	<p>Request funding to purchase 35 Motorola APX 6500 radios at \$4,800/radio. Radios are mission critical for all law enforcement daily business and vital safety equipment for Deputies.</p> <p>Motorola's XTL 2500 model mobile radios were introduced into the market in 2001 and discontinued in 2014. Mobile radios have an 8-10 year life expectancy in the field. The Sheriff's Office purchased XTL 2500 radios in 2010, making the mobile radio fleet approximately 10 years old and nearing the end of their useful life. Motorola ceased software updates in 2017 and no longer repairs or supports XTL 2500 radios as of December 31, 2019.</p> <p>The Sheriff's Office has 35 XTL 2500 radios currently in use for approximately a third of the fleet using nearly 20 year old technology to respond to calls on a daily basis.</p> <p>The 50 units requested in the 2020 budget constituted phase 1 of the radio replacement project and covered patrol, civil, critical response vehicles, and conveyance. This request will replace remaining XTL 2500 radios.</p>								
<b>NON-DEBT REVENUE SOURCE (Type/Object/Description/2021 Amount)</b>									
N	NONE	\$	0						
PROJECT FINANCIAL SUMMARY	2020	2021							
<b>TOTAL EXPENDITURES</b>	\$ 0	\$ 168,000							
<b>PROJECT FUNDING SOURCES</b>									
DEBT	\$ 0	\$ 168,000							
FEDERAL	0	0							
STATE	0	0							
MUNICIPAL	0	0							
OTHER	0	0							
<b>TOTAL FUNDING SOURCES</b>	<b>\$ 0</b>	<b>\$ 168,000</b>							



# CAPITAL PROJECT DETAIL SHEET

**Year:** 2021  
**Org:** CPSHRF  
**Account:** 58810: TASER REPLACEMENT & SUPPLIES

**Fund:** CAPITAL PROJECTS FUND

**Agency:** SHERIFF

PROJECT TITLE	PROJECT COST COMPONENTS (budget year)		
Taser Replacement & Supplies	<u>Quantity and/or descriptive information</u>		<u>Cost</u>
<b>PROJECT DESCRIPTION / JUSTIFICATION / LOCATION</b>	20	Tasers	1,579 \$ 31,580
Request funding to purchase 20 X26P Tasers, including extended warranty and holster, at a cost of \$1,579/Taser to replace current inventory of X26E Tasers.			
Taser recommends a 5-year shelf life per Taser due to electronic components. Currently Dane County Sheriff's Office has 37 X26E Tasers in use which the Taser Company will no longer support. Taser Company will support X26P for approximately another five years and then plans to have a lease option for agencies. The remaining 17 X26E Tasers shall be replaced in 2022 which will phase out units not covered under warranty and broken equipment.			
Tasers are a less-lethal force option for law enforcement to use to subdue potentially dangerous individuals who would have otherwise been subjected to more lethal force options, and provide officer and public safety to minimizing the risk of physical injury.			
	<b>TOTAL</b>		<b>\$ 31,600</b>
<b>NON-DEBT REVENUE SOURCE (Type/Object/Description/2021 Amount)</b>			
N	NONE		\$ 0
<b>PROJECT FINANCIAL SUMMARY</b>		<b>2020</b>	<b>2021</b>
<b>TOTAL EXPENDITURES</b>		\$ 0	\$ 31,600
<b>PROJECT FUNDING SOURCES</b>			
DEBT		\$ 0	\$ 31,600
FEDERAL		0	0
STATE		0	0
MUNICIPAL		0	0
OTHER		0	0
<b>TOTAL FUNDING SOURCES</b>		<b>\$ 0</b>	<b>\$ 31,600</b>





# CAPITAL PROJECT DETAIL SHEET

Year: 2021 Fund: CAPITAL PROJECTS FUND  
 Org: CPSHRF Agency: SHERIFF  
 Account: NEW: REPLACE TIRE DEFLATION DEVICE

PROJECT TITLE	PROJECT COST COMPONENTS (budget year)																		
Replace Tire Deflation Device	<table border="1" style="width: 100%; border-collapse: collapse;"> <thead> <tr> <th style="background-color: #e0f0f0;">Quantity and/or descriptive information</th> <th style="background-color: #e0f0f0;">Cost</th> <th></th> <th></th> </tr> </thead> <tbody> <tr> <td>51 Live 9' Stop Sticks w/ red bag</td> <td>445 \$</td> <td></td> <td>22,695</td> </tr> <tr> <td>5 9' training units w/carrying cas</td> <td>260</td> <td></td> <td>1,300</td> </tr> <tr> <td colspan="3" style="text-align: right;"><b>TOTAL \$</b></td> <td><b>24,000</b></td> </tr> </tbody> </table>			Quantity and/or descriptive information	Cost			51 Live 9' Stop Sticks w/ red bag	445 \$		22,695	5 9' training units w/carrying cas	260		1,300	<b>TOTAL \$</b>			<b>24,000</b>
Quantity and/or descriptive information	Cost																		
51 Live 9' Stop Sticks w/ red bag	445 \$		22,695																
5 9' training units w/carrying cas	260		1,300																
<b>TOTAL \$</b>			<b>24,000</b>																
PROJECT DESCRIPTION / JUSTIFICATION / LOCATION	<p>Request funding to purchase 51 tire deflation devices (cost \$445/device) and 5 training unit tire deflation devices (cost \$260/device)</p> <p>62 Sheriff's Office vehicles carry tire deflation devices to puncture tires and safely deescalate vehicles in pursuit and emergency situations. 14 devices have been replaced in 2020, this request is for funding to replace the remaining 48 units, 1 spare unit per Precinct, and 5 training devices for a total of 56 units. The new devices to be purchased Stop Sticks, replace all old Stinger Spike Systems currently in use and including 5-year warranty and support.</p> <p>The current tire deflation system used, Stinger Spike System, is well past it's useful life, repair kits no longer properly fit the units and units are cracked, warped, brittle, no longer repairable, and older technology that is difficult to deploy. The Stinger Spike System is also less precise because they are accordion-style design with exposed spikes that required hand protection during deployment to minimize Deputy injury. Stingers Spikes are also less reliable and more dangerous than the Stop Stick product because they take longer to deploy and Deputies often do not have time to get behind hard cover.</p>																		
<b>NON-DEBT REVENUE SOURCE (Type/Object/Description/2021 Amount)</b>																			
N	NONE	\$	0																
PROJECT FINANCIAL SUMMARY	2020	2021																	
<b>TOTAL EXPENDITURES</b>	\$ 0	\$	24,000																
<b>PROJECT FUNDING SOURCES</b>																			
DEBT	\$ 0	\$	24,000																
FEDERAL	0		0																
STATE	0		0																
MUNICIPAL	0		0																
OTHER	0		0																
<b>TOTAL FUNDING SOURCES</b>	\$ 0	\$	24,000																



# CAPITAL PROJECT DETAIL SHEET

**Year:** 2021  
**Org:** CPSHRF  
**Account:** 58834: TRAINING CENTER IMPROVEMENTS

**Fund:** CAPITAL PROJECTS FUND

**Agency:** SHERIFF

PROJECT TITLE	PROJECT COST COMPONENTS (budget year)			
Training Center Improvements	<u>Quantity and/or descriptive information</u>		<u>Cost</u>	
<b>PROJECT DESCRIPTION / JUSTIFICATION / LOCATION</b>				
<p>Request funding to improve track, apron, and resurface Rang #5 at the Dane County Law Enforcement Training Center (DCLETC).</p> <p>The DCLETC has an oval track behind the facility made of asphalt. This track with attached aprons leading to the six ranges encompasses approximately 24,750 square feet (2250' x 11'). There is also an attached driveway off of this track leading to the facility garage which is approximately 2,500 square feet (100' x 25').</p> <p>The track is over 20 years old, significantly deteriorating and becoming a liability, and is uneven in many areas causing flooding issues. The edges of the driveway are crumbling and there are numerous cracks in the pavement causing a safety hazard.</p> <p>This track is the access point to each of the ranges and is used by Sheriff's Office staff and individuals from local, county, state and federal agencies, private businesses, the public, and to run the 1.5 mile and 300 yard dash for all sworn Sheriff's Office employees and those testing to be hired. Various vehicles also use the tract to access ranges (i.e., Hazardous Device Unit, Tactical Response Team, agency, and personally owned vehicles).</p> <p>The track, adjoining aprons, and driveway should be replaced and the track increased to 15' wide (33,750 square feet) to allow additional room for runners and vehicle traffic. The track should also be built to support vehicle traffic to reduce future rapid deterioration and re-routed away from the back of the building to avoid snow and water damage and provide safety for those walking to the facility.</p> <p>Range #5 is in need of replacement due to deterioration and is the only range with asphalt. Due to the overhead baffles it is recommended to re-surface rather than excavate and replace.</p>	Remove approximately 35,000' of existing track, apron, and driveway asphalt.		Install new base and asphalt.	
	Install new base and concrete (longer life)	175,000	Resurface Range #5	8,800
	<b>TOTAL \$</b>		<b>183,800</b>	
	<b>NON-DEBT REVENUE SOURCE (Type/Object/Description/2021 Amount)</b>			
	N NONE	\$	0	
	<b>PROJECT FINANCIAL SUMMARY</b>	<b>2020</b>	<b>2021</b>	
	<b>TOTAL EXPENDITURES</b>	\$ 0	\$ 183,800	
	<b>PROJECT FUNDING SOURCES</b>			
	DEBT	\$ 0	\$ 183,800	
	FEDERAL	0	0	
	STATE	0	0	
	MUNICIPAL	0	0	
	OTHER	0	0	
	<b>TOTAL FUNDING SOURCES</b>	\$ 0	\$ 183,800	



# CAPITAL PROJECT DETAIL SHEET

**Year:** 2021  
**Org:** CPSHRF  
**Account:** NEW: TRT BODY ARMOR PLATES

**Fund:** CAPITAL PROJECTS FUND  
**Agency:** SHERIFF

PROJECT TITLE	PROJECT COST COMPONENTS (budget year)		
TRT Body Armor Plates			
PROJECT DESCRIPTION / JUSTIFICATION / LOCATION	<u>Quantity and/or descriptive information</u>		<u>Cost</u>
<p>Request funding to purchase protective vest front, rear, and side torso plates for 30 Tactical Response Team (TRT) members; \$3,360 per vest for Hesco 800 Series.</p> <p>Protective front, rear, and side plates are designed to perform in fast moving, highly volatile environments which require extensive protection and maneuverability. Hesco 800 Series plates are light weight, finished with a highly durable water resistant coating, and help reduce weight of protective gear 40% while still maintaining strength and flexibility.</p> <p>Current TRT torso armor plates are over ten years old, surpassed their life span, and are heavy which impacts operators negatively over extended deployments. Hesco 800 Series armor plates shave off nearly 5 lbs. per vest which allows for additional side plates. Current vests in use do not have side plates which creates a significant life threatening fail point. Operators do not always face advisories or threats squarely face on, side armor protection is required when clearing structures and rooms and during door breach, side plates offer protection to greatly reduce the risk of life threatening injury.</p> <p>The increasing violence against law enforcement officers nationally hastens the necessity to improve protection for TRT personnel which operate in highly volatile environments.</p>	30	Body Armor Plates	3,360 \$ 100,800
	<b>TOTAL \$</b>		<b>100,800</b>
<b>NON-DEBT REVENUE SOURCE (Type/Object/Description/2021 Amount)</b>			
N	NONE		\$ 0
PROJECT FINANCIAL SUMMARY		2020	2021
<b>TOTAL EXPENDITURES</b>		\$ 0	\$ 100,800
<b>PROJECT FUNDING SOURCES</b>			
DEBT		\$ 0	\$ 100,800
FEDERAL		0	0
STATE		0	0
MUNICIPAL		0	0
OTHER		0	0
<b>TOTAL FUNDING SOURCES</b>		\$ 0	\$ 100,800



# CAPITAL PROJECT DETAIL SHEET

Year: 2021

Fund: CAPITAL PROJECTS FUND

Org: CPSHRF

Agency: SHERIFF

Account: 58923: VEHICLE &amp; EQUIPMENT REPLACEMNT

PROJECT TITLE	PROJECT COST COMPONENTS (budget year)																																																	
Vehicle and Equipment Replacement	<table border="1"> <thead> <tr> <th data-bbox="1220 345 1858 375">Quantity and/or descriptive information</th> <th data-bbox="1858 345 2028 375">Cost</th> </tr> </thead> <tbody> <tr> <td data-bbox="1220 402 1858 431">19 2021 Patrol Interceptors</td> <td data-bbox="1858 402 2028 431">39,000 \$ 741,000</td> </tr> <tr> <td data-bbox="1220 443 1858 472">2 2021 Conveyance Vans</td> <td data-bbox="1858 443 2028 472">30,500 61,000</td> </tr> <tr> <td data-bbox="1220 483 1858 513">1 2021 K9 Patrol SUV</td> <td data-bbox="1858 483 2028 513">39,000 39,000</td> </tr> <tr> <td data-bbox="1220 524 1858 553">trade in of 2016 FKHTP</td> <td data-bbox="1858 524 2028 553">Subtract (7500)</td> </tr> <tr> <td data-bbox="1220 565 1858 594">1 new MY21 FHLTP</td> <td data-bbox="1858 565 2028 594">\$18900-\$7500 11,400</td> </tr> <tr> <td data-bbox="1220 605 1858 634">1 Motors package upfit</td> <td data-bbox="1858 605 2028 634">14,500</td> </tr> <tr> <td data-bbox="1220 646 1858 675">1 JW Speaker LED Highlight</td> <td data-bbox="1858 646 2028 675">700</td> </tr> <tr> <td data-bbox="1220 686 1858 716">1 Motors graphics package</td> <td data-bbox="1858 686 2028 716">500</td> </tr> <tr> <td data-bbox="1220 727 1858 756">1 title and registration</td> <td data-bbox="1858 727 2028 756">165</td> </tr> <tr> <td colspan="2" data-bbox="1220 954 2028 984" style="text-align: right;"><b>TOTAL \$ 868,300</b></td> </tr> </tbody> </table>			Quantity and/or descriptive information	Cost	19 2021 Patrol Interceptors	39,000 \$ 741,000	2 2021 Conveyance Vans	30,500 61,000	1 2021 K9 Patrol SUV	39,000 39,000	trade in of 2016 FKHTP	Subtract (7500)	1 new MY21 FHLTP	\$18900-\$7500 11,400	1 Motors package upfit	14,500	1 JW Speaker LED Highlight	700	1 Motors graphics package	500	1 title and registration	165	<b>TOTAL \$ 868,300</b>																										
Quantity and/or descriptive information	Cost																																																	
19 2021 Patrol Interceptors	39,000 \$ 741,000																																																	
2 2021 Conveyance Vans	30,500 61,000																																																	
1 2021 K9 Patrol SUV	39,000 39,000																																																	
trade in of 2016 FKHTP	Subtract (7500)																																																	
1 new MY21 FHLTP	\$18900-\$7500 11,400																																																	
1 Motors package upfit	14,500																																																	
1 JW Speaker LED Highlight	700																																																	
1 Motors graphics package	500																																																	
1 title and registration	165																																																	
<b>TOTAL \$ 868,300</b>																																																		
PROJECT DESCRIPTION / JUSTIFICATION / LOCATION																																																		
<p>Request funding to purchase 23 vehicles: 19 patrol Interceptors, 1 K9 patrol SUV, 2 conveyance vans, and 1 motorcycle.</p> <p>The motorcycle to be purchased is a Harley Davidson FLHTP (2021 cost estimate \$18,900), less trade-in value for 2016 motorcycle (\$7,500), additional funding requested for motorcycle lights/sirens/radio installation and police upfit.</p> <p>Scheduled replacement of vehicles significantly increases the operational effectiveness of the vehicle fleet. Squads are a necessary tool to deliver law enforcement services provided by the Sheriff's Office. Replacement of vehicles is essential to ensure safe, proficient, and reliable use for law enforcement personnel.</p>	<table border="1"> <thead> <tr> <th colspan="3" data-bbox="1213 984 2034 1036">NON-DEBT REVENUE SOURCE (Type/Object/Description/2021 Amount)</th> </tr> <tr> <th data-bbox="1213 1036 1260 1084">N</th> <th data-bbox="1260 1036 1858 1084"></th> <th data-bbox="1858 1036 2034 1084">\$</th> </tr> </thead> <tbody> <tr> <td data-bbox="1213 1084 1260 1133"></td> <td data-bbox="1260 1084 1858 1133">NONE</td> <td data-bbox="1858 1084 2034 1133">0</td> </tr> <tr> <th colspan="3" data-bbox="1213 1133 2034 1162">PROJECT FINANCIAL SUMMARY</th> </tr> <tr> <td colspan="2" data-bbox="1213 1162 1680 1192"></td> <th data-bbox="1680 1162 1858 1192">2020</th> <th data-bbox="1858 1162 2034 1192">2021</th> </tr> <tr> <td colspan="2" data-bbox="1213 1192 1680 1221"><b>TOTAL EXPENDITURES</b></td> <td data-bbox="1680 1192 1858 1221">\$ 458,000</td> <td data-bbox="1858 1192 2034 1221">\$ 868,300</td> </tr> <tr> <th colspan="3" data-bbox="1213 1221 2034 1250">PROJECT FUNDING SOURCES</th> </tr> <tr> <td colspan="2" data-bbox="1213 1250 1680 1279">DEBT</td> <td data-bbox="1680 1250 1858 1279">\$ 458,000</td> <td data-bbox="1858 1250 2034 1279">\$ 868,300</td> </tr> <tr> <td colspan="2" data-bbox="1213 1279 1680 1308">FEDERAL</td> <td data-bbox="1680 1279 1858 1308">0</td> <td data-bbox="1858 1279 2034 1308">0</td> </tr> <tr> <td colspan="2" data-bbox="1213 1308 1680 1338">STATE</td> <td data-bbox="1680 1308 1858 1338">0</td> <td data-bbox="1858 1308 2034 1338">0</td> </tr> <tr> <td colspan="2" data-bbox="1213 1338 1680 1367">MUNICIPAL</td> <td data-bbox="1680 1338 1858 1367">0</td> <td data-bbox="1858 1338 2034 1367">0</td> </tr> <tr> <td colspan="2" data-bbox="1213 1367 1680 1396">OTHER</td> <td data-bbox="1680 1367 1858 1396">0</td> <td data-bbox="1858 1367 2034 1396">0</td> </tr> <tr> <td colspan="2" data-bbox="1213 1396 1680 1425"><b>TOTAL FUNDING SOURCES</b></td> <td data-bbox="1680 1396 1858 1425">\$ 458,000</td> <td data-bbox="1858 1396 2034 1425">\$ 868,300</td> </tr> </tbody> </table>			NON-DEBT REVENUE SOURCE (Type/Object/Description/2021 Amount)			N		\$		NONE	0	PROJECT FINANCIAL SUMMARY					2020	2021	<b>TOTAL EXPENDITURES</b>		\$ 458,000	\$ 868,300	PROJECT FUNDING SOURCES			DEBT		\$ 458,000	\$ 868,300	FEDERAL		0	0	STATE		0	0	MUNICIPAL		0	0	OTHER		0	0	<b>TOTAL FUNDING SOURCES</b>		\$ 458,000	\$ 868,300
NON-DEBT REVENUE SOURCE (Type/Object/Description/2021 Amount)																																																		
N		\$																																																
	NONE	0																																																
PROJECT FINANCIAL SUMMARY																																																		
		2020	2021																																															
<b>TOTAL EXPENDITURES</b>		\$ 458,000	\$ 868,300																																															
PROJECT FUNDING SOURCES																																																		
DEBT		\$ 458,000	\$ 868,300																																															
FEDERAL		0	0																																															
STATE		0	0																																															
MUNICIPAL		0	0																																															
OTHER		0	0																																															
<b>TOTAL FUNDING SOURCES</b>		\$ 458,000	\$ 868,300																																															



# CAPITAL PROJECT DETAIL SHEET

**Year:** 2021  
**Org:** CPPUBSAF  
**Account:** 52104: HEADSET REPLACEMENTS

**Fund:** CAPITAL PROJECTS FUND  
**Agency:** PUBLIC SAFETY COMMUNICATIONS

PROJECT TITLE	PROJECT COST COMPONENTS (budget year)	
Communicator Headsets	<u>Quantity and/or descriptive information</u>	<u>Cost</u>
<b>PROJECT DESCRIPTION / JUSTIFICATION / LOCATION</b>		\$ 5,000
<p>When new Communicators join the department they are issued a headset for use in training, and continue using it well into employment. Communicator use headsets 24X7 and these devices break, and simply wear out. They require periodic replacement. Need to keep new headsets in stock, and available for new employees and to replacement broken/worn headsets.</p>		
	<b>TOTAL \$</b>	<b>5,000</b>
	<b>NON-DEBT REVENUE SOURCE (Type/Object/Description/2021 Amount)</b>	
	N NONE	\$ 0
<b>PROJECT FINANCIAL SUMMARY</b>	<b>2020</b>	<b>2021</b>
<b>TOTAL EXPENDITURES</b>	\$ 5,000	\$ 5,000
<b>PROJECT FUNDING SOURCES</b>		
DEBT	\$ 5,000	\$ 5,000
FEDERAL	0	0
STATE	0	0
MUNICIPAL	0	0
OTHER	0	0
<b>TOTAL FUNDING SOURCES</b>	<b>\$ 5,000</b>	<b>\$ 5,000</b>



# CAPITAL PROJECT DETAIL SHEET

**Year:** 2021

**Fund:** CAPITAL PROJECTS FUND

**Org:** CPPUBSAF

**Agency:** PUBLIC SAFETY COMMUNICATIONS

**Account:** 58161: RADIO SYSTEM REPLACEMENT

PROJECT TITLE	PROJECT COST COMPONENTS (budget year)		
Upgrade DaneCom Radio System (SR10A.7)	<u>Quantity and/or descriptive information</u>		<u>Cost</u>
<b>PROJECT DESCRIPTION / JUSTIFICATION / LOCATION</b>			
<p>Some parts of the DaneCom system have been in service for more than 5 years. This projects updates many of those systems which have been in operations, and upgrades other parts of the system to improve reliability and cybersecurity.</p>			\$ 500,000
		<b>TOTAL \$ 500,000</b>	
<b>NON-DEBT REVENUE SOURCE (Type/Object/Description/2021 Amount)</b>			
N	NONE	\$	0
<b>PROJECT FINANCIAL SUMMARY</b>		<b>2020</b>	<b>2021</b>
<b>TOTAL EXPENDITURES</b>		\$ 0	\$ 500,000
<b>PROJECT FUNDING SOURCES</b>			
DEBT		\$ 0	\$ 500,000
FEDERAL _____		0	0
STATE _____		0	0
MUNICIPAL _____		0	0
OTHER _____		0	0
<b>TOTAL FUNDING SOURCES</b>		<b>\$ 0</b>	<b>\$ 500,000</b>



# CAPITAL PROJECT DETAIL SHEET

**Year:** 2021      **Fund:** CAPITAL PROJECTS FUND  
**Org:** CPPUBSAF      **Agency:** PUBLIC SAFETY COMMUNICATIONS  
**Account:** 58337: REPLACE COMPUTER WORKSTATIONS

PROJECT TITLE	PROJECT COST COMPONENTS (budget year)		
Replace Computer Workstations	<u>Quantity and/or descriptive information</u>		<u>Cost</u>
<b>PROJECT DESCRIPTION / JUSTIFICATION / LOCATION</b>			\$ 10,000
<p>Replacement of workstations for both operations and administrative positions in PSC.</p> <p>Due to the critical 24x7x365 operations of the department computer workstations must be routinely replaced with current, up to date models. This project allows for replacing a portion of workstations each year.</p>			\$ 10,000
			<b>TOTAL \$ 10,000</b>
<b>NON-DEBT REVENUE SOURCE (Type/Object/Description/2021 Amount)</b>			
N	NONE		\$ 0
<b>PROJECT FINANCIAL SUMMARY</b>		<b>2020</b>	<b>2021</b>
<b>TOTAL EXPENDITURES</b>		\$ 10,000	\$ 10,000
<b>PROJECT FUNDING SOURCES</b>			
DEBT		\$ 10,000	\$ 10,000
FEDERAL _____		0	0
STATE _____		0	0
MUNICIPAL _____		0	0
OTHER _____		0	0
<b>TOTAL FUNDING SOURCES</b>		\$ 10,000	\$ 10,000



# CAPITAL PROJECT DETAIL SHEET

Year: 2021

Fund: CAPITAL PROJECTS FUND

Org: CPPUBSAF

Agency: PUBLIC SAFETY COMMUNICATIONS

Account: NEW: DANECOM SITE BATTERIES

PROJECT TITLE	PROJECT COST COMPONENTS (budget year)			
Replace DaneCom Site Batteries	<u>Quantity and/or descriptive information</u>		<u>Cost</u>	
<b>PROJECT DESCRIPTION / JUSTIFICATION / LOCATION</b>			\$ 65,000	
<p>Each DaneCom tower site includes an array of batteries to maintain operation in the event of a power failure. Many of these batteries have been in place for 5 years and are nearing end of life.</p> <p>This project, over the course of two years, will replace batteries at all sites with newer, longer lasting batteries, and fewer/smaller batteries which will remain sufficient in the event of an emergency.</p>			<b>TOTAL \$ 65,000</b>	
	<b>NON-DEBT REVENUE SOURCE (Type/Object/Description/2021 Amount)</b>			
	N	NONE	\$ 0	
	<b>PROJECT FINANCIAL SUMMARY</b>		<b>2020</b>	<b>2021</b>
	<b>TOTAL EXPENDITURES</b>		\$ 0	\$ 65,000
<b>PROJECT FUNDING SOURCES</b>				
DEBT		\$ 0	\$ 65,000	
FEDERAL		0	0	
STATE		0	0	
MUNICIPAL		0	0	
OTHER		0	0	
<b>TOTAL FUNDING SOURCES</b>		<b>\$ 0</b>	<b>\$ 65,000</b>	





# CAPITAL PROJECT DETAIL SHEET

**Year:** 2021

**Org:** CPPUBSAF

**Account:** NEW: VIRTUAL CAD WORKSTATIONS

**Fund:** CAPITAL PROJECTS FUND

**Agency:** PUBLIC SAFETY COMMUNICATIONS

PROJECT TITLE	PROJECT COST COMPONENTS (budget year)	
Virtual CAD Workstations	<u>Quantity and/or descriptive information</u>	<u>Cost</u>
<b>PROJECT DESCRIPTION / JUSTIFICATION / LOCATION</b>		\$ 100,000
<p>Communicators use specialized workstations as part of the Computer-Aided Dispatch (CAD) system, with much equipment centralized for reliability and flexibility. For the past two decades, this has been accomplished by remote PCs that have been updated and cycled from primary to backup operations to maximize their useful life. It is time to replace the roughly one-half of these machines with more current Virtual Display Infrastructure (VDI) technology.</p>		
	<b>TOTAL \$</b>	<b>100,000</b>
	<b>NON-DEBT REVENUE SOURCE (Type/Object/Description/2021 Amount)</b>	
	N NONE	\$ 0
	<b>PROJECT FINANCIAL SUMMARY</b>	<b>2020      2021</b>
	<b>TOTAL EXPENDITURES</b>	\$ 0      \$ 100,000
	<b>PROJECT FUNDING SOURCES</b>	
	DEBT	\$ 0      \$ 100,000
	FEDERAL	0      0
	STATE	0      0
	MUNICIPAL	0      0
	OTHER	0      0
	<b>TOTAL FUNDING SOURCES</b>	\$ 0      \$ 100,000



# CAPITAL PROJECT DETAIL SHEET

Year: 2021

Fund: CAPITAL PROJECTS FUND

Org: CPEMRMGT

Agency: EMERGENCY MANAGEMENT

Account: 57383: EMERGENCY MANAGEMNT RELOCATION

PROJECT TITLE	PROJECT COST COMPONENTS (budget year)		
Emergency Management Relocation	<u>Quantity and/or descriptive information</u>		<u>Cost</u>
<b>PROJECT DESCRIPTION / JUSTIFICATION / LOCATION</b>			
<p>Relocation of the Emergency Management offices and the County's primary emergency operations center (EOC) from the 2nd floor of the Public Safety Building.</p> <p>In 2020, the County purchased a facility that can accommodate the relocation and consolidation of the Emergency Management department. The facility is a former fire station in the City of Fitchburg, and will be remodeled so that the department can vacate its facilities in the Public Safety Building and the Blooming Grove facility. Additional funding to accomplish the remodeling is required.</p>			\$ 4,400,000
		<b>TOTAL \$ 4,400,000</b>	
<b>NON-DEBT REVENUE SOURCE (Type/Object/Description/2021 Amount)</b>			
N	NONE	\$	0
<b>PROJECT FINANCIAL SUMMARY</b>		<b>2020</b>	<b>2021</b>
<b>TOTAL EXPENDITURES</b>		\$ 3,000,000	\$ 4,400,000
<b>PROJECT FUNDING SOURCES</b>			
DEBT		\$ 3,000,000	\$ 4,400,000
FEDERAL		0	0
STATE		0	0
MUNICIPAL		0	0
OTHER		0	0
<b>TOTAL FUNDING SOURCES</b>		<b>\$ 3,000,000</b>	<b>\$ 4,400,000</b>



# CAPITAL PROJECT DETAIL SHEET

**Year:** 2021  
**Org:** JCCAPPRJ  
**Account:** NEW: SHELTER HOME FENCE/AC

**Fund:** CAPITAL PROJECTS FUND  
**Agency:** JUVENILE COURT PROGRAM

PROJECT TITLE	PROJECT COST COMPONENTS (budget year)	
Shelter Home fence and air conditioner replacement		
PROJECT DESCRIPTION / JUSTIFICATION / LOCATION	<u>Quantity and/or descriptive information</u>	<u>Cost</u>
<p>1. The backyard at the Juvenile Shelter Home is in need of fencing to prevent others from walking onto the property from the bike path and to increase privacy. It should have a life expectancy of many years.</p> <p>2. One of the air conditioning units at the Juvenile Shelter Home has failed and needs to be replaced. It should have a life expectancy of 10 years.</p>	1 Exterior fencing for the back yard	\$ 9,508
	1 Air conditioning unit replacement	8,092
	<b>TOTAL \$ 17,600</b>	
<b>NON-DEBT REVENUE SOURCE (Type/Object/Description/2021 Amount)</b>		
N	NONE	\$ 0
PROJECT FINANCIAL SUMMARY	2020	2021
<b>TOTAL EXPENDITURES</b>	\$ 0	\$ 17,600
<b>PROJECT FUNDING SOURCES</b>		
DEBT	\$ 0	\$ 17,600
FEDERAL _____	0	0
STATE _____	0	0
MUNICIPAL _____	0	0
OTHER _____	0	0
<b>TOTAL FUNDING SOURCES</b>	\$ 0	\$ 17,600



# CAPITAL PROJECT DETAIL SHEET

Year: 2021

Fund: BADGER PRAIRIE CAPITL PROJECTS

Org: BPHCCAPP

Agency: HUMAN SERVICES DEPARTMENT

Account: 57318: COVID CARE AREA - BPHCC

PROJECT TITLE	PROJECT COST COMPONENTS (budget year)																																											
COVID Care Area at BPHCC	<table border="1"> <thead> <tr> <th data-bbox="1220 347 1856 375">Quantity and/or descriptive information</th> <th data-bbox="1856 347 2028 375">Cost</th> </tr> </thead> <tbody> <tr> <td data-bbox="1220 402 1856 430">Engineering, Design &amp; Construction</td> <td data-bbox="1856 402 2028 430">\$ 853,000</td> </tr> <tr> <td colspan="2" data-bbox="1780 954 2028 982" style="text-align: right;"><b>TOTAL \$ 853,000</b></td> </tr> </tbody> </table>			Quantity and/or descriptive information	Cost	Engineering, Design & Construction	\$ 853,000	<b>TOTAL \$ 853,000</b>																																				
Quantity and/or descriptive information	Cost																																											
Engineering, Design & Construction	\$ 853,000																																											
<b>TOTAL \$ 853,000</b>																																												
PROJECT DESCRIPTION / JUSTIFICATION / LOCATION																																												
<p>For the past six months Badger Prairie staff have been evaluating different areas to designate as a Covid care area per Federal recommendations. Currently, the center has installed hospital grade walls along with Hepa-Filters in the Mill Creek Household in case we have a resident test positive. This area will function well should an residents test positive. However, the arrangement results in the loss of revenue from 6 beds.</p> <p>A better option will be to proceed with converting the therapy gym into a 3-4 bed Covid care area. This area has the infrastructure to serve as an isolated specialty care area for residents, while affording employees the necessary work spaces such as a restroom, charting-computer-technology area, and donning/doffing space. Of further appeal is that the employees would be kept distinctly separated from the rest of the our staff and residents, per CDC guidelines. The number of employees working in this area would be determined based upon the number of Covid residents and the care acuity of the these residents.</p> <p>Medical research and information suggests that this virus will be around for quite some time and it is imperative that we have a designated and separate area to care for these residents. The therapy gym could also be used for other pandemics in the future, not just Covid.</p>	<table border="1"> <thead> <tr> <th colspan="3" data-bbox="1220 992 2028 1036">NON-DEBT REVENUE SOURCE (Type/Object/Description/2021 Amount)</th> </tr> </thead> <tbody> <tr> <td data-bbox="1220 1040 1262 1084">F</td> <td data-bbox="1262 1040 1856 1084">84040 COVID HSS GRANT</td> <td data-bbox="1856 1040 2028 1084">\$ 0</td> </tr> <tr> <th colspan="2" data-bbox="1220 1089 1682 1133">PROJECT FINANCIAL SUMMARY</th> <th data-bbox="1682 1089 1856 1133">2020</th> <th data-bbox="1856 1089 2028 1133">2021</th> </tr> <tr> <td colspan="2" data-bbox="1220 1154 1682 1198"><b>TOTAL EXPENDITURES</b></td> <td data-bbox="1682 1154 1856 1198">\$ 564,600</td> <td data-bbox="1856 1154 2028 1198">\$ 853,000</td> </tr> <tr> <th colspan="3" data-bbox="1220 1214 1682 1258">PROJECT FUNDING SOURCES</th> </tr> <tr> <td colspan="2" data-bbox="1220 1263 1682 1307">DEBT</td> <td data-bbox="1682 1263 1856 1307">\$ 0</td> <td data-bbox="1856 1263 2028 1307">\$ 853,000</td> </tr> <tr> <td data-bbox="1220 1312 1367 1356">FEDERAL</td> <td data-bbox="1367 1312 1682 1356">COVID HSS GRANT</td> <td data-bbox="1682 1312 1856 1356">564,600</td> <td data-bbox="1856 1312 2028 1356">0</td> </tr> <tr> <td data-bbox="1220 1360 1367 1404">STATE</td> <td data-bbox="1367 1360 1682 1404"></td> <td data-bbox="1682 1360 1856 1404">0</td> <td data-bbox="1856 1360 2028 1404">0</td> </tr> <tr> <td data-bbox="1220 1409 1367 1453">MUNICIPAL</td> <td data-bbox="1367 1409 1682 1453"></td> <td data-bbox="1682 1409 1856 1453">0</td> <td data-bbox="1856 1409 2028 1453">0</td> </tr> <tr> <td data-bbox="1220 1458 1367 1502">OTHER</td> <td data-bbox="1367 1458 1682 1502"></td> <td data-bbox="1682 1458 1856 1502">0</td> <td data-bbox="1856 1458 2028 1502">0</td> </tr> <tr> <td colspan="2" data-bbox="1220 1474 1682 1518"><b>TOTAL FUNDING SOURCES</b></td> <td data-bbox="1682 1474 1856 1518">\$ 564,600</td> <td data-bbox="1856 1474 2028 1518">\$ 853,000</td> </tr> </tbody> </table>			NON-DEBT REVENUE SOURCE (Type/Object/Description/2021 Amount)			F	84040 COVID HSS GRANT	\$ 0	PROJECT FINANCIAL SUMMARY		2020	2021	<b>TOTAL EXPENDITURES</b>		\$ 564,600	\$ 853,000	PROJECT FUNDING SOURCES			DEBT		\$ 0	\$ 853,000	FEDERAL	COVID HSS GRANT	564,600	0	STATE		0	0	MUNICIPAL		0	0	OTHER		0	0	<b>TOTAL FUNDING SOURCES</b>		\$ 564,600	\$ 853,000
NON-DEBT REVENUE SOURCE (Type/Object/Description/2021 Amount)																																												
F	84040 COVID HSS GRANT	\$ 0																																										
PROJECT FINANCIAL SUMMARY		2020	2021																																									
<b>TOTAL EXPENDITURES</b>		\$ 564,600	\$ 853,000																																									
PROJECT FUNDING SOURCES																																												
DEBT		\$ 0	\$ 853,000																																									
FEDERAL	COVID HSS GRANT	564,600	0																																									
STATE		0	0																																									
MUNICIPAL		0	0																																									
OTHER		0	0																																									
<b>TOTAL FUNDING SOURCES</b>		\$ 564,600	\$ 853,000																																									



# CAPITAL PROJECT DETAIL SHEET

**Year:** 2021  
**Org:** BPHCCAPP  
**Account:** NEW: NURSE CALL SYSTEM

**Fund:** BADGER PRAIRIE CAPITL PROJECTS  
**Agency:** HUMAN SERVICES DEPARTMENT

PROJECT TITLE	PROJECT COST COMPONENTS (budget year)	
Nurse Call System BPHCC	<u>Quantity and/or descriptive information</u>	<u>Cost</u>
<b>PROJECT DESCRIPTION / JUSTIFICATION / LOCATION</b>		
<p>This equipment is essential to the health and safety of the residents and staff of the Health Care Center. This is an early estimate, may change with further discussions. It has to be done as our current system is outdated and obsolete. Replacement parts no longer available.</p>	<p>Nurse Call System</p>	<p>\$ 100,000</p>
	<b>TOTAL \$</b>	<b>100,000</b>
<b>NON-DEBT REVENUE SOURCE (Type/Object/Description/2021 Amount)</b>		
N	NONE	\$ 0
<b>PROJECT FINANCIAL SUMMARY</b>		
	<b>2020</b>	<b>2021</b>
<b>TOTAL EXPENDITURES</b>	\$ 0	\$ 100,000
<b>PROJECT FUNDING SOURCES</b>		
DEBT	\$ 0	\$ 100,000
FEDERAL _____	0	0
STATE _____	0	0
MUNICIPAL _____	0	0
OTHER _____	0	0
<b>TOTAL FUNDING SOURCES</b>	<b>\$ 0</b>	<b>\$ 100,000</b>



# CAPITAL PROJECT DETAIL SHEET

**Year:** 2021

**Fund:** BADGER PRAIRIE CAPITL PROJECTS

**Org:** BPHCCAPP

**Agency:** HUMAN SERVICES DEPARTMENT

**Account:** 58400: RESIDENT CARE EQUIPMENT/IMPRVM

PROJECT TITLE	PROJECT COST COMPONENTS (budget year)		
Resident Care Equipment/Improvements	<u>Quantity and/or descriptive information</u>		<u>Cost</u>
<b>PROJECT DESCRIPTION / JUSTIFICATION / LOCATION</b>			
<p>Various pieces of equipment for the care of residents at the Badger Prairie Health Care Center. This equipment is essential to the health and safety of the residents and staff of the Health Care Center.</p>	Wound Care Prevention Equipment	22,000 \$	22,000
	Patient Lifts & Slings (6)		35,000
	Diagnostic Equipment (2)		5,200
	<b>TOTAL \$</b>		<b>62,200</b>
	<b>NON-DEBT REVENUE SOURCE (Type/Object/Description/2021 Amount)</b>		
	N   NONE	\$	0
	<b>PROJECT FINANCIAL SUMMARY</b>	<b>2020</b>	<b>2021</b>
	<b>TOTAL EXPENDITURES</b>	\$ 80,000	\$ 62,200
	<b>PROJECT FUNDING SOURCES</b>		
	DEBT	\$ 80,000	\$ 62,200
	FEDERAL	0	0
	STATE	0	0
	MUNICIPAL	0	0
	OTHER	0	0
	<b>TOTAL FUNDING SOURCES</b>	\$ 80,000	\$ 62,200



# CAPITAL PROJECT DETAIL SHEET

**Year:** 2021                      **Fund:** CAPITAL PROJECTS FUND  
**Org:** HSCAPPRJ                      **Agency:** HUMAN SERVICES DEPARTMENT  
**Account:** NEW: ADDICTION RECOVERY HOUSE PROJECT

PROJECT TITLE	PROJECT COST COMPONENTS (budget year)			
Addiction Recovery Housing Project	<u>Quantity and/or descriptive information</u>		<b>Cost</b>	
<b>PROJECT DESCRIPTION / JUSTIFICATION / LOCATION</b>				
<p>\$500,000 to help the organization Restoring Roots acquire property to develop a permanent supportive recovery housing project for individuals with substance abuse addiction. Restoring Roots will lead a private/public community partnership to develop this 50 unit complex for those with substance use disorders. The project will provide affordable housing, job, training, and education to these individuals as they work to break the cycle of addiction.</p>			\$ 500,000	
	<b>TOTAL \$</b>		<b>500,000</b>	
	NON-DEBT REVENUE SOURCE (Type/Object/Description/2021 Amount)			
	N	NONE	\$	0
	PROJECT FINANCIAL SUMMARY		2020	2021
<b>TOTAL EXPENDITURES</b>		\$ 0	\$ 500,000	
<b>PROJECT FUNDING SOURCES</b>				
DEBT		\$ 0	\$ 500,000	
FEDERAL		0	0	
STATE		0	0	
MUNICIPAL		0	0	
OTHER		0	0	
<b>TOTAL FUNDING SOURCES</b>		<b>\$ 0</b>	<b>\$ 500,000</b>	



# CAPITAL PROJECT DETAIL SHEET

**Year:** 2021      **Fund:** CAPITAL PROJECTS FUND  
**Org:** HSCAPPRJ      **Agency:** HUMAN SERVICES DEPARTMENT  
**Account:** NEW: TRIAGE & RESTORATION CENTER PLANNING

PROJECT TITLE	PROJECT COST COMPONENTS (budget year)																																					
Triage & Restoration Center Planning	<table border="1"> <thead> <tr> <th data-bbox="1220 347 1856 375">Quantity and/or descriptive information</th> <th data-bbox="1856 347 2028 375">Cost</th> </tr> </thead> <tbody> <tr> <td data-bbox="1220 402 1856 430">Planning/feasibility study</td> <td data-bbox="1856 402 2028 430">\$ 300,000</td> </tr> <tr> <td colspan="2" data-bbox="1220 954 2028 982" style="text-align: right;"><b>TOTAL \$ 300,000</b></td> </tr> </tbody> </table>		Quantity and/or descriptive information	Cost	Planning/feasibility study	\$ 300,000	<b>TOTAL \$ 300,000</b>																															
Quantity and/or descriptive information	Cost																																					
Planning/feasibility study	\$ 300,000																																					
<b>TOTAL \$ 300,000</b>																																						
PROJECT DESCRIPTION / JUSTIFICATION / LOCATION																																						
<p>In 2015, Dane County began its work reviewing best practices and national innovative models to address the intersection of behavioral health and criminal justice involvement.</p> <p>Over the course of the past year, the Criminal Justice Council Subcommittee on Behavioral Health has investigated the role of a triage and restoration center as a key component of the continuum of care, and as a way to divert individuals in mental health crisis from the criminal justice system.</p> <p>A triage and restoration center (also known as a crisis center or a stabilization center) provides services to address mental health challenges both inside and outside the criminal justice system. It is generally grounded in the concept of “no wrong door” and individuals can access services by walking in, a referral from a community partner, or be brought by law enforcement. Care available at a triage and restoration center should be accessible, compassionate, and equitable.</p> <p>A triage and restoration center provides an alternative to the justice system for the community to utilize as a response to individuals in a behavioral health-related crisis. The aim is not to replace emergency departments or inpatient behavioral health, but to act as a net to catch those in need who do not reach the criteria for these types of services.</p>	<table border="1"> <thead> <tr> <th colspan="3" data-bbox="1213 982 2034 1034">NON-DEBT REVENUE SOURCE (Type/Object/Description/2021 Amount)</th> </tr> <tr> <th data-bbox="1213 1034 1262 1086">N</th> <th data-bbox="1262 1034 1856 1086"></th> <th data-bbox="1856 1034 2034 1086">\$</th> </tr> </thead> <tbody> <tr> <td data-bbox="1213 1086 1262 1133"></td> <td data-bbox="1262 1086 1856 1133">NONE</td> <td data-bbox="1856 1086 2034 1133">0</td> </tr> <tr> <th colspan="2" data-bbox="1213 1133 1680 1161">PROJECT FINANCIAL SUMMARY</th> <th data-bbox="1680 1133 1856 1161">2020</th> </tr> <tr> <td colspan="2" data-bbox="1213 1161 1680 1208"><b>TOTAL EXPENDITURES</b></td> <td data-bbox="1680 1161 1856 1208">\$ 0</td> </tr> <tr> <td colspan="2" data-bbox="1213 1208 1680 1255"><b>PROJECT FUNDING SOURCES</b></td> <td data-bbox="1680 1208 1856 1255">\$ 300,000</td> </tr> <tr> <td colspan="2" data-bbox="1213 1255 1680 1302">DEBT</td> <td data-bbox="1680 1255 1856 1302">\$ 300,000</td> </tr> <tr> <td colspan="2" data-bbox="1213 1302 1680 1349">FEDERAL</td> <td data-bbox="1680 1302 1856 1349">0</td> </tr> <tr> <td colspan="2" data-bbox="1213 1349 1680 1396">STATE</td> <td data-bbox="1680 1349 1856 1396">0</td> </tr> <tr> <td colspan="2" data-bbox="1213 1396 1680 1443">MUNICIPAL</td> <td data-bbox="1680 1396 1856 1443">0</td> </tr> <tr> <td colspan="2" data-bbox="1213 1443 1680 1490">OTHER</td> <td data-bbox="1680 1443 1856 1490">0</td> </tr> <tr> <td colspan="2" data-bbox="1213 1490 1680 1497"><b>TOTAL FUNDING SOURCES</b></td> <td data-bbox="1680 1490 1856 1497">\$ 300,000</td> </tr> </tbody> </table>		NON-DEBT REVENUE SOURCE (Type/Object/Description/2021 Amount)			N		\$		NONE	0	PROJECT FINANCIAL SUMMARY		2020	<b>TOTAL EXPENDITURES</b>		\$ 0	<b>PROJECT FUNDING SOURCES</b>		\$ 300,000	DEBT		\$ 300,000	FEDERAL		0	STATE		0	MUNICIPAL		0	OTHER		0	<b>TOTAL FUNDING SOURCES</b>		\$ 300,000
NON-DEBT REVENUE SOURCE (Type/Object/Description/2021 Amount)																																						
N		\$																																				
	NONE	0																																				
PROJECT FINANCIAL SUMMARY		2020																																				
<b>TOTAL EXPENDITURES</b>		\$ 0																																				
<b>PROJECT FUNDING SOURCES</b>		\$ 300,000																																				
DEBT		\$ 300,000																																				
FEDERAL		0																																				
STATE		0																																				
MUNICIPAL		0																																				
OTHER		0																																				
<b>TOTAL FUNDING SOURCES</b>		\$ 300,000																																				





# CAPITAL PROJECT DETAIL SHEET

**Year:** 2021  
**Org:** HSCAPPRJ  
**Account:** 58926: VEHICLE REPLACEMENT

**Fund:** CAPITAL PROJECTS FUND  
**Agency:** HUMAN SERVICES DEPARTMENT

PROJECT TITLE	PROJECT COST COMPONENTS (budget year)		
Human Services Vehicle Replacements	<u>Quantity and/or descriptive information</u>		<u>Cost</u>
<b>PROJECT DESCRIPTION / JUSTIFICATION / LOCATION</b>			
The vehicle purchases replace aging vehicles which pose a safety risk to staff and the consumers they transport. They will be used at various HSD locations.	2	2021 Dodge Caravans	33,000
			66,000
			<b>TOTAL \$ 66,000</b>
	<b>NON-DEBT REVENUE SOURCE (Type/Object/Description/2021 Amount)</b>		
	N	NONE	\$ 0
	<b>PROJECT FINANCIAL SUMMARY</b>		
		<b>2020</b>	<b>2021</b>
<b>TOTAL EXPENDITURES</b>	\$	121,000	\$ 66,000
<b>PROJECT FUNDING SOURCES</b>			
DEBT	\$	121,000	\$ 66,000
FEDERAL		0	0
STATE		0	0
MUNICIPAL		0	0
OTHER		0	0
<b>TOTAL FUNDING SOURCES</b>	<b>\$</b>	<b>121,000</b>	<b>\$ 66,000</b>



# CAPITAL PROJECT DETAIL SHEET

Year: 2021

Fund: CAPITAL PROJECTS FUND

Org: CPPLNDEV

Agency: PLANNING &amp; DEVELOPMENT

Account: 58309: RE-MONUMENTATION PROJECT

PROJECT TITLE	PROJECT COST COMPONENTS (budget year)																																															
Remonumentation Project	<table border="1"> <thead> <tr> <th data-bbox="1220 347 1856 375">Quantity and/or descriptive information</th> <th data-bbox="1856 347 2028 375">Cost</th> </tr> </thead> <tbody> <tr> <td data-bbox="1220 402 1856 430">Professional survey services</td> <td data-bbox="1856 402 2028 430">\$ 200,000</td> </tr> <tr> <td colspan="2" data-bbox="1220 954 2028 982" style="text-align: right;"><b>TOTAL \$ 200,000</b></td> </tr> </tbody> </table>			Quantity and/or descriptive information	Cost	Professional survey services	\$ 200,000	<b>TOTAL \$ 200,000</b>																																								
Quantity and/or descriptive information	Cost																																															
Professional survey services	\$ 200,000																																															
<b>TOTAL \$ 200,000</b>																																																
PROJECT DESCRIPTION / JUSTIFICATION / LOCATION																																																
<p>The basis for all property records in Dane County is a grid known as the Public Land Survey System (PLSS). This grid dates back to the 1830s as monuments were placed at the intersection of these lines, a.k.a. section corners. Maintenance of the grid has been inadequate, and until this project, there was no plan to properly care for this critical infrastructure. Some corners are at risk of being lost or obliterated. This project started with analysis to design the Remonumentation Plan, including a town serving as a pilot project. Modern survey practices are used coupled with current technology to allow for measured coordinates of the section corners, inspection and replacement of monuments, and will also provide for seamless integration into the county's geographic information system (GIS). The life expectancy of the monuments is approximately 150 years.</p> <p>This project is important for proper maintenance of the Dane County Public Land Survey System (PLSS). Because the PLSS serves as the basis for all property records in Dane County, including that for property ownership and taxation, restoration of this infrastructure is essential. Based on experience and knowledge gained from the first three townships, the estimated average cost of remonumentation is \$50,000 per town.</p>	<table border="1"> <thead> <tr> <th colspan="3" data-bbox="1220 992 2028 1036">NON-DEBT REVENUE SOURCE (Type/Object/Description/2021 Amount)</th> </tr> <tr> <th data-bbox="1220 1040 1262 1084">N</th> <th data-bbox="1262 1040 1856 1084"></th> <th data-bbox="1856 1040 2028 1084"></th> </tr> </thead> <tbody> <tr> <td data-bbox="1220 1040 1262 1084">N</td> <td data-bbox="1262 1040 1856 1084">NONE</td> <td data-bbox="1856 1040 2028 1084">\$ 0</td> </tr> <tr> <th colspan="2" data-bbox="1220 1089 1682 1133">PROJECT FINANCIAL SUMMARY</th> <th data-bbox="1682 1089 1856 1133">2020</th> <th data-bbox="1856 1089 2028 1133">2021</th> </tr> <tr> <td colspan="2" data-bbox="1220 1154 1682 1198"><b>TOTAL EXPENDITURES</b></td> <td data-bbox="1682 1154 1856 1198">\$ 200,000</td> <td data-bbox="1856 1154 2028 1198">\$ 200,000</td> </tr> <tr> <td colspan="2" data-bbox="1220 1203 1682 1247"><b>PROJECT FUNDING SOURCES</b></td> <td colspan="2" data-bbox="1682 1203 2028 1247"></td> </tr> <tr> <td colspan="2" data-bbox="1220 1252 1682 1295">DEBT</td> <td data-bbox="1682 1252 1856 1295">\$ 200,000</td> <td data-bbox="1856 1252 2028 1295">\$ 200,000</td> </tr> <tr> <td colspan="2" data-bbox="1220 1300 1682 1344">FEDERAL</td> <td data-bbox="1682 1300 1856 1344">0</td> <td data-bbox="1856 1300 2028 1344">0</td> </tr> <tr> <td colspan="2" data-bbox="1220 1349 1682 1393">STATE</td> <td data-bbox="1682 1349 1856 1393">0</td> <td data-bbox="1856 1349 2028 1393">0</td> </tr> <tr> <td colspan="2" data-bbox="1220 1398 1682 1442">MUNICIPAL</td> <td data-bbox="1682 1398 1856 1442">0</td> <td data-bbox="1856 1398 2028 1442">0</td> </tr> <tr> <td colspan="2" data-bbox="1220 1446 1682 1490">OTHER</td> <td data-bbox="1682 1446 1856 1490">0</td> <td data-bbox="1856 1446 2028 1490">0</td> </tr> <tr> <td colspan="2" data-bbox="1220 1495 1682 1539"><b>TOTAL FUNDING SOURCES</b></td> <td data-bbox="1682 1495 1856 1539">\$ 200,000</td> <td data-bbox="1856 1495 2028 1539">\$ 200,000</td> </tr> </tbody> </table>			NON-DEBT REVENUE SOURCE (Type/Object/Description/2021 Amount)			N			N	NONE	\$ 0	PROJECT FINANCIAL SUMMARY		2020	2021	<b>TOTAL EXPENDITURES</b>		\$ 200,000	\$ 200,000	<b>PROJECT FUNDING SOURCES</b>				DEBT		\$ 200,000	\$ 200,000	FEDERAL		0	0	STATE		0	0	MUNICIPAL		0	0	OTHER		0	0	<b>TOTAL FUNDING SOURCES</b>		\$ 200,000	\$ 200,000
NON-DEBT REVENUE SOURCE (Type/Object/Description/2021 Amount)																																																
N																																																
N	NONE	\$ 0																																														
PROJECT FINANCIAL SUMMARY		2020	2021																																													
<b>TOTAL EXPENDITURES</b>		\$ 200,000	\$ 200,000																																													
<b>PROJECT FUNDING SOURCES</b>																																																
DEBT		\$ 200,000	\$ 200,000																																													
FEDERAL		0	0																																													
STATE		0	0																																													
MUNICIPAL		0	0																																													
OTHER		0	0																																													
<b>TOTAL FUNDING SOURCES</b>		\$ 200,000	\$ 200,000																																													



# CAPITAL PROJECT DETAIL SHEET

**Year:** 2021  
**Org:** LIO  
**Account:** 57472: FLY DANE DIGITAL TERRAIN & ORT

**Fund:** LAND INFORMATION  
**Agency:** LAND INFORMATION OFFICE

PROJECT TITLE	PROJECT COST COMPONENTS (budget year)																												
Fly Dane Digital Terrain & Orthophotography	<table border="1" style="width: 100%; border-collapse: collapse;"> <thead> <tr> <th style="background-color: #e0f2f1;"><u>Quantity and/or descriptive information</u></th> <th style="background-color: #e0f2f1;"><u>Cost</u></th> </tr> </thead> <tbody> <tr> <td style="text-align: center;">Fly Dane Project</td> <td style="text-align: right;">\$ 100,000</td> </tr> <tr> <td colspan="2" style="text-align: right;"><b>TOTAL \$ 100,000</b></td> </tr> </tbody> </table>		<u>Quantity and/or descriptive information</u>	<u>Cost</u>	Fly Dane Project	\$ 100,000	<b>TOTAL \$ 100,000</b>																						
<u>Quantity and/or descriptive information</u>	<u>Cost</u>																												
Fly Dane Project	\$ 100,000																												
<b>TOTAL \$ 100,000</b>																													
PROJECT DESCRIPTION / JUSTIFICATION / LOCATION	<table border="1" style="width: 100%; border-collapse: collapse;"> <thead> <tr> <th colspan="3" style="background-color: #e0f2f1;">NON-DEBT REVENUE SOURCE (Type/Object/Description/2021 Amount)</th> </tr> </thead> <tbody> <tr> <td style="width: 5%; text-align: center;">S</td> <td style="width: 85%;">84557 STRATEGIC INITIATIVE GRANT</td> <td style="width: 10%; text-align: right;">\$ 40,000</td> </tr> </tbody> </table>		NON-DEBT REVENUE SOURCE (Type/Object/Description/2021 Amount)			S	84557 STRATEGIC INITIATIVE GRANT	\$ 40,000																					
NON-DEBT REVENUE SOURCE (Type/Object/Description/2021 Amount)																													
S	84557 STRATEGIC INITIATIVE GRANT	\$ 40,000																											
<p>The Dane County Land Information Office (LIO) is proposing an aerial photography for all of Dane County in 2022. The project would acquire county wide, true color aerial photography at 6-inch resolution. This project would also include a municipal buy-up for 3-inch resolution imagery. The LIO is requesting an additional capital expenditure of \$100,000 to cover the cost of acquiring aerial imagery. In order to initiate the contracts for the 2022 project in 2021, we must include the project in the 2021 LIO budget.</p> <p>Geographic Information Systems (GIS) are an integral part of the daily operations of Dane County departments and other local governments. These activities require high accuracy, detailed aerial photography. Departments that rely on this data and the derivative products that they help support, include Land &amp; Water Resources (LWRD), Planning &amp; Development, Highway, Regional Planning Commission, Emergency Management, Sheriff and 911 Communications. In addition, online tools such as AccessDane and DCiMap depend on current information to assist residents and in turn reduce public calls to County staff and allow staff resources to be focused on other tasks.</p>	<table border="1" style="width: 100%; border-collapse: collapse;"> <thead> <tr> <th style="background-color: #e0f2f1;">PROJECT FINANCIAL SUMMARY</th> <th style="background-color: #e0f2f1;">2020</th> <th style="background-color: #e0f2f1;">2021</th> </tr> </thead> <tbody> <tr> <td><b>TOTAL EXPENDITURES</b></td> <td style="text-align: right;">\$ 0</td> <td style="text-align: right;">\$ 100,000</td> </tr> <tr> <td colspan="3"><b>PROJECT FUNDING SOURCES</b></td> </tr> <tr> <td>DEBT</td> <td style="text-align: right;">\$ 0</td> <td style="text-align: right;">\$ 0</td> </tr> <tr> <td>FEDERAL</td> <td style="text-align: right;">0</td> <td style="text-align: right;">0</td> </tr> <tr> <td>STATE</td> <td style="text-align: right;">0</td> <td style="text-align: right;">\$ 40,000</td> </tr> <tr> <td>MUNICIPAL</td> <td style="text-align: right;">0</td> <td style="text-align: right;">0</td> </tr> <tr> <td>OTHER Fund Bal./Fly Dane Res.</td> <td style="text-align: right;">0</td> <td style="text-align: right;">\$ 60,000</td> </tr> <tr> <td><b>TOTAL FUNDING SOURCES</b></td> <td style="text-align: right;"><b>\$ 0</b></td> <td style="text-align: right;"><b>\$ 100,000</b></td> </tr> </tbody> </table>		PROJECT FINANCIAL SUMMARY	2020	2021	<b>TOTAL EXPENDITURES</b>	\$ 0	\$ 100,000	<b>PROJECT FUNDING SOURCES</b>			DEBT	\$ 0	\$ 0	FEDERAL	0	0	STATE	0	\$ 40,000	MUNICIPAL	0	0	OTHER Fund Bal./Fly Dane Res.	0	\$ 60,000	<b>TOTAL FUNDING SOURCES</b>	<b>\$ 0</b>	<b>\$ 100,000</b>
PROJECT FINANCIAL SUMMARY	2020	2021																											
<b>TOTAL EXPENDITURES</b>	\$ 0	\$ 100,000																											
<b>PROJECT FUNDING SOURCES</b>																													
DEBT	\$ 0	\$ 0																											
FEDERAL	0	0																											
STATE	0	\$ 40,000																											
MUNICIPAL	0	0																											
OTHER Fund Bal./Fly Dane Res.	0	\$ 60,000																											
<b>TOTAL FUNDING SOURCES</b>	<b>\$ 0</b>	<b>\$ 100,000</b>																											



# CAPITAL PROJECT DETAIL SHEET

**Year:** 2021  
**Org:** SWMETHGO  
**Account:** NEW: CRANE

**Fund:** METHANE GAS  
**Agency:** DEPT OF WASTE & RENEWABLES

PROJECT TITLE	PROJECT COST COMPONENTS (budget year)																																															
Used 25 Ton Crane	<table border="1"> <thead> <tr> <th data-bbox="1220 347 1856 375"><u>Quantity and/or descriptive information</u></th> <th colspan="2" data-bbox="1856 347 2028 375"><u>Cost</u></th> </tr> </thead> <tbody> <tr> <td data-bbox="1220 402 1856 430">25 Ton Crane</td> <td data-bbox="1856 402 1892 430">\$</td> <td data-bbox="1892 402 2028 430">200,000</td> </tr> <tr> <td colspan="2" data-bbox="1780 954 1892 982" style="text-align: right;"><b>TOTAL \$</b></td> <td data-bbox="1892 954 2028 982"><b>200,000</b></td> </tr> </tbody> </table>			<u>Quantity and/or descriptive information</u>	<u>Cost</u>		25 Ton Crane	\$	200,000	<b>TOTAL \$</b>		<b>200,000</b>																																				
<u>Quantity and/or descriptive information</u>	<u>Cost</u>																																															
25 Ton Crane	\$	200,000																																														
<b>TOTAL \$</b>		<b>200,000</b>																																														
PROJECT DESCRIPTION / JUSTIFICATION / LOCATION																																																
<p>Used 25 Ton Crane</p> <p>Project Cost: \$ 200,000            Projected Life: 10,000 Hours</p> <p>The 25 Ton Crane is used when performing media change outs and general maintenance at the RNG plant. The 25 Ton crane will allow for easier access to perform maintenance events at the RNG plant. This equipment will lead to increased to safety and efficiency at the RNG plant.</p> <p>Dane County Landfill Site #2            7102 US HWY 12&amp;18            Madison, WI 53718</p>	<table border="1"> <thead> <tr> <th colspan="3" data-bbox="1220 992 2028 1036">NON-DEBT REVENUE SOURCE (Type/Object/Description/2021 Amount)</th> </tr> <tr> <th data-bbox="1220 1040 1262 1084">N</th> <th data-bbox="1262 1040 1856 1084"></th> <th data-bbox="1856 1040 2028 1084">\$</th> </tr> </thead> <tbody> <tr> <td data-bbox="1220 1040 1262 1084">N</td> <td data-bbox="1262 1040 1856 1084">NONE</td> <td data-bbox="1856 1040 2028 1084">\$ 0</td> </tr> <tr> <th colspan="2" data-bbox="1220 1089 1677 1133">PROJECT FINANCIAL SUMMARY</th> <th data-bbox="1677 1089 1856 1133">2020</th> <th data-bbox="1856 1089 2028 1133">2021</th> </tr> <tr> <td colspan="2" data-bbox="1220 1159 1677 1187"><b>TOTAL EXPENDITURES</b></td> <td data-bbox="1677 1159 1856 1187">\$ 0</td> <td data-bbox="1856 1159 2028 1187">\$ 200,000</td> </tr> <tr> <td colspan="2" data-bbox="1220 1214 1677 1242"><b>PROJECT FUNDING SOURCES</b></td> <td colspan="2" data-bbox="1677 1214 2028 1242"></td> </tr> <tr> <td colspan="2" data-bbox="1220 1252 1677 1279">DEBT</td> <td data-bbox="1677 1252 1856 1279">\$ 0</td> <td data-bbox="1856 1252 2028 1279">\$ 200,000</td> </tr> <tr> <td colspan="2" data-bbox="1220 1295 1677 1323">FEDERAL _____</td> <td data-bbox="1677 1295 1856 1323">0</td> <td data-bbox="1856 1295 2028 1323">0</td> </tr> <tr> <td colspan="2" data-bbox="1220 1339 1677 1367">STATE _____</td> <td data-bbox="1677 1339 1856 1367">0</td> <td data-bbox="1856 1339 2028 1367">0</td> </tr> <tr> <td colspan="2" data-bbox="1220 1383 1677 1411">MUNICIPAL _____</td> <td data-bbox="1677 1383 1856 1411">0</td> <td data-bbox="1856 1383 2028 1411">0</td> </tr> <tr> <td colspan="2" data-bbox="1220 1427 1677 1455">OTHER _____</td> <td data-bbox="1677 1427 1856 1455">0</td> <td data-bbox="1856 1427 2028 1455">0</td> </tr> <tr> <td colspan="2" data-bbox="1220 1471 1677 1498"><b>TOTAL FUNDING SOURCES</b></td> <td data-bbox="1677 1471 1856 1498">\$ 0</td> <td data-bbox="1856 1471 2028 1498">\$ 200,000</td> </tr> </tbody> </table>			NON-DEBT REVENUE SOURCE (Type/Object/Description/2021 Amount)			N		\$	N	NONE	\$ 0	PROJECT FINANCIAL SUMMARY		2020	2021	<b>TOTAL EXPENDITURES</b>		\$ 0	\$ 200,000	<b>PROJECT FUNDING SOURCES</b>				DEBT		\$ 0	\$ 200,000	FEDERAL _____		0	0	STATE _____		0	0	MUNICIPAL _____		0	0	OTHER _____		0	0	<b>TOTAL FUNDING SOURCES</b>		\$ 0	\$ 200,000
NON-DEBT REVENUE SOURCE (Type/Object/Description/2021 Amount)																																																
N		\$																																														
N	NONE	\$ 0																																														
PROJECT FINANCIAL SUMMARY		2020	2021																																													
<b>TOTAL EXPENDITURES</b>		\$ 0	\$ 200,000																																													
<b>PROJECT FUNDING SOURCES</b>																																																
DEBT		\$ 0	\$ 200,000																																													
FEDERAL _____		0	0																																													
STATE _____		0	0																																													
MUNICIPAL _____		0	0																																													
OTHER _____		0	0																																													
<b>TOTAL FUNDING SOURCES</b>		\$ 0	\$ 200,000																																													



# CAPITAL PROJECT DETAIL SHEET

Year: 2021

Fund: METHANE GAS

Org: SWMETHGO

Agency: DEPT OF WASTE & RENEWABLES

Account: NEW: RNG H2S SYSTEM EXPANSION

PROJECT TITLE	PROJECT COST COMPONENTS (budget year)	
RNG H2S SYSTEM EXPANSION	<u>Quantity and/or descriptive information</u>	<u>Cost</u>
<b>PROJECT DESCRIPTION / JUSTIFICATION / LOCATION</b>	Design install of 4th removal tower	1 \$ 800,000
RNG H2S System Expansion  Project Cost: \$ 800,000 Projected Life: 10 years  Hydrogen Sulfide (H2S) gas is a problem gas in the landfill gas stream. Prior to processing and compressing the landfill gas for pipeline injection, the H2S has to be removed. The plant was designed to accommodate a future expansion of the H2S system when flows and H2S loads increased. The increased flow rates are occurring faster than expected, which means more landfill gas and more revenue but it also means the removal system needs to be expanded sooner. This project will provide needed capacity to process H2S from projected future landfill gas flows and provide additional operational flexibility and prevent downtime due to maintenance.  Dane County RNG Plant 7102 US HWY 12&18 Madison, WI 53718	<b>TOTAL \$ 800,000</b>	
<b>NON-DEBT REVENUE SOURCE (Type/Object/Description/2021 Amount)</b>		
N	NONE	\$ 0
<b>PROJECT FINANCIAL SUMMARY</b>		<b>2020</b>
		<b>2021</b>
<b>TOTAL EXPENDITURES</b>		\$ 0
		\$ 800,000
<b>PROJECT FUNDING SOURCES</b>		
DEBT		\$ 0
FEDERAL		0
STATE		0
MUNICIPAL		0
OTHER		0
<b>TOTAL FUNDING SOURCES</b>		<b>\$ 0</b>
		<b>\$ 800,000</b>



# CAPITAL PROJECT DETAIL SHEET

**Year:** 2021  
**Org:** SWMETHGO  
**Account:** NEW: PLC PROGRAMMING AND AUTOMATION

**Fund:** METHANE GAS  
**Agency:** DEPT OF WASTE & RENEWABLES

PROJECT TITLE	PROJECT COST COMPONENTS (budget year)		
PLC Programming and Automation	<u>Quantity and/or descriptive information</u>		<u>Cost</u>
<b>PROJECT DESCRIPTION / JUSTIFICATION / LOCATION</b>			
<p>Projected Cost: \$50,000            Projected Life: 10 years</p> <p>The Renewable Natural Gas (RNG) Plant will require another software license to allow for additional staff users to operate and control the plant.</p> <p>Dane County Landfill            RNG Plant            7102 US HWY 12&amp;18            Madison, WI 53718</p>	PLC Programming and Automation	1	\$ 50,000
	<b>TOTAL</b>		<b>\$ 50,000</b>
	<b>NON-DEBT REVENUE SOURCE (Type/Object/Description/2021 Amount)</b>		
	N	NONE	\$ 0
	<b>PROJECT FINANCIAL SUMMARY</b>		
		<b>2020</b>	<b>2021</b>
	<b>TOTAL EXPENDITURES</b>		
		\$ 0	\$ 50,000
	<b>PROJECT FUNDING SOURCES</b>		
	DEBT		
		\$ 0	\$ 50,000
	FEDERAL		
		0	0
	STATE		
		0	0
	MUNICIPAL		
		0	0
	OTHER		
		0	0
	<b>TOTAL FUNDING SOURCES</b>		
		\$ 0	\$ 50,000



# CAPITAL PROJECT DETAIL SHEET

Year: 2021 Fund: METHANE GAS  
 Org: SWMETHGO Agency: DEPT OF WASTE & RENEWABLES  
 Account: NEW: HYDRO VAC TRUCK

PROJECT TITLE	PROJECT COST COMPONENTS (budget year)											
Used Hydro Excavation Truck	<table border="1" style="width: 100%; border-collapse: collapse;"> <thead> <tr> <th style="background-color: #e1f5fe;"><u>Quantity and/or descriptive information</u></th> <th colspan="2" style="background-color: #e1f5fe;"><u>Cost</u></th> </tr> </thead> <tbody> <tr> <td style="text-align: center;">Hydro Vac Truck</td> <td style="text-align: center;">1</td> <td style="text-align: right;">\$ 200,000</td> </tr> <tr> <td colspan="2" style="text-align: right;"><b>TOTAL</b></td> <td style="text-align: right;"><b>\$ 200,000</b></td> </tr> </tbody> </table>			<u>Quantity and/or descriptive information</u>	<u>Cost</u>		Hydro Vac Truck	1	\$ 200,000	<b>TOTAL</b>		<b>\$ 200,000</b>
<u>Quantity and/or descriptive information</u>	<u>Cost</u>											
Hydro Vac Truck	1	\$ 200,000										
<b>TOTAL</b>		<b>\$ 200,000</b>										
PROJECT DESCRIPTION / JUSTIFICATION / LOCATION	<p>Used Hydro Excavation Truck</p> <p>Projected Cost: \$200,000 Projected Life: 10,000 Hours</p> <p>The Hydro Excavation truck is used when performing media change outs and general maintenance at the RNG plant. With the RNG plant operating since 2019, the RNG plant needs consistent maintenance to operate at peak efficiency. This equipment will lead to increased safety and efficiency.</p> <p>Dane County Landfill Site #2 (Rodefeld) 7102 US HWY 12&amp;18 Madison, WI 53718</p>											
<b>NON-DEBT REVENUE SOURCE (Type/Object/Description/2021 Amount)</b>												
N	NONE	\$	0									
PROJECT FINANCIAL SUMMARY	2020	2021										
<b>TOTAL EXPENDITURES</b>	\$ 0	\$ 200,000										
<b>PROJECT FUNDING SOURCES</b>												
DEBT	\$ 0	\$ 200,000										
FEDERAL _____	0	0										
STATE _____	0	0										
MUNICIPAL _____	0	0										
OTHER _____	0	0										
<b>TOTAL FUNDING SOURCES</b>	<b>\$ 0</b>	<b>\$ 200,000</b>										



# CAPITAL PROJECT DETAIL SHEET

**Year:** 2021  
**Org:** SWRODFLD  
**Account:** NEW: OFFICE RENOVATION

**Fund:** SOLID WASTE  
**Agency:** DEPT OF WASTE & RENEWABLES

PROJECT TITLE	PROJECT COST COMPONENTS (budget year)							
OFFICE RENOVATION	<table border="1"> <thead> <tr> <th style="background-color: #e0f0f0;"><u>Quantity and/or descriptive information</u></th> <th style="background-color: #e0f0f0;"><u>Cost</u></th> </tr> </thead> <tbody> <tr> <td>Design and Construction</td> <td>1 \$ 850,000</td> </tr> <tr> <td colspan="2" style="text-align: right;"><b>TOTAL \$ 850,000</b></td> </tr> </tbody> </table>		<u>Quantity and/or descriptive information</u>	<u>Cost</u>	Design and Construction	1 \$ 850,000	<b>TOTAL \$ 850,000</b>	
<u>Quantity and/or descriptive information</u>	<u>Cost</u>							
Design and Construction	1 \$ 850,000							
<b>TOTAL \$ 850,000</b>								
PROJECT DESCRIPTION / JUSTIFICATION / LOCATION	<p>The Department acquired a property near the landfill that is suitable to renovate for office space for landfill administrative and operations staff. The property has the potential to accommodate between 15-18 Dane County employees and could also serve as a public space for solid waste and recycling education.</p> <p>The property is also located on land that is adjacent to the County owned wetlands and could serve as a place for the public to park and enter future recreation land once the active landfill is restored to native prairie.</p> <p>Project Cost: \$850,000                      Project Life: 25 years</p> <p style="text-align: center;">Dane County Property Purchase - 3737 County Hwy AB McFarland, WI 53558</p>							
<b>NON-DEBT REVENUE SOURCE (Type/Object/Description/2021 Amount)</b>								
N	NONE	\$ 0						
PROJECT FINANCIAL SUMMARY	2020	2021						
<b>TOTAL EXPENDITURES</b>	\$ 0	\$ 850,000						
<b>PROJECT FUNDING SOURCES</b>								
DEBT	\$ 0	\$ 850,000						
FEDERAL	0	0						
STATE	0	0						
MUNICIPAL	0	0						
OTHER	0	0						
<b>TOTAL FUNDING SOURCES</b>	\$ 0	\$ 850,000						





# CAPITAL PROJECT DETAIL SHEET

Year: 2021  
 Org: SWTRANS  
 Account: NEW: C&D GRINDER

Fund: METHANE GAS  
 Agency: DEPT OF WASTE & RENEWABLES

PROJECT TITLE	PROJECT COST COMPONENTS (budget year)	
C&D Excavator		
PROJECT DESCRIPTION / JUSTIFICATION / LOCATION	<u>Quantity and/or descriptive information</u> <span style="float: right;"><u>Cost</u></span>	
<p>ORG: SWTRANS            FUND: SOLID WASTE</p> <p>Major modifications to C&amp;D Grinder.            Projected Cost: \$100,000            Projected life 10,000 Hours</p> <p>Project includes rebuild of subframe, rotor and other necessary equipment. This will lead to safety improvements and increased efficiency and prevent catastrophic failure.</p> <p>Dane County C&amp;D Recycling Facility            7102 US HWY 12&amp;18            Madison, WI 53718</p>	Transfer Station Grinder	1 \$ 100,000
	<b>TOTAL \$ 100,000</b>	
	NON-DEBT REVENUE SOURCE (Type/Object/Description/2021 Amount)	
	N NONE	\$ 0
PROJECT FINANCIAL SUMMARY	2020	2021
<b>TOTAL EXPENDITURES</b>	\$ 0	\$ 100,000
<b>PROJECT FUNDING SOURCES</b>		
DEBT	\$ 0	\$ 100,000
FEDERAL _____	0	0
STATE _____	0	0
MUNICIPAL _____	0	0
OTHER _____	0	0
<b>TOTAL FUNDING SOURCES</b>	<b>\$ 0</b>	<b>\$ 100,000</b>



# CAPITAL PROJECT DETAIL SHEET

**Year:** 2021  
**Org:** SWTRANS  
**Account:** 57389: END LOADER

**Fund:** SOLID WASTE  
**Agency:** DEPT OF WASTE & RENEWABLES

PROJECT TITLE	PROJECT COST COMPONENTS (budget year)	
C&D Loader		
PROJECT DESCRIPTION / JUSTIFICATION / LOCATION	<u>Quantity and/or descriptive information</u> <span style="float: right;"><u>Cost</u></span>	
<p>ORG: SWTRANS            FUND: SOLID WASTE</p> <p>Replace loader to be used at the C&amp;D recycling facility.            Projected Cost: \$325,000            Projected Life: 10,000 Hours</p> <p>Equipment rotation for extreme service machinery, this is the year to replace the C&amp;D loader. This new equipment will lead to safety improvements and increased efficiency</p> <p>Dane County C&amp;D Recycling Facility            7102 US HWY 12&amp;18            Madison, WI 53718</p>	<p>Transfer Station Loader <span style="float: right;">1 \$ 325,000</span></p>	
	<b>TOTAL \$ 325,000</b>	
	NON-DEBT REVENUE SOURCE (Type/Object/Description/2021 Amount)	
	N NONE	\$ 0
PROJECT FINANCIAL SUMMARY	2020	2021
<b>TOTAL EXPENDITURES</b>	\$ 0	\$ 325,000
<b>PROJECT FUNDING SOURCES</b>		
DEBT	\$ 0	\$ 325,000
FEDERAL _____	0	0
STATE _____	0	0
MUNICIPAL _____	0	0
OTHER _____	0	0
<b>TOTAL FUNDING SOURCES</b>	<b>\$ 0</b>	<b>\$ 325,000</b>



# CAPITAL PROJECT DETAIL SHEET

**Year:** 2021  
**Org:** SWTRANS  
**Account:** 57406: EXCAVATOR

**Fund:** SOLID WASTE  
**Agency:** DEPT OF WASTE & RENEWABLES

PROJECT TITLE	PROJECT COST COMPONENTS (budget year)	
C&D Excavator		
PROJECT DESCRIPTION / JUSTIFICATION / LOCATION	<u>Quantity and/or descriptive information</u> <span style="float: right;"><u>Cost</u></span>	
<p>ORG: SWTRANS            FUND: SOLID WASTE</p> <p>Replace transfer station excavator to be used at landfill            Projected Cost: \$300,000            Projected life 10,000 Hours</p> <p>Equipment rotation for extreme service machinery, this is the year to replace the transfer station loader.            This new equipment will lead to safety improvements and increased efficiency.</p> <p>Dane County C&amp;D Recycling Facility            7102 US HWY 12&amp;18            Madison, WI 53718</p>	Transfer Station Excavator	1 \$ 300,000
	<b>TOTAL \$ 300,000</b>	
	NON-DEBT REVENUE SOURCE (Type/Object/Description/2021 Amount)	
	N	\$ 0
	PROJECT FINANCIAL SUMMARY	
	<b>2020</b>	<b>2021</b>
<b>TOTAL EXPENDITURES</b>	\$ 0	\$ 300,000
<b>PROJECT FUNDING SOURCES</b>		
DEBT	\$ 0	\$ 300,000
FEDERAL _____	0	0
STATE _____	0	0
MUNICIPAL _____	0	0
OTHER _____	0	0
<b>TOTAL FUNDING SOURCES</b>	<b>\$ 0</b>	<b>\$ 300,000</b>



# CAPITAL PROJECT DETAIL SHEET

**Year:** 2021  
**Org:** SWVERONA  
**Account:** NEW: LEACHATE SANITARY CONNECTION

**Fund:** SOLID WASTE  
**Agency:** DEPT OF WASTE & RENEWABLES

PROJECT TITLE	PROJECT COST COMPONENTS (budget year)																																												
LEACHATE SANITARY CONNECTION	<table border="1"> <thead> <tr> <th data-bbox="1220 345 1850 375">Quantity and/or descriptive information</th> <th data-bbox="1850 345 2028 375">Cost</th> </tr> </thead> <tbody> <tr> <td data-bbox="1220 402 1850 431">Design, permitting and install</td> <td data-bbox="1850 402 2028 431">1 \$ 500,000</td> </tr> <tr> <td colspan="2" data-bbox="1220 483 2028 513">Estimated Project Life: 25 years</td> </tr> <tr> <td colspan="2" data-bbox="1220 951 2028 980" style="text-align: right;"><b>TOTAL \$ 500,000</b></td> </tr> </tbody> </table>			Quantity and/or descriptive information	Cost	Design, permitting and install	1 \$ 500,000	Estimated Project Life: 25 years		<b>TOTAL \$ 500,000</b>																																			
Quantity and/or descriptive information	Cost																																												
Design, permitting and install	1 \$ 500,000																																												
Estimated Project Life: 25 years																																													
<b>TOTAL \$ 500,000</b>																																													
PROJECT DESCRIPTION / JUSTIFICATION / LOCATION																																													
<p>ORG: SWVERONA FUND: SOLID WASTE</p> <p>Increased leachate hauling and treatment costs at the closed landfill site has prompted the need to evaluate and install a direct connection to the sanitary sewer. Project feasibly will be assessed with an engineering evaluation and economic analysis. Permitting and connection fees could exceed \$200,000; however annual leachate hauling costs are expected to increase from \$45,000 in 2019. Installation will consists of an estimated 1,500 feet of dual contained pipe and potentially connect to the Madison Metropolitan Sewerage District sanitary line near the Badger Prairie Health Care Facility.</p> <p>Project Location:</p> <p>Verona Landfill E Verona Ave Verona, WI 53593</p> <div data-bbox="210 941 1081 1396"> <p>Closed Verona Landfill</p> </div>	<table border="1"> <thead> <tr> <th colspan="3" data-bbox="1213 987 2034 1036">NON-DEBT REVENUE SOURCE (Type/Object/Description/2021 Amount)</th> </tr> </thead> <tbody> <tr> <td data-bbox="1213 1036 1260 1084">N</td> <td data-bbox="1260 1036 1850 1084">NONE</td> <td data-bbox="1850 1036 2034 1084">\$ 0</td> </tr> <tr> <th colspan="2" data-bbox="1213 1084 1680 1133">PROJECT FINANCIAL SUMMARY</th> <th data-bbox="1680 1084 1850 1133">2020</th> <th data-bbox="1850 1084 2034 1133">2021</th> </tr> <tr> <td colspan="2" data-bbox="1213 1133 1680 1182"><b>TOTAL EXPENDITURES</b></td> <td data-bbox="1680 1133 1850 1182">\$ 0</td> <td data-bbox="1850 1133 2034 1182">\$ 500,000</td> </tr> <tr> <td colspan="2" data-bbox="1213 1182 1680 1230"><b>PROJECT FUNDING SOURCES</b></td> <td colspan="2" data-bbox="1680 1182 2034 1230"></td> </tr> <tr> <td colspan="2" data-bbox="1213 1230 1680 1279">DEBT</td> <td data-bbox="1680 1230 1850 1279">\$ 0</td> <td data-bbox="1850 1230 2034 1279">\$ 500,000</td> </tr> <tr> <td colspan="2" data-bbox="1213 1279 1680 1328">FEDERAL</td> <td data-bbox="1680 1279 1850 1328">0</td> <td data-bbox="1850 1279 2034 1328">0</td> </tr> <tr> <td colspan="2" data-bbox="1213 1328 1680 1377">STATE</td> <td data-bbox="1680 1328 1850 1377">0</td> <td data-bbox="1850 1328 2034 1377">0</td> </tr> <tr> <td colspan="2" data-bbox="1213 1377 1680 1425">MUNICIPAL</td> <td data-bbox="1680 1377 1850 1425">0</td> <td data-bbox="1850 1377 2034 1425">0</td> </tr> <tr> <td colspan="2" data-bbox="1213 1425 1680 1474">OTHER</td> <td data-bbox="1680 1425 1850 1474">0</td> <td data-bbox="1850 1425 2034 1474">0</td> </tr> <tr> <td colspan="2" data-bbox="1213 1474 1680 1502"><b>TOTAL FUNDING SOURCES</b></td> <td data-bbox="1680 1474 1850 1502">\$ 0</td> <td data-bbox="1850 1474 2034 1502">\$ 500,000</td> </tr> </tbody> </table>			NON-DEBT REVENUE SOURCE (Type/Object/Description/2021 Amount)			N	NONE	\$ 0	PROJECT FINANCIAL SUMMARY		2020	2021	<b>TOTAL EXPENDITURES</b>		\$ 0	\$ 500,000	<b>PROJECT FUNDING SOURCES</b>				DEBT		\$ 0	\$ 500,000	FEDERAL		0	0	STATE		0	0	MUNICIPAL		0	0	OTHER		0	0	<b>TOTAL FUNDING SOURCES</b>		\$ 0	\$ 500,000
NON-DEBT REVENUE SOURCE (Type/Object/Description/2021 Amount)																																													
N	NONE	\$ 0																																											
PROJECT FINANCIAL SUMMARY		2020	2021																																										
<b>TOTAL EXPENDITURES</b>		\$ 0	\$ 500,000																																										
<b>PROJECT FUNDING SOURCES</b>																																													
DEBT		\$ 0	\$ 500,000																																										
FEDERAL		0	0																																										
STATE		0	0																																										
MUNICIPAL		0	0																																										
OTHER		0	0																																										
<b>TOTAL FUNDING SOURCES</b>		\$ 0	\$ 500,000																																										



# CAPITAL PROJECT DETAIL SHEET

**Year:** 2021                      **Fund:** CAPITAL PROJECTS FUND  
**Org:** CPLWRESC                      **Agency:** LAND & WATER RESOURCES  
**Account:** 57780: LOWER YAHARA RIVER TRAIL PH II

PROJECT TITLE		PROJECT COST COMPONENTS (budget year)	
Phase 2 Lower Yahara River Trail		<b>Quantity and/or descriptive information</b>	<b>Cost</b>
<b>PROJECT DESCRIPTION / JUSTIFICATION / LOCATION</b>			\$ 6,500,000
<p>Construct combination of bridge, boardwalk and paved trail along north shore of Lake Kegonsa between Fish Camp County Park and Lake Kegonsa State Park. Project also includes development of a trailhead and parking lot adjacent to the historic net houses at Fish Camp County Park.</p> <p>Dane County completed phase 1 of the Lower Yahara River Trail in 2017 between William G. Lunney Lake Farm Park and McDaniel Park in the Village of McFarland. Phase 2 will provide a significant off road segment alternative for cyclists traveling between Stoughton and Madison via the Lower Yahara River Trail.</p>			
		<b>TOTAL</b>	<b>\$ 6,500,000</b>
<b>NON-DEBT REVENUE SOURCE (Type/Object/Description/2021 Amount)</b>			
N	NONE	\$	0
<b>PROJECT FINANCIAL SUMMARY</b>		<b>2020</b>	<b>2021</b>
<b>TOTAL EXPENDITURES</b>		\$ 0	\$ 6,500,000
<b>PROJECT FUNDING SOURCES</b>			
DEBT		\$ 0	\$ 6,500,000
FEDERAL		0	0
STATE		0	0
MUNICIPAL		0	0
OTHER		0	0
<b>TOTAL FUNDING SOURCES</b>		<b>\$ 0</b>	<b>\$ 6,500,000</b>



# CAPITAL PROJECT DETAIL SHEET

Year: 2021

Fund: CAPITAL PROJECTS FUND

Org: CPLWRESC

Agency: LAND &amp; WATER RESOURCES

Account: NEW: LWRD FACILITY PLAN &amp; DESIGN

PROJECT TITLE	PROJECT COST COMPONENTS (budget year)		
LWRD FACILITY PLANNING & DESIGN	<u>Quantity and/or descriptive information</u>		<u>Cost</u>
<b>PROJECT DESCRIPTION / JUSTIFICATION / LOCATION</b>	LWRD FACILITY PLANNING & DESIGN		\$ 300,000
<p>LWRD staff currently work from three locations: 1. Park Operations and Lake Management Shop (Robertson Road), 2. Lyman F. Anderson Conservation and Agriculture Center (Fen Oak) and 3. Lussier Family Heritage Center. Equipment used by park operations and lake management is maintained at Robertson Road, with some stored at Robertson Road and some stored at scattered county properties.</p> <p>Robertson Road is over capacity for staff, parking and equipment, particularly as equipment is added to the lake management division for sediment removal and aquatic plant management.</p> <p>This fund will support planning and design of a new facility.</p>			
<b>TOTAL</b>		<b>\$</b>	<b>300,000</b>
<b>NON-DEBT REVENUE SOURCE (Type/Object/Description/2021 Amount)</b>			
N	NONE	\$	0
<b>PROJECT FINANCIAL SUMMARY</b>		<b>2020</b>	<b>2021</b>
<b>TOTAL EXPENDITURES</b>		\$ 0	\$ 300,000
<b>PROJECT FUNDING SOURCES</b>			
DEBT		\$ 0	\$ 300,000
FEDERAL _____		0	0
STATE _____		0	0
MUNICIPAL _____		0	0
OTHER _____		0	0
<b>TOTAL FUNDING SOURCES</b>		<b>\$ 0</b>	<b>\$ 300,000</b>



# CAPITAL PROJECT DETAIL SHEET

Year: 2021 Fund: CAPITAL PROJECTS FUND  
 Org: CPLWRESC Agency: LAND & WATER RESOURCES  
 Account: 58045: PARTNERSHIP FOR REC & CONSERV

PROJECT TITLE	PROJECT COST COMPONENTS (budget year)	
PARC and Ride Grants with Bicycle Playgrounds Eligible	<u>Quantity and/or descriptive information</u>	<u>Cost</u>
<b>PROJECT DESCRIPTION / JUSTIFICATION / LOCATION</b>		\$ 500,000
<p>The PARC &amp; Ride Grant Program provides funds to develop new regional bicycle playgrounds or regional bicycle/pedestrian trails that link Dane County park lands and are identified in the Dane County Parks and Open Space Plan or Bike Dane Initiative. Eligible applicants would be non-profits or local units of government. Eligible Project include construction of new regional bicycle/pedestrian trails that connect Dane County park lands. Development of trail linkages identified in the current adopted Dane County Parks &amp; Open Space Plan or Bike Dane Initiative. Development of supporting trail facilities only if part of a new trail construction project (i.e. parking areas, kiosks, and signage). Development of regional bicycle playgrounds that serve multiple population centers. A bicycle playground is designed with features to offer a variety of fun obstacles that safely build cycling confidence for kids. They provide a place for parents to safely teach kids where to learn to ride instead of the sidewalk or in the street. Bicycle playgrounds can provide opportunities for kids of all ages and cycling skill levels.</p> <p>There is strong support for development of regional bicycle and pedestrian trails identified in the Dane County Parks &amp; Open Space Plan. The overall long term countywide vision is for a regional bicycle pedestrian trail system that connects the majority of the major population centers to county park facilities and other regional trails. Development of the trail system relies on partnerships with nonprofit organizations and units of government. An important element of the trail system is to establish connections to existing or planned bicycle pedestrian trails within communities. This grant program would enable the County to partner with communities to make the connections and establish the regional links identified in the Dane County Parks &amp; Open Space Plan. There are also several Dane County communities and stakeholder groups who are currently planning to determine suitable locations to develop bicycle playgrounds that are linked to underserved neighborhoods, schools and existing regional bicycle trails. The grant program would provide opportunities for the County to partner financially on future bicycle playgrounds.</p>		\$ 500,000
	<b>TOTAL \$ 500,000</b>	
	<b>NON-DEBT REVENUE SOURCE (Type/Object/Description/2021 Amount)</b>	
	N NONE	\$ 0
	<b>PROJECT FINANCIAL SUMMARY</b>	<b>2020</b>
		<b>2021</b>
<b>TOTAL EXPENDITURES</b>	\$ 0	\$ 500,000
<b>PROJECT FUNDING SOURCES</b>		
DEBT	\$ 0	\$ 500,000
FEDERAL _____	0	0
STATE _____	0	0
MUNICIPAL _____	0	0
OTHER _____	0	0
<b>TOTAL FUNDING SOURCES</b>	<b>\$ 0</b>	<b>\$ 500,000</b>



# CAPITAL PROJECT DETAIL SHEET

Year: 2021

Fund: CAPITAL PROJECTS FUND

Org: CPLWRESC

Agency: LAND & WATER RESOURCES

Account: NEW: SOLAR PARK PERMIT STATIONS

PROJECT TITLE	PROJECT COST COMPONENTS (budget year)		
Park Permit Station - Solar Pay Kiosk	<u>Quantity and/or descriptive information</u>		<u>Cost</u>
<b>PROJECT DESCRIPTION / JUSTIFICATION / LOCATION</b>	Solar Park Permit Stations \$ 50,000		
<p>Installation of Six Solar Powered Pay Kiosks</p> <p>Dane County Parks requires permits for specific park uses and facilities including developed Lake Access Site, Disc Golf, Dog Parks, Mt. Bike and Equestrian Trails. In the past, the county has relied on self-registration permit kiosks where patrons paid in cash. These unmonitored cash collection (metal tubes) sites have constantly been targeted by thieves. In 2020, the Parks Division purchased several solar powered permit stations as a test and pilot program. The new pay kiosks have provided park patrons quick access to daily and annual permits with the use of a credit or debit card. This has eliminated a large percentage of cash handling by park staff.</p>	<b>TOTAL \$ 50,000</b>		
<b>NON-DEBT REVENUE SOURCE (Type/Object/Description/2021 Amount)</b>			
N	NONE	\$	0
<b>PROJECT FINANCIAL SUMMARY</b>		<b>2020</b>	<b>2021</b>
<b>TOTAL EXPENDITURES</b>		\$ 0	\$ 50,000
<b>PROJECT FUNDING SOURCES</b>			
DEBT		\$ 0	\$ 50,000
FEDERAL		0	0
STATE		0	0
MUNICIPAL		0	0
OTHER		0	0
<b>TOTAL FUNDING SOURCES</b>		\$ 0	\$ 50,000





# CAPITAL PROJECT DETAIL SHEET

Year: 2021 Fund: CAPITAL PROJECTS FUND  
 Org: CPLWRESC Agency: LAND & WATER RESOURCES  
 Account: NEW: TRAIL RESTORATION PROJECTS

PROJECT TITLE	PROJECT COST COMPONENTS (budget year)	
Trail Restoration Projects	<b>Quantity and/or descriptive information</b>	<b>Cost</b>
<b>PROJECT DESCRIPTION / JUSTIFICATION / LOCATION</b>		\$ 100,000
<p>The Parks Division plans to work with partner groups to help identify and restore park trails damaged due to very high visitor use that occurred in the spring of 2020. During the State's COVID 19 "Stay At Home" Public Health Order, Dane County Parks remained open as an essential service for the public. Daily park visitor use surged with especially heavy hiking traffic at all of the county parks, trails and open space areas. Dane County residents continue to actively seek out public parks and trails for respite from the pandemic, making them a critical component of our community health care system.</p> <p>Some of the more popular trail systems including Indian Lake and Donald County Parks, have extensive trail sections where the turf trail surface has been completely worn away leaving exposed compacted soil. In some instances this has led to increased erosion. Other trail sections have become compacted and are now under water or mud pits. The restoration work to stabilize the trails and provide good public access may take several years to complete.</p>		
	<b>TOTAL \$</b>	<b>100,000</b>
	<b>NON-DEBT REVENUE SOURCE (Type/Object/Description/2021 Amount)</b>	
	N NONE	\$ 0
<b>PROJECT FINANCIAL SUMMARY</b>	<b>2020</b>	<b>2021</b>
<b>TOTAL EXPENDITURES</b>	\$ 0	\$ 100,000
<b>PROJECT FUNDING SOURCES</b>		
DEBT	\$ 0	\$ 100,000
FEDERAL _____	0	0
STATE _____	0	0
MUNICIPAL _____	0	0
OTHER _____	0	0
<b>TOTAL FUNDING SOURCES</b>	<b>\$ 0</b>	<b>\$ 100,000</b>



# CAPITAL PROJECT DETAIL SHEET

Year: 2021

Fund: CAPITAL PROJECTS FUND

Org: CPLWRESC

Agency: LAND &amp; WATER RESOURCES

Account: 58923: VEHICLE &amp; EQUIPMENT REPLACEMENT

PROJECT TITLE	PROJECT COST COMPONENTS (budget year)																																					
Vehicle & Equipment Replacement	<table border="1"> <thead> <tr> <th style="background-color: #e0f0f0;"><u>Quantity and/or descriptive information</u></th> <th colspan="2" style="background-color: #e0f0f0;"><u>Cost</u></th> </tr> </thead> <tbody> <tr> <td>Crew truck F450/utility body #1</td> <td>\$</td> <td>78,000</td> </tr> <tr> <td>Crew truck F450/utility body #2</td> <td></td> <td>78,000</td> </tr> <tr> <td>F250/utility body</td> <td></td> <td>60,000</td> </tr> <tr> <td>Skid steer trailer 8 ton</td> <td></td> <td>17,000</td> </tr> <tr> <td>Single trailer 7,000 lb axle</td> <td></td> <td>6,000</td> </tr> <tr> <td>VersaHandler</td> <td></td> <td>65,000</td> </tr> <tr> <td>John Deere Gator with blower</td> <td></td> <td>30,000</td> </tr> <tr> <td>John Deere tractor/3 Pan Mower 15'</td> <td></td> <td>87,000</td> </tr> <tr> <td>Drum brush Mulcher</td> <td></td> <td>32,000</td> </tr> <tr> <td>F550 Mechanics truck</td> <td></td> <td>117,000</td> </tr> <tr> <td colspan="2" style="text-align: right;"><b>TOTAL</b></td> <td><b>\$ 570,000</b></td> </tr> </tbody> </table>		<u>Quantity and/or descriptive information</u>	<u>Cost</u>		Crew truck F450/utility body #1	\$	78,000	Crew truck F450/utility body #2		78,000	F250/utility body		60,000	Skid steer trailer 8 ton		17,000	Single trailer 7,000 lb axle		6,000	VersaHandler		65,000	John Deere Gator with blower		30,000	John Deere tractor/3 Pan Mower 15'		87,000	Drum brush Mulcher		32,000	F550 Mechanics truck		117,000	<b>TOTAL</b>		<b>\$ 570,000</b>
<u>Quantity and/or descriptive information</u>	<u>Cost</u>																																					
Crew truck F450/utility body #1	\$	78,000																																				
Crew truck F450/utility body #2		78,000																																				
F250/utility body		60,000																																				
Skid steer trailer 8 ton		17,000																																				
Single trailer 7,000 lb axle		6,000																																				
VersaHandler		65,000																																				
John Deere Gator with blower		30,000																																				
John Deere tractor/3 Pan Mower 15'		87,000																																				
Drum brush Mulcher		32,000																																				
F550 Mechanics truck		117,000																																				
<b>TOTAL</b>		<b>\$ 570,000</b>																																				
PROJECT DESCRIPTION / JUSTIFICATION / LOCATION	<p>To replace older mowers, trucks, forestry equipment, trailers &amp; skid-steers with new equipment. Replacing old equipment enables LWRD staff to maintain the county parks and natural resource areas and provide assistance to other agencies during weather related emergencies.</p>																																					
<b>NON-DEBT REVENUE SOURCE (Type/Object/Description/2021 Amount)</b>																																						
N	NONE	\$ 0																																				
PROJECT FINANCIAL SUMMARY	2020	2021																																				
<b>TOTAL EXPENDITURES</b>	\$ 785,000	\$ 570,000																																				
<b>PROJECT FUNDING SOURCES</b>																																						
DEBT	\$ 785,000	\$ 570,000																																				
FEDERAL	0	0																																				
STATE	0	0																																				
MUNICIPAL	0	0																																				
OTHER	0	0																																				
<b>TOTAL FUNDING SOURCES</b>	<b>\$ 785,000</b>	<b>\$ 570,000</b>																																				



# CAPITAL PROJECT DETAIL SHEET

**Year:** 2021  
**Org:** CPLWRESC  
**Account:** NEW: WM G LUNNEY LAKE FARM IMPRVMTS

**Fund:** CAPITAL PROJECTS FUND  
**Agency:** LAND & WATER RESOURCES

PROJECT TITLE	PROJECT COST COMPONENTS (budget year)	
William G. Lunney Lake Farm Shoreline and Lake Access improvements	<u>Quantity and/or descriptive information</u>	<u>Cost</u>
<b>PROJECT DESCRIPTION / JUSTIFICATION / LOCATION</b>		\$ 150,000
<p>Funds will be used to restore the parking lot pavement and stabilize eroding shoreline areas.</p> <p>The William G. Lunney Lake Farm Park lake access site on Lake Waubesa is one of the highest used landings on the Madison chain of lakes during the summer and winter. Consistent high vehicle use and water levels have resulted in deterioration of the parking lot pavement and shoreline area around the boat landing piers.</p>		
	<b>TOTAL \$</b>	<b>150,000</b>
	<b>NON-DEBT REVENUE SOURCE (Type/Object/Description/2021 Amount)</b>	
	N NONE	\$ 0
<b>PROJECT FINANCIAL SUMMARY</b>	<b>2020</b>	<b>2021</b>
<b>TOTAL EXPENDITURES</b>	\$ 0	\$ 150,000
<b>PROJECT FUNDING SOURCES</b>		
DEBT	\$ 0	\$ 150,000
FEDERAL _____	0	0
STATE _____	0	0
MUNICIPAL _____	0	0
OTHER _____	0	0
<b>TOTAL FUNDING SOURCES</b>	<b>\$ 0</b>	<b>\$ 150,000</b>







# CAPITAL PROJECT DETAIL SHEET

Year: 2021

Fund: CAPITAL PROJECTS FUND

Org: LEWSLUNY

Agency: LAND &amp; WATER RESOURCES

Account: 57943: NEW PROPERTY STABILIZATION

PROJECT TITLE	PROJECT COST COMPONENTS (budget year)		
New Property Stabilization	<u>Quantity and/or descriptive information</u>		<u>Cost</u>
<b>PROJECT DESCRIPTION / JUSTIFICATION / LOCATION</b>			\$ 250,000
<p>Lands purchased through the Conservation and Land &amp; Water Legacy Funds typically require standard improvements to 1. establish boundary lines, 2. provide information on County ownership and allowable uses, 3. remove any dilapidated structures that do not support the intended recreational and habitat goals, 4. provide public parking access, and 5. restore or enhance the wildlife habitat. This includes asbestos removal, building demolition, permit fees, invasive species control, parking access, fencing, signage, boundary staking, and other restoration efforts.</p> <p>Stabilization of newly acquired parkland &amp; natural resources areas is necessary for public access and use. These improvements help protect the County's investment in the property and help expedite public use and enjoyment of the lands.</p>			
<b>TOTAL</b>		<b>\$ 250,000</b>	
<b>NON-DEBT REVENUE SOURCE (Type/Object/Description/2021 Amount)</b>			
N	NONE	\$	0
<b>PROJECT FINANCIAL SUMMARY</b>		<b>2020</b>	<b>2021</b>
<b>TOTAL EXPENDITURES</b>		\$ 250,000	\$ 250,000
<b>PROJECT FUNDING SOURCES</b>			
DEBT		\$ 250,000	\$ 250,000
FEDERAL		0	0
STATE		0	0
MUNICIPAL		0	0
OTHER		0	0
<b>TOTAL FUNDING SOURCES</b>		\$ 250,000	\$ 250,000



# CAPITAL PROJECT DETAIL SHEET

**Year:** 2021  
**Org:** LEWSLUNY  
**Account:** 57944: NORTH MENDOTA BIKE/PED TRAIL

**Fund:** CAPITAL PROJECTS FUND  
**Agency:** LAND & WATER RESOURCES

PROJECT TITLE	PROJECT COST COMPONENTS (budget year)	
North Mendota Bike/Ped Trail	<u>Quantity and/or descriptive information</u>	<u>Cost</u>
<b>PROJECT DESCRIPTION / JUSTIFICATION / LOCATION</b>		\$ 350,000
<p>Construct approximately 1 mile of paved trail from North Shore Bay Drive in the Town of Westport through Governor Nelson State Park to the CTH M bicycle/pedestrian underpass. Begin planning, design, engineering for the remaining segment of trail on the north side of CTH M between Holy Wisdom and Mendota County Park in the City of Middleton.</p>		
	<b>TOTAL</b>	<b>\$ 350,000</b>
	<b>NON-DEBT REVENUE SOURCE (Type/Object/Description/2021 Amount)</b>	
	N NONE	\$ 0
	<b>PROJECT FINANCIAL SUMMARY</b>	<b>2020      2021</b>
	<b>TOTAL EXPENDITURES</b>	\$ 300,000    \$ 350,000
	<b>PROJECT FUNDING SOURCES</b>	
	DEBT	\$ 300,000    \$ 350,000
	FEDERAL	0                  0
	STATE	0                  0
	MUNICIPAL	0                  0
	OTHER	0                  0
	<b>TOTAL FUNDING SOURCES</b>	\$ 300,000    \$ 350,000



# CAPITAL PROJECT DETAIL SHEET

Year: 2021

Fund: CAPITAL PROJECTS FUND

Org: LEWISLUNY

Agency: LAND &amp; WATER RESOURCES

Account: 58036: PARK IMPROVEMENT PROJECTS

PROJECT TITLE	PROJECT COST COMPONENTS (budget year)		
Capital Park Improvements	<u>Quantity and/or descriptive information</u>		<u>Cost</u>
<b>PROJECT DESCRIPTION / JUSTIFICATION / LOCATION</b>			\$ 300,000
<p>The County has annually made a commitment to allocate funds for park development and major park infrastructure restoration projects to improve access to lands, complete necessary building repair and remodeling projects and improve developed park program areas. Example projects include playgrounds, bridges, roof and siding replacement, shelter renovations, parking lots, paths, paving and vault toilets.</p> <p>Park land acreage and facilities have nearly doubled over the past 10 years. Many of the facilities throughout the park system are now more than 40 years old and in dire need of repair or replacement. Annual park use is now estimated to exceed 2 million visitors per year.</p>			<p style="text-align: right;"><b>TOTAL \$ 300,000</b></p>
<b>NON-DEBT REVENUE SOURCE (Type/Object/Description/2021 Amount)</b>			
N	NONE	\$	0
<b>PROJECT FINANCIAL SUMMARY</b>		<b>2020</b>	<b>2021</b>
<b>TOTAL EXPENDITURES</b>		\$ 300,000	\$ 300,000
<b>PROJECT FUNDING SOURCES</b>			
DEBT		\$ 300,000	\$ 300,000
FEDERAL		0	0
STATE		0	0
MUNICIPAL		0	0
OTHER		0	0
<b>TOTAL FUNDING SOURCES</b>		<b>\$ 300,000</b>	<b>\$ 300,000</b>





# CAPITAL PROJECT DETAIL SHEET

**Year:** 2021  
**Org:** LEWSLUNY  
**Account:** 59052: PHEASANT BRANCH DEMO & RESTORE

**Fund:** CAPITAL PROJECTS FUND  
**Agency:** LAND & WATER RESOURCES

PROJECT TITLE	PROJECT COST COMPONENTS (budget year)	
Pheasant Branch Demolition and Restoration	<b>Quantity and/or descriptive information</b>	<b>Cost</b>
<b>PROJECT DESCRIPTION / JUSTIFICATION / LOCATION</b>		\$ 100,000
Dane County purchased approximately 160 acres from the Acker Middleton Farms, Inc. in the Town of Springfield adjacent to Pheasant Branch Conservancy. Property stabilization and restoration will include building demolition, boundary signing, construction of storm water management basins and prairie restoration.		
Restoration of the property will reduce sediment and phosphorus runoff and improve water quality within the Pheasant Branch watershed, positively impacting Lake Mendota. Restoration will also improve groundwater infiltration and result in a significant stormwater volume reduction.		
	<b>TOTAL \$</b>	<b>100,000</b>
	<b>NON-DEBT REVENUE SOURCE (Type/Object/Description/2021 Amount)</b>	
	N NONE	\$ 0
<b>PROJECT FINANCIAL SUMMARY</b>	<b>2020</b>	<b>2021</b>
<b>TOTAL EXPENDITURES</b>	\$ 250,000	\$ 100,000
<b>PROJECT FUNDING SOURCES</b>		
DEBT	\$ 250,000	\$ 100,000
FEDERAL _____	0	0
STATE _____	0	0
MUNICIPAL _____	0	0
OTHER _____	0	0
<b>TOTAL FUNDING SOURCES</b>	<b>\$ 250,000</b>	<b>\$ 100,000</b>



# CAPITAL PROJECT DETAIL SHEET

Year: 2021

Fund: CAPITAL PROJECTS FUND

Org: LEWSLUNY

Agency: LAND &amp; WATER RESOURCES

Account: 58086: PICNIC TABLES/GRILLS/CAMP FIXT

PROJECT TITLE	PROJECT COST COMPONENTS (budget year)																																												
Picnic Tables/Grills/Campground fixtures	<table border="1"> <thead> <tr> <th data-bbox="1220 347 1856 375"><u>Quantity and/or descriptive information</u></th> <th colspan="2" data-bbox="1856 347 2039 375"><u>Cost</u></th> </tr> </thead> <tbody> <tr> <td data-bbox="1220 402 1856 430">32 Aluminum picnic tables</td> <td data-bbox="1856 402 1913 430">\$</td> <td data-bbox="1913 402 2039 430">18,000</td> </tr> <tr> <td data-bbox="1220 440 1856 467">8 ADA Aluminum picnic tables</td> <td data-bbox="1856 440 1913 467"></td> <td data-bbox="1913 440 2039 467">5,000</td> </tr> <tr> <td data-bbox="1220 477 1856 505">4 Pedestal Grills for Shelters</td> <td data-bbox="1856 477 1913 505"></td> <td data-bbox="1913 477 2039 505">2,000</td> </tr> <tr> <td colspan="2" data-bbox="1780 954 1913 982" style="text-align: right;"><b>TOTAL</b></td> <td data-bbox="1913 954 2039 982"><b>\$ 25,000</b></td> </tr> </tbody> </table>			<u>Quantity and/or descriptive information</u>	<u>Cost</u>		32 Aluminum picnic tables	\$	18,000	8 ADA Aluminum picnic tables		5,000	4 Pedestal Grills for Shelters		2,000	<b>TOTAL</b>		<b>\$ 25,000</b>																											
<u>Quantity and/or descriptive information</u>	<u>Cost</u>																																												
32 Aluminum picnic tables	\$	18,000																																											
8 ADA Aluminum picnic tables		5,000																																											
4 Pedestal Grills for Shelters		2,000																																											
<b>TOTAL</b>		<b>\$ 25,000</b>																																											
PROJECT DESCRIPTION / JUSTIFICATION / LOCATION																																													
<p>Dane County Parks has approximately 1,000 wooden picnic tables in the park system. The goal is to eventually replace all the wooden picnic tables with aluminum tables to eliminate the ongoing repairs and painting of the existing tables, saving cost of lumber, paint and personnel. A portion of the tables will be replaced with ADA handicap accessible tables to ensure that Dane County campgrounds and shelters can accommodate handicapped campers and park users. Large pedestal grills are at each shelter in the County Park system and need replaced when they become unsafe.</p>	<table border="1"> <thead> <tr> <th colspan="3" data-bbox="1213 982 2045 1034">NON-DEBT REVENUE SOURCE (Type/Object/Description/2021 Amount)</th> </tr> </thead> <tbody> <tr> <td data-bbox="1220 1044 1262 1071">N</td> <td data-bbox="1262 1044 1856 1071">NONE</td> <td data-bbox="1856 1044 2039 1071">\$ 0</td> </tr> <tr> <th colspan="2" data-bbox="1213 1081 1682 1133">PROJECT FINANCIAL SUMMARY</th> <th data-bbox="1682 1081 1856 1133">2020</th> <th data-bbox="1856 1081 2045 1133">2021</th> </tr> <tr> <td colspan="2" data-bbox="1213 1143 1682 1195"><b>TOTAL EXPENDITURES</b></td> <td data-bbox="1682 1143 1856 1195">\$ 20,000</td> <td data-bbox="1856 1143 2045 1195">\$ 25,000</td> </tr> <tr> <td colspan="2" data-bbox="1213 1205 1682 1256"><b>PROJECT FUNDING SOURCES</b></td> <td colspan="2" data-bbox="1682 1205 2045 1256"></td> </tr> <tr> <td colspan="2" data-bbox="1213 1250 1682 1294">DEBT</td> <td data-bbox="1682 1250 1856 1294">\$ 20,000</td> <td data-bbox="1856 1250 2045 1294">\$ 25,000</td> </tr> <tr> <td colspan="2" data-bbox="1213 1294 1682 1338">FEDERAL</td> <td data-bbox="1682 1294 1856 1338">0</td> <td data-bbox="1856 1294 2045 1338">0</td> </tr> <tr> <td colspan="2" data-bbox="1213 1338 1682 1382">STATE</td> <td data-bbox="1682 1338 1856 1382">0</td> <td data-bbox="1856 1338 2045 1382">0</td> </tr> <tr> <td colspan="2" data-bbox="1213 1382 1682 1425">MUNICIPAL</td> <td data-bbox="1682 1382 1856 1425">0</td> <td data-bbox="1856 1382 2045 1425">0</td> </tr> <tr> <td colspan="2" data-bbox="1213 1425 1682 1469">OTHER</td> <td data-bbox="1682 1425 1856 1469">0</td> <td data-bbox="1856 1425 2045 1469">0</td> </tr> <tr> <td colspan="2" data-bbox="1213 1469 1682 1502"><b>TOTAL FUNDING SOURCES</b></td> <td data-bbox="1682 1469 1856 1502">\$ 20,000</td> <td data-bbox="1856 1469 2045 1502">\$ 25,000</td> </tr> </tbody> </table>			NON-DEBT REVENUE SOURCE (Type/Object/Description/2021 Amount)			N	NONE	\$ 0	PROJECT FINANCIAL SUMMARY		2020	2021	<b>TOTAL EXPENDITURES</b>		\$ 20,000	\$ 25,000	<b>PROJECT FUNDING SOURCES</b>				DEBT		\$ 20,000	\$ 25,000	FEDERAL		0	0	STATE		0	0	MUNICIPAL		0	0	OTHER		0	0	<b>TOTAL FUNDING SOURCES</b>		\$ 20,000	\$ 25,000
NON-DEBT REVENUE SOURCE (Type/Object/Description/2021 Amount)																																													
N	NONE	\$ 0																																											
PROJECT FINANCIAL SUMMARY		2020	2021																																										
<b>TOTAL EXPENDITURES</b>		\$ 20,000	\$ 25,000																																										
<b>PROJECT FUNDING SOURCES</b>																																													
DEBT		\$ 20,000	\$ 25,000																																										
FEDERAL		0	0																																										
STATE		0	0																																										
MUNICIPAL		0	0																																										
OTHER		0	0																																										
<b>TOTAL FUNDING SOURCES</b>		\$ 20,000	\$ 25,000																																										



# CAPITAL PROJECT DETAIL SHEET

**Year:** 2021  
**Org:** LEWSLUNY  
**Account:** 59054: SALMO POND RESTROOM & PARKING

**Fund:** CAPITAL PROJECTS FUND  
**Agency:** LAND & WATER RESOURCES

PROJECT TITLE	PROJECT COST COMPONENTS (budget year)		
Salmo Pond Restroom and Parking	<u>Quantity and/or descriptive information</u>		<b>Cost</b>
<b>PROJECT DESCRIPTION / JUSTIFICATION / LOCATION</b>			\$ 40,000
<p>Replace and relocate existing vault toilet at Salmo Pond County Park. Reconfigure existing parking lot and add accessibility and storm water management runoff improvements.</p> <p>Existing vault toilet is within a frequently flood prone area and should be relocated to a higher elevation. Existing parking lot is larger than necessary, lacks accessible routes to park amenities and proper storm water runoff treatment facilities.</p>			\$ 40,000
			<b>TOTAL \$ 40,000</b>
<b>NON-DEBT REVENUE SOURCE (Type/Object/Description/2021 Amount)</b>			
N	NONE		\$ 0
<b>PROJECT FINANCIAL SUMMARY</b>		<b>2020</b>	<b>2021</b>
<b>TOTAL EXPENDITURES</b>		\$ 85,000	\$ 40,000
<b>PROJECT FUNDING SOURCES</b>			
DEBT		\$ 85,000	\$ 40,000
FEDERAL		0	0
STATE		0	0
MUNICIPAL		0	0
OTHER		0	0
<b>TOTAL FUNDING SOURCES</b>		\$ 85,000	\$ 40,000



# CAPITAL PROJECT DETAIL SHEET

Year: 2021

Fund: CAPITAL PROJECTS FUND

Org: LEWSLUNY

Agency: LAND &amp; WATER RESOURCES

Account: 59010: WISCONSIN RIVER TRAIL CROSSING

PROJECT TITLE	PROJECT COST COMPONENTS (budget year)																																					
Wisconsin River (Walking Iron) Trail Crossing Analyses	<table border="1"> <thead> <tr> <th data-bbox="1220 347 1858 375"><u>Quantity and/or descriptive information</u></th> <th data-bbox="1858 347 2039 375"><u>Cost</u></th> </tr> </thead> <tbody> <tr> <td data-bbox="1220 375 1858 427"></td> <td data-bbox="1858 375 2039 427" style="text-align: right;">\$ 150,000</td> </tr> <tr> <td colspan="2" data-bbox="1220 950 2039 982" style="text-align: right;"><b>TOTAL \$ 150,000</b></td> </tr> </tbody> </table>		<u>Quantity and/or descriptive information</u>	<u>Cost</u>		\$ 150,000	<b>TOTAL \$ 150,000</b>																															
<u>Quantity and/or descriptive information</u>	<u>Cost</u>																																					
	\$ 150,000																																					
<b>TOTAL \$ 150,000</b>																																						
PROJECT DESCRIPTION / JUSTIFICATION / LOCATION																																						
<p>Dane and Sauk Counties partnered on a study in 2019 to determine the feasibility and cost of constructing a multi use trail bridge across the Wisconsin River at the location of the former railroad trestle crossing in Sauk City. The study concluded construction of the bridge was possible from an engineering and permitting perspective. A portion of the future Walking Iron Trail is envisioned to utilize the existing rail bed between the Wisconsin River and CTH Y. This segment of rail bed includes several smaller bridge crossings over creeks and backwaters of the Wisconsin River.</p> <p>Further analysis of the bottom of the Wisconsin River channel is needed to determine exact piling lengths necessary for the proposed main span trail crossing that will allow completion of detailed cost estimates for the bridge to be completed. Additional analysis of the remaining existing RR bridge water crossings to CTH Y will allow discussions to be furthered between the County, Wisconsin DNR, Wisconsin DOT, Wisconsin River Rail Transit Commission and Wisconsin and Southern Railroad Company on potential future rail to trail conversions.</p>	<table border="1"> <thead> <tr> <th colspan="3" data-bbox="1213 982 2045 1034">NON-DEBT REVENUE SOURCE (Type/Object/Description/2021 Amount)</th> </tr> <tr> <th data-bbox="1213 1034 1260 1086">N</th> <th data-bbox="1260 1034 1858 1086"></th> <th data-bbox="1858 1034 2045 1086">\$</th> </tr> </thead> <tbody> <tr> <td data-bbox="1213 1086 1260 1135"></td> <td data-bbox="1260 1086 1858 1135">NONE</td> <td data-bbox="1858 1086 2045 1135" style="text-align: right;">0</td> </tr> <tr> <th colspan="2" data-bbox="1213 1135 1680 1154">PROJECT FINANCIAL SUMMARY</th> <th data-bbox="1680 1135 1858 1154">2020</th> </tr> <tr> <td colspan="2" data-bbox="1213 1154 1680 1206"><b>TOTAL EXPENDITURES</b></td> <td data-bbox="1680 1154 1858 1206" style="text-align: right;">\$ 0</td> </tr> <tr> <td colspan="2" data-bbox="1213 1206 1680 1226"><b>PROJECT FUNDING SOURCES</b></td> <td data-bbox="1680 1206 1858 1226"></td> </tr> <tr> <td colspan="2" data-bbox="1213 1226 1680 1278">DEBT</td> <td data-bbox="1680 1226 1858 1278" style="text-align: right;">\$ 150,000</td> </tr> <tr> <td colspan="2" data-bbox="1213 1278 1680 1330">FEDERAL</td> <td data-bbox="1680 1278 1858 1330" style="text-align: right;">0</td> </tr> <tr> <td colspan="2" data-bbox="1213 1330 1680 1382">STATE</td> <td data-bbox="1680 1330 1858 1382" style="text-align: right;">0</td> </tr> <tr> <td colspan="2" data-bbox="1213 1382 1680 1433">MUNICIPAL</td> <td data-bbox="1680 1382 1858 1433" style="text-align: right;">0</td> </tr> <tr> <td colspan="2" data-bbox="1213 1433 1680 1485">OTHER</td> <td data-bbox="1680 1433 1858 1485" style="text-align: right;">0</td> </tr> <tr> <td colspan="2" data-bbox="1213 1485 1680 1502"><b>TOTAL FUNDING SOURCES</b></td> <td data-bbox="1680 1485 1858 1502" style="text-align: right;"><b>\$ 0</b></td> </tr> </tbody> </table>		NON-DEBT REVENUE SOURCE (Type/Object/Description/2021 Amount)			N		\$		NONE	0	PROJECT FINANCIAL SUMMARY		2020	<b>TOTAL EXPENDITURES</b>		\$ 0	<b>PROJECT FUNDING SOURCES</b>			DEBT		\$ 150,000	FEDERAL		0	STATE		0	MUNICIPAL		0	OTHER		0	<b>TOTAL FUNDING SOURCES</b>		<b>\$ 0</b>
NON-DEBT REVENUE SOURCE (Type/Object/Description/2021 Amount)																																						
N		\$																																				
	NONE	0																																				
PROJECT FINANCIAL SUMMARY		2020																																				
<b>TOTAL EXPENDITURES</b>		\$ 0																																				
<b>PROJECT FUNDING SOURCES</b>																																						
DEBT		\$ 150,000																																				
FEDERAL		0																																				
STATE		0																																				
MUNICIPAL		0																																				
OTHER		0																																				
<b>TOTAL FUNDING SOURCES</b>		<b>\$ 0</b>																																				



# CAPITAL PROJECT DETAIL SHEET

**Year:** 2021  
**Org:** LWCONSRV  
**Account:** 57273: DANE COUNTY CONSERVATION FUND

**Fund:** DANE COUNTY CONSERVATION FUND  
**Agency:** LAND & WATER RESOURCES

PROJECT TITLE	PROJECT COST COMPONENTS (budget year)	
Dane County Conservation Fund	<b>Quantity and/or descriptive information</b>	<b>Cost</b>
<b>PROJECT DESCRIPTION / JUSTIFICATION / LOCATION</b>		\$ 4,000,000
<p>This fund was established in 1990 in response to a growing need for protecting natural and cultural resources thought the County. The fund supports acquisition efforts, both independently and in concert with other governmental units and the private sector, in areas of the parks, open space, natural resources and other unique features. Many of the acquisitions receive supporting funding from the State Department of Natural Resources and other nonprofit conservation organizations. The County has implemented programs of sharing opportunities with a number of agencies.</p> <p>This program has assisted Dane County Parks in preserving more than 8500 acres of key park and natural resource lands over the past years. As one of Wisconsin's fastest growing counties, land preservation has been a key element of service requested by the citizens of the county.</p>		
	<b>TOTAL</b>	<b>\$ 4,000,000</b>
	<b>NON-DEBT REVENUE SOURCE (Type/Object/Description/2021 Amount)</b>	
	N   NONE	\$ 0
<b>PROJECT FINANCIAL SUMMARY</b>	<b>2020</b>	<b>2021</b>
<b>TOTAL EXPENDITURES</b>	\$ 4,000,000	\$ 4,000,000
<b>PROJECT FUNDING SOURCES</b>		
DEBT	\$ 4,000,000	\$ 4,000,000
FEDERAL	0	0
STATE	0	0
MUNICIPAL	0	0
OTHER	0	0
<b>TOTAL FUNDING SOURCES</b>	<b>\$ 4,000,000</b>	<b>\$ 4,000,000</b>



# CAPITAL PROJECT DETAIL SHEET

Year: 2021

Fund: LAND &amp; WATER LEGACY FUND

Org: LWLEGACY

Agency: LAND &amp; WATER RESOURCES

Account: 57069: BADGER MILL CREEK

PROJECT TITLE	PROJECT COST COMPONENTS (budget year)		
Badger Mill Creek	<u>Quantity and/or descriptive information</u>		<u>Cost</u>
<b>PROJECT DESCRIPTION / JUSTIFICATION / LOCATION</b>			
<p>Design and implementation of habitat improvement along a 4,000 foot section of Badger Mill Creek that goes through the County's Ice Age Junction Natural Resource Area in Verona. Project will also entail the realignment of the Ice Age National Scenic Trail.</p> <p>The City of Verona and MMSD are replacing sewer interceptors and other utilities within the project area, thus providing an opportunity for making habitat improvements as part of construction. Badger Mill Creek is a class II trout stream. Portions of the Ice Age National Scenic Trail are in lowlands that experience frequent flooding that may be improved through this project.</p>			\$ 100,000
		<b>TOTAL \$ 100,000</b>	
<b>NON-DEBT REVENUE SOURCE (Type/Object/Description/2021 Amount)</b>			
N	NONE	\$	0
<b>PROJECT FINANCIAL SUMMARY</b>		<b>2020</b>	<b>2021</b>
<b>TOTAL EXPENDITURES</b>		\$ 300,000	\$ 100,000
<b>PROJECT FUNDING SOURCES</b>			
DEBT		\$ 300,000	\$ 100,000
FEDERAL		0	0
STATE		0	0
MUNICIPAL		0	0
OTHER		0	0
<b>TOTAL FUNDING SOURCES</b>		<b>\$ 300,000</b>	<b>\$ 100,000</b>



# CAPITAL PROJECT DETAIL SHEET

**Year:** 2021  
**Org:** LWLEGACY  
**Account:** 57139: BUOYS & LIGHTS

**Fund:** LAND & WATER LEGACY FUND  
**Agency:** LAND & WATER RESOURCES

PROJECT TITLE	PROJECT COST COMPONENTS (budget year)		
Buoys & Lights	<u>Quantity and/or descriptive information</u>		<u>Cost</u>
<b>PROJECT DESCRIPTION / JUSTIFICATION / LOCATION</b>			
Provide navigational buoys & lights for the Yahara Chain of Lakes.	Buoys & Lights	\$	7,500
	<b>TOTAL</b>		<b>\$ 7,500</b>
	<b>NON-DEBT REVENUE SOURCE (Type/Object/Description/2021 Amount)</b>		
	N	NONE	\$ 0
	<b>PROJECT FINANCIAL SUMMARY</b>		
		<b>2020</b>	<b>2021</b>
	<b>TOTAL EXPENDITURES</b>	\$ 7,500	\$ 7,500
	<b>PROJECT FUNDING SOURCES</b>		
	DEBT	\$ 7,500	\$ 7,500
	FEDERAL	0	0
	STATE	0	0
	MUNICIPAL	0	0
	OTHER	0	0
	<b>TOTAL FUNDING SOURCES</b>	<b>\$ 7,500</b>	<b>\$ 7,500</b>



# CAPITAL PROJECT DETAIL SHEET

Year: 2021

Fund: LAND &amp; WATER LEGACY FUND

Org: LWLEGACY

Agency: LAND &amp; WATER RESOURCES

Account: 57272: DANE COUNTY CRP

PROJECT TITLE	PROJECT COST COMPONENTS (budget year)		
Continuous Cover Program	<u>Quantity and/or descriptive information</u>		<u>Cost</u>
<b>PROJECT DESCRIPTION / JUSTIFICATION / LOCATION</b>			
<p>Purchase of long-term easements to plant permanent vegetative cover on cropland in order to improve water quality.</p> <p>Perennial cover on highly erodible lands or other resource concerns is a best practice to reduce erosion and phosphorus runoff.</p>			\$ 1,750,000
		<b>TOTAL \$ 1,750,000</b>	
<b>NON-DEBT REVENUE SOURCE (Type/Object/Description/2021 Amount)</b>			
N	NONE	\$	0
<b>PROJECT FINANCIAL SUMMARY</b>		<b>2020</b>	<b>2021</b>
<b>TOTAL EXPENDITURES</b>		\$ 1,500,000	\$ 1,750,000
<b>PROJECT FUNDING SOURCES</b>			
DEBT		\$ 1,500,000	\$ 1,750,000
FEDERAL		0	0
STATE		0	0
MUNICIPAL		0	0
OTHER		0	0
<b>TOTAL FUNDING SOURCES</b>		<b>\$ 1,500,000</b>	<b>\$ 1,750,000</b>





# CAPITAL PROJECT DETAIL SHEET

Year: 2021  
 Org: LWLEGACY  
 Account: 57471: FLOOD LAND ACQUISITION

Fund: LAND & WATER LEGACY FUND  
 Agency: LAND & WATER RESOURCES

PROJECT TITLE	PROJECT COST COMPONENTS (budget year)		
Flood Land Acquisition	<u>Quantity and/or descriptive information</u>		<u>Cost</u>
<b>PROJECT DESCRIPTION / JUSTIFICATION / LOCATION</b>			\$ 1,000,000
<p>To purchase land or property interests on land impacted by increased rainfall, groundwater inputs, surface water flow or stormwater. The goal of the program is to restore, protect, maintain and enhance functions of hydrology, conserve natural values including fish and wildlife habitat, water quality, flood water retention, ground water recharge, and recreational opportunity.</p> <p>Climate change and increased development have increased the volume of surface and groundwater in Dane County. This program will seek to reduce flooding and erosion damage, and will improve habitat, recreation and water quality.</p>			TOTAL \$ 1,000,000
<b>NON-DEBT REVENUE SOURCE (Type/Object/Description/2021 Amount)</b>			
N	NONE		\$ 0
<b>PROJECT FINANCIAL SUMMARY</b>		<b>2020</b>	<b>2021</b>
<b>TOTAL EXPENDITURES</b>		\$ 6,000,000	\$ 1,000,000
<b>PROJECT FUNDING SOURCES</b>			
DEBT		\$ 6,000,000	\$ 1,000,000
FEDERAL		0	0
STATE		0	0
MUNICIPAL		0	0
OTHER		0	0
<b>TOTAL FUNDING SOURCES</b>		\$ 6,000,000	\$ 1,000,000







# CAPITAL PROJECT DETAIL SHEET

Year: 2021

Fund: LAND &amp; WATER LEGACY FUND

Org: LWLEGACY

Agency: LAND &amp; WATER RESOURCES

Account: 58697: STORMWATER CONTROLS

PROJECT TITLE	PROJECT COST COMPONENTS (budget year)		
Stormwater Controls	<u>Quantity and/or descriptive information</u>		<u>Cost</u>
<b>PROJECT DESCRIPTION / JUSTIFICATION / LOCATION</b>			
<p>Continue the Urban Water Quality Grant Program to improve the quality and reduce the quantity of urban stormwater runoff entering Dane County lakes, rivers and streams. This is commonly achieved by constructing stormwater control practices prior to outlets that dump untreated urban runoff into the lakes.</p>			\$ 750,000
		<b>TOTAL \$ 750,000</b>	
<b>NON-DEBT REVENUE SOURCE (Type/Object/Description/2021 Amount)</b>			
N	NONE	\$	0
<b>PROJECT FINANCIAL SUMMARY</b>		<b>2020</b>	<b>2021</b>
<b>TOTAL EXPENDITURES</b>		\$ 1,000,000	\$ 750,000
<b>PROJECT FUNDING SOURCES</b>			
DEBT		\$ 1,000,000	\$ 750,000
FEDERAL		0	0
STATE		0	0
MUNICIPAL		0	0
OTHER		0	0
<b>TOTAL FUNDING SOURCES</b>		\$ 1,000,000	\$ 750,000



# CAPITAL PROJECT DETAIL SHEET

**Year:** 2021  
**Org:** CPZOO  
**Account:** 59012: ANIMAL HEALTH MEDICAL EQUIPMNT

**Fund:** CAPITAL PROJECTS FUND  
**Agency:** DANE COUNTY HENRY VILAS ZOO

PROJECT TITLE	PROJECT COST COMPONENTS (budget year)			
Animal Health Center Medical Equipment	<u>Quantity and/or descriptive information</u>		<u>Cost</u>	
<b>PROJECT DESCRIPTION / JUSTIFICATION / LOCATION</b>				
<p>Chemistry analyzer, surgical instrumentation, portable ultrasound machine with diagnostic probes and stand, dental radiograph unit and intraoral plates, dental surgery and ultrasonic scaler unit, large animal hydraulic examination/surgery table, wheeled gurney, veterinary anesthetic monitoring equipment, HVZ-AHC treatment room desktop computers with clinical schedule display, printer, scanner, camera, diagnostic light microscope.</p> <p>The zoo is 28 acres and sees over 800,000 visitors a year resulting in heavily used traffic areas that need to be on a continuous repair cycle each year.</p> <p>Since starting our new veterinary partnership with the UW-Veterinary School last March, this equipment has been identified as essential to have in our Animal Health Center.</p>		75,000		
	<b>TOTAL \$</b>		<b>75,000</b>	
	<b>NON-DEBT REVENUE SOURCE (Type/Object/Description/2021 Amount)</b>			
	M	84341	CITY OF MADISON SHARE-ZOO CAPL	\$ 15,000
	<b>PROJECT FINANCIAL SUMMARY</b>		<b>2020</b>	<b>2021</b>
	<b>TOTAL EXPENDITURES</b>		\$ 150,000	\$ 75,000
	<b>PROJECT FUNDING SOURCES</b>			
	DEBT		\$ 120,000	\$ 60,000
	FEDERAL		0	0
	STATE		0	0
	MUNICIPAL <u>City of Madison</u>		30,000	15,000
	OTHER		0	0
	<b>TOTAL FUNDING SOURCES</b>		<b>\$ 150,000</b>	<b>\$ 75,000</b>



# CAPITAL PROJECT DETAIL SHEET

**Year:** 2021                      **Fund:** CAPITAL PROJECTS FUND  
**Org:** CPZOO                      **Agency:** DANE COUNTY HENRY VILAS ZOO  
**Account:** NEW: HEART OF THE ZOO PROJECT

PROJECT TITLE	PROJECT COST COMPONENTS (budget year)																																												
Heart of the Zoo Project	<table border="1"> <thead> <tr> <th data-bbox="1220 345 1864 375"><u>Quantity and/or descriptive information</u></th> <th colspan="2" data-bbox="1864 345 2037 375"><u>Cost</u></th> </tr> </thead> <tbody> <tr> <td data-bbox="1220 402 1864 431">RFP for schematics for future</td> <td data-bbox="1864 402 1906 431">\$</td> <td data-bbox="1906 402 2037 431">300,000</td> </tr> <tr> <td data-bbox="1220 440 1864 469">"Heart of the Zoo" Capital Exhibit</td> <td></td> <td></td> </tr> <tr> <td colspan="2" data-bbox="1780 954 1906 984" style="text-align: right;"><b>TOTAL</b></td> <td data-bbox="1906 954 2037 984"><b>\$ 300,000</b></td> </tr> </tbody> </table>			<u>Quantity and/or descriptive information</u>	<u>Cost</u>		RFP for schematics for future	\$	300,000	"Heart of the Zoo" Capital Exhibit			<b>TOTAL</b>		<b>\$ 300,000</b>																														
<u>Quantity and/or descriptive information</u>	<u>Cost</u>																																												
RFP for schematics for future	\$	300,000																																											
"Heart of the Zoo" Capital Exhibit																																													
<b>TOTAL</b>		<b>\$ 300,000</b>																																											
PROJECT DESCRIPTION / JUSTIFICATION / LOCATION																																													
<p>This is for an RFP for schematics for the future "Heart of the Zoo" renovation which will include the giraffe, rhino, big cats and front entrance areas. This will help us identify what areas can be done and in what order to do them. The giraffe and rhino exhibits are the highest need for renovation with the big cats a close second. Because of our COVID safety measures, it has changed the way people enter and exit the zoo. This needs to be addressed for long term solutions.</p>	<table border="1"> <thead> <tr> <th colspan="3" data-bbox="1220 992 2037 1037">NON-DEBT REVENUE SOURCE (Type/Object/Description/2021 Amount)</th> </tr> </thead> <tbody> <tr> <td data-bbox="1220 1045 1255 1075">N</td> <td data-bbox="1255 1045 1864 1075">NONE</td> <td data-bbox="1864 1045 2037 1075">\$ 0</td> </tr> <tr> <th colspan="2" data-bbox="1220 1089 1682 1135">PROJECT FINANCIAL SUMMARY</th> <th data-bbox="1682 1089 1864 1135">2020</th> <th data-bbox="1864 1089 2037 1135">2021</th> </tr> <tr> <td colspan="2" data-bbox="1220 1159 1682 1188"><b>TOTAL EXPENDITURES</b></td> <td data-bbox="1682 1159 1864 1188">\$ 0</td> <td data-bbox="1864 1159 2037 1188">\$ 300,000</td> </tr> <tr> <td colspan="2" data-bbox="1220 1213 1682 1242"><b>PROJECT FUNDING SOURCES</b></td> <td></td> <td></td> </tr> <tr> <td colspan="2" data-bbox="1220 1250 1682 1279">DEBT</td> <td data-bbox="1682 1250 1864 1279">\$ 0</td> <td data-bbox="1864 1250 2037 1279">\$ 300,000</td> </tr> <tr> <td colspan="2" data-bbox="1220 1287 1682 1317">FEDERAL</td> <td data-bbox="1682 1287 1864 1317">0</td> <td data-bbox="1864 1287 2037 1317">0</td> </tr> <tr> <td colspan="2" data-bbox="1220 1325 1682 1354">STATE</td> <td data-bbox="1682 1325 1864 1354">0</td> <td data-bbox="1864 1325 2037 1354">0</td> </tr> <tr> <td colspan="2" data-bbox="1220 1362 1682 1391">MUNICIPAL</td> <td data-bbox="1682 1362 1864 1391">0</td> <td data-bbox="1864 1362 2037 1391">0</td> </tr> <tr> <td colspan="2" data-bbox="1220 1399 1682 1429">OTHER</td> <td data-bbox="1682 1399 1864 1429">0</td> <td data-bbox="1864 1399 2037 1429">0</td> </tr> <tr> <td colspan="2" data-bbox="1220 1453 1682 1498"><b>TOTAL FUNDING SOURCES</b></td> <td data-bbox="1682 1453 1864 1498">\$ 0</td> <td data-bbox="1864 1453 2037 1498">\$ 300,000</td> </tr> </tbody> </table>			NON-DEBT REVENUE SOURCE (Type/Object/Description/2021 Amount)			N	NONE	\$ 0	PROJECT FINANCIAL SUMMARY		2020	2021	<b>TOTAL EXPENDITURES</b>		\$ 0	\$ 300,000	<b>PROJECT FUNDING SOURCES</b>				DEBT		\$ 0	\$ 300,000	FEDERAL		0	0	STATE		0	0	MUNICIPAL		0	0	OTHER		0	0	<b>TOTAL FUNDING SOURCES</b>		\$ 0	\$ 300,000
NON-DEBT REVENUE SOURCE (Type/Object/Description/2021 Amount)																																													
N	NONE	\$ 0																																											
PROJECT FINANCIAL SUMMARY		2020	2021																																										
<b>TOTAL EXPENDITURES</b>		\$ 0	\$ 300,000																																										
<b>PROJECT FUNDING SOURCES</b>																																													
DEBT		\$ 0	\$ 300,000																																										
FEDERAL		0	0																																										
STATE		0	0																																										
MUNICIPAL		0	0																																										
OTHER		0	0																																										
<b>TOTAL FUNDING SOURCES</b>		\$ 0	\$ 300,000																																										



# CAPITAL PROJECT DETAIL SHEET

**Year:** 2021  
**Org:** CPZOO  
**Account:** NEW: PRIMATE & CAT BUILDING COOLERS

**Fund:** CAPITAL PROJECTS FUND  
**Agency:** DANE COUNTY HENRY VILAS ZOO

PROJECT TITLE	PROJECT COST COMPONENTS (budget year)		
Primate & Cat Building Coolers			
PROJECT DESCRIPTION / JUSTIFICATION / LOCATION	<u>Quantity and/or descriptive information</u>		<u>Cost</u>
<p>These coolers are 20 years old and badly in need of replacement. Three (3) units are needed at an estimated cost of \$15,000 per unit. These coolers store the diets for the animals. The meat for the cats especially needs to be thawed and fed in a very specific way and the coolers are essential in that process. The primates eat a variety of food including fresh fruit and vegetables that make a cooler essential for them.</p>	3	Cooler units for Primate & Cat Building @ \$15,000	\$ 45,000
	<b>TOTAL \$</b>		<b>45,000</b>
<b>NON-DEBT REVENUE SOURCE (Type/Object/Description/2021 Amount)</b>			
M	84341	CITY OF MADISON SHARE-ZOO CAPL	\$ 9,000
PROJECT FINANCIAL SUMMARY		2020	2021
<b>TOTAL EXPENDITURES</b>		\$ 0	\$ 45,000
<b>PROJECT FUNDING SOURCES</b>			
DEBT		\$ 0	\$ 36,000
FEDERAL		0	0
STATE		0	0
MUNICIPAL City of Madison		0	9,000
OTHER		0	0
<b>TOTAL FUNDING SOURCES</b>		\$ 0	\$ 45,000



# CAPITAL PROJECT DETAIL SHEET

Year: 2021

Fund: CAPITAL PROJECTS FUND

Org: CPZOO

Agency: DANE COUNTY HENRY VILAS ZOO

Account: NEW: UPPER GIFT SHOP HVAC

PROJECT TITLE	PROJECT COST COMPONENTS (budget year)		
Upper Gift Shop HVAC	<u>Quantity and/or descriptive information</u>		<u>Cost</u>
<b>PROJECT DESCRIPTION / JUSTIFICATION / LOCATION</b>	2 A/C UNITS FOR GIFT SHOP @\$20,000	\$	40,000
<p>Replace air conditioners that serve the upper gift shop.</p> <p>These units are barely functioning. When the units were repaired this summer the service company indicated both units were badly in need of replacement.</p>			
<b>TOTAL \$</b>			<b>40,000</b>
<b>NON-DEBT REVENUE SOURCE (Type/Object/Description/2021 Amount)</b>			
M	84341 CITY OF MADISON SHARE-ZOO CAPL	\$	8,000
<b>PROJECT FINANCIAL SUMMARY</b>		<b>2020</b>	<b>2021</b>
<b>TOTAL EXPENDITURES</b>		\$ 0	\$ 40,000
<b>PROJECT FUNDING SOURCES</b>			
DEBT		\$ 0	\$ 32,000
FEDERAL		0	0
STATE		0	0
MUNICIPAL <u>City of Madison</u>		0	8,000
OTHER		0	0
<b>TOTAL FUNDING SOURCES</b>		\$ 0	\$ 40,000





# CAPITAL PROJECT DETAIL SHEET

**Year:** 2021  
**Org:** CPZOO  
**Account:** 59033: ZOO IMPROVEMENTS

**Fund:** CAPITAL PROJECTS FUND  
**Agency:** DANE COUNTY HENRY VILAS ZOO

PROJECT TITLE	PROJECT COST COMPONENTS (budget year)		
Zoo Improvements			
PROJECT DESCRIPTION / JUSTIFICATION / LOCATION	<u>Quantity and/or descriptive information</u>		<u>Cost</u>
<p>Necessary improvements to the zoo's infrastructure to assure continued accreditation by the Association of Zoos and Aquariums. Specific improvements will be completed each year based on priorities.</p> <p>Continuous improvement needs and major maintenance demands for the zoo have grown as the zoo expands and has aged. These are necessary improvements to the zoo's infrastructure to maintain the health and safety of the animals, staff and visitors; improve the overall efficiency and accessibility of the zoo; and improve animal habitats and visitor experience.</p>	Zoo Improvement Projects		100,000
	<b>TOTAL \$</b>		<b>100,000</b>
<b>NON-DEBT REVENUE SOURCE (Type/Object/Description/2021 Amount)</b>			
M	84341	CITY OF MADISON SHARE-ZOO CAPL	\$ 20,000
PROJECT FINANCIAL SUMMARY		2020	2021
<b>TOTAL EXPENDITURES</b>		\$ 100,000	\$ 100,000
<b>PROJECT FUNDING SOURCES</b>			
DEBT		\$ 80,000	\$ 80,000
FEDERAL		0	0
STATE		0	0
MUNICIPAL City of Madison		20,000	20,000
OTHER		0	0
<b>TOTAL FUNDING SOURCES</b>		<b>\$ 100,000</b>	<b>\$ 100,000</b>



# CAPITAL PROJECT DETAIL SHEET

Year: 2021

Fund: CAPITAL PROJECTS FUND

Org: CPZOO

Agency: DANE COUNTY HENRY VILAS ZOO

Account: 59105: ZOO PAVING PROJECTS

PROJECT TITLE	PROJECT COST COMPONENTS (budget year)		
Zoo Paving Projects	<u>Quantity and/or descriptive information</u>		<u>Cost</u>
<b>PROJECT DESCRIPTION / JUSTIFICATION / LOCATION</b>			
<p>Repave sections of zoo, including back area additional parking behind Herpetarium, redoing cracks in pathways where trees have rooted up, smooth existing areas that are old and crumbled.</p> <p>The zoo is 28 acres and sees over 800,000 visitors a year, resulting in heavily used traffic areas that need to be on a continuous repair cycle each year.</p>	Exhibit areas, paths repaving		30,000
<b>TOTAL \$</b>		<b>30,000</b>	
<b>NON-DEBT REVENUE SOURCE (Type/Object/Description/2021 Amount)</b>			
M	84341 CITY OF MADISON SHARE-ZOO CAPL	\$	6,000
<b>PROJECT FINANCIAL SUMMARY</b>		<b>2020</b>	<b>2021</b>
<b>TOTAL EXPENDITURES</b>		\$ 0	\$ 30,000
<b>PROJECT FUNDING SOURCES</b>			
DEBT		\$ 0	\$ 24,000
FEDERAL		0	0
STATE		0	0
MUNICIPAL <u>City of Madison</u>		0	6,000
OTHER		0	0
<b>TOTAL FUNDING SOURCES</b>		<b>\$ 0</b>	<b>\$ 30,000</b>



# CAPITAL PROJECT DETAIL SHEET

Year: 2021 Fund: CAPITAL PROJECTS FUND  
 Org: CPEXTNSN Agency: EXTENSION  
 Account: 58752: TEACHING GARDEN GREENHOUSE

PROJECT TITLE	PROJECT COST COMPONENTS (budget year)	
Teaching Garden Greenhouse		
PROJECT DESCRIPTION / JUSTIFICATION / LOCATION	<u>Quantity and/or descriptive information</u> <span style="float: right;"><u>Cost</u></span>	
<p>Dane County Extension maintains a Teaching Garden on the premises of Dane County offices at the Lyman F. Anderson Agriculture &amp; Conservation Center. The garden serves as a source of teaching and learning for Master Gardener Volunteers and students, veteran and youth groups, and community gardeners. Extension is requesting funding for the installation of a greenhouse to expand the Teaching Garden, support Master Gardener Volunteers, and increase the assistance and education they provide to the public.</p> <p>An 18' x 36' heated greenhouse will be a permanent structure and will provide hands-on experience for Master Gardener students in a greenhouse environment. By training Master Gardeners in plant propagation and providing a dedicated space for growing healthy seedlings, the greenhouse will increase their ability to assist in community gardens, food pantry gardens, and other sites where seed starting and seedling care is needed.</p> <p>In addition to its training and teaching potential, the space will also be used for starting annual plants and vegetables for the Teaching Garden, for special projects at school gardens and community gardens, and for the annual Master Gardener Plant Sale that provides funding to support educational projects as well as providing an annual budget for the Teaching Garden.</p> <p>The greenhouse project has previously been funded through a 2019 budget request by the County Executive and a grant from the Madison Community Foundation. However, bids for the installation came back significantly higher than expected. This additional request for capital funds, combined with a fundraising campaign by the Master Gardeners, will fully fund the project.</p>	1 Greenhouse installation	\$ 50,000
	<b>TOTAL \$</b>	
<b>NON-DEBT REVENUE SOURCE (Type/Object/Description/2021 Amount)</b>		
	o NEW DONATIONS	\$ 20,000
PROJECT FINANCIAL SUMMARY	2020	2021
<b>TOTAL EXPENDITURES</b>	\$ 0	\$ 50,000
<b>PROJECT FUNDING SOURCES</b>		
DEBT	\$ 0	\$ 30,000
FEDERAL _____	0	0
STATE _____	0	0
MUNICIPAL _____	0	0
OTHER Donations	0	20,000
<b>TOTAL FUNDING SOURCES</b>	\$ 0	\$ 50,000



# CAPITAL PROJECT DETAIL SHEET

Year: 2021

Fund: CAPITAL PROJECTS FUND

Org: CPEXTNSN

Agency: EXTENSION

Account: 58970: WATER PARTNERSHIP GRANT PROG

PROJECT TITLE	PROJECT COST COMPONENTS (budget year)		
Water Partnership Grant Program	<u>Quantity and/or descriptive information</u>		<u>Cost</u>
<b>PROJECT DESCRIPTION / JUSTIFICATION / LOCATION</b>			
<p>Environmental Council grants to provide matching funds up to \$2,500 to support not-for-profit conservation organizations capital projects.</p> <p>This project continues a grant program originally established in the Land and Water Resources Department (Land and Water Legacy Fund).</p>	Grant matching funds		\$ 10,000
<b>TOTAL \$</b>		<b>10,000</b>	
<b>NON-DEBT REVENUE SOURCE (Type/Object/Description/2021 Amount)</b>			
N	NONE	\$	0
<b>PROJECT FINANCIAL SUMMARY</b>		<b>2020</b>	<b>2021</b>
<b>TOTAL EXPENDITURES</b>		\$ 10,000	\$ 10,000
<b>PROJECT FUNDING SOURCES</b>			
DEBT		\$ 10,000	\$ 10,000
FEDERAL		0	0
STATE		0	0
MUNICIPAL		0	0
OTHER		0	0
<b>TOTAL FUNDING SOURCES</b>		\$ 10,000	\$ 10,000



# CAPITAL PROJECT DETAIL SHEET

**Year:** 2021  
**Org:** HWCONCAP  
**Account:** NEW: CTH A (BADFISH CR BRIDGE B-13-0055)

**Fund:** HIGHWAY CONSTRUCTION CAPITAL  
**Agency:** PUBLIC WORKS, HIGHWAY & TRANSP

PROJECT TITLE	PROJECT COST COMPONENTS (budget year)	
CTH A (Badfish Creek Bridge B-13-0055)	<u>Quantity and/or descriptive information</u>	<u>Cost</u>
<b>PROJECT DESCRIPTION / JUSTIFICATION / LOCATION</b>		
<p>Reconstruct bridge. This is a federally funded project.</p> <p>Bridge is in poor condition.</p>	Design	\$ 25,000
	<b>TOTAL</b>	<b>\$ 25,000</b>
	<b>NON-DEBT REVENUE SOURCE (Type/Object/Description/2021 Amount)</b>	
	N NONE	\$ 0
	<b>PROJECT FINANCIAL SUMMARY</b>	<b>2020      2021</b>
	<b>TOTAL EXPENDITURES</b>	\$ 0    \$ 25,000
	<b>PROJECT FUNDING SOURCES</b>	
	DEBT	\$ 0    \$ 25,000
	FEDERAL	0      0
	STATE	0      0
	MUNICIPAL	0      0
	OTHER	0      0
	<b>TOTAL FUNDING SOURCES</b>	<b>\$ 0    \$ 25,000</b>



# CAPITAL PROJECT DETAIL SHEET

**Year:** 2021  
**Org:** HWCONCAP  
**Account:** NEW: CTH A (CTH D - CTH MM)

**Fund:** HIGHWAY CONSTRUCTION CAPITAL  
**Agency:** PUBLIC WORKS, HIGHWAY & TRANSP

PROJECT TITLE	PROJECT COST COMPONENTS (budget year)		
CTH A (CTH D - CTH MM)			
PROJECT DESCRIPTION / JUSTIFICATION / LOCATION	<u>Quantity and/or descriptive information</u>		<u>Cost</u>
Resurface existing roadway.  The existing pavement shows excessive distress. This improvement would reduce routine maintenance costs.	Construction	\$	2,800,000
	<b>TOTAL</b>		<b>\$ 2,800,000</b>
<b>NON-DEBT REVENUE SOURCE (Type/Object/Description/2021 Amount)</b>			
N	NONE	\$	0
PROJECT FINANCIAL SUMMARY	2020	2021	
<b>TOTAL EXPENDITURES</b>	\$ 0	\$ 2,800,000	
<b>PROJECT FUNDING SOURCES</b>			
DEBT	\$ 0	\$ 2,800,000	
FEDERAL	0	0	
STATE	0	0	
MUNICIPAL	0	0	
OTHER	0	0	
<b>TOTAL FUNDING SOURCES</b>	\$ 0	\$ 2,800,000	



# CAPITAL PROJECT DETAIL SHEET

**Year:** 2021  
**Org:** HWCONCAP  
**Account:** 52204: CTH BB - DAMASCUS TO BUSS

**Fund:** HIGHWAY CONSTRUCTION CAPITAL  
**Agency:** PUBLIC WORKS, HIGHWAY & TRANSP

PROJECT TITLE	PROJECT COST COMPONENTS (budget year)		
CTH BB (Damascus - Buss)	<u>Quantity and/or descriptive information</u>		<u>Cost</u>
<b>PROJECT DESCRIPTION / JUSTIFICATION / LOCATION</b>			
<p>Reconstruct to urban standards. Village of Cottage Grove is the lead agency.</p> <p>The existing pavement shows excessive distress. This improvement would reduce routine maintenance costs.</p>	Construction	\$	550,000
	<b>TOTAL</b>		<b>\$ 550,000</b>
	<b>NON-DEBT REVENUE SOURCE (Type/Object/Description/2021 Amount)</b>		
	N	NONE	\$ 0
	<b>PROJECT FINANCIAL SUMMARY</b>		
		<b>2020</b>	<b>2021</b>
<b>TOTAL EXPENDITURES</b>	\$	0	\$ 550,000
<b>PROJECT FUNDING SOURCES</b>			
DEBT	\$	0	\$ 550,000
FEDERAL		0	0
STATE		0	0
MUNICIPAL		0	0
OTHER		0	0
<b>TOTAL FUNDING SOURCES</b>	<b>\$</b>	<b>0</b>	<b>\$ 550,000</b>



# CAPITAL PROJECT DETAIL SHEET

**Year:** 2021  
**Org:** HWCONCAP  
**Account:** NEW: CTH B (CTH MM - USH 51)

**Fund:** HIGHWAY CONSTRUCTION CAPITAL  
**Agency:** PUBLIC WORKS, HIGHWAY & TRANSP

PROJECT TITLE	PROJECT COST COMPONENTS (budget year)	
CTH B (CTH MM - USH 51)	<u>Quantity and/or descriptive information</u>	<u>Cost</u>
<b>PROJECT DESCRIPTION / JUSTIFICATION / LOCATION</b>		
<p>Mill existing surface 2" and repave.</p> <p>The existing pavement shows excessive distress. This improvement would reduce routine maintenance costs.</p>	Construction	\$ 2,150,000
	<b>TOTAL</b>	<b>\$ 2,150,000</b>
	<b>NON-DEBT REVENUE SOURCE (Type/Object/Description/2021 Amount)</b>	
	N NONE	\$ 0
	<b>PROJECT FINANCIAL SUMMARY</b>	<b>2020      2021</b>
	<b>TOTAL EXPENDITURES</b>	\$ 0    \$ 2,150,000
	<b>PROJECT FUNDING SOURCES</b>	
	DEBT	\$ 0    \$ 2,150,000
	FEDERAL	0      0
	STATE	0      0
	MUNICIPAL	0      0
	OTHER	0      0
	<b>TOTAL FUNDING SOURCES</b>	\$ 0    \$ 2,150,000





# CAPITAL PROJECT DETAIL SHEET

**Year:** 2021  
**Org:** HWCONCAP  
**Account:** NEW: CTH E (GERMAN VALLEY CR BR P-13-0901)

**Fund:** HIGHWAY CONSTRUCTION CAPITAL  
**Agency:** PUBLIC WORKS, HIGHWAY & TRANSP

PROJECT TITLE	PROJECT COST COMPONENTS (budget year)	
CTH E (German Valley Cr Br P-13-0901)	<u>Quantity and/or descriptive information</u>	<u>Cost</u>
<b>PROJECT DESCRIPTION / JUSTIFICATION / LOCATION</b>		
Reconstruct bridge. This is a federally funded project.  Bridge is in poor condition.	Design	\$ 22,000
	<b>TOTAL \$</b>	<b>22,000</b>
	<b>NON-DEBT REVENUE SOURCE (Type/Object/Description/2021 Amount)</b>	
	N NONE	\$ 0
	<b>PROJECT FINANCIAL SUMMARY</b>	<b>2020      2021</b>
	<b>TOTAL EXPENDITURES</b>	\$ 0    \$ 22,000
	<b>PROJECT FUNDING SOURCES</b>	
	DEBT	\$ 0    \$ 22,000
	FEDERAL	0      0
	STATE	0      0
	MUNICIPAL	0      0
	OTHER	0      0
	<b>TOTAL FUNDING SOURCES</b>	\$ 0    \$ 22,000



# CAPITAL PROJECT DETAIL SHEET

Year: 2021

Fund: HIGHWAY CONSTRUCTION CAPITAL

Org: HWCONCAP

Agency: PUBLIC WORKS, HIGHWAY &amp; TRANSP

Account: NEW: CTH G (STH 92 - USH 18/151)

PROJECT TITLE	PROJECT COST COMPONENTS (budget year)		
CTH G (STH 92 - USH 18/151)	<u>Quantity and/or descriptive information</u>		<u>Cost</u>
<b>PROJECT DESCRIPTION / JUSTIFICATION / LOCATION</b>			
<p>Resurface existing roadway.</p> <p>The existing pavement shows excessive distress. This improvement would reduce routine maintenance costs.</p>	Construction		\$ 2,500,000
<b>TOTAL</b>		<b>\$</b>	<b>2,500,000</b>
<b>NON-DEBT REVENUE SOURCE (Type/Object/Description/2021 Amount)</b>			
S	80733 COUNTY HWY IMPROVEMENT PROGRAM	\$	1,000,000
<b>PROJECT FINANCIAL SUMMARY</b>		<b>2020</b>	<b>2021</b>
<b>TOTAL EXPENDITURES</b>		\$ 0	\$ 2,500,000
<b>PROJECT FUNDING SOURCES</b>			
DEBT		\$ 0	\$ 1,500,000
FEDERAL		0	0
STATE <u>CHIP</u>		0	1,000,000
MUNICIPAL		0	0
OTHER		0	0
<b>TOTAL FUNDING SOURCES</b>		<b>\$ 0</b>	<b>\$ 2,500,000</b>



# CAPITAL PROJECT DETAIL SHEET

**Year:** 2021  
**Org:** HWCONCAP  
**Account:** NEW: CTH JG (W BR SUGAR RIVER BR B-13-0069)

**Fund:** HIGHWAY CONSTRUCTION CAPITAL  
**Agency:** PUBLIC WORKS, HIGHWAY & TRANSP

PROJECT TITLE	PROJECT COST COMPONENTS (budget year)	
CTH JG (W Br Sugar River Br B-13-0069)	<u>Quantity and/or descriptive information</u>	<u>Cost</u>
<b>PROJECT DESCRIPTION / JUSTIFICATION / LOCATION</b>		
<p>Reconstruct bridge. This is a federally funded project.</p> <p>Bridge is in poor condition.</p>	Design	\$ 22,000
	<b>TOTAL</b>	<b>\$ 22,000</b>
	<b>NON-DEBT REVENUE SOURCE (Type/Object/Description/2021 Amount)</b>	
	N NONE	\$ 0
	<b>PROJECT FINANCIAL SUMMARY</b>	<b>2020      2021</b>
	<b>TOTAL EXPENDITURES</b>	\$ 0      \$ 22,000
	<b>PROJECT FUNDING SOURCES</b>	
	DEBT	\$ 0      \$ 22,000
	FEDERAL	0      0
	STATE	0      0
	MUNICIPAL	0      0
	OTHER	0      0
	<b>TOTAL FUNDING SOURCES</b>	<b>\$ 0      \$ 22,000</b>



# CAPITAL PROJECT DETAIL SHEET

**Year:** 2021  
**Org:** HWCONCAP  
**Account:** 57356: CTH J-MICKELSON B-13-178

**Fund:** HIGHWAY CONSTRUCTION CAPITAL  
**Agency:** PUBLIC WORKS, HIGHWAY & TRANSP

PROJECT TITLE	PROJECT COST COMPONENTS (budget year)		
CTH J (Mickelson Bridge B-13-0178)	<u>Quantity and/or descriptive information</u>		<u>Cost</u>
<b>PROJECT DESCRIPTION / JUSTIFICATION / LOCATION</b>			
Reconstruct bridge. Bridge is in poor condition.	Construction	\$	750,000
	<b>TOTAL</b>		<b>\$ 750,000</b>
	<b>NON-DEBT REVENUE SOURCE (Type/Object/Description/2021 Amount)</b>		
	N	NONE	\$ 0
	<b>PROJECT FINANCIAL SUMMARY</b>	<b>2020</b>	<b>2021</b>
	<b>TOTAL EXPENDITURES</b>	\$ 150,000	\$ 750,000
	<b>PROJECT FUNDING SOURCES</b>		
	DEBT	\$ 150,000	\$ 750,000
	FEDERAL	0	0
	STATE	0	0
	MUNICIPAL	0	0
	OTHER	0	0
	<b>TOTAL FUNDING SOURCES</b>	<b>\$ 150,000</b>	<b>\$ 750,000</b>



# CAPITAL PROJECT DETAIL SHEET

**Year:** 2021  
**Org:** HWCONCAP  
**Account:** NEW: CTH KP (BLACK EARTH CR BR B-13-0215)

**Fund:** HIGHWAY CONSTRUCTION CAPITAL  
**Agency:** PUBLIC WORKS, HIGHWAY & TRANSP

PROJECT TITLE	PROJECT COST COMPONENTS (budget year)	
CTH KP (Black Earth Cr Br B-13-0215)	<u>Quantity and/or descriptive information</u>	<u>Cost</u>
<b>PROJECT DESCRIPTION / JUSTIFICATION / LOCATION</b>		
Reconstruct bridge. This is a federally funded project. Joint with Village of Cross Plains.  Bridge is in poor condition.	Design	\$ 27,000
	<b>TOTAL \$</b>	<b>27,000</b>
	<b>NON-DEBT REVENUE SOURCE (Type/Object/Description/2021 Amount)</b>	
	N NONE	\$ 0
	<b>PROJECT FINANCIAL SUMMARY</b>	<b>2020      2021</b>
	<b>TOTAL EXPENDITURES</b>	\$ 0      \$ 27,000
	<b>PROJECT FUNDING SOURCES</b>	
	DEBT	\$ 0      \$ 27,000
	FEDERAL	0      0
	STATE	0      0
	MUNICIPAL	0      0
	OTHER	0      0
	<b>TOTAL FUNDING SOURCES</b>	<b>\$ 0      \$ 27,000</b>



# CAPITAL PROJECT DETAIL SHEET

**Year:** 2021  
**Org:** HWCONCAP  
**Account:** NEW: CTH KP (USH 14 - STH 19)

**Fund:** HIGHWAY CONSTRUCTION CAPITAL  
**Agency:** PUBLIC WORKS, HIGHWAY & TRANSP

PROJECT TITLE	PROJECT COST COMPONENTS (budget year)	
CTH KP (USH 14 - STH 19)	<u>Quantity and/or descriptive information</u>	<u>Cost</u>
<b>PROJECT DESCRIPTION / JUSTIFICATION / LOCATION</b>	Construction	\$ 1,720,000
<p>Resurface existing roadway.</p> <p>The existing pavement shows excessive distress. This improvement would reduce routine maintenance costs.</p>		
	<b>TOTAL</b>	<b>\$ 1,720,000</b>
	<b>NON-DEBT REVENUE SOURCE (Type/Object/Description/2021 Amount)</b>	
	N   NONE	\$ 0
	<b>PROJECT FINANCIAL SUMMARY</b>	<b>2020</b> <b>2021</b>
	<b>TOTAL EXPENDITURES</b>	\$ 0      \$ 1,720,000
	<b>PROJECT FUNDING SOURCES</b>	
	DEBT	\$ 0      \$ 1,720,000
	FEDERAL	0      0
	STATE	0      0
	MUNICIPAL	0      0
	OTHER	0      0
	<b>TOTAL FUNDING SOURCES</b>	\$ 0      \$ 1,720,000



# CAPITAL PROJECT DETAIL SHEET

**Year:** 2021  
**Org:** HWCONCAP  
**Account:** 57262: CTH M-CTH Q TO STH 113

**Fund:** HIGHWAY CONSTRUCTION CAPITAL  
**Agency:** PUBLIC WORKS, HIGHWAY & TRANSP

PROJECT TITLE	PROJECT COST COMPONENTS (budget year)		
CTH M (Oncken - Bluebill)	<u>Quantity and/or descriptive information</u>		<u>Cost</u>
<b>PROJECT DESCRIPTION / JUSTIFICATION / LOCATION</b>			
<p>Construction of CTH M from Oncken to Bluebill to a 4-lane highway. Joint with Town of Westport. This is a federally funded project.</p> <p>Congestion levels require construction of 4-lane highway and improved intersections.</p>	Construction	\$	10,000,000
	<b>TOTAL</b>		<b>\$ 10,000,000</b>
	<b>NON-DEBT REVENUE SOURCE (Type/Object/Description/2021 Amount)</b>		
	N	NONE	\$ 0
<b>PROJECT FINANCIAL SUMMARY</b>	<b>2020</b>	<b>2021</b>	
<b>TOTAL EXPENDITURES</b>	\$ 1,500,000	\$ 10,000,000	
<b>PROJECT FUNDING SOURCES</b>			
DEBT	\$ 1,500,000	\$ 10,000,000	
FEDERAL	0	0	
STATE	0	0	
MUNICIPAL	0	0	
OTHER	0	0	
<b>TOTAL FUNDING SOURCES</b>	<b>\$ 1,500,000</b>	<b>\$ 10,000,000</b>	



# CAPITAL PROJECT DETAIL SHEET

Year: 2021

Fund: HIGHWAY CONSTRUCTION CAPITAL

Org: HWCONCAP

Agency: PUBLIC WORKS, HIGHWAY &amp; TRANSP

Account: 57163: CTH MM-GROVE ST TO NVL

PROJECT TITLE	PROJECT COST COMPONENTS (budget year)																																												
CTH MM (Grove St - Oregon North Village Limits)	<table border="1"> <thead> <tr> <th data-bbox="1220 347 1858 375"><u>Quantity and/or descriptive information</u></th> <th colspan="2" data-bbox="1858 347 2028 375"><u>Cost</u></th> </tr> </thead> <tbody> <tr> <td data-bbox="1220 402 1858 430">Construction</td> <td data-bbox="1858 402 1900 430">\$</td> <td data-bbox="1900 402 2028 430">400,000</td> </tr> <tr> <td colspan="2" data-bbox="1780 954 1900 982" style="text-align: right;"><b>TOTAL</b></td> <td data-bbox="1900 954 2028 982"><b>\$ 400,000</b></td> </tr> </tbody> </table>			<u>Quantity and/or descriptive information</u>	<u>Cost</u>		Construction	\$	400,000	<b>TOTAL</b>		<b>\$ 400,000</b>																																	
<u>Quantity and/or descriptive information</u>	<u>Cost</u>																																												
Construction	\$	400,000																																											
<b>TOTAL</b>		<b>\$ 400,000</b>																																											
PROJECT DESCRIPTION / JUSTIFICATION / LOCATION																																													
<p>Remove existing pavement and base. Add new base course and resurface between existing curbs with HMA. Joint with Village of Oregon.</p> <p>The existing pavement shows excessive distress. This improvement would reduce routine maintenance costs.</p>	<table border="1"> <thead> <tr> <th colspan="3" data-bbox="1220 992 2028 1036">NON-DEBT REVENUE SOURCE (Type/Object/Description/2021 Amount)</th> </tr> </thead> <tbody> <tr> <td data-bbox="1220 1040 1262 1073">M</td> <td data-bbox="1262 1040 1858 1073">80702 CTH MM-VILLAGE OF OREGON</td> <td data-bbox="1858 1040 2028 1073">\$ 200,000</td> </tr> <tr> <th colspan="2" data-bbox="1220 1089 1675 1133">PROJECT FINANCIAL SUMMARY</th> <th data-bbox="1675 1089 1858 1133">2020</th> <th data-bbox="1858 1089 2028 1133">2021</th> </tr> <tr> <td colspan="2" data-bbox="1220 1154 1675 1187"><b>TOTAL EXPENDITURES</b></td> <td data-bbox="1675 1154 1858 1187">\$ 0</td> <td data-bbox="1858 1154 2028 1187">\$ 400,000</td> </tr> <tr> <td colspan="2" data-bbox="1220 1214 1675 1247"><b>PROJECT FUNDING SOURCES</b></td> <td colspan="2" data-bbox="1675 1214 2028 1247"></td> </tr> <tr> <td colspan="2" data-bbox="1220 1252 1675 1284">DEBT</td> <td data-bbox="1675 1252 1858 1284">\$ 0</td> <td data-bbox="1858 1252 2028 1284">\$ 200,000</td> </tr> <tr> <td colspan="2" data-bbox="1220 1295 1675 1328">FEDERAL</td> <td data-bbox="1675 1295 1858 1328">0</td> <td data-bbox="1858 1295 2028 1328">0</td> </tr> <tr> <td colspan="2" data-bbox="1220 1339 1675 1372">STATE</td> <td data-bbox="1675 1339 1858 1372">0</td> <td data-bbox="1858 1339 2028 1372">0</td> </tr> <tr> <td colspan="2" data-bbox="1220 1383 1675 1416">MUNICIPAL <u>VILLAGE OF OREGON</u></td> <td data-bbox="1675 1383 1858 1416">0</td> <td data-bbox="1858 1383 2028 1416">200,000</td> </tr> <tr> <td colspan="2" data-bbox="1220 1427 1675 1459">OTHER</td> <td data-bbox="1675 1427 1858 1459">0</td> <td data-bbox="1858 1427 2028 1459">0</td> </tr> <tr> <td colspan="2" data-bbox="1220 1471 1675 1503"><b>TOTAL FUNDING SOURCES</b></td> <td data-bbox="1675 1471 1858 1503">\$ 0</td> <td data-bbox="1858 1471 2028 1503">\$ 400,000</td> </tr> </tbody> </table>			NON-DEBT REVENUE SOURCE (Type/Object/Description/2021 Amount)			M	80702 CTH MM-VILLAGE OF OREGON	\$ 200,000	PROJECT FINANCIAL SUMMARY		2020	2021	<b>TOTAL EXPENDITURES</b>		\$ 0	\$ 400,000	<b>PROJECT FUNDING SOURCES</b>				DEBT		\$ 0	\$ 200,000	FEDERAL		0	0	STATE		0	0	MUNICIPAL <u>VILLAGE OF OREGON</u>		0	200,000	OTHER		0	0	<b>TOTAL FUNDING SOURCES</b>		\$ 0	\$ 400,000
NON-DEBT REVENUE SOURCE (Type/Object/Description/2021 Amount)																																													
M	80702 CTH MM-VILLAGE OF OREGON	\$ 200,000																																											
PROJECT FINANCIAL SUMMARY		2020	2021																																										
<b>TOTAL EXPENDITURES</b>		\$ 0	\$ 400,000																																										
<b>PROJECT FUNDING SOURCES</b>																																													
DEBT		\$ 0	\$ 200,000																																										
FEDERAL		0	0																																										
STATE		0	0																																										
MUNICIPAL <u>VILLAGE OF OREGON</u>		0	200,000																																										
OTHER		0	0																																										
<b>TOTAL FUNDING SOURCES</b>		\$ 0	\$ 400,000																																										





# CAPITAL PROJECT DETAIL SHEET

**Year:** 2021  
**Org:** HWCONCAP  
**Account:** NEW: CTH MN (HOLSCHER RD - CTH AB)

**Fund:** HIGHWAY CONSTRUCTION CAPITAL  
**Agency:** PUBLIC WORKS, HIGHWAY & TRANSP

PROJECT TITLE	PROJECT COST COMPONENTS (budget year)	
CTH MN (Holscher Rd - CTH AB)		
PROJECT DESCRIPTION / JUSTIFICATION / LOCATION	<b>Quantity and/or descriptive information</b>	
<p>This project involves reconstructing this section of highway. Village of McFarland is the lead agency.</p> <p>The existing pavement shows excessive distress. This improvement would reduce routine maintenance costs.</p>	Construction	\$ 925,000
	<b>TOTAL \$ 925,000</b>	
<b>NON-DEBT REVENUE SOURCE (Type/Object/Description/2021 Amount)</b>		
N	NONE	\$ 0
PROJECT FINANCIAL SUMMARY	2020	2021
<b>TOTAL EXPENDITURES</b>	\$ 0	\$ 925,000
<b>PROJECT FUNDING SOURCES</b>		
DEBT	\$ 0	\$ 925,000
FEDERAL	0	0
STATE	0	0
MUNICIPAL	0	0
OTHER	0	0
<b>TOTAL FUNDING SOURCES</b>	<b>\$ 0</b>	<b>\$ 925,000</b>



# CAPITAL PROJECT DETAIL SHEET

**Year:** 2021  
**Org:** HWCONCAP  
**Account:** NEW: CTH N (CTH TT - 3400' N OF CTH TT)

**Fund:** HIGHWAY CONSTRUCTION CAPITAL  
**Agency:** PUBLIC WORKS, HIGHWAY & TRANSP

PROJECT TITLE	PROJECT COST COMPONENTS (budget year)	
CTH N (CTH TT - 3400' N of CTH TT)	<u>Quantity and/or descriptive information</u>	<u>Cost</u>
<b>PROJECT DESCRIPTION / JUSTIFICATION / LOCATION</b>	Design	\$ 100,000
<p>Improve to urban standards with turn lanes. Village of Cottage Grove is lead agency.</p> <p>The existing pavement shows excessive distress. This improvement would reduce routine maintenance costs.</p>	<b>TOTAL \$ 100,000</b>	
<b>NON-DEBT REVENUE SOURCE (Type/Object/Description/2021 Amount)</b>		
N	NONE	\$ 0
<b>PROJECT FINANCIAL SUMMARY</b>		<b>2020</b>
		<b>2021</b>
<b>TOTAL EXPENDITURES</b>		\$ 0
		\$ 100,000
<b>PROJECT FUNDING SOURCES</b>		
DEBT		\$ 0
FEDERAL		0
STATE		0
MUNICIPAL		0
OTHER		0
<b>TOTAL FUNDING SOURCES</b>		\$ 0
		\$ 100,000



# CAPITAL PROJECT DETAIL SHEET

**Year:** 2021  
**Org:** HWCONCAP  
**Account:** NEW: CTH U (SOUTH CO LINE - STH 92)

**Fund:** HIGHWAY CONSTRUCTION CAPITAL  
**Agency:** PUBLIC WORKS, HIGHWAY & TRANSP

PROJECT TITLE	PROJECT COST COMPONENTS (budget year)							
CTH U (South Co Line - STH 92)	<table border="1" style="width: 100%; border-collapse: collapse;"> <thead> <tr> <th style="text-align: left;"><u>Quantity and/or descriptive information</u></th> <th style="text-align: right;"><u>Cost</u></th> </tr> </thead> <tbody> <tr> <td style="text-align: right;">Construction</td> <td style="text-align: right;">\$ 1,285,000</td> </tr> <tr> <td colspan="2" style="text-align: right;"><b>TOTAL \$ 1,285,000</b></td> </tr> </tbody> </table>		<u>Quantity and/or descriptive information</u>	<u>Cost</u>	Construction	\$ 1,285,000	<b>TOTAL \$ 1,285,000</b>	
<u>Quantity and/or descriptive information</u>	<u>Cost</u>							
Construction	\$ 1,285,000							
<b>TOTAL \$ 1,285,000</b>								
PROJECT DESCRIPTION / JUSTIFICATION / LOCATION	<b>NON-DEBT REVENUE SOURCE (Type/Object/Description/2021 Amount)</b>							
<p>Resurface existing roadway.</p> <p>The existing pavement shows excessive distress. This improvement would reduce routine maintenance costs.</p>	N	NONE	\$ 0					
	PROJECT FINANCIAL SUMMARY		2020	2021				
	<b>TOTAL EXPENDITURES</b>		\$ 0	\$ 1,285,000				
	<b>PROJECT FUNDING SOURCES</b>							
	DEBT		\$ 0	\$ 1,285,000				
	FEDERAL		0	0				
	STATE		0	0				
	MUNICIPAL		0	0				
	OTHER		0	0				
	<b>TOTAL FUNDING SOURCES</b>		<b>\$ 0</b>	<b>\$ 1,285,000</b>				



# CAPITAL PROJECT DETAIL SHEET

**Year:** 2021

**Fund:** HIGHWAY CONSTRUCTION CAPITAL

**Org:** HWCONCAP

**Agency:** PUBLIC WORKS, HIGHWAY & TRANSP

**Account:** NEW: CTH Y (DUNLAP CREEK BRIDGE B-13-0589)

PROJECT TITLE	PROJECT COST COMPONENTS (budget year)		
CTH Y (Dunlap Creek Bridge B-13-0589)	<u>Quantity and/or descriptive information</u>		<u>Cost</u>
<b>PROJECT DESCRIPTION / JUSTIFICATION / LOCATION</b>	Design		\$ 22,000
<p>Reconstruct bridge. This is a federally funded project.</p> <p>Bridge is in poor condition.</p>			
<b>TOTAL \$</b>		<b>22,000</b>	
<b>NON-DEBT REVENUE SOURCE (Type/Object/Description/2021 Amount)</b>			
N	NONE	\$	0
<b>PROJECT FINANCIAL SUMMARY</b>		<b>2020</b>	<b>2021</b>
<b>TOTAL EXPENDITURES</b>		\$ 0	\$ 22,000
<b>PROJECT FUNDING SOURCES</b>			
DEBT		\$ 0	\$ 22,000
FEDERAL		0	0
STATE		0	0
MUNICIPAL		0	0
OTHER		0	0
<b>TOTAL FUNDING SOURCES</b>		\$ 0	\$ 22,000



# CAPITAL PROJECT DETAIL SHEET

**Year:** 2021  
**Org:** HWCONCAP  
**Account:** 57633: HIGHWAY CULVERT REPLACEMENTS

**Fund:** HIGHWAY CONSTRUCTION CAPITAL  
**Agency:** PUBLIC WORKS, HIGHWAY & TRANSP

PROJECT TITLE	PROJECT COST COMPONENTS (budget year)		
Capital Culvert Replacement	<u>Quantity and/or descriptive information</u>		<u>Cost</u>
<b>PROJECT DESCRIPTION / JUSTIFICATION / LOCATION</b>			
Replace culverts that are in poor condition	Replacement	\$	1,000,000
	<b>TOTAL</b>		<b>\$ 1,000,000</b>
	<b>NON-DEBT REVENUE SOURCE (Type/Object/Description/2021 Amount)</b>		
	N	NONE	\$ 0
	<b>PROJECT FINANCIAL SUMMARY</b>		
		<b>2020</b>	<b>2021</b>
<b>TOTAL EXPENDITURES</b>	\$	1,000,000	\$ 1,000,000
<b>PROJECT FUNDING SOURCES</b>			
DEBT	\$	1,000,000	\$ 1,000,000
FEDERAL		0	0
STATE		0	0
MUNICIPAL		0	0
OTHER		0	0
<b>TOTAL FUNDING SOURCES</b>	<b>\$</b>	<b>1,000,000</b>	<b>\$ 1,000,000</b>



# CAPITAL PROJECT DETAIL SHEET

**Year:** 2021  
**Org:** HWFLTFAC  
**Account:** NEW: BRINE TRUCK

**Fund:** HIGHWAY  
**Agency:** PUBLIC WORKS, HIGHWAY & TRANSP

PROJECT TITLE	PROJECT COST COMPONENTS (budget year)		
BRINE TRUCK			
PROJECT DESCRIPTION / JUSTIFICATION / LOCATION	<u>Quantity and/or descriptive information</u>		<u>Cost</u>
4,000 GAL BRINE TRUCK FOR APPLYING DEICING MATERIALS TO ROADWAYS. REPLACES OLD BRINE TRUCK.	BRINE TRUCK	1	140,000 \$ 140,000
	<b>TOTAL</b>		<b>\$ 140,000</b>
<b>NON-DEBT REVENUE SOURCE (Type/Object/Description/2021 Amount)</b>			
N	NONE		\$ 0
PROJECT FINANCIAL SUMMARY		2020	2021
<b>TOTAL EXPENDITURES</b>		\$ 0	\$ 140,000
<b>PROJECT FUNDING SOURCES</b>			
DEBT		\$ 0	\$ 140,000
FEDERAL _____		0	0
STATE _____		0	0
MUNICIPAL _____		0	0
OTHER _____		0	0
<b>TOTAL FUNDING SOURCES</b>		<b>\$ 0</b>	<b>\$ 140,000</b>



# CAPITAL PROJECT DETAIL SHEET

Year: 2021 Fund: HIGHWAY  
 Org: HWFLTFAC Agency: PUBLIC WORKS, HIGHWAY & TRANSP  
 Account: NEW: BROOM TRACTOR

PROJECT TITLE	PROJECT COST COMPONENTS (budget year)		
BROOM TRACTOR			
PROJECT DESCRIPTION / JUSTIFICATION / LOCATION	<u>Quantity and/or descriptive information</u>		<u>Cost</u>
REPLACE BROCE BROOM TRACTOR.	BROOM TRACTOR	1	66,000 \$ 66,000
	<b>TOTAL</b>		<b>\$ 66,000</b>
<b>NON-DEBT REVENUE SOURCE (Type/Object/Description/2021 Amount)</b>			
N	NONE		\$ 0
PROJECT FINANCIAL SUMMARY		2020	2021
<b>TOTAL EXPENDITURES</b>		\$ 0	\$ 66,000
<b>PROJECT FUNDING SOURCES</b>			
DEBT		\$ 0	\$ 66,000
FEDERAL		0	0
STATE		0	0
MUNICIPAL		0	0
OTHER		0	0
<b>TOTAL FUNDING SOURCES</b>		\$ 0	\$ 66,000



# CAPITAL PROJECT DETAIL SHEET

Year: 2021

Fund: HIGHWAY

Org: HWFLTFAC

Agency: PUBLIC WORKS, HIGHWAY & TRANSP

Account: 57135: BROOMS FOR TRUCKS

PROJECT TITLE	PROJECT COST COMPONENTS (budget year)		
TRUCK BROOMS	<u>Quantity and/or descriptive information</u>		<u>Cost</u>
<b>PROJECT DESCRIPTION / JUSTIFICATION / LOCATION</b>	TRUCK BROOMS	2	17,000 \$ 34,000
REPLACE TRUCK BROOMS.			<b>TOTAL \$ 34,000</b>
<b>NON-DEBT REVENUE SOURCE (Type/Object/Description/2021 Amount)</b>			
	N	NONE	\$ 0
<b>PROJECT FINANCIAL SUMMARY</b>		<b>2020</b>	<b>2021</b>
<b>TOTAL EXPENDITURES</b>		\$ 0	\$ 34,000
<b>PROJECT FUNDING SOURCES</b>			
DEBT		\$ 0	\$ 34,000
FEDERAL _____		0	0
STATE _____		0	0
MUNICIPAL _____		0	0
OTHER _____		0	0
<b>TOTAL FUNDING SOURCES</b>		<b>\$ 0</b>	<b>\$ 34,000</b>





# CAPITAL PROJECT DETAIL SHEET

Year: 2021  
 Org: HWFLTFAC  
 Account: 58043: CNG SEMI TRACTOR

Fund: HIGHWAY  
 Agency: PUBLIC WORKS, HIGHWAY & TRANSP

PROJECT TITLE	PROJECT COST COMPONENTS (budget year)		
CNG SEMI TRACTOR			
PROJECT DESCRIPTION / JUSTIFICATION / LOCATION	<u>Quantity and/or descriptive information</u>		<u>Cost</u>
REPLACE CNG SEMI TRACTOR	CNG SEMI TRACTOR 1	170,000 \$	170,000
	<b>TOTAL \$</b>		<b>170,000</b>
	NON-DEBT REVENUE SOURCE (Type/Object/Description/2021 Amount)		
	N	NONE	\$ 0
PROJECT FINANCIAL SUMMARY		2020	2021
<b>TOTAL EXPENDITURES</b>		\$ 0	\$ 170,000
<b>PROJECT FUNDING SOURCES</b>			
DEBT		\$ 0	\$ 170,000
FEDERAL _____		0	0
STATE _____		0	0
MUNICIPAL _____		0	0
OTHER _____		0	0
<b>TOTAL FUNDING SOURCES</b>		\$ 0	\$ 170,000



# CAPITAL PROJECT DETAIL SHEET

**Year:** 2021  
**Org:** HWFLTFAC  
**Account:** NEW: CNG TRAILERS

**Fund:** HIGHWAY  
**Agency:** PUBLIC WORKS, HIGHWAY & TRANSP

PROJECT TITLE	PROJECT COST COMPONENTS (budget year)		
CNG TRAILERS	<u>Quantity and/or descriptive information</u>		<u>Cost</u>
<b>PROJECT DESCRIPTION / JUSTIFICATION / LOCATION</b>	CNG TRAILERS	3	500,000 \$ 1,500,000
CNG TRAILERS TO BE SITED IN THE COUNTY TO ALLOW FUELING OF CNG PLOW TRUCKS IN AREAS NOT SERVED BY CNG FUELING SITES.	<b>TOTAL \$ 1,500,000</b>		
	<b>NON-DEBT REVENUE SOURCE (Type/Object/Description/2021 Amount)</b>		
	N	NONE	\$ 0
	<b>PROJECT FINANCIAL SUMMARY</b>		
		<b>2020</b>	<b>2021</b>
<b>TOTAL EXPENDITURES</b>		\$ 0	\$ 1,500,000
<b>PROJECT FUNDING SOURCES</b>			
DEBT		\$ 0	\$ 1,500,000
FEDERAL		0	0
STATE		0	0
MUNICIPAL		0	0
OTHER		0	0
<b>TOTAL FUNDING SOURCES</b>		<b>\$ 0</b>	<b>\$ 1,500,000</b>



# CAPITAL PROJECT DETAIL SHEET

**Year:** 2021  
**Org:** HWFLTFAC  
**Account:** 58866: EMERGENCY REPAIR/REPLACEMENT

**Fund:** HIGHWAY  
**Agency:** PUBLIC WORKS, HIGHWAY & TRANSP

PROJECT TITLE	PROJECT COST COMPONENTS (budget year)	
EMERGENCY REPAIR/REPLACEMENT EQUIPMENT	<u>Quantity and/or descriptive information</u>	<u>Cost</u>
<b>PROJECT DESCRIPTION / JUSTIFICATION / LOCATION</b>		
Provides for unanticipated equipment needs, for efficiencies to be provided by innovations, or to fill needs in an emergency.	EMERGENCY REPAIR/REPLACEMENT EQUIPMENT	\$ 50,000
	<b>TOTAL</b>	<b>\$ 50,000</b>
	<b>NON-DEBT REVENUE SOURCE (Type/Object/Description/2021 Amount)</b>	
	N NONE	\$ 0
	<b>PROJECT FINANCIAL SUMMARY</b>	<b>2020      2021</b>
	<b>TOTAL EXPENDITURES</b>	\$ 50,000    \$ 50,000
	<b>PROJECT FUNDING SOURCES</b>	
	DEBT	\$ 50,000    \$ 50,000
	FEDERAL	0            0
	STATE	0            0
	MUNICIPAL	0            0
	OTHER	0            0
	<b>TOTAL FUNDING SOURCES</b>	\$ 50,000    \$ 50,000



# CAPITAL PROJECT DETAIL SHEET

**Year:** 2021  
**Org:** HWFLTFAC  
**Account:** 57406: EXCAVATOR

**Fund:** HIGHWAY  
**Agency:** PUBLIC WORKS, HIGHWAY & TRANSP

PROJECT TITLE	PROJECT COST COMPONENTS (budget year)			
EXCAVATOR	<u>Quantity and/or descriptive information</u>		<u>Cost</u>	
<b>PROJECT DESCRIPTION / JUSTIFICATION / LOCATION</b>	EXCAVATOR	1	220,000 \$ 220,000	
REPLACE EXCAVATOR UNDER REPURCHASE AGREEMENT	Trade in		\$ (159,600)	
	<b>TOTAL</b>		<b>\$ 60,400</b>	
	<b>NON-DEBT REVENUE SOURCE (Type/Object/Description/2021 Amount)</b>			
	N	NONE	\$ 0	
	<b>PROJECT FINANCIAL SUMMARY</b>		<b>2020</b>	<b>2021</b>
	<b>TOTAL EXPENDITURES</b>		\$ 0	\$ 60,400
	<b>PROJECT FUNDING SOURCES</b>			
	DEBT		\$ 0	\$ 60,400
	FEDERAL _____		0	0
	STATE _____		0	0
MUNICIPAL _____		0	0	
OTHER _____		0	0	
<b>TOTAL FUNDING SOURCES</b>		\$ 0	\$ 60,400	



# CAPITAL PROJECT DETAIL SHEET

**Year:** 2021  
**Org:** HWFLTFAC  
**Account:** NEW: EXCAVATOR HOE PACK

**Fund:** HIGHWAY  
**Agency:** PUBLIC WORKS, HIGHWAY & TRANSP

PROJECT TITLE	PROJECT COST COMPONENTS (budget year)	
EXCAVATOR HOE PACK	<u>Quantity and/or descriptive information</u>	<u>Cost</u>
<b>PROJECT DESCRIPTION / JUSTIFICATION / LOCATION</b>		
EXCAVATOR ATTACHMENT FOR COMPACTING BASE MATERIALS ON CONSTRUCTION SITES.	EXCAVATOR HOE PACK	\$ 10,000
	<b>TOTAL \$ 10,000</b>	
	<b>NON-DEBT REVENUE SOURCE (Type/Object/Description/2021 Amount)</b>	
	N NONE	\$ 0
	<b>PROJECT FINANCIAL SUMMARY</b>	<b>2020      2021</b>
	<b>TOTAL EXPENDITURES</b>	\$ 0    \$ 10,000
	<b>PROJECT FUNDING SOURCES</b>	
	DEBT	\$ 0    \$ 10,000
	FEDERAL _____	0      0
	STATE _____	0      0
	MUNICIPAL _____	0      0
	OTHER _____	0      0
	<b>TOTAL FUNDING SOURCES</b>	\$ 0    \$ 10,000



# CAPITAL PROJECT DETAIL SHEET

**Year:** 2021  
**Org:** HWFLTFAC  
**Account:** 58858: LOADERS

**Fund:** HIGHWAY  
**Agency:** PUBLIC WORKS, HIGHWAY & TRANSP

PROJECT TITLE	PROJECT COST COMPONENTS (budget year)			
LOADERS	<u>Quantity and/or descriptive information</u>		<u>Cost</u>	
<b>PROJECT DESCRIPTION / JUSTIFICATION / LOCATION</b>	LOADERS	2	189,000 \$ 378,000	
LOADERS REPLACED THROUGH REPURCHASE PROGRAM.	TRADE IN	-2	102,500 \$ (205,000)	
			<b>TOTAL \$ 173,000</b>	
	<b>NON-DEBT REVENUE SOURCE (Type/Object/Description/2021 Amount)</b>			
	N	NONE	\$ 0	
	<b>PROJECT FINANCIAL SUMMARY</b>		<b>2020</b>	<b>2021</b>
	<b>TOTAL EXPENDITURES</b>		\$ 0	\$ 173,000
	<b>PROJECT FUNDING SOURCES</b>			
	DEBT		\$ 0	\$ 173,000
	FEDERAL _____		0	0
	STATE _____		0	0
MUNICIPAL _____		0	0	
OTHER _____		0	0	
<b>TOTAL FUNDING SOURCES</b>		\$ 0	\$ 173,000	



# CAPITAL PROJECT DETAIL SHEET

**Year:** 2021  
**Org:** HWFLTFAC  
**Account:** NEW: MOWERS PULL BEHIND

**Fund:** HIGHWAY  
**Agency:** PUBLIC WORKS, HIGHWAY & TRANSP

PROJECT TITLE	PROJECT COST COMPONENTS (budget year)		
MOWERS, PULL BEHIND			
PROJECT DESCRIPTION / JUSTIFICATION / LOCATION	<u>Quantity and/or descriptive information</u>		<u>Cost</u>
REPLACE PULL BEHIND MOWERS	3	MOWERS, PULL BEHIND	18,000 \$ 54,000
	3	TRADE IN	(8,000) \$ (24,000)
	<b>TOTAL</b>		<b>\$ 30,000</b>
<b>NON-DEBT REVENUE SOURCE (Type/Object/Description/2021 Amount)</b>			
N	NONE		\$ 0
PROJECT FINANCIAL SUMMARY		2020	2021
<b>TOTAL EXPENDITURES</b>		\$ 0	\$ 30,000
<b>PROJECT FUNDING SOURCES</b>			
DEBT		\$ 0	\$ 30,000
FEDERAL _____		0	0
STATE _____		0	0
MUNICIPAL _____		0	0
OTHER _____		0	0
<b>TOTAL FUNDING SOURCES</b>		<b>\$ 0</b>	<b>\$ 30,000</b>



# CAPITAL PROJECT DETAIL SHEET

Year: 2021 Fund: HIGHWAY  
 Org: HWFLTFAC Agency: PUBLIC WORKS, HIGHWAY & TRANSP  
 Account: 58864: OTHER EQUIPMENT

PROJECT TITLE	PROJECT COST COMPONENTS (budget year)			
OTHER EQUIPMENT	<u>Quantity and/or descriptive information</u>			
<b>PROJECT DESCRIPTION / JUSTIFICATION / LOCATION</b>	<b>Cost</b>			
REPLACE MACHINIST EQUIPMENT, 3 TRUCK MOUNTED MESSAGE BOARDS AND 6 ARROW BOARDS. NEW RADIOS FOR NEW TRUCKS.	MACHINIST EQUIPMENT		\$ 50,000	
	MESSAGE BOARDS 3	14,500	\$ 43,500	
	ARROW BOARDS 6	5,833	35,000	
	RADIOS		40,000	
	<b>TOTAL</b>		<b>\$ 168,500</b>	
	<b>NON-DEBT REVENUE SOURCE (Type/Object/Description/2021 Amount)</b>			
	N	NONE	\$ 0	
	<b>PROJECT FINANCIAL SUMMARY</b>		<b>2020</b>	<b>2021</b>
	<b>TOTAL EXPENDITURES</b>		\$ 130,000	\$ 168,500
	<b>PROJECT FUNDING SOURCES</b>			
DEBT		\$ 130,000	\$ 168,500	
FEDERAL _____		0	0	
STATE _____		0	0	
MUNICIPAL _____		0	0	
OTHER _____		0	0	
<b>TOTAL FUNDING SOURCES</b>		<b>\$ 130,000</b>	<b>\$ 168,500</b>	











# CAPITAL PROJECT DETAIL SHEET

**Year:** 2021  
**Org:** HWFLTFAC  
**Account:** 59210: SKID STEER TRAILERS

**Fund:** HIGHWAY  
**Agency:** PUBLIC WORKS, HIGHWAY & TRANSP

PROJECT TITLE	PROJECT COST COMPONENTS (budget year)		
SKID STEER TRAILERS	<u>Quantity and/or descriptive information</u>		<u>Cost</u>
<b>PROJECT DESCRIPTION / JUSTIFICATION / LOCATION</b>	3	SKID STEER TRAILERS	6,666 \$ 19,998
REPLACE SKID STEER TRAILERS.			<b>TOTAL \$ 20,000</b>
<b>NON-DEBT REVENUE SOURCE (Type/Object/Description/2021 Amount)</b>			
	N	NONE	\$ 0
<b>PROJECT FINANCIAL SUMMARY</b>		<b>2020</b>	<b>2021</b>
<b>TOTAL EXPENDITURES</b>		\$ 30,000	\$ 20,000
<b>PROJECT FUNDING SOURCES</b>			
DEBT		\$ 30,000	\$ 20,000
FEDERAL _____		0	0
STATE _____		0	0
MUNICIPAL _____		0	0
OTHER _____		0	0
<b>TOTAL FUNDING SOURCES</b>		<b>\$ 30,000</b>	<b>\$ 20,000</b>



# CAPITAL PROJECT DETAIL SHEET

Year: 2021  
 Org: HWFLTFAC  
 Account: NEW: SWEEPER

Fund: HIGHWAY  
 Agency: PUBLIC WORKS, HIGHWAY & TRANSP

PROJECT TITLE	PROJECT COST COMPONENTS (budget year)										
SWEEPER	<u>Quantity and/or descriptive information</u> <span style="float: right;"><u>Cost</u></span>										
PROJECT DESCRIPTION / JUSTIFICATION / LOCATION	<table style="width: 100%; border-collapse: collapse;"> <tr> <td style="width: 60%;">SWEEPER</td> <td style="width: 10%; text-align: center;">1</td> <td style="width: 15%; text-align: right;">40,000</td> <td style="width: 15%; text-align: right;">\$ 40,000</td> </tr> <tr> <td colspan="3" style="text-align: right;"><b>TOTAL</b></td> <td style="text-align: right;"><b>\$ 40,000</b></td> </tr> </table>			SWEEPER	1	40,000	\$ 40,000	<b>TOTAL</b>			<b>\$ 40,000</b>
SWEEPER	1	40,000	\$ 40,000								
<b>TOTAL</b>			<b>\$ 40,000</b>								
REPLACE PARKING RAMP SWEEPER	<b>NON-DEBT REVENUE SOURCE (Type/Object/Description/2021 Amount)</b>										
	N	NONE	\$ 0								
	<b>PROJECT FINANCIAL SUMMARY</b>		<b>2020</b> <b>2021</b>								
	<b>TOTAL EXPENDITURES</b>		\$ 0      \$ 40,000								
	<b>PROJECT FUNDING SOURCES</b>										
	DEBT		\$ 0      \$ 40,000								
	FEDERAL _____		0      0								
	STATE _____		0      0								
	MUNICIPAL _____		0      0								
	OTHER _____		0      0								
	<b>TOTAL FUNDING SOURCES</b>		\$ 0      \$ 40,000								



# CAPITAL PROJECT DETAIL SHEET

Year: 2021 Fund: HIGHWAY  
 Org: HWFLTFAC Agency: PUBLIC WORKS, HIGHWAY & TRANSP  
 Account: NEW: TOW PLOW BUILDINGS

PROJECT TITLE	PROJECT COST COMPONENTS (budget year)		
TOW PLOW BUILDINGS			
PROJECT DESCRIPTION / JUSTIFICATION / LOCATION	<u>Quantity and/or descriptive information</u>		<u>Cost</u>
STORAGE FOR TOW PLOWS.	2	TOW PLOW BUILDINGS	600,000 \$ 1,200,000
	<b>TOTAL</b>		<b>\$ 1,200,000</b>
<b>NON-DEBT REVENUE SOURCE (Type/Object/Description/2021 Amount)</b>			
N	NONE		\$ 0
PROJECT FINANCIAL SUMMARY		2020	2021
<b>TOTAL EXPENDITURES</b>		\$ 0	\$ 1,200,000
<b>PROJECT FUNDING SOURCES</b>			
DEBT		\$ 0	\$ 1,200,000
FEDERAL _____		0	0
STATE _____		0	0
MUNICIPAL _____		0	0
OTHER _____		0	0
<b>TOTAL FUNDING SOURCES</b>		<b>\$ 0</b>	<b>\$ 1,200,000</b>



# CAPITAL PROJECT DETAIL SHEET

Year: 2021  
 Org: HWFLTFAC  
 Account: 58852: TRI AXLE TRUCKS

Fund: HIGHWAY  
 Agency: PUBLIC WORKS, HIGHWAY & TRANSP

PROJECT TITLE	PROJECT COST COMPONENTS (budget year)		
TRI AXLE TRUCK	<u>Quantity and/or descriptive information</u>		<u>Cost</u>
<b>PROJECT DESCRIPTION / JUSTIFICATION / LOCATION</b>	TRI AXLE TRUCK	4	386,000 \$ 1,544,000
REPLACE FOUR PATROL PLOW TRUCKS WITH TRI AXLE PLOW TRUCKS.			<b>TOTAL \$ 1,544,000</b>
<b>NON-DEBT REVENUE SOURCE (Type/Object/Description/2021 Amount)</b>			
	N	NONE	\$ 0
<b>PROJECT FINANCIAL SUMMARY</b>		<b>2020</b>	<b>2021</b>
<b>TOTAL EXPENDITURES</b>		\$ 1,468,000	\$ 1,544,000
<b>PROJECT FUNDING SOURCES</b>			
DEBT		\$ 1,468,000	\$ 1,544,000
FEDERAL _____		0	0
STATE _____		0	0
MUNICIPAL _____		0	0
OTHER _____		0	0
<b>TOTAL FUNDING SOURCES</b>		\$ 1,468,000	\$ 1,544,000



# CAPITAL PROJECT DETAIL SHEET

Year: 2021 Fund: HIGHWAY  
 Org: HWFLTFAC Agency: PUBLIC WORKS, HIGHWAY & TRANSP  
 Account: 58861: WOOD CHIPPER

PROJECT TITLE	PROJECT COST COMPONENTS (budget year)		
WOOD CHIPPER			
PROJECT DESCRIPTION / JUSTIFICATION / LOCATION	<u>Quantity and/or descriptive information</u>		<u>Cost</u>
REPLACE WOOD CHIPPER.	WOOD CHIPPER	1	130,000 \$ 130,000
	<b>TOTAL \$</b>		<b>130,000</b>
<b>NON-DEBT REVENUE SOURCE (Type/Object/Description/2021 Amount)</b>			
N	NONE		\$ 0
PROJECT FINANCIAL SUMMARY		2020	2021
<b>TOTAL EXPENDITURES</b>		\$ 0	\$ 130,000
<b>PROJECT FUNDING SOURCES</b>			
DEBT		\$ 0	\$ 130,000
FEDERAL _____		0	0
STATE _____		0	0
MUNICIPAL _____		0	0
OTHER _____		0	0
<b>TOTAL FUNDING SOURCES</b>		<b>\$ 0</b>	<b>\$ 130,000</b>





# CAPITAL PROJECT DETAIL SHEET

Year: 2021 Fund: AIRPORT  
 Org: AIRINDUS Agency: AIRPORT  
 Account: 57219 COMBINED FEDERAL PROJECTS

PROJECT TITLE	PROJECT COST COMPONENTS (budget year)		
Misc Land Swaps and Releases	<u>Quantity and/or descriptive information</u>		<u>Cost</u>
<b>PROJECT DESCRIPTION / JUSTIFICATION / LOCATION</b>	Misc Land Swaps and Releases		\$ 10,000
Miscellaneous Land Swaps and Releases			
			<b>TOTAL \$ 10,000</b>
	<b>NON-DEBT REVENUE SOURCE (Type/Object/Description/2021 Amount)</b>		
	N	NONE	\$ 0
	<b>PROJECT FINANCIAL SUMMARY</b>		
		<b>2020</b>	<b>2021</b>
	<b>TOTAL EXPENDITURES</b>	#VALUE!	\$ 10,000
	<b>PROJECT FUNDING SOURCES</b>		
	DEBT	#VALUE!	\$ 0
	FEDERAL	0	0
	STATE	0	0
	MUNICIPAL	0	0
	OTHER	0	10,000
	<b>TOTAL FUNDING SOURCES</b>	#VALUE!	\$ 10,000



# CAPITAL PROJECT DETAIL SHEET

**Year:** 2021                      **Fund:** AIRPORT  
**Org:** AIRLNDNG                      **Agency:** AIRPORT  
**Account:** 57219: COMBINED FEDERAL PROJECTS

PROJECT TITLE	PROJECT COST COMPONENTS (budget year)	
State Administered Combined Federal/State Projects	<u>Quantity and/or descriptive information</u>	<u>Cost</u>
<b>PROJECT DESCRIPTION / JUSTIFICATION / LOCATION</b>	Various	\$ 1,226,500
Various Projects: Removal of tree obstructions      \$ 50,000 Misc. pavement repairs              \$300,000 Rehabilitate runway 18/36 shoulders & runway, lighting, & signs:    \$250,000 Concrete joint repairs taxiways B, C, D, H, & air cargo apron & hold bays:    \$101,500 Microsurface and crack fill Taxiway L, South ramp taxi lanes, & East ramp:    \$175,000 Part 150 noise study, update noise exposure maps:      \$50,000 Construct taxiway for east GA ramp area:                      \$300,000	<b>TOTAL \$ 1,226,500</b>	
<b>NON-DEBT REVENUE SOURCE (Type/Object/Description/2021 Amount)</b>		
N	NONE	\$ 0
<b>PROJECT FINANCIAL SUMMARY</b>	<b>2020</b>	<b>2021</b>
<b>TOTAL EXPENDITURES</b>	\$ 1,055,000	\$ 1,226,500
<b>PROJECT FUNDING SOURCES</b>		
DEBT	\$ 0	\$ 0
FEDERAL	0	0
STATE	0	0
MUNICIPAL	0	0
OTHER      Equity	1,055,000	1,226,500
<b>TOTAL FUNDING SOURCES</b>	<b>\$ 1,055,000</b>	<b>\$ 1,226,500</b>



# CAPITAL PROJECT DETAIL SHEET

Year: 2021  
 Org: AIRLNDNG  
 Account: 57389: END LOADER

Fund: AIRPORT  
 Agency: AIRPORT

PROJECT TITLE	PROJECT COST COMPONENTS (budget year)		
Tractor/End Loader			
PROJECT DESCRIPTION / JUSTIFICATION / LOCATION	<u>Quantity and/or descriptive information</u>		<u>Cost</u>
<p>Tractor - John Deere Model 6145 R - 4WD - Cab. 20 year life</p> <p>To replace Tractor #243, 1999 New Holland TV140 - 4WD - Cab, which will be 22 years old.</p>	1	Tractor-John Deere Model 6145R	\$ 156,000
	<b>TOTAL</b>		<b>\$ 156,000</b>
<b>NON-DEBT REVENUE SOURCE (Type/Object/Description/2021 Amount)</b>			
N	NONE		\$ 0
PROJECT FINANCIAL SUMMARY	2020	2021	
<b>TOTAL EXPENDITURES</b>	\$ 425,000	\$ 156,000	
<b>PROJECT FUNDING SOURCES</b>			
DEBT	\$ 0	\$ 0	
FEDERAL	0	0	
STATE	0	0	
MUNICIPAL	0	0	
OTHER Equity	425,000	156,000	
<b>TOTAL FUNDING SOURCES</b>	<b>\$ 425,000</b>	<b>\$ 156,000</b>	



# CAPITAL PROJECT DETAIL SHEET

**Year:** 2021  
**Org:** AIRLNDNG  
**Account:** 57004: MOWER

**Fund:** AIRPORT  
**Agency:** AIRPORT

PROJECT TITLE	PROJECT COST COMPONENTS (budget year)		
Mower	<u>Quantity and/or descriptive information</u>		<u>Cost</u>
<b>PROJECT DESCRIPTION / JUSTIFICATION / LOCATION</b>	1	Mower, 16ft, Toro Groundmaster 5910	\$ 125,000
Toro Groundmaster 5910, 16ft, 4WD, Cab  Add additional mower to increase mowing production on the airfield and other turf areas. As a result the Airport will be better able to maintain these areas to the required grass height on a consistent basis.			<b>TOTAL \$ 125,000</b>
<b>NON-DEBT REVENUE SOURCE (Type/Object/Description/2021 Amount)</b>			
	N	NONE	\$ 0
<b>PROJECT FINANCIAL SUMMARY</b>		<b>2020</b>	<b>2021</b>
<b>TOTAL EXPENDITURES</b>		\$ 0	\$ 125,000
<b>PROJECT FUNDING SOURCES</b>			
DEBT		\$ 0	\$ 0
FEDERAL		0	0
STATE		0	0
MUNICIPAL		0	0
OTHER Equity		0	125,000
<b>TOTAL FUNDING SOURCES</b>		\$ 0	\$ 125,000



# CAPITAL PROJECT DETAIL SHEET

Year: 2021 Fund: AIRPORT  
 Org: AIRLNDNG Agency: AIRPORT  
 Account: 58656: SNOW REMOVAL EQUIPMENT

PROJECT TITLE	PROJECT COST COMPONENTS (budget year)		
Snow Removal Equipment	<u>Quantity and/or descriptive information</u>		<u>Cost</u>
<b>PROJECT DESCRIPTION / JUSTIFICATION / LOCATION</b>	1	Mounted snow blower, high capacity	\$ 900,000
High capacity (3000-4000 tons per hour) rotary snow blower mounted on end loader. RPM Tech, Inc. or equivalent. 20 year life.			
Replaces of dedicated mounted snow blower #397 (1998 Schmidt), which will be 24 years old.			
	<b>TOTAL</b>		<b>\$ 900,000</b>
	<b>NON-DEBT REVENUE SOURCE (Type/Object/Description/2021 Amount)</b>		
	N	NONE	\$ 0
	<b>PROJECT FINANCIAL SUMMARY</b>		<b>2020</b>
			<b>2021</b>
	<b>TOTAL EXPENDITURES</b>		\$ 825,000
			\$ 900,000
	<b>PROJECT FUNDING SOURCES</b>		
	DEBT		\$ 0
	FEDERAL		0
	STATE		0
	MUNICIPAL		0
	OTHER Equity		825,000
	<b>TOTAL FUNDING SOURCES</b>		\$ 825,000
			\$ 900,000



# CAPITAL PROJECT DETAIL SHEET

Year: 2021

Fund: AIRPORT

Org: AIRPRKLT

Agency: AIRPORT

Account: NEW: PARKING TICKET EQUIPMENT

PROJECT TITLE	PROJECT COST COMPONENTS (budget year)		
PARKING TICKET EQUIPMENT	<u>Quantity and/or descriptive information</u>		<u>Cost</u>
<b>PROJECT DESCRIPTION / JUSTIFICATION / LOCATION</b>	1	Parking Ticket Equipment - Economy Lot	\$ 155,000
<p>Parking ticket spitters for the economy lot that would produce bar-coded parking tickets upon entry to the lot.</p> <p>Replaces old hardware that is no longer produced and is incompatible with current parking lot management software. Replaces problematic magnetic-encoded parking tickets with barcode tickets that are more reliable.</p>	<b>TOTAL \$ 155,000</b>		
<b>NON-DEBT REVENUE SOURCE (Type/Object/Description/2021 Amount)</b>			
N	NONE	\$	0
<b>PROJECT FINANCIAL SUMMARY</b>		<b>2020</b>	<b>2021</b>
<b>TOTAL EXPENDITURES</b>		\$ 0	\$ 155,000
<b>PROJECT FUNDING SOURCES</b>			
DEBT		\$ 0	\$ 0
FEDERAL		0	0
STATE		0	0
MUNICIPAL		0	0
OTHER Equity		0	155,000
<b>TOTAL FUNDING SOURCES</b>		\$ 0	\$ 155,000





# CAPITAL PROJECT DETAIL SHEET

Year: 2021 Fund: AIRPORT  
 Org: AIRTERM Agency: AIRPORT  
 Account: 57003: TERMINAL MODERNIZATION PROJECT

PROJECT TITLE	PROJECT COST COMPONENTS (budget year)																																												
Terminal Modernization Project	<table border="1"> <thead> <tr> <th data-bbox="1220 345 1864 375">Quantity and/or descriptive information</th> <th data-bbox="1864 345 2039 375">Cost</th> </tr> </thead> <tbody> <tr> <td data-bbox="1220 399 1864 428">1 Terminal Building</td> <td data-bbox="1864 399 2039 428">\$ 40,000,000</td> </tr> <tr> <td colspan="2" data-bbox="1220 954 2039 984" style="text-align: right;"><b>TOTAL \$ 40,000,000</b></td> </tr> </tbody> </table>			Quantity and/or descriptive information	Cost	1 Terminal Building	\$ 40,000,000	<b>TOTAL \$ 40,000,000</b>																																					
Quantity and/or descriptive information	Cost																																												
1 Terminal Building	\$ 40,000,000																																												
<b>TOTAL \$ 40,000,000</b>																																													
PROJECT DESCRIPTION / JUSTIFICATION / LOCATION																																													
<p>'Year 4 - Modernization and update of terminal building to include the following projects: Expansion of south terminal, south concourse, hold room, check point area, gates, concession space, &amp; replacement of boarding bridges, and commuter concourse demolition.</p> <p>'Several terminal facilities will have exceeded their intended capacity and need to be replaced or upgraded. Passenger numbers dictate a need to expand select concourse hold rooms, restrooms and concession facilities in the terminal. Aging passenger boarding bridges will be replaced with modern equipment utilizing eco friendly pre-conditioned air units. Commensurate with the increase in the terminal footprint the parking facilities will be studied to review their capabilities and will be upgraded to meet existing and future demand. This is year 4 of the project.</p>	<table border="1"> <thead> <tr> <th colspan="3" data-bbox="1213 984 2045 1036">NON-DEBT REVENUE SOURCE (Type/Object/Description/2021 Amount)</th> </tr> </thead> <tbody> <tr> <td data-bbox="1213 1036 1262 1081">N</td> <td data-bbox="1262 1036 1864 1081">NONE</td> <td data-bbox="1864 1036 2045 1081">\$ 0</td> </tr> <tr> <th colspan="2" data-bbox="1213 1081 1682 1138">PROJECT FINANCIAL SUMMARY</th> <th data-bbox="1682 1081 1864 1138">2020</th> <th data-bbox="1864 1081 2045 1138">2021</th> </tr> <tr> <td colspan="2" data-bbox="1213 1138 1682 1203"><b>TOTAL EXPENDITURES</b></td> <td data-bbox="1682 1138 1864 1203">\$ 60,000,000</td> <td data-bbox="1864 1138 2045 1203">\$ 40,000,000</td> </tr> <tr> <td colspan="2" data-bbox="1213 1203 1682 1252"><b>PROJECT FUNDING SOURCES</b></td> <td colspan="2" data-bbox="1682 1203 2045 1252"></td> </tr> <tr> <td colspan="2" data-bbox="1213 1252 1682 1300">DEBT</td> <td data-bbox="1682 1252 1864 1300">\$ 60,000,000</td> <td data-bbox="1864 1252 2045 1300">\$ 40,000,000</td> </tr> <tr> <td colspan="2" data-bbox="1213 1300 1682 1341">FEDERAL</td> <td data-bbox="1682 1300 1864 1341">0</td> <td data-bbox="1864 1300 2045 1341">0</td> </tr> <tr> <td colspan="2" data-bbox="1213 1341 1682 1382">STATE</td> <td data-bbox="1682 1341 1864 1382">0</td> <td data-bbox="1864 1341 2045 1382">0</td> </tr> <tr> <td colspan="2" data-bbox="1213 1382 1682 1422">MUNICIPAL</td> <td data-bbox="1682 1382 1864 1422">0</td> <td data-bbox="1864 1382 2045 1422">0</td> </tr> <tr> <td colspan="2" data-bbox="1213 1422 1682 1463">OTHER</td> <td data-bbox="1682 1422 1864 1463">0</td> <td data-bbox="1864 1422 2045 1463">0</td> </tr> <tr> <td colspan="2" data-bbox="1213 1463 1682 1502"><b>TOTAL FUNDING SOURCES</b></td> <td data-bbox="1682 1463 1864 1502">\$ 60,000,000</td> <td data-bbox="1864 1463 2045 1502">\$ 40,000,000</td> </tr> </tbody> </table>			NON-DEBT REVENUE SOURCE (Type/Object/Description/2021 Amount)			N	NONE	\$ 0	PROJECT FINANCIAL SUMMARY		2020	2021	<b>TOTAL EXPENDITURES</b>		\$ 60,000,000	\$ 40,000,000	<b>PROJECT FUNDING SOURCES</b>				DEBT		\$ 60,000,000	\$ 40,000,000	FEDERAL		0	0	STATE		0	0	MUNICIPAL		0	0	OTHER		0	0	<b>TOTAL FUNDING SOURCES</b>		\$ 60,000,000	\$ 40,000,000
NON-DEBT REVENUE SOURCE (Type/Object/Description/2021 Amount)																																													
N	NONE	\$ 0																																											
PROJECT FINANCIAL SUMMARY		2020	2021																																										
<b>TOTAL EXPENDITURES</b>		\$ 60,000,000	\$ 40,000,000																																										
<b>PROJECT FUNDING SOURCES</b>																																													
DEBT		\$ 60,000,000	\$ 40,000,000																																										
FEDERAL		0	0																																										
STATE		0	0																																										
MUNICIPAL		0	0																																										
OTHER		0	0																																										
<b>TOTAL FUNDING SOURCES</b>		\$ 60,000,000	\$ 40,000,000																																										



## VIII.(d) FINANCING



## **CAPITAL BUDGET FINANCING**

### **A. CAPITAL IMPROVEMENT FINANCIAL POLICIES**

Projects that acquire, create, or improve capital assets require a significant commitment of resources. These large, up-front expenditures benefit the county and its citizens by extending the useful life of existing assets and creating new ones. Decisions regarding the financing of these capital improvements affect the availability of resources for any other purpose.

Funding decisions must therefore be made in light of overall budgetary priorities and needs. Also, funding will consider short- and long-term resource availability and coincide with the useful life and cost of proposed projects. Financial policies of the county are described below.

1. The county is committed to balancing the needs for both maintenance of capital assets and provision of on-going direct services to citizens. In the process, the county will make every effort to maintain and, where appropriate, enhance its capital inventory.
2. The county will only commit to implementing capital projects within its ability to finance improvements using short and long-term resources. The issuance of debt to finance capital improvements is predicated on the county's ability to service the debt over the life of the issue, without jeopardizing availability of tax dollars for operating requirements.
3. Financing decisions must balance the use of pay-as-you-go financing (current financial resources) with long-term (debt) financing. Financing decisions should consider the useful life of improvements and spread capital costs over their useful life. This ensures that projects are paid for by those who benefit from them.
4. The county encourages the leveraging of resources to maximize capital improvement efforts. This includes participation in intergovernmental programs, public/private partnerships, utilization of service charges/user fees, and the issuance of debt.

**CAPITAL BUDGET FINANCING (continued)**

5. Capital improvement decisions consider the impact of operating and maintenance costs to ensure the county's ability to maintain the capital asset and realize the best ongoing financial outcome.

**B. DEBT MANAGEMENT AND DEBT POLICIES**

Financing long-term capital improvements often requires the issuance of debt. This section describes the county's debt policies, and discusses related information on debt limits and credit ratings.

The county has been and will continue to be conservative in its issuance of debt. The county limits the amount of its debt and structures its debt issues with the goal of controlling costs for taxpayers and continuing to get the best possible interest rates in the market.

The county thus borrows far less than allowable amounts. State of Wisconsin Statute Section 67.03 imposes limits on the amount of debt that can be issued by a county:

"The aggregate amount of indebtedness, including existing indebtedness, of any municipality shall not exceed 5% (five percent) of the value of the taxable property located therein as equalized for state purposes."

As of December 31, 2020, the net amount of debt applicable to the statutory limit is \$420,734,972 which is considerably below the maximum of \$3,712,181,350.

When the county anticipates issuing debt, an assessment is made of the condition of the county by an independent credit rating agency. The credit agency considers the county's financial health and debt situation, the economic condition of the area and the county's management of its resources as factors in determining its rating.

The rating is utilized by potential investors to assess their risks in terms of the County's ability to pay them back when the bonds or notes sold become due. The level of risk an investor must assume translates into the interest rate that will be charged to the county to borrow money. The County's current bond ratings are: Standard & Poors Rating Services (S&P)

**DANE COUNTY, WISCONSIN**

**CAPITAL BUDGET FINANCING (continued)**

is AAA. The S&P rating of AAA is the most prestigious in lending and provides the lowest interest available to the county in terms of interest on its debt.

Other county debt policies are listed below:

1. Debt will be limited by the county's intent to finance some capital costs with cash revenues.
2. The county will analyze capital funding alternatives before a decision to sell debt is made.
3. In most circumstances, the county will sell ten-year notes instead of longer-term bonds. Debt will be structured to reduce overall cost of repayment, and to enhance the confidence of investors in Dane County's ability to repay the debt.
4. The county will maintain a segregated Debt Service Fund to provide for principal and interest payments.
5. Debt will be sold with a note or bond rating to provide the county with an independent review of the transaction and to secure the most favorable market interest rate.
6. The proceeds from the sale of notes and bonds will not be used for operations.
7. Debt will not be sold without integrating the costs of debt service with those of day-to-day operations.

**C. EXISTING DEBT**

At December 31, 2020, Dane County will have an outstanding indebtedness for all funds of \$422,520,000. Including associated interest commitments, the total legal obligation is \$475,229,426.

**CAPITAL BUDGET FINANCING (continued)**

Table I and II, which follow present a detailed schedule of debt payments that are due and specific computations for the county's legal debt margin.

All debt outstanding is a general obligation of the county for which an irrevocable, irrevocable tax has been levied at the time of the borrowing, to be included in future tax levies, sufficient to repay the principal and interest payments as they become due.

**D. DEBT AND CASH FINANCING FOR 2021**

The County Executive is proposing a capital budget for 2021 of \$71,649,300 of which \$69,930,600 is proposed to be borrowing proceeds, with the balance from cash from equity applied, Airport funds, or outside revenue. A portion of the total amount recommended for borrowing will be repaid from revenue related to the Alliant Energy Center, Airport, and Solid Waste.

Dane County's structure of existing debt is conservative in that principal repayment is aggressive. Table I shows current debt obligations. Dane County's borrowing is very modest compared to its legal borrowing limit, which is depicted in Table II.

Overall, the proposed capital budget includes projects which have been developed as part of a multi-year Capital Improvement Planning process, with a financing strategy developed to address not only this year's budget but also future year's obligations. The financing strategy uses debt on a limited basis for long-term asset enhancement, which will benefit the public and can be financed by them over a multi-year period.

**DANE COUNTY, WISCONSIN  
2021 PRINCIPAL AND INTEREST PAYMENT SCHEDULE**

YEAR OF MATURITY	2008 Refunding Bonds Series 2008A \$15,455,000 @ 3.105616%		2010 Refunding Bonds Series 2010C \$17,035,000 @ 3.0545440%		2010 Refunding Bonds Series 2010E \$23,735,000 @ 2.5800627%		2011 General Obligation Notes Series 2011A \$11,415,000 @ 2.1%		2012 General Obligation Notes Series 2012B \$15,885,000 @ 1.3244%	
	PRINCIPAL	INTEREST	PRINCIPAL	INTEREST	PRINCIPAL	INTEREST	PRINCIPAL	INTEREST (1)	PRINCIPAL	INTEREST
2021	\$215,000.00	\$4,300.00	\$1,845,000.00	\$142,802.50	\$2,105,000.00	\$167,575.00	\$955,000.00	\$10,028.00	\$1,020,000.00	\$31,100.00
2022			\$1,960,000.00	\$75,460.00	\$2,150,000.00	\$103,750.00			\$1,045,000.00	\$10,450.00
2023					\$2,200,000.00	\$35,750.00				
2024										
2025										
2026										
2027										
2028										
2029										
2030										
2031										
2032										
2033										
2034										
2035										
2036										
2037										
2038										
2039										
2040										
<b>TOTALS</b>	<b>\$215,000.00</b>	<b>\$4,300.00</b>	<b>\$3,805,000.00</b>	<b>\$218,262.50</b>	<b>\$6,455,000.00</b>	<b>\$307,075.00</b>	<b>\$955,000.00</b>	<b>\$10,028.00</b>	<b>\$2,065,000.00</b>	<b>\$41,550.00</b>

YEAR OF MATURITY	2012 General Obligation Bonds Series 2012C \$9,225,000 @ 2.6483%		2013 General Obligation Bonds Series 2013A \$19,835,000 @ 3.8076%		2013 General Obligation Notes Series 2013B \$25,605,000 @ 2.03473%		2014 General Obligation Notes Series 2014A \$35,075,000 @ 1.9597%		2014 General Obligation Bonds Series 2014B \$28,455,000 @ 3.2039074%	
	PRINCIPAL	INTEREST	PRINCIPAL	INTEREST	PRINCIPAL	INTEREST	PRINCIPAL	INTEREST	PRINCIPAL	INTEREST
2021	\$415,000.00	\$181,250.00	\$880,000.00	\$543,853.76	\$1,270,000.00	\$96,168.75	\$2,725,000.00	\$291,946.88	\$1,240,000.00	\$709,118.76
2022	\$435,000.00	\$164,250.00	\$920,000.00	\$507,853.76	\$1,305,000.00	\$59,925.00	\$2,810,000.00	\$206,793.76	\$1,295,000.00	\$658,418.76
2023	\$450,000.00	\$148,800.00	\$950,000.00	\$475,203.76	\$1,345,000.00	\$20,175.00	\$2,900,000.00	\$114,343.76	\$1,345,000.00	\$605,618.76
2024	\$465,000.00	\$135,075.00	\$980,000.00	\$444,416.26			\$2,975,000.00	\$39,046.88	\$1,390,000.00	\$557,868.76
2025	\$480,000.00	\$120,900.00	\$1,015,000.00	\$410,116.26					\$1,435,000.00	\$515,493.76
2026	\$495,000.00	\$106,275.00	\$1,055,000.00	\$372,572.51					\$1,475,000.00	\$471,843.76
2027	\$505,000.00	\$91,275.00	\$1,095,000.00	\$332,260.01					\$1,520,000.00	\$426,918.76
2028	\$520,000.00	\$75,900.00	\$1,135,000.00	\$289,028.76					\$1,570,000.00	\$380,568.76
2029	\$540,000.00	\$60,000.00	\$1,185,000.00	\$242,628.76					\$1,615,000.00	\$331,784.39
2030	\$560,000.00	\$43,500.00	\$1,230,000.00	\$194,328.76					\$1,675,000.00	\$279,331.27
2031	\$575,000.00	\$26,475.00	\$1,285,000.00	\$143,225.63					\$1,730,000.00	\$222,918.76
2032	\$595,000.00	\$8,925.00	\$1,335,000.00	\$88,353.75					\$1,780,000.00	\$162,575.00
2033			\$1,395,000.00	\$29,992.50					\$1,840,000.00	\$99,225.00
2034									\$1,915,000.00	\$33,512.50
2035										
2036										
2037										
2038										
2039										
2040										
<b>TOTALS</b>	<b>\$6,035,000.00</b>	<b>\$1,162,625.00</b>	<b>\$14,460,000.00</b>	<b>\$4,073,834.48</b>	<b>\$3,920,000.00</b>	<b>\$176,268.75</b>	<b>\$11,410,000.00</b>	<b>\$652,131.28</b>	<b>\$21,825,000.00</b>	<b>\$5,455,197.00</b>

**DANE COUNTY, WISCONSIN  
2021 PRINCIPAL AND INTEREST PAYMENT SCHEDULE**

YEAR OF MATURITY	2015 General Obligation Notes Series 2015A \$43,085,000 @ 2.048229%		2015 General Obligation Bonds Series 2015B \$40,960,000 @ 2.71625%		2016 General Obligation Notes Series 2016A \$28,865,000 @ 1.3884%		2016 General Obligation Bonds Series 2016B \$1,935,000 @ 2.3719%		2017 General Obligation Notes Series 2017A \$59,765,000.00	
	PRINCIPAL	INTEREST	PRINCIPAL	INTEREST	PRINCIPAL	INTEREST	PRINCIPAL	INTEREST	PRINCIPAL	INTEREST
2021	\$3,455,000.00	\$488,925.00	\$2,595,000.00	\$884,656.00	\$3,485,000.00	\$285,375.00	\$85,000.00	\$36,525.00	\$5,990,000.00	\$1,143,775.00
2022	\$3,560,000.00	\$383,700.00	\$2,650,000.00	\$828,894.00	\$1,855,000.00	\$205,275.00	\$85,000.00	\$34,825.00	\$6,180,000.00	\$960,275.00
2023	\$3,660,000.00	\$279,975.00	\$2,715,000.00	\$765,144.00	\$1,915,000.00	\$148,725.00	\$90,000.00	\$33,075.00	\$5,090,000.00	\$734,875.00
2024	\$3,770,000.00	\$173,100.00	\$2,790,000.00	\$689,356.00	\$1,960,000.00	\$100,400.00	\$90,000.00	\$31,275.00	\$5,300,000.00	\$527,075.00
2025	\$3,885,000.00	\$58,275.00	\$2,880,000.00	\$604,306.00	\$2,000,000.00	\$60,800.00	\$95,000.00	\$29,425.00	\$5,490,000.00	\$338,725.00
2026			\$2,975,000.00	\$516,481.00	\$2,040,000.00	\$20,400.00	\$95,000.00	\$27,525.00	\$5,625,000.00	\$200,125.00
2027			\$3,070,000.00	\$425,806.00			\$95,000.00	\$25,625.00	\$5,755,000.00	\$71,938.00
2028			\$1,975,000.00	\$347,663.00			\$100,000.00	\$23,675.00		
2029			\$1,170,000.00	\$296,556.00			\$100,000.00	\$21,625.00		
2030			\$1,205,000.00	\$257,963.00			\$105,000.00	\$19,393.75		
2031			\$1,250,000.00	\$216,506.00			\$105,000.00	\$16,847.50		
2032			\$1,295,000.00	\$171,969.00			\$110,000.00	\$14,052.50		
2033			\$1,340,000.00	\$125,856.00			\$110,000.00	\$11,192.50		
2034			\$1,385,000.00	\$77,303.00			\$115,000.00	\$8,181.25		
2035			\$1,440,000.00	\$26,100.00			\$120,000.00	\$4,950.00		
2036							\$120,000.00	\$1,650.00		
2037										
2038										
2039										
2040										
<b>TOTALS</b>	<b>\$18,330,000.00</b>	<b>\$1,383,975.00</b>	<b>\$30,735,000.00</b>	<b>\$6,234,559.00</b>	<b>\$13,255,000.00</b>	<b>\$820,975.00</b>	<b>\$1,620,000.00</b>	<b>\$339,842.50</b>	<b>\$39,430,000.00</b>	<b>\$3,976,788.00</b>

YEAR OF MATURITY	2017 General Obligation Bonds Series 2017B \$8,860,000.00		2017 General Obligation Taxable Notes Series 2017C		2018 General Obligation Notes Series 2018A \$48,450,000 @ 2.483%		2018 General Obligation Bonds Series 2018B \$4,865,000 @ 3.2285%		2018 General Obligation Notes Series 2018C \$11,860,000 @ 3.2355%	
	PRINCIPAL	INTEREST	PRINCIPAL	INTEREST	PRINCIPAL	INTEREST	PRINCIPAL	INTEREST	PRINCIPAL	INTEREST
2021	\$495,000.00	\$219,850.00	\$1,360,000.00	\$327,130.00	\$5,105,000.00	\$1,094,025.00	\$170,000.00	\$164,750.00	\$1,100,000.00	\$294,785.00
2022	\$510,000.00	\$204,775.00	\$1,420,000.00	\$271,530.00	\$4,805,000.00	\$945,375.00	\$175,000.00	\$156,125.00	\$1,130,000.00	\$262,443.00
2023	\$530,000.00	\$189,175.00	\$1,480,000.00	\$213,530.00	\$4,945,000.00	\$799,125.00	\$185,000.00	\$147,125.00	\$1,165,000.00	\$228,009.00
2024	\$545,000.00	\$173,050.00	\$1,540,000.00	\$153,130.00	\$4,240,000.00	\$661,350.00	\$195,000.00	\$137,625.00	\$1,205,000.00	\$191,565.00
2025	\$570,000.00	\$153,475.00	\$1,590,000.00	\$103,250.00	\$4,395,000.00	\$509,850.00	\$205,000.00	\$127,625.00	\$1,240,000.00	\$153,048.00
2026	\$595,000.00	\$130,175.00	\$1,630,000.00	\$63,795.00	\$4,550,000.00	\$353,700.00	\$215,000.00	\$117,125.00	\$1,280,000.00	\$112,088.00
2027	\$620,000.00	\$105,875.00	\$1,670,000.00	\$21,710.00	\$4,685,000.00	\$215,175.00	\$225,000.00	\$107,250.00	\$1,325,000.00	\$68,774.00
2028	\$635,000.00	\$87,125.00			\$4,830,000.00	\$72,450.00	\$235,000.00	\$98,050.00	\$1,370,000.00	\$23,290.00
2029	\$650,000.00	\$73,463.00					\$240,000.00	\$89,750.00		
2030	\$670,000.00	\$56,100.00					\$250,000.00	\$82,400.00		
2031	\$200,000.00	\$43,050.00					\$260,000.00	\$74,425.00		
2032	\$205,000.00	\$36,975.00					\$265,000.00	\$65,894.00		
2033	\$210,000.00	\$30,750.00					\$275,000.00	\$57,119.00		
2034	\$220,000.00	\$24,300.00					\$285,000.00	\$47,841.00		
2035	\$225,000.00	\$17,625.00					\$295,000.00	\$38,053.00		
2036	\$235,000.00	\$10,725.00					\$305,000.00	\$27,738.00		
2037	\$240,000.00	\$3,600.00					\$315,000.00	\$16,888.00		
2038							\$325,000.00	\$5,688.00		
2039										
2040										
<b>TOTALS</b>	<b>\$7,355,000.00</b>	<b>\$1,560,088.00</b>	<b>\$10,690,000.00</b>	<b>\$1,154,075.00</b>	<b>\$37,555,000.00</b>	<b>\$4,651,050.00</b>	<b>\$4,420,000.00</b>	<b>\$1,561,471.00</b>	<b>\$9,815,000.00</b>	<b>\$1,334,002.00</b>



**DANE COUNTY, WISCONSIN  
2021 PRINCIPAL AND INTEREST PAYMENT SCHEDULE**

YEAR OF MATURITY	2018 General Obligation Notes Series 2018D \$7,010,000 @ 2.5735%		2019 General Obligation Notes Series 2019A \$56,120,000 @ 1.4685%		2019 General Obligation Bonds Series 2019B \$20,995,000 @ 2.1686%		2019 General Obligation Airport Notes Series 2019C \$5,510,000 @ 1.6144%		2019 General Obligation Bonds Series 2019D \$34,395,000 @ 1.3544%	
	PRINCIPAL	INTEREST	PRINCIPAL	INTEREST	PRINCIPAL	INTEREST	PRINCIPAL	INTEREST	PRINCIPAL	INTEREST
2021	\$1,400,000.00	\$99,475.00	\$6,205,000.00	\$921,550.00	\$935,000.00	\$482,469.00	\$1,080,000.00	\$69,656.00	\$6,050,000.00	\$688,150.00
2022	\$1,445,000.00	\$56,913.00	\$6,175,000.00	\$797,750.00	\$835,000.00	\$464,769.00	\$1,105,000.00	\$45,075.00	\$6,240,000.00	\$503,800.00
2023	\$1,480,000.00	\$19,425.00	\$6,020,000.00	\$675,800.00	\$850,000.00	\$447,919.00	\$1,125,000.00	\$24,909.00	\$4,945,000.00	\$336,025.00
2024			\$6,140,000.00	\$554,200.00	\$870,000.00	\$430,719.00	\$1,145,000.00	\$8,588.00	\$3,335,000.00	\$211,825.00
2025			\$4,735,000.00	\$445,450.00	\$885,000.00	\$413,169.00			\$3,110,000.00	\$130,700.00
2026			\$4,830,000.00	\$349,800.00	\$910,000.00	\$390,669.00			\$1,845,000.00	\$81,150.00
2027			\$4,925,000.00	\$252,250.00	\$935,000.00	\$362,994.00			\$995,000.00	\$52,750.00
2028			\$5,025,000.00	\$152,750.00	\$965,000.00	\$334,494.00			\$1,020,000.00	\$32,600.00
2029			\$5,125,000.00	\$51,250.00	\$995,000.00	\$305,094.00			\$1,040,000.00	\$12,000.00
2030					\$1,025,000.00	\$274,794.00			\$40,000.00	\$1,200.00
2031					\$1,055,000.00	\$243,594.00			\$40,000.00	\$400.00
2032					\$1,085,000.00	\$216,241.00				
2033					\$1,110,000.00	\$192,225.00				
2034					\$1,135,000.00	\$166,259.00				
2035					\$1,160,000.00	\$139,006.00				
2036					\$1,190,000.00	\$110,356.00				
2037					\$1,220,000.00	\$80,231.00				
2038					\$1,250,000.00	\$49,356.00				
2039					\$1,285,000.00	\$16,866.00				
2040										
<b>TOTALS</b>	<b>\$4,325,000.00</b>	<b>\$175,813.00</b>	<b>\$49,180,000.00</b>	<b>\$4,200,800.00</b>	<b>\$19,695,000.00</b>	<b>\$5,121,224.00</b>	<b>\$4,455,000.00</b>	<b>\$148,228.00</b>	<b>\$28,660,000.00</b>	<b>\$2,050,600.00</b>

YEAR OF MATURITY	2020 General Obligation Notes Series 2020A \$45,855,000.00		2020 General Obligation Bonds Series 2020B \$9,020,000.00		2020 General Obligation Notes Series 2020C \$16,980,000.00		Totals	
	PRINCIPAL	INTEREST	PRINCIPAL	INTEREST	PRINCIPAL	INTEREST	PRINCIPAL	INTEREST
2021	\$5,930,000.00	\$559,017.50	\$525,000.00	\$184,428.13	\$1,785,000.00	\$121,512.26	\$60,420,000.00	\$10,244,197.54
2022	\$5,935,000.00	\$565,551.25	\$390,000.00	\$150,537.50	\$1,805,000.00	\$101,388.75	\$58,220,000.00	\$8,725,902.78
2023	\$5,935,000.00	\$562,583.75	\$385,000.00	\$142,787.50	\$1,805,000.00	\$98,425.00	\$53,510,000.00	\$7,244,523.53
2024	\$5,050,000.00	\$510,600.00	\$390,000.00	\$135,037.50	\$1,820,000.00	\$90,077.50	\$46,195,000.00	\$5,955,379.90
2025	\$5,135,000.00	\$408,750.00	\$400,000.00	\$127,137.50	\$1,825,000.00	\$81,418.75	\$41,370,000.00	\$4,791,914.27
2026	\$3,440,000.00	\$323,000.00	\$405,000.00	\$119,087.50	\$1,560,000.00	\$70,940.00	\$35,020,000.00	\$3,826,751.77
2027	\$3,505,000.00	\$253,550.00	\$415,000.00	\$110,887.50	\$1,570,000.00	\$58,807.00	\$32,910,000.00	\$2,983,845.27
2028	\$3,575,000.00	\$182,750.00	\$420,000.00	\$102,537.50	\$1,585,000.00	\$44,210.00	\$24,960,000.00	\$2,247,092.02
2029	\$3,645,000.00	\$110,550.00	\$430,000.00	\$94,037.50	\$1,605,000.00	\$27,457.50	\$18,340,000.00	\$1,716,196.15
2030	\$3,705,000.00	\$37,050.00	\$440,000.00	\$85,337.50	\$1,620,000.00	\$9,315.00	\$12,525,000.00	\$1,340,713.28
2031			\$450,000.00	\$76,437.50			\$6,950,000.00	\$1,063,879.39
2032			\$455,000.00	\$68,809.38			\$7,125,000.00	\$833,794.63
2033			\$465,000.00	\$62,484.38			\$6,745,000.00	\$608,844.38
2034			\$470,000.00	\$55,762.50			\$5,525,000.00	\$413,159.25
2035			\$475,000.00	\$48,378.13			\$3,715,000.00	\$274,112.13
2036			\$485,000.00	\$40,578.13			\$2,335,000.00	\$191,047.13
2037			\$490,000.00	\$32,350.00			\$2,265,000.00	\$133,069.00
2038			\$500,000.00	\$23,687.50			\$2,075,000.00	\$78,731.50
2039			\$510,000.00	\$14,531.25			\$1,795,000.00	\$31,397.25
2040			\$520,000.00	\$4,875.00			\$520,000.00	\$4,875.00
<b>TOTALS</b>	<b>\$45,855,000.00</b>	<b>\$3,513,402.50</b>	<b>\$9,020,000.00</b>	<b>\$1,679,709.40</b>	<b>\$16,980,000.00</b>	<b>\$701,551.76</b>	<b>\$422,520,000.00</b>	<b>\$52,709,426.17</b>

Footnotes:  
(1) Interest is reported net of applicable rebate.

**COUNTY OF DANE**  
**COMPUTATION OF LEGAL DEBT MARGIN**  
**Est. 12/31/2020**

CHAPTER 67, SECTION 03 OF THE WISCONSIN STATE STATUTES STATES:

"The aggregate amount of indebtedness, including existing indebtedness, of any municipality shall not exceed 5% of the value of the taxable property located therein as equalized for state purposes."

Equalized value of real and personal property including TID values (1)		<u>\$74,243,627,000</u>
Debt limit - 5% of equalized value		\$3,712,181,350
Amount of Debt applicable to debt limit:		
General obligation debt (2)	\$422,520,000	
Less:		
Asset amount in Debt Service Fund available for payment of principal		
Net amount in Debt Service Fund available for payment of principal	<u>\$1,785,028</u>	
Net amount of debt applicable to debt limit		<u>\$420,734,972</u>
Legal debt margin		<u>\$3,291,446,378</u>

- (1) The "Equalized value of real and personal property including TID values" is the sum of the Equalized values plus the values of the tax incremental districts, which valuation is used for purposes of levying the property tax for state forestry tax purposes.
- (2) General obligation debt is defined to be the total County indebtedness for all funds.

COUNTY OF DANE  
2021 BUDGET  
CAPITAL BUDGET CARRYFORWARDS

DEPARTMENT	ORG	OBJECT	ACCOUNT DESCRIPTION	TYPE	MODIFIED BUDGET	ENCUMBRANCE	ACTUAL	BALANCE	AMOUNT TO BE CARRIED FORWARD
ADMINISTRATION	CPADMIN	57067	BAYVIEW REDEVELOPMENT	CAPITAL	\$1,300,000.00	\$0.00	\$0.00	\$1,300,000.00	\$1,300,000
ADMINISTRATION	CPADMIN	57113	BLOOMING GROVE FACILITY	CAPITAL	\$9,567.64	\$0.00	\$0.00	\$9,567.64	\$9,568
ADMINISTRATION	CPADMIN	57199	RE-ENTRY HOUSING PROJECT	CAPITAL	\$313,341.29	\$0.00	\$0.00	\$313,341.29	\$313,341
ADMINISTRATION	CPADMIN	57369	ELECTRIC VEHICLE CHARGING STAT	CAPITAL	\$305,000.00	\$0.00	\$1,138.00	\$303,862.00	\$303,862
ADMINISTRATION	CPADMIN	57441	FEN OAK KITCHEN	CAPITAL	\$38,090.96	\$23,733.86	\$14,357.10	\$0.00	\$0
ADMINISTRATION	CPADMIN	57492	LAND ACQUISITION- COTTAGE GROVE	CAPITAL	\$2,550,000.00	\$0.00	\$2,501,284.61	\$48,715.39	\$48,715
ADMINISTRATION	CPADMIN	57709	LACTATION ROOMS	CAPITAL	\$117,385.00	\$0.00	\$46,065.00	\$71,320.00	\$71,320
ADMINISTRATION	CPADMIN	57739	LED LIGHTING UPGRADES	CAPITAL	\$468,636.58	\$0.00	\$0.00	\$468,636.58	\$468,637
ADMINISTRATION	CPADMIN	57809	MEDICAL EXAMINER BUILDING	CAPITAL	\$10,457.85	\$0.00	\$0.00	\$10,457.85	\$10,458
ADMINISTRATION	CPADMIN	58674	DIM REMODELING	CAPITAL	\$41,282.02	\$22,290.28	\$14,513.67	\$4,478.07	\$4,478
ADMINISTRATION	CPADMIN	58679	SOLAR INITIATIVE	CAPITAL	\$1,364,430.57	\$388,581.00	\$151,427.86	\$824,421.71	\$824,422
ADMINISTRATION	CPADMIN	58715	SUPPORTIVE HOUSING PROJECT	CAPITAL	\$1,000,000.00	\$0.00	\$0.00	\$1,000,000.00	\$1,000,000
ADMINISTRATION	CPADMIN	58720	AFFORDABLE HOUSING DEVEL FUND	CAPITAL	\$12,901,153.15	\$79.15	\$210,016.87	\$12,691,057.13	\$12,691,057
ADMINISTRATION	CPADMIN	58975	WEBSITE REDESIGN	CAPITAL	\$199,889.01	\$58,849.00	\$91,250.00	\$49,790.01	\$49,790
ADMINISTRATION	CPADMIN	84974	BORROWING PROCEEDS	CAPITAL	(\$13,802,385.00)	\$0.00	\$0.00	(\$13,802,385.00)	(\$13,802,385)
AIRPORT	AIRINDUS	58435	ROAD DESIGN PANKRATZ-INTERNATL	CAPITAL	\$459,000.00	\$0.00	\$0.00	\$459,000.00	\$459,000
AIRPORT	AIRINDUS	84974	BORROWING PROCEEDS	CAPITAL	(\$750,000.00)	\$0.00	\$0.00	(\$750,000.00)	(\$750,000)
AIRPORT	AIRINDUS	5700C	FIXED ASSET ADDITIONS-CAP BDGT	CAPITAL	(\$459,000.00)	\$0.00	\$0.00	(\$459,000.00)	(\$459,000)
AIRPORT	AIRINDUS	8497C	CAPITAL ASSET ADDITION OFFSET	CAPITAL	\$750,000.00	\$0.00	\$0.00	\$750,000.00	\$750,000
AIRPORT	AIRLNDNG	57219	COMBINED FEDERAL PROJECTS	CAPITAL	\$18,518,887.89	\$0.00	\$891,765.74	\$17,627,122.15	\$17,627,122
AIRPORT	AIRLNDNG	57389	END LOADER	CAPITAL	\$425,000.00	\$0.00	\$372,158.09	\$52,841.91	\$52,842
AIRPORT	AIRLNDNG	58096	PATROL TRUCK AND PLOW	CAPITAL	\$190,000.00	\$184,642.00	\$0.00	\$5,358.00	\$5,358
AIRPORT	AIRLNDNG	58656	SNOW REMOVAL EQUIPMENT	CAPITAL	\$825,000.00	\$767,816.30	\$0.00	\$57,183.70	\$57,184
AIRPORT	AIRLNDNG	84974	BORROWING PROCEEDS	CAPITAL	(\$12,069,362.00)	\$0.00	\$0.00	(\$12,069,362.00)	(\$12,069,362)
AIRPORT	AIRLNDNG	5700C	FIXED ASSET ADDITIONS-CAP BDGT	CAPITAL	(\$19,958,887.89)	\$0.00	\$0.00	(\$19,958,887.89)	(\$18,694,964)
AIRPORT	AIRLNDNG	8497C	CAPITAL ASSET ADDITION OFFSET	CAPITAL	\$12,069,362.00	\$0.00	\$0.00	\$12,069,362.00	\$12,069,362
AIRPORT	AIRPRKLT	51491	EMPLOYEE PARKING LOT EXPANSION	CAPITAL	\$2,551,738.77	\$0.00	\$42,609.97	\$2,509,128.80	\$2,509,129
AIRPORT	AIRPRKLT	58020	PARKING FACILITY EXPANSION	CAPITAL	\$13,892,108.46	\$0.00	\$857,107.20	\$13,035,001.26	\$13,035,001
AIRPORT	AIRPRKLT	84974	BORROWING PROCEEDS	CAPITAL	(\$15,201,737.00)	\$0.00	\$0.00	(\$15,201,737.00)	(\$15,201,737)
AIRPORT	AIRPRKLT	5700C	FIXED ASSET ADDITIONS-CAP BDGT	CAPITAL	(\$16,443,847.23)	\$0.00	\$0.00	(\$16,443,847.23)	(\$15,544,130)
AIRPORT	AIRPRKLT	8497C	CAPITAL ASSET ADDITION OFFSET	CAPITAL	\$15,201,737.00	\$0.00	\$0.00	\$15,201,737.00	\$15,201,737
AIRPORT	AIRTERM	57003	TERMINAL MODERNIZATION PROJECT	CAPITAL	\$102,972,187.98	\$0.00	\$11,174,770.24	\$91,797,417.74	\$91,797,418
AIRPORT	AIRTERM	57095	BAGGAGE SCREENING MODIFICATION	CAPITAL	\$451,300.00	\$0.00	\$0.00	\$451,300.00	\$451,300
AIRPORT	AIRTERM	57219	COMBINED FEDERAL PROJECTS	CAPITAL	\$4,545,805.91	\$0.00	\$0.00	\$4,545,805.91	\$4,545,806
AIRPORT	AIRTERM	58540	SECURITY ENHANCEMENT PROJECTS	CAPITAL	\$258,321.22	\$0.00	\$0.00	\$258,321.22	\$258,321
AIRPORT	AIRTERM	84974	BORROWING PROCEEDS	CAPITAL	(\$92,490,000.00)	\$0.00	\$0.00	(\$92,490,000.00)	(\$92,490,000)
AIRPORT	AIRTERM	5700C	FIXED ASSET ADDITIONS-CAP BDGT	CAPITAL	(\$108,227,615.11)	\$0.00	\$0.00	(\$108,227,615.11)	(\$97,052,845)
AIRPORT	AIRTERM	8497C	CAPITAL ASSET ADDITION OFFSET	CAPITAL	\$92,490,000.00	\$0.00	\$0.00	\$92,490,000.00	\$92,490,000
ALLIANT ENERGY CENTER	CPAEC	57013	AEC STRATEGIC DESIGN/ACTION PL	CAPITAL	\$100,000.00	\$43,616.72	\$51,383.28	\$5,000.00	\$5,000
ALLIANT ENERGY CENTER	CPAEC	57075	AUDIO/VISUAL EQUIPMENT	CAPITAL	\$12,637.18	\$0.00	\$0.00	\$12,637.18	\$12,637
ALLIANT ENERGY CENTER	CPAEC	57195	CENTER IMPROVEMENTS	CAPITAL	\$405,536.87	\$46,567.95	\$185,829.88	\$173,139.04	\$173,139
ALLIANT ENERGY CENTER	CPAEC	57224	COLISEUM INTERIOR PAINTING	CAPITAL	\$2,979.91	\$0.00	\$0.00	\$2,979.91	\$2,980
ALLIANT ENERGY CENTER	CPAEC	57263	COLISEUM WAYFINDING	CAPITAL	\$35,000.00	\$0.00	\$0.00	\$35,000.00	\$35,000
ALLIANT ENERGY CENTER	CPAEC	57299	COLISEUM TEAM ROOM RENOVATION	CAPITAL	\$873,000.00	\$304,973.44	\$499,085.15	\$68,941.41	\$68,941
ALLIANT ENERGY CENTER	CPAEC	57414	EXPO PREDESIGN & STORMWATER	CAPITAL	\$547,735.20	\$17,044.27	\$351,112.23	\$179,578.70	\$179,579
ALLIANT ENERGY CENTER	CPAEC	58954	VISION AND CONCEPT PLANNING	CAPITAL	\$395.87	\$0.00	\$0.00	\$395.87	\$396
ALLIANT ENERGY CENTER	CPAEC	84974	BORROWING PROCEEDS	CAPITAL	(\$2,203,363.00)	\$0.00	\$0.00	(\$2,203,363.00)	(\$2,203,363)
BADGER PRAIRIE	BPHCCAPP	57115	BPHCC STORMWATER CONTROL SYSTM	CAPITAL	\$20,434.26	\$7,380.92	\$8,454.00	\$4,599.34	\$4,599
BADGER PRAIRIE	BPHCCAPP	57318	COVID CARE AREA	CAPITAL	\$564,600.00	\$0.00	\$0.00	\$564,600.00	\$564,600
BADGER PRAIRIE	BPHCCAPP	57739	LED LIGHTING UPGRADES	CAPITAL	\$131,167.60	\$0.00	\$2,377.08	\$128,790.52	\$128,791
BADGER PRAIRIE	BPHCCAPP	58030	PARKING LOT REPLACEMENT-BPHCC	CAPITAL	\$363,400.00	\$0.00	\$0.00	\$363,400.00	\$363,400
BADGER PRAIRIE	BPHCCAPP	58194	RATED DOOR REPLACEMENT	CAPITAL	\$43,368.98	\$0.00	\$0.00	\$43,368.98	\$43,369
BADGER PRAIRIE	BPHCCAPP	58400	RESIDENT CARE EQUIPMENT/IMPRVM	CAPITAL	\$101,532.31	\$10,559.00	\$19,170.78	\$71,802.53	\$71,803

Table 5 - Capital Budget Carryforwards

732  
COUNTY OF DANE  
2021 BUDGET  
CAPITAL BUDGET CARRYFORWARDS

DEPARTMENT	ORG	OBJECT	ACCOUNT DESCRIPTION	TYPE	MODIFIED BUDGET	ENCUMBRANCE	ACTUAL	BALANCE	AMOUNT TO BE CARRIED FORWARD
BADGER PRAIRIE	BPHCCAPP	58533	SCHEDULING SOFTWARE	CAPITAL	\$88,057.05	\$58,687.05	\$29,370.00	\$0.00	\$0
BADGER PRAIRIE	BPHCCAPP	58550	SERVING KITCHENS	CAPITAL	\$96,800.00	\$0.00	\$0.00	\$96,800.00	\$96,800
BADGER PRAIRIE	BPHCCAPP	84040	COVID HSS GRANT	CAPITAL	(\$564,600.00)	\$0.00	\$0.00	(\$564,600.00)	(\$564,600)
BADGER PRAIRIE	BPHCCAPP	84974	BORROWING PROCEEDS	CAPITAL	(\$778,600.00)	\$0.00	\$0.00	(\$778,600.00)	(\$778,600)
BADGER PRAIRIE	BPHCCAPP	5700C	FIXED ASSET ADDITIONS-CAP BDGT	CAPITAL	(\$880,761.20)	\$0.00	\$0.00	(\$880,761.20)	(\$785,388)
BADGER PRAIRIE	BPHCCAPP	8497C	CAPITAL ASSET ADDITION OFFSET	CAPITAL	\$778,600.00	\$0.00	\$0.00	\$778,600.00	\$778,600
CONSOLIDATED FOODS	CFSADM	58029	CFS HVAC REPLACEMENT	CAPITAL	\$47,349.44	\$3,819.98	\$4,623.75	\$38,905.71	\$38,906
CONSOLIDATED FOODS	CFSADM	58037	CFS JOINT REPLACEMENT	CAPITAL	\$48,979.55	\$0.00	\$0.00	\$48,979.55	\$48,980
CONSOLIDATED FOODS	CFSADM	58044	CFS CARD ACCESS SYSTEM	CAPITAL	\$30,491.95	\$19,907.00	\$2,608.95	\$7,976.00	\$7,976
CONSOLIDATED FOODS	CFSADM	5700C	FIXED ASSET ADDITIONS-CAP BDGT	CAPITAL	(\$126,820.94)	\$0.00	\$0.00	(\$126,820.94)	(\$119,588)
COUNTY BOARD	COBRDCAP	57738	LEGISLATIVE TRACKING SYSTEM	CAPITAL	\$38,535.49	\$0.00	\$11,606.00	\$26,929.49	\$26,929
COUNTY BOARD	COBRDCAP	58015	AV REPLACEMENT IN CHAMBERS	CAPITAL	\$325,000.00	\$15,475.00	\$8,250.00	\$301,275.00	\$301,275
COUNTY BOARD	COBRDCAP	58016	AV REPLACE 3RD FLOOR MTG. RMS.	CAPITAL	\$160,000.00	\$12,775.00	\$0.00	\$147,225.00	\$147,225
COUNTY BOARD	COBRDCAP	58462	ROOM 201 MICROPHONES	CAPITAL	\$10,000.00	\$0.00	\$0.00	\$10,000.00	\$10,000
COUNTY BOARD	COBRDCAP	58875	FURNITURE EQUIP SPACE REMODEL	CAPITAL	\$1,020,512.50	\$19,028.37	\$0.00	\$1,001,484.13	\$1,001,484
COUNTY BOARD	COBRDCAP	84336	CITY SHARE CCB RENOVATIONS	CAPITAL	(\$167,500.00)	\$0.00	\$0.00	(\$167,500.00)	(\$167,500)
COUNTY BOARD	COBRDCAP	84974	BORROWING PROCEEDS	CAPITAL	(\$697,500.00)	\$0.00	\$0.00	(\$697,500.00)	(\$697,500)
DISTRICT ATTORNEY	CPDIST	57157	INVESTIGATOR EQUIPMENT	CAPITAL	\$3,188.00	\$0.00	\$0.00	\$3,188.00	\$3,188
DISTRICT ATTORNEY	CPDIST	57230	COMPUTER EQUIPMENT	CAPITAL	\$34,049.79	\$0.00	\$376.10	\$33,673.69	\$33,674
DISTRICT ATTORNEY	CPDIST	58091	LAPTOPS	CAPITAL	\$45,000.00	\$0.00	\$0.00	\$45,000.00	\$45,000
DISTRICT ATTORNEY	CPDIST	58094	DIGITAL MEDIA CLOUD STORAGE	CAPITAL	\$100,000.00	\$0.00	\$0.00	\$100,000.00	\$100,000
DISTRICT ATTORNEY	CPDIST	58095	DOOR TO SECURED STAIRWELL	CAPITAL	\$5,000.00	\$0.00	\$0.00	\$5,000.00	\$5,000
DISTRICT ATTORNEY	CPDIST	58668	SPACE PLANNING & IMPROVEMENTS	CAPITAL	\$4,662.04	\$0.00	\$0.00	\$4,662.04	\$4,662
DISTRICT ATTORNEY	CPDIST	58946	VIDEO CONFERENCING EQUIPMENT	CAPITAL	\$10,000.00	\$0.00	\$0.00	\$10,000.00	\$10,000
DISTRICT ATTORNEY	CPDIST	84974	BORROWING PROCEEDS	CAPITAL	(\$154,663.00)	\$0.00	\$0.00	(\$154,663.00)	(\$154,663)
EMERGENCY MANAGEMENT	CPEMRMGT	57383	EMERGENCY MANAGEMNT RELOCATION	CAPITAL	\$3,000,000.00	\$263,052.00	\$1,892,012.67	\$844,935.33	\$844,935
EQUITY & INCLUSION	CPOEI	58545	SECURITY UPGRADES	CAPITAL	\$45,000.00	\$0.00	\$0.00	\$45,000.00	\$45,000
EXTENSION	CPEXTNSN	57156	OFFICE CHAIRS AND TABLES	CAPITAL	\$21,836.77	\$0.00	\$0.00	\$21,836.77	\$21,837
EXTENSION	CPEXTNSN	58023	KITCHEN REMODEL AND APPLIANCES	CAPITAL	\$65,000.00	\$24,120.14	\$34,063.90	\$6,815.96	\$6,816
EXTENSION	CPEXTNSN	58093	SECURE ENTRANCE REMODEL	CAPITAL	\$200,000.00	\$0.00	\$0.00	\$200,000.00	\$200,000
EXTENSION	CPEXTNSN	58752	TEACHING GARDEN GREENHOUSE	CAPITAL	\$53,000.00	\$0.00	\$0.00	\$53,000.00	\$53,000
EXTENSION	CPEXTNSN	58970	WATER PARTNERSHIP GRANT PROG	CAPITAL	\$11,185.05	\$10,928.00	\$0.00	\$257.05	\$257
EXTENSION	CPEXTNSN	84974	BORROWING PROCEEDS	CAPITAL	(\$296,000.00)	\$0.00	\$0.00	(\$296,000.00)	(\$296,000)
FACILITIES MANAGEMENT	CPFACMGT	57005	CCB LOCKER ROOM EXPANSION	CAPITAL	\$184,800.00	\$0.00	\$0.00	\$184,800.00	\$184,800
FACILITIES MANAGEMENT	CPFACMGT	57006	CCB EXTERIOR JOINT REPLACMENT	CAPITAL	\$1,085,103.65	\$795,817.38	\$37,839.08	\$251,447.19	\$251,447
FACILITIES MANAGEMENT	CPFACMGT	57007	CCB REMOTE DROP SYSTEM	CAPITAL	\$449,904.77	\$355,900.00	\$50,194.04	\$43,810.73	\$43,811
FACILITIES MANAGEMENT	CPFACMGT	57008	CCB AUTOMATION CONTROLS	CAPITAL	\$389,781.65	\$7,499.00	\$288,870.00	\$93,412.65	\$93,413
FACILITIES MANAGEMENT	CPFACMGT	57017	CCB PLANTER/RETAINING WALL	CAPITAL	\$160,000.00	\$3,505.00	\$0.00	\$156,495.00	\$156,495
FACILITIES MANAGEMENT	CPFACMGT	57018	CCB MPD CENTRAL DUCT CLEANING	CAPITAL	\$75,000.00	\$0.00	\$0.00	\$75,000.00	\$75,000
FACILITIES MANAGEMENT	CPFACMGT	57019	CCB FLOOR CLEANING MACHINE	CAPITAL	\$14,400.25	\$0.00	\$0.00	\$14,400.25	\$14,400
FACILITIES MANAGEMENT	CPFACMGT	57020	CCB 4TH FLOOR IMPROVEMENTS	CAPITAL	\$1,653,357.43	\$124,969.47	\$1,485,222.82	\$43,165.14	\$43,165
FACILITIES MANAGEMENT	CPFACMGT	57028	SPACE RENOVATION - ATIP	CAPITAL	\$71,708.49	\$0.00	\$7,568.49	\$64,140.00	\$64,140
FACILITIES MANAGEMENT	CPFACMGT	57044	ELECTION ROOM UPGRADE	CAPITAL	\$21,601.81	\$10,654.00	\$560.00	\$10,387.81	\$10,388
FACILITIES MANAGEMENT	CPFACMGT	57060	ATIP RELOCATION PROJECT	CAPITAL	\$6,807.46	\$0.00	\$2,548.00	\$4,259.46	\$4,259
FACILITIES MANAGEMENT	CPFACMGT	57153	CCB BOOSTER PUMP REPLACEMENT	CAPITAL	\$60,000.00	\$0.00	\$0.00	\$60,000.00	\$60,000
FACILITIES MANAGEMENT	CPFACMGT	57154	CCB ELECTRICAL PANEL UPGRADE	CAPITAL	\$48,000.00	\$0.00	\$0.00	\$48,000.00	\$48,000
FACILITIES MANAGEMENT	CPFACMGT	57159	CCB FIRE SUPPRESSION PUMP	CAPITAL	\$65,000.00	\$0.00	\$0.00	\$65,000.00	\$65,000
FACILITIES MANAGEMENT	CPFACMGT	57173	CCB PANIC ALARM SYSTEM UPGRADE	CAPITAL	\$14,000.00	\$0.00	\$0.00	\$14,000.00	\$14,000
FACILITIES MANAGEMENT	CPFACMGT	57175	CCB COOLING TOWER REPLACEMENT	CAPITAL	\$53,582.01	\$0.00	\$0.00	\$53,582.01	\$53,582
FACILITIES MANAGEMENT	CPFACMGT	57176	CCB CONCRETE REPLACEMENT	CAPITAL	\$3,561.41	\$1,935.00	\$0.00	\$1,626.41	\$1,626
FACILITIES MANAGEMENT	CPFACMGT	57180	CCB PAN CEILING REPLACEMENT	CAPITAL	\$81,247.80	\$0.00	\$0.00	\$81,247.80	\$81,248
FACILITIES MANAGEMENT	CPFACMGT	57184	CHILD SUPPORT OFFICE REMODEL	CAPITAL	\$439,235.00	\$19,460.00	\$13,420.00	\$406,355.00	\$406,355
FACILITIES MANAGEMENT	CPFACMGT	57185	CCB MUNICIPAL COURTROOM ROOF	CAPITAL	\$65,000.00	\$11,600.00	\$0.00	\$53,400.00	\$53,400

Table 5 - Capital Budget Carryforwards

COUNTY OF DANE  
2021 BUDGET  
CAPITAL BUDGET CARRYFORWARDS

DEPARTMENT	ORG	OBJECT	ACCOUNT DESCRIPTION	TYPE	MODIFIED BUDGET	ENCUMBRANCE	ACTUAL	BALANCE	AMOUNT TO BE CARRIED FORWARD
FACILITIES MANAGEMENT	CPFACMGT	57190	CCB PARAPET FLASHING/TUCKPOINT	CAPITAL	\$199,634.71	\$0.00	\$0.00	\$199,634.71	\$199,635
FACILITIES MANAGEMENT	CPFACMGT	57211	CCB ROOF REPLACE-VERT EXPNSION	CAPITAL	\$147,397.66	\$0.00	\$0.00	\$147,397.66	\$147,398
FACILITIES MANAGEMENT	CPFACMGT	57247	COURTHOUSE HEAT EXCHANGER	CAPITAL	\$15,000.00	\$0.00	\$0.00	\$15,000.00	\$15,000
FACILITIES MANAGEMENT	CPFACMGT	57249	COURTHOUSE DURESS ALARM	CAPITAL	\$10,950.38	\$0.00	\$5,762.55	\$5,187.83	\$5,188
FACILITIES MANAGEMENT	CPFACMGT	57278	CCB ENTRANCE MATTING REPLACE	CAPITAL	\$13,500.00	\$0.00	\$0.00	\$13,500.00	\$13,500
FACILITIES MANAGEMENT	CPFACMGT	57279	COURTHOUSE CHILLER TEARDOWN	CAPITAL	\$125,000.00	\$0.00	\$0.00	\$125,000.00	\$125,000
FACILITIES MANAGEMENT	CPFACMGT	57280	COURTHOUSE ENTRY WELL GRATES	CAPITAL	\$9,000.00	\$0.00	\$0.00	\$9,000.00	\$9,000
FACILITIES MANAGEMENT	CPFACMGT	57290	CCB EMERGENCY GENERATOR	CAPITAL	\$554,000.00	\$0.00	\$0.00	\$554,000.00	\$554,000
FACILITIES MANAGEMENT	CPFACMGT	57292	CCB EMERGENCY EXIT UPGRADES	CAPITAL	\$120,000.00	\$0.00	\$0.00	\$120,000.00	\$120,000
FACILITIES MANAGEMENT	CPFACMGT	57293	CCB EMERGENCY ELEVATOR UPGRADE	CAPITAL	\$150,000.00	\$0.00	\$0.00	\$150,000.00	\$150,000
FACILITIES MANAGEMENT	CPFACMGT	57294	COURTHOUSE HVAC CONTROLS	CAPITAL	\$600,000.00	\$0.00	\$235.28	\$599,764.72	\$599,765
FACILITIES MANAGEMENT	CPFACMGT	57296	FACILITIES CUSTODIAL EQUIP	CAPITAL	\$48,300.00	\$0.00	\$0.00	\$48,300.00	\$48,300
FACILITIES MANAGEMENT	CPFACMGT	57297	FACILITIES MAINTENANCE EQUIP	CAPITAL	\$32,700.00	\$0.00	\$12,005.89	\$20,694.11	\$20,694
FACILITIES MANAGEMENT	CPFACMGT	57298	DETOX FURNACE & CONDENSNG UNIT	CAPITAL	\$45,000.00	\$0.00	\$0.00	\$45,000.00	\$45,000
FACILITIES MANAGEMENT	CPFACMGT	57317	DISTRICT ATTY OFFICE REMODEL	CAPITAL	\$50,015.00	\$0.00	\$9,990.00	\$40,025.00	\$40,025
FACILITIES MANAGEMENT	CPFACMGT	57421	CCB FAÇADE RESTORATION	CAPITAL	\$14,000.00	\$0.00	\$0.00	\$14,000.00	\$14,000
FACILITIES MANAGEMENT	CPFACMGT	57422	COURTHOUSE ROOF RIGGING SYSTEM	CAPITAL	\$37,300.00	\$0.00	\$0.00	\$37,300.00	\$37,300
FACILITIES MANAGEMENT	CPFACMGT	57423	COURTHOUSE ROOF REPLACEMENT	CAPITAL	\$800,000.00	\$0.00	\$0.00	\$800,000.00	\$800,000
FACILITIES MANAGEMENT	CPFACMGT	57424	COURTHOUSE REMOTE DROP SYSTEM	CAPITAL	\$134,175.18	\$0.00	\$0.00	\$134,175.18	\$134,175
FACILITIES MANAGEMENT	CPFACMGT	57425	BPNN ROOFTOP HVAC UNIT REPLACE	CAPITAL	\$12,524.75	\$0.00	\$6,959.00	\$5,565.75	\$5,566
FACILITIES MANAGEMENT	CPFACMGT	57439	FEMININE HYGIENE PRODUCT DISP	CAPITAL	\$24,362.06	\$0.00	\$0.00	\$24,362.06	\$24,362
FACILITIES MANAGEMENT	CPFACMGT	57668	HVAC CONTROL SERVER	CAPITAL	\$33,700.00	\$0.00	\$0.00	\$33,700.00	\$33,700
FACILITIES MANAGEMENT	CPFACMGT	57696	JCO/NIP LOBBY SECURITY	CAPITAL	\$980,400.00	\$81,280.00	\$177.64	\$898,942.36	\$898,942
FACILITIES MANAGEMENT	CPFACMGT	57697	JOB CENTER CARPET	CAPITAL	\$425,000.00	\$3,000.00	\$0.00	\$422,000.00	\$422,000
FACILITIES MANAGEMENT	CPFACMGT	57952	NORTHPORT TUCKPOINTING	CAPITAL	\$70,000.00	\$0.00	\$0.00	\$70,000.00	\$70,000
FACILITIES MANAGEMENT	CPFACMGT	57954	NORTHPORT WINDOW REPLACEMENT	CAPITAL	\$89,250.00	\$0.00	\$1,000.00	\$88,250.00	\$88,250
FACILITIES MANAGEMENT	CPFACMGT	57955	NIP CARPET REPLACEMENT	CAPITAL	\$127,600.00	\$0.00	\$25,256.43	\$102,343.57	\$102,344
FACILITIES MANAGEMENT	CPFACMGT	57956	NORTHPORT CARPET REPLACEMENT	CAPITAL	\$50,000.00	\$2,203.60	\$11,805.00	\$35,991.40	\$35,991
FACILITIES MANAGEMENT	CPFACMGT	57957	NPO ELEVATOR CONTROLLED DESCENT	CAPITAL	\$22,000.00	\$17,368.00	\$535.00	\$4,097.00	\$4,097
FACILITIES MANAGEMENT	CPFACMGT	57959	NPO LOADING DOCK REPLACEMENT	CAPITAL	\$50,000.00	\$0.00	\$0.00	\$50,000.00	\$50,000
FACILITIES MANAGEMENT	CPFACMGT	58026	CCB CELLULAR SIGNAL BOOSTER	CAPITAL	\$75,000.00	\$0.00	\$0.00	\$75,000.00	\$75,000
FACILITIES MANAGEMENT	CPFACMGT	58028	CCB PRINTING & SERVICE RENOV	CAPITAL	\$15,806.71	\$0.00	\$14,183.00	\$1,623.71	\$1,624
FACILITIES MANAGEMENT	CPFACMGT	58031	PARKING LOT REPLACE-NPO	CAPITAL	\$98,000.00	\$0.00	\$0.00	\$98,000.00	\$98,000
FACILITIES MANAGEMENT	CPFACMGT	58033	NORTHPORT ROOF REPLACEMENT	CAPITAL	\$35,360.00	\$0.00	\$35,360.00	\$0.00	\$0
FACILITIES MANAGEMENT	CPFACMGT	58039	FEN OAK COOLING TOWER/HRV REPL	CAPITAL	\$2,668.13	\$0.00	\$0.00	\$2,668.13	\$2,668
FACILITIES MANAGEMENT	CPFACMGT	58040	FEN OAK HEAT PUMP REPLACEMENT	CAPITAL	\$61,240.23	\$0.00	\$40,852.00	\$20,388.23	\$20,388
FACILITIES MANAGEMENT	CPFACMGT	58041	FEN OAK PARKING LOT REPLACEMENT	CAPITAL	\$329,239.75	\$0.00	\$633.50	\$328,606.25	\$328,606
FACILITIES MANAGEMENT	CPFACMGT	58042	FEN OAK SECURITY SYSTEM	CAPITAL	\$52,573.10	\$7,010.54	\$4,030.00	\$41,532.56	\$41,533
FACILITIES MANAGEMENT	CPFACMGT	58126	PSB ROOF REPLACEMENT	CAPITAL	\$411,304.60	\$374,134.00	\$0.00	\$37,170.60	\$37,171
FACILITIES MANAGEMENT	CPFACMGT	58661	SOUTH MADISON HVAC REPLACEMENT	CAPITAL	\$203,400.00	\$0.00	\$0.00	\$203,400.00	\$203,400
FACILITIES MANAGEMENT	CPFACMGT	58926	VEHICLE REPLACEMENT	CAPITAL	\$43,292.50	\$0.00	\$0.00	\$43,292.50	\$43,293
FACILITIES MANAGEMENT	CPFACMGT	84340	CITY SHARE OF JOINT BLDG EXPNS	CAPITAL	(\$1,887,657.48)	\$0.00	(\$119,087.50)	(\$1,768,569.98)	(\$1,768,570)
FACILITIES MANAGEMENT	CPFACMGT	84974	BORROWING PROCEEDS	CAPITAL	(\$5,632,650.00)	\$0.00	\$0.00	(\$5,632,650.00)	(\$5,632,650)
HENRY VILAS ZOO	CPZOO	57012	ADMINISTRATION ROOF REPLACEMENT	CAPITAL	\$450.00	\$0.00	\$0.00	\$450.00	\$450
HENRY VILAS ZOO	CPZOO	57074	AVIARY ROOF REPLACEMENT	CAPITAL	\$40,670.82	\$0.00	\$0.00	\$40,670.82	\$40,671
HENRY VILAS ZOO	CPZOO	57769	LOWER RESTROOM REPLACEMENT	CAPITAL	\$139,435.44	\$0.00	\$0.00	\$139,435.44	\$139,435
HENRY VILAS ZOO	CPZOO	59011	HERPETARIUM ROOF REPLACEMENT	CAPITAL	\$100,000.00	\$12,725.09	\$77,385.27	\$9,889.64	\$9,890
HENRY VILAS ZOO	CPZOO	59012	ANIMAL HEALTH MEDICAL EQUIPMENT	CAPITAL	\$150,000.00	\$14,043.73	\$69,851.41	\$66,104.86	\$66,105
HENRY VILAS ZOO	CPZOO	59013	SAND FILTRATION SYSTEM-AVIARY	CAPITAL	\$40,000.00	\$0.00	\$0.00	\$40,000.00	\$40,000
HENRY VILAS ZOO	CPZOO	59014	CONSERVATION EDUCATION EQUIP	CAPITAL	\$40,000.00	\$0.00	\$0.00	\$40,000.00	\$40,000
HENRY VILAS ZOO	CPZOO	59033	ZOO IMPROVEMENTS	CAPITAL	\$137,759.31	\$8,565.42	\$78,121.20	\$51,072.69	\$51,073
HENRY VILAS ZOO	CPZOO	59036	ZOO OPERATING EQUIPMENT	CAPITAL	\$54,019.26	\$0.00	\$0.00	\$54,019.26	\$54,019
HENRY VILAS ZOO	CPZOO	59043	ZOO ROOF REPLACEMENT	CAPITAL	\$156,520.25	\$0.00	\$0.00	\$156,520.25	\$156,520

Table 5 - Capital Budget Carryforwards

734  
COUNTY OF DANE  
2021 BUDGET  
CAPITAL BUDGET CARRYFORWARDS

DEPARTMENT	ORG	OBJECT	ACCOUNT DESCRIPTION	TYPE	MODIFIED BUDGET	ENCUMBRANCE	ACTUAL	BALANCE	AMOUNT TO BE CARRIED FORWARD
HENRY VILAS ZOO	CPZOO	59044	GATE 9 (WINGRA) REPLACEMENT	CAPITAL	\$15,135.00	\$0.00	\$0.00	\$15,135.00	\$15,135
HENRY VILAS ZOO	CPZOO	59045	EMERGENCY GENERATORS	CAPITAL	\$40,000.00	\$0.00	\$0.00	\$40,000.00	\$40,000
HENRY VILAS ZOO	CPZOO	59291	PRIMATE HVAC	CAPITAL	\$59,356.23	\$0.00	\$0.00	\$59,356.23	\$59,356
HENRY VILAS ZOO	CPZOO	59292	RHINO BARN IMPROVEMENTS	CAPITAL	\$16,529.22	\$0.00	\$0.00	\$16,529.22	\$16,529
HENRY VILAS ZOO	CPZOO	59293	TIGER VIEWING ROOF REPLACEMENT	CAPITAL	\$1,722.00	\$0.00	\$0.00	\$1,722.00	\$1,722
HENRY VILAS ZOO	CPZOO	84064	PRIMATE HVAC-CITY OF MADISON	CAPITAL	(\$3,871.25)	\$0.00	\$0.00	(\$3,871.25)	(\$3,871)
HENRY VILAS ZOO	CPZOO	84065	RHINO BARN-CITY OF MADISON	CAPITAL	(\$3,305.84)	\$0.00	\$0.00	(\$3,305.84)	(\$3,306)
HENRY VILAS ZOO	CPZOO	84066	TIGER VIEWING-CITY OF MADISON	CAPITAL	(\$344.40)	\$0.00	\$0.00	(\$344.40)	(\$344)
HENRY VILAS ZOO	CPZOO	84341	CITY OF MADISON SHARE-ZOO CAPL	CAPITAL	(\$155,027.00)	\$0.00	(\$12,088.83)	(\$142,938.17)	(\$142,938)
HENRY VILAS ZOO	CPZOO	84354	ZOO ADMIN ROOF-CITY OF MADISON	CAPITAL	(\$90.00)	\$0.00	\$0.00	(\$90.00)	(\$90)
HENRY VILAS ZOO	CPZOO	84974	BORROWING PROCEEDS	CAPITAL	(\$616,500.00)	\$0.00	\$0.00	(\$616,500.00)	(\$616,500)
HIGHWAY	HWFLTFAC	51496	ALBION SALT SHED	CAPITAL	\$294,807.16	\$2,132.95	\$15,061.39	\$277,612.82	\$277,613
HIGHWAY	HWFLTFAC	57031	MADISON CNG BUILDING UPGRADE	CAPITAL	\$1,324,500.00	\$935,527.30	\$251,501.19	\$137,471.51	\$137,472
HIGHWAY	HWFLTFAC	57032	YORK CNG BUILDING UPGRADE	CAPITAL	\$40,008.34	\$0.00	\$11,894.00	\$28,114.34	\$28,114
HIGHWAY	HWFLTFAC	57033	SPRINGFIELD CNG BLDG UPGRADE	CAPITAL	\$5,980.34	\$0.00	\$0.00	\$5,980.34	\$5,980
HIGHWAY	HWFLTFAC	57034	MT HOREB BUILDING IMPROVEMENTS	CAPITAL	\$66,422.00	\$0.00	\$0.00	\$66,422.00	\$66,422
HIGHWAY	HWFLTFAC	57035	VERONA VEHICLE STORAGE	CAPITAL	\$499,651.04	\$9,750.00	\$0.00	\$489,901.04	\$489,901
HIGHWAY	HWFLTFAC	57036	USED TRUCK CHASSIS	CAPITAL	\$20,498.46	\$0.00	\$0.00	\$20,498.46	\$20,498
HIGHWAY	HWFLTFAC	57203	CNG INFRASTRUCTURE	CAPITAL	\$450,000.00	\$14,101.50	\$435,898.50	\$0.00	\$0
HIGHWAY	HWFLTFAC	57206	CNG FUELING STATION	CAPITAL	\$1,207,553.00	\$145,942.39	\$58,364.54	\$1,003,246.07	\$1,003,246
HIGHWAY	HWFLTFAC	57281	TRAILERS	CAPITAL	\$3,440.00	\$0.00	\$2,002.41	\$1,437.59	\$1,438
HIGHWAY	HWFLTFAC	57282	CNG DEFUELER/REFUELER	CAPITAL	\$160,000.00	\$0.00	\$0.00	\$160,000.00	\$160,000
HIGHWAY	HWFLTFAC	57283	MADISON PARKING LOT	CAPITAL	\$63,501.07	\$0.00	\$0.00	\$63,501.07	\$63,501
HIGHWAY	HWFLTFAC	57284	MADISON FLOOR	CAPITAL	\$1,067.68	\$0.00	\$0.00	\$1,067.68	\$1,068
HIGHWAY	HWFLTFAC	57285	ALBION STORAGE BUILDING	CAPITAL	\$499,186.09	\$16,187.50	\$2,362.50	\$480,636.09	\$480,636
HIGHWAY	HWFLTFAC	57286	MT HOREB SEWER CONNECTION	CAPITAL	\$75,244.00	\$0.00	\$0.00	\$75,244.00	\$75,244
HIGHWAY	HWFLTFAC	57287	EASTSIDE CELL BOOSTER	CAPITAL	\$30,000.00	\$0.00	\$504.41	\$29,495.59	\$29,496
HIGHWAY	HWFLTFAC	57309	CREW LEADER TRUCK	CAPITAL	\$13,522.08	\$0.00	\$13,522.08	(\$18,213.11)	\$0
HIGHWAY	HWFLTFAC	57360	EAST SIDE GARAGE FACILITY	CAPITAL	\$13,831.96	\$4,722.40	\$834.04	\$8,275.52	\$8,276
HIGHWAY	HWFLTFAC	57555	GUARDRAIL TRUCK	CAPITAL	\$39,788.88	\$0.00	\$0.00	\$39,788.88	\$39,789
HIGHWAY	HWFLTFAC	57631	HIGH CAPACITY PORTABLE PUMP	CAPITAL	\$976.24	\$0.00	\$0.00	\$976.24	\$976
HIGHWAY	HWFLTFAC	57925	MT HOREB GARAGE ROOF REPAIRS	CAPITAL	\$119,090.65	\$35,886.00	\$68,021.01	\$15,183.64	\$15,184
HIGHWAY	HWFLTFAC	57926	MT HOREB SEPTIC	CAPITAL	\$9,906.11	\$0.00	\$0.00	\$9,906.11	\$9,906
HIGHWAY	HWFLTFAC	58011	PICKUP 1/2 TON	CAPITAL	\$253,960.07	\$0.00	\$80.73	\$253,879.34	\$253,879
HIGHWAY	HWFLTFAC	58012	AIR COMPRESSOR	CAPITAL	\$1,410.37	\$0.00	\$0.00	\$1,410.37	\$1,410
HIGHWAY	HWFLTFAC	58108	PORTABLE 4 POST HYLIFT	CAPITAL	\$253,000.00	\$0.00	\$137,549.59	\$115,450.41	\$115,450
HIGHWAY	HWFLTFAC	58516	SANDBAGS	CAPITAL	\$20.00	\$0.00	\$0.00	\$20.00	\$20
HIGHWAY	HWFLTFAC	58852	TRI AXLE TRUCKS	CAPITAL	\$2,826,068.74	\$1,245,781.56	\$1,295,646.94	\$284,640.24	\$284,640
HIGHWAY	HWFLTFAC	58853	PATROL TRUCKS	CAPITAL	\$13,281.79	\$0.00	\$485.81	\$12,795.98	\$12,796
HIGHWAY	HWFLTFAC	58859	TRUCK UPGRADES/REPURPOSE	CAPITAL	\$241,673.20	\$0.00	\$3,841.28	\$237,831.92	\$237,832
HIGHWAY	HWFLTFAC	58862	PARK MOWERS	CAPITAL	\$27,366.36	\$0.00	\$0.00	\$27,366.36	\$27,366
HIGHWAY	HWFLTFAC	58864	OTHER EQUIPMENT	CAPITAL	\$193,451.98	\$25,835.00	\$84,637.12	\$82,979.86	\$82,980
HIGHWAY	HWFLTFAC	58865	MESSAGE BOARDS	CAPITAL	\$17,612.00	\$0.00	\$0.00	\$17,612.00	\$17,612
HIGHWAY	HWFLTFAC	58866	EMERGENCY REPAIR/REPLACEMENT	CAPITAL	\$74,401.84	\$4,111.52	\$58,595.90	\$11,694.42	\$11,694
HIGHWAY	HWFLTFAC	58867	ELECTRONIC TIMEKEEPING SYSTEM	CAPITAL	\$5,852.27	\$0.00	\$0.00	\$5,852.27	\$5,852
HIGHWAY	HWFLTFAC	58871	ROOF REPAIR/TUCKPOINTING	CAPITAL	\$56,278.13	\$0.00	\$0.00	\$56,278.13	\$56,278
HIGHWAY	HWFLTFAC	59004	BRINE SYSTEM	CAPITAL	\$188,000.00	\$0.00	\$0.00	\$188,000.00	\$188,000
HIGHWAY	HWFLTFAC	59009	TRUCK, PAINT SUPPLY	CAPITAL	\$19,199.15	\$0.00	\$0.00	\$19,199.15	\$19,199
HIGHWAY	HWFLTFAC	59197	EQUIPMENT STORAGE BUILD	CAPITAL	\$14,682.79	\$0.00	\$0.00	\$14,682.79	\$14,683
HIGHWAY	HWFLTFAC	59201	QUAD AXLE TRUCKS	CAPITAL	\$1,440,000.00	\$1,308,970.28	\$140.13	\$130,889.59	\$130,890
HIGHWAY	HWFLTFAC	59202	TOW PLOWS	CAPITAL	\$560,000.00	\$0.00	\$534,640.73	\$25,359.27	\$25,359
HIGHWAY	HWFLTFAC	59203	MADISON HVAC	CAPITAL	\$28,000.00	\$0.00	\$0.00	\$28,000.00	\$28,000
HIGHWAY	HWFLTFAC	59204	MADISON LIGHTS UPGRADE	CAPITAL	\$45,000.00	\$0.00	\$0.00	\$45,000.00	\$45,000

Table 5 - Capital Budget Carryforwards

COUNTY OF DANE  
2021 BUDGET  
CAPITAL BUDGET CARRYFORWARDS

DEPARTMENT	ORG	OBJECT	ACCOUNT DESCRIPTION	TYPE	MODIFIED BUDGET	ENCUMBRANCE	ACTUAL	BALANCE	AMOUNT TO BE CARRIED FORWARD
HIGHWAY	HWFLTFAC	59205	MADISON EQUIP SHED PAINTING	CAPITAL	\$16,000.00	\$0.00	\$0.00	\$16,000.00	\$16,000
HIGHWAY	HWFLTFAC	59206	MADISON SHOP UPGRADE	CAPITAL	\$50,000.00	\$0.00	\$0.00	\$50,000.00	\$50,000
HIGHWAY	HWFLTFAC	59207	MADISON FUEL SITE UPGRADE	CAPITAL	\$110,000.00	\$0.00	\$0.00	\$110,000.00	\$110,000
HIGHWAY	HWFLTFAC	59209	MADISON ROOF REPAIR/REPLACE	CAPITAL	\$100,000.00	\$0.00	\$0.00	\$100,000.00	\$100,000
HIGHWAY	HWFLTFAC	59210	SKID STEER TRAILERS	CAPITAL	\$30,000.00	\$0.00	\$28,673.76	\$1,326.24	\$1,326
HIGHWAY	HWFLTFAC	80097	PSC GRANT REVENUE	CAPITAL	(\$51,848.50)	\$0.00	\$0.00	(\$51,848.50)	(\$51,849)
HIGHWAY	HWFLTFAC	80203	WISDOT REIMBURSEMENT	CAPITAL	(\$293,993.25)	\$0.00	\$0.00	(\$293,993.25)	(\$293,993)
HIGHWAY	HWFLTFAC	80686	STATE REIMBURSEMENT-SOFTWARE	CAPITAL	(\$3,189.93)	\$0.00	\$0.00	(\$3,189.93)	(\$3,190)
HIGHWAY	HWFLTFAC	84974	BORROWING PROCEEDS	CAPITAL	(\$9,602,325.00)	\$0.00	\$0.00	(\$9,602,325.00)	(\$9,602,325)
HIGHWAY	HWFLTFAC	5700C	FIXED ASSET ADDITIONS-CAP BDGT	CAPITAL	(\$11,504,233.79)	\$0.00	\$0.00	(\$11,504,233.79)	(\$8,150,944)
HIGHWAY	HWFLTFAC	8497C	CAPITAL ASSET ADDITION OFFSET	CAPITAL	\$9,602,325.00	\$0.00	\$0.00	\$9,602,325.00	\$9,602,325
HIGHWAY CAPITAL	HWCONCAP	52201	CTH A - DEER CREEK BRIDGE	CAPITAL	\$269,113.07	\$0.00	\$19,120.34	\$249,992.73	\$249,993
HIGHWAY CAPITAL	HWCONCAP	52202	CTH B - CTH N TO TOWER DR	CAPITAL	\$227,417.14	\$0.00	\$3,861.00	\$223,556.14	\$223,556
HIGHWAY CAPITAL	HWCONCAP	52203	CTH B - TOWER DR TO CTH W	CAPITAL	\$204,974.83	\$0.00	\$325.00	\$204,649.83	\$204,650
HIGHWAY CAPITAL	HWCONCAP	52204	CTH BB - DAMASCUS TO BUSS	CAPITAL	\$33,577.41	\$0.00	\$0.00	\$33,577.41	\$33,577
HIGHWAY CAPITAL	HWCONCAP	52205	CTH F - PECULIAR BRIDGE	CAPITAL	\$159,752.83	\$0.00	\$17,597.28	\$142,155.55	\$142,156
HIGHWAY CAPITAL	HWCONCAP	52206	CTH FF - WCOL TO CTH F	CAPITAL	\$51,867.61	\$0.00	\$0.00	\$51,867.61	\$51,868
HIGHWAY CAPITAL	HWCONCAP	52207	CTH JJ - CTH J TO STH 7	CAPITAL	\$1,698.34	\$0.00	\$553.82	\$1,144.52	\$1,145
HIGHWAY CAPITAL	HWCONCAP	52208	CTH MM - WOLFE ST TO SPRING ST	CAPITAL	\$900,000.00	\$211.50	\$211.50	\$899,577.00	\$899,577
HIGHWAY CAPITAL	HWCONCAP	52209	CTH P - CTH K TO USH 12	CAPITAL	\$2,144,457.06	\$18,400.60	\$2,056,202.29	\$69,854.17	\$69,854
HIGHWAY CAPITAL	HWCONCAP	52210	CTH AB-MONONA DR-STOUGHTON RD	CAPITAL	\$519,787.85	\$0.00	\$1,538.92	\$518,248.93	\$518,249
HIGHWAY CAPITAL	HWCONCAP	52211	CTH DM-MORRISONVILLE TO NCL	CAPITAL	\$850,000.00	\$301,189.00	\$0.00	\$548,811.00	\$548,811
HIGHWAY CAPITAL	HWCONCAP	52212	CTH W-CHURCH TO CTH B	CAPITAL	\$200,000.00	\$62,442.50	\$0.00	\$137,557.50	\$137,558
HIGHWAY CAPITAL	HWCONCAP	52213	CTH N - MCCARTHY BRIDGE	CAPITAL	\$1,139,376.31	\$20,517.69	\$25,087.28	\$1,093,771.34	\$1,093,771
HIGHWAY CAPITAL	HWCONCAP	57161	CTH A-CTH PB TO STH 69	CAPITAL	\$27,453.74	\$0.00	\$0.00	\$27,453.74	\$27,454
HIGHWAY CAPITAL	HWCONCAP	57162	CTH H-78 NORTH TO 78 SOUTH	CAPITAL	\$7,691.42	\$0.00	\$0.00	\$7,691.42	\$7,691
HIGHWAY CAPITAL	HWCONCAP	57163	CTH MM-GROVE ST TO NVL	CAPITAL	\$635,000.00	\$0.00	\$0.00	\$635,000.00	\$635,000
HIGHWAY CAPITAL	HWCONCAP	57164	CTH MN-US 51 TO LONG ST	CAPITAL	\$34,143.24	\$0.00	\$3,782.18	\$30,361.06	\$30,361
HIGHWAY CAPITAL	HWCONCAP	57254	CTH P-CROSS PLAINS NL TO K	CAPITAL	\$40,115.33	\$0.00	\$5,059.47	\$35,055.86	\$35,056
HIGHWAY CAPITAL	HWCONCAP	57255	CTH P-USH 14 TO NVL	CAPITAL	\$312,767.58	\$0.00	\$307.57	\$312,460.01	\$312,460
HIGHWAY CAPITAL	HWCONCAP	57256	CTH PD-WOODS RD TO CTH M	CAPITAL	\$881,849.04	\$0.00	\$487,948.92	\$393,900.12	\$393,900
HIGHWAY CAPITAL	HWCONCAP	57257	CTH PQ-USH 12 TO WV	CAPITAL	\$73,506.45	\$0.00	\$0.00	\$73,506.45	\$73,506
HIGHWAY CAPITAL	HWCONCAP	57259	CTH S-TIMBER LN TO PLEASANT VW	CAPITAL	\$191,665.56	\$1,457.14	\$81,955.19	\$108,253.23	\$108,253
HIGHWAY CAPITAL	HWCONCAP	57260	CTH V-TRAFFIC SIGNALS	CAPITAL	\$4,709.69	\$0.00	\$0.00	\$4,709.69	\$4,710
HIGHWAY CAPITAL	HWCONCAP	57261	CTH D-MCKEE RD TO GREENWAY CR	CAPITAL	\$8,000,000.00	\$0.00	\$0.00	\$8,000,000.00	\$8,000,000
HIGHWAY CAPITAL	HWCONCAP	57262	CTH M-CTH Q TO STH 113	CAPITAL	\$2,842,805.41	\$1,240,938.01	\$55,671.00	\$1,546,196.40	\$1,546,196
HIGHWAY CAPITAL	HWCONCAP	57266	CTH AB-CTH MN TO 12	CAPITAL	\$700,000.00	\$0.00	\$1,342.13	\$698,657.87	\$698,658
HIGHWAY CAPITAL	HWCONCAP	57267	CTH AB-LUDS LANE TO RAILROAD	CAPITAL	\$1,120,000.00	\$631,896.04	\$50,684.83	\$437,419.13	\$437,419
HIGHWAY CAPITAL	HWCONCAP	57268	CTH BB-139 TO SPRECHER	CAPITAL	\$1,250,000.00	\$0.00	\$170,181.88	\$1,079,818.12	\$1,079,818
HIGHWAY CAPITAL	HWCONCAP	57269	CTH BB-MONONA DR 12/18 TO BW	CAPITAL	\$810,000.00	\$7,500.00	\$0.00	\$802,500.00	\$802,500
HIGHWAY CAPITAL	HWCONCAP	57270	CTH BN-CTH B TO KOSHKONONG	CAPITAL	\$435,000.00	\$289,407.15	\$0.00	\$145,592.85	\$145,593
HIGHWAY CAPITAL	HWCONCAP	57303	BIKE CROSSINGS	CAPITAL	\$50,000.00	\$9,836.89	\$12,296.29	\$27,866.82	\$27,867
HIGHWAY CAPITAL	HWCONCAP	57352	CTH BN-KOSHKONONG TO 12	CAPITAL	\$460,000.00	\$336,908.25	\$0.00	\$123,091.75	\$123,092
HIGHWAY CAPITAL	HWCONCAP	57353	CTH CV-DARWIN TO TENNYSON	CAPITAL	\$350,000.00	\$0.00	\$0.00	\$350,000.00	\$350,000
HIGHWAY CAPITAL	HWCONCAP	57354	CTH I-DM TO NCOL	CAPITAL	\$265,000.00	\$144,179.50	\$1,133.50	\$119,687.00	\$119,687
HIGHWAY CAPITAL	HWCONCAP	57355	CTH I 19 TO CH V	CAPITAL	\$1,140,000.00	\$696,235.00	\$16,977.70	\$426,787.30	\$426,787
HIGHWAY CAPITAL	HWCONCAP	57356	CTH J-MICKELSON B-13-178	CAPITAL	\$150,000.00	\$0.00	\$701.00	\$149,299.00	\$149,299
HIGHWAY CAPITAL	HWCONCAP	57361	CTH MM-SIGNALS AT MCCOY & LACY	CAPITAL	\$530,000.00	\$0.00	\$0.00	\$530,000.00	\$530,000
HIGHWAY CAPITAL	HWCONCAP	57363	CTH T-THOMPSON TO CTH TT	CAPITAL	\$1,600,000.00	\$491,796.93	\$752,623.28	\$355,579.79	\$355,580
HIGHWAY CAPITAL	HWCONCAP	57364	CTH TT-CTH T TO CTH NCTH TT-CT	CAPITAL	\$1,310,000.00	\$302,336.96	\$665,863.32	\$341,799.72	\$341,800
HIGHWAY CAPITAL	HWCONCAP	57365	CTH V-113 TO CTH I	CAPITAL	\$800,000.00	\$3,468.50	\$9,439.97	\$787,091.53	\$787,092
HIGHWAY CAPITAL	HWCONCAP	57381	CTH Y-78 TO 12	CAPITAL	\$390,000.00	\$247,828.17	\$20,706.82	\$121,465.01	\$121,465
HIGHWAY CAPITAL	HWCONCAP	57382	CTH Y-12 TO KP	CAPITAL	\$860,000.00	\$24,656.75	\$632,049.60	\$203,293.65	\$203,294

Table 5 - Capital Budget Carryforwards

736  
COUNTY OF DANE  
2021 BUDGET  
CAPITAL BUDGET CARRYFORWARDS

DEPARTMENT	ORG	OBJECT	ACCOUNT DESCRIPTION	TYPE	MODIFIED BUDGET	ENCUMBRANCE	ACTUAL	BALANCE	AMOUNT TO BE CARRIED FORWARD
HIGHWAY CAPITAL	HWCONCAP	57633	HIGHWAY CULVERT REPLACEMENTS	CAPITAL	\$1,131,558.11	\$12,361.62	\$183,693.22	\$935,503.27	\$935,503
HIGHWAY CAPITAL	HWCONCAP	59039	CTH MS-CAYUGA TO ALLEN	CAPITAL	\$274,123.19	\$0.00	\$0.00	\$274,123.19	\$274,123
HIGHWAY CAPITAL	HWCONCAP	59046	CTH M-CROSS COUNTRY TO CTH PD	CAPITAL	\$70,099.45	\$0.00	\$0.00	\$70,099.45	\$70,099
HIGHWAY CAPITAL	HWCONCAP	59058	B-13-178 ON CTH J	CAPITAL	\$144,115.42	\$22,179.70	\$21,431.91	\$100,503.81	\$100,504
HIGHWAY CAPITAL	HWCONCAP	59063	CTH MM-WOLFE ST WEST	CAPITAL	\$12,875.21	\$0.00	\$0.00	\$12,875.21	\$12,875
HIGHWAY CAPITAL	HWCONCAP	59071	CTH Z-STH 78 TO USH 151	CAPITAL	\$262,123.53	\$1,908.00	\$67,196.56	\$193,018.97	\$193,019
HIGHWAY CAPITAL	HWCONCAP	59152	CTH F-BOOTH BRIDGE	CAPITAL	\$115,594.78	\$0.00	\$0.00	\$115,594.78	\$115,595
HIGHWAY CAPITAL	HWCONCAP	59156	CTH V BRIDGE W/ V DEFOREST	CAPITAL	\$31,723.54	\$0.00	\$0.00	\$31,723.54	\$31,724
HIGHWAY CAPITAL	HWCONCAP	59177	CTH M-VALLEY VIEW TO CROSS COU	CAPITAL	\$3,568,913.97	\$0.00	\$0.00	\$3,568,913.97	\$3,568,914
HIGHWAY CAPITAL	HWCONCAP	59178	CTH PD-MAPLE GROVE TO M	CAPITAL	\$836,770.31	\$0.00	\$0.00	\$836,770.31	\$836,770
HIGHWAY CAPITAL	HWCONCAP	59179	CTH P-PINE BLUFF TO 14	CAPITAL	\$411,490.54	\$0.00	\$0.00	\$411,490.54	\$411,491
HIGHWAY CAPITAL	HWCONCAP	59181	CTH S-P TO TIMBER	CAPITAL	\$788,578.97	\$181,831.05	\$14,307.63	\$592,440.29	\$592,440
HIGHWAY CAPITAL	HWCONCAP	59188	CTH A-VINEY BRIDGE	CAPITAL	\$49,034.09	\$0.00	\$0.00	\$49,034.09	\$49,034
HIGHWAY CAPITAL	HWCONCAP	59189	CTH AB-YAHARA RIVER BRIDGE	CAPITAL	\$5,532.85	\$0.00	\$0.00	\$5,532.85	\$5,533
HIGHWAY CAPITAL	HWCONCAP	59191	CTH N-RILEY BRIDGE	CAPITAL	\$210,392.69	\$0.00	\$0.00	\$210,392.69	\$210,393
HIGHWAY CAPITAL	HWCONCAP	59192	CTH PB-BRIDGE (PAOLI)	CAPITAL	\$6,073.53	\$0.00	\$0.00	\$6,073.53	\$6,074
HIGHWAY CAPITAL	HWCONCAP	59991	CTH A (USH 51 TO EAST CO LINE)	CAPITAL	\$373,021.48	\$0.00	\$3,781.75	\$369,239.73	\$369,240
HIGHWAY CAPITAL	HWCONCAP	59998	CAPITAL BUDGET - CLOSED OUT	CAPITAL	\$9,451.52	\$0.00	(\$80,533.76)	\$89,985.28	\$89,985
HIGHWAY CAPITAL	HWCONCAP	80205	MUNI - V/OREGON CTH MM	CAPITAL	(\$450,000.00)	\$0.00	\$0.00	(\$450,000.00)	(\$450,000)
HIGHWAY CAPITAL	HWCONCAP	80206	MUNI - T/MIDDLETON CTH S	CAPITAL	(\$131,306.22)	\$0.00	\$0.00	(\$131,306.22)	(\$131,306)
HIGHWAY CAPITAL	HWCONCAP	80733	COUNTY HWY IMPROVEMENT PROGRAM	CAPITAL	(\$1,805,000.00)	\$0.00	\$0.00	(\$1,805,000.00)	(\$1,805,000)
HIGHWAY CAPITAL	HWCONCAP	80805	MUNI CTH V BRIDGE	CAPITAL	(\$5,077.03)	\$0.00	\$0.00	(\$5,077.03)	(\$5,077)
HIGHWAY CAPITAL	HWCONCAP	84049	MUNI - C/MONONA CTH BB	CAPITAL	(\$405,000.00)	\$0.00	\$0.00	(\$405,000.00)	(\$405,000)
HIGHWAY CAPITAL	HWCONCAP	84974	BORROWING PROCEEDS	CAPITAL	(\$18,727,700.00)	\$0.00	\$0.00	(\$18,727,700.00)	(\$18,727,700)
HIGHWAY CAPITAL	HWCONCAP	84977	MUNIS C/MIDDLETON CTH MS	CAPITAL	(\$130,405.95)	\$0.00	\$0.00	(\$130,405.95)	(\$130,406)
HUMAN SERVICES	HSCAPPRJ	57291	DEMOLITION OF NURSES DORM	CAPITAL	\$34,055.76	\$11,511.86	\$21,568.67	\$975.23	\$975
HUMAN SERVICES	HSCAPPRJ	57634	HOMELESS DAY RESOURCE CENTER	CAPITAL	\$10,009.21	\$3,290.00	\$6,719.21	\$0.00	\$0
HUMAN SERVICES	HSCAPPRJ	57670	IT NETWORK CLOSET UPGRADES	CAPITAL	\$562,269.36	\$488,499.00	\$11,565.71	\$62,204.65	\$62,205
HUMAN SERVICES	HSCAPPRJ	57688	JOB CENTER CARPET REPLACEMENT	CAPITAL	\$48,743.00	\$0.00	\$0.00	\$48,743.00	\$48,743
HUMAN SERVICES	HSCAPPRJ	57694	JOB CENTER CUBICLES	CAPITAL	\$1,650,800.00	\$796,420.43	\$5,064.75	\$849,314.82	\$849,315
HUMAN SERVICES	HSCAPPRJ	57696	JCO/NIP LOBBY SECURITY	CAPITAL	\$1,850.00	\$0.00	\$0.00	\$1,850.00	\$1,850
HUMAN SERVICES	HSCAPPRJ	57735	LANDSCAPE PROJECT-STOUGHTON	CAPITAL	\$5,556.75	\$5,556.25	\$0.00	\$0.50	\$1
HUMAN SERVICES	HSCAPPRJ	58200	REHAB OF DAY RESOURCE CENTER	CAPITAL	\$75,000.00	\$0.00	\$0.00	\$75,000.00	\$75,000
HUMAN SERVICES	HSCAPPRJ	58529	SALVATION ARMY DEVELOPMNT PROJ	CAPITAL	\$1,300,000.00	\$0.00	\$0.00	\$1,300,000.00	\$1,300,000
HUMAN SERVICES	HSCAPPRJ	58600	SIDEWALK/PARKING LOT PROJECTS	CAPITAL	\$3,094.48	\$0.00	\$0.00	\$3,094.48	\$3,094
HUMAN SERVICES	HSCAPPRJ	58628	SIT STAND DESKS	CAPITAL	\$75,000.00	\$0.00	\$0.00	\$75,000.00	\$75,000
HUMAN SERVICES	HSCAPPRJ	58846	TRACTOR WITH SALTER	CAPITAL	\$21,300.00	\$0.00	\$0.00	\$21,300.00	\$21,300
HUMAN SERVICES	HSCAPPRJ	58926	VEHICLE REPLACEMENT	CAPITAL	\$226,963.10	\$88,425.00	\$0.00	\$138,538.10	\$138,538
HUMAN SERVICES	HSCAPPRJ	81831	WISCONSIN SALT WISE GRANT	CAPITAL	(\$1,900.00)	\$0.00	\$0.00	(\$1,900.00)	(\$1,900)
HUMAN SERVICES	HSCAPPRJ	84974	BORROWING PROCEEDS	CAPITAL	(\$3,268,800.00)	\$0.00	\$0.00	(\$3,268,800.00)	(\$3,268,800)
INFORMATION MANAGEMENT	CPINFMGT	57076	AUTOMATION PROJECTS	CAPITAL	\$831,147.40	\$48,707.69	\$140,059.35	\$642,380.36	\$642,380
INFORMATION MANAGEMENT	CPINFMGT	57080	DISASTER RECOVERY SITE	CAPITAL	\$737,370.62	\$291,862.47	\$325,550.00	\$119,958.15	\$119,958
INFORMATION MANAGEMENT	CPINFMGT	57230	COMPUTER EQUIPMENT	CAPITAL	\$248,679.22	\$0.00	\$43,829.39	\$204,849.83	\$204,850
INFORMATION MANAGEMENT	CPINFMGT	57277	DATA STORAGE UPGRADE	CAPITAL	\$381,087.37	\$61,258.88	\$168,333.30	\$151,495.19	\$151,495
INFORMATION MANAGEMENT	CPINFMGT	57440	FIBER NETWORK CONNECTIONS	CAPITAL	\$573,005.94	\$294,981.13	\$212,141.43	\$65,883.38	\$65,883
INFORMATION MANAGEMENT	CPINFMGT	57845	MICROSOFT LICENSING PROJECT	CAPITAL	\$772,935.93	\$56,925.00	\$577,296.17	\$138,714.76	\$138,715
INFORMATION MANAGEMENT	CPINFMGT	57938	NETWORK INFRASTRUCTURE UPGRADE	CAPITAL	\$286,480.58	\$450.00	\$179,660.99	\$106,369.59	\$106,370
INFORMATION MANAGEMENT	CPINFMGT	59006	WIRELESS INFRASTRUCTURE UPGRDE	CAPITAL	\$211,250.14	\$0.00	\$36,639.77	\$174,610.37	\$174,610
INFORMATION MANAGEMENT	CPINFMGT	59023	CYBER SECURITY IMPROVEMENTS	CAPITAL	\$619,539.65	\$196,283.16	\$208,034.23	\$215,222.26	\$215,222
JUVENILE COURT	JCCAPPRJ	57701	JUVENILE DETENTION EXPANSION	CAPITAL	\$3,860,325.06	\$110,800.00	\$66,320.00	\$3,683,205.06	\$3,683,205
JUVENILE COURT	JCCAPPRJ	58333	REPLACEMENT EQUIP-DETENTION	CAPITAL	\$2,000.00	\$0.00	\$14,812.63	\$5,187.37	\$5,187
JUVENILE COURT	JCCAPPRJ	58433	ALARM SYSTEM REPLACEMENT	CAPITAL	\$10,000.00	\$0.00	\$0.00	\$10,000.00	\$10,000
JUVENILE COURT	JCCAPPRJ	84974	BORROWING PROCEEDS	CAPITAL	(\$4,039,000.00)	\$0.00	\$0.00	(\$4,039,000.00)	(\$4,039,000)

Table 5 - Capital Budget Carryforwards



COUNTY OF DANE  
2021 BUDGET  
CAPITAL BUDGET CARRYFORWARDS

DEPARTMENT	ORG	OBJECT	ACCOUNT DESCRIPTION	TYPE	MODIFIED BUDGET	ENCUMBRANCE	ACTUAL	BALANCE	AMOUNT TO BE CARRIED FORWARD
LAND & WATER RESOURCES	CPLWRESC	51486	CHEROKEE LK REHAB EXPENSE	CAPITAL	\$30,630.54	\$0.00	\$0.00	\$30,630.54	\$30,631
LAND & WATER RESOURCES	CPLWRESC	52101	SURVEY STATION	CAPITAL	\$50,000.00	\$0.00	\$37,246.51	\$12,753.49	\$12,753
LAND & WATER RESOURCES	CPLWRESC	52103	MUD LAKE AERATION	CAPITAL	\$11,976.77	\$0.00	\$0.00	\$11,976.77	\$11,977
LAND & WATER RESOURCES	CPLWRESC	57103	BICYCLE WAYFINDING SYSTEM DEV	CAPITAL	\$22,033.74	\$0.00	\$0.00	\$22,033.74	\$22,034
LAND & WATER RESOURCES	CPLWRESC	57110	BIKE GRANT PROGRAM	CAPITAL	\$339,900.00	\$339,900.00	\$0.00	\$0.00	\$0
LAND & WATER RESOURCES	CPLWRESC	57133	BEACH ALERT MODEL	CAPITAL	\$50,000.00	\$0.00	\$0.00	\$50,000.00	\$50,000
LAND & WATER RESOURCES	CPLWRESC	57239	CONSERVATION PLANNING SYSTEM	CAPITAL	\$409,088.67	\$0.00	\$0.00	\$409,088.67	\$409,089
LAND & WATER RESOURCES	CPLWRESC	57241	COMPOSTING FEASIBILITY STUDY	CAPITAL	\$200,000.00	\$0.00	\$0.00	\$200,000.00	\$200,000
LAND & WATER RESOURCES	CPLWRESC	57250	COST SHARE-BEACH IMPROVEMENTS	CAPITAL	\$74,690.58	\$0.00	\$0.00	\$74,690.58	\$74,691
LAND & WATER RESOURCES	CPLWRESC	57439	FEMININE HYGIENE PRODUCT DISP	CAPITAL	\$8,008.11	\$0.00	\$736.56	\$7,271.55	\$7,272
LAND & WATER RESOURCES	CPLWRESC	57476	FRIENDS GROUP GRANT PROGRAM	CAPITAL	\$100,000.00	\$0.00	\$0.00	\$100,000.00	\$100,000
LAND & WATER RESOURCES	CPLWRESC	57535	GLACIAL DRUMLIN TRAIL	CAPITAL	\$249,385.45	\$0.00	\$0.00	\$249,385.45	\$249,385
LAND & WATER RESOURCES	CPLWRESC	57629	HERITAGE CENTER ROOF REPLACE	CAPITAL	\$107,000.00	\$0.00	\$89,601.24	\$17,398.76	\$17,399
LAND & WATER RESOURCES	CPLWRESC	57660	BREWERY SPRING CK BRIDGE	CAPITAL	\$69,200.00	\$0.00	\$0.00	\$69,200.00	\$69,200
LAND & WATER RESOURCES	CPLWRESC	57661	STREIFF SPRING VALLEY CK BRID	CAPITAL	\$51,600.00	\$0.00	\$0.00	\$51,600.00	\$51,600
LAND & WATER RESOURCES	CPLWRESC	57669	DAHLK MT VERNON CK BRIDGE	CAPITAL	\$91,200.00	\$0.00	\$0.00	\$91,200.00	\$91,200
LAND & WATER RESOURCES	CPLWRESC	57714	LK FARM/LUSSIER RENEWABLE ENRG	CAPITAL	\$774,018.93	\$292,976.00	\$413,288.53	\$67,754.40	\$67,754
LAND & WATER RESOURCES	CPLWRESC	57719	LAKE PRESERVATION & RENEWAL FD	CAPITAL	\$1,463,578.50	\$0.00	\$0.00	\$1,463,578.50	\$1,463,579
LAND & WATER RESOURCES	CPLWRESC	57773	LOWER YAHARA RIVER TRAIL	CAPITAL	\$1,451,252.59	\$500.00	\$0.00	\$1,450,752.59	\$1,450,753
LAND & WATER RESOURCES	CPLWRESC	57780	LOWER YAHARA RIVER TRAIL PH II	CAPITAL	\$289,727.29	\$84,083.30	\$54,860.47	\$150,783.52	\$150,784
LAND & WATER RESOURCES	CPLWRESC	58034	PARC FLOOD GRANT PROGRAM	CAPITAL	\$957,665.79	\$812,262.00	\$40,403.79	\$105,000.00	\$105,000
LAND & WATER RESOURCES	CPLWRESC	58045	PARTNERSHIP FOR REC & CONSERV	CAPITAL	\$143,699.85	\$124,852.29	\$0.00	\$18,847.56	\$18,848
LAND & WATER RESOURCES	CPLWRESC	58084	PHEASANT BRANCH FLOOD CLEANUP	CAPITAL	\$400,000.00	\$400,000.00	\$0.00	\$0.00	\$0
LAND & WATER RESOURCES	CPLWRESC	58110	POS-ASSESS BEACH WATER QUALITY	CAPITAL	\$11,234.00	\$0.00	\$0.00	\$11,234.00	\$11,234
LAND & WATER RESOURCES	CPLWRESC	58537	SCHEIDEGGER COMMUNITY FOREST	CAPITAL	\$10,170.73	\$0.00	\$0.00	\$10,170.73	\$10,171
LAND & WATER RESOURCES	CPLWRESC	58613	SILVERWOOD AG DEMO PROJECTS	CAPITAL	\$21,550.00	\$19,000.00	\$0.00	\$2,550.00	\$2,550
LAND & WATER RESOURCES	CPLWRESC	58615	SILVERWOOD CO PARK DEVELOPMENT	CAPITAL	\$25,382.05	\$1,835.00	\$7,500.00	\$16,047.05	\$16,047
LAND & WATER RESOURCES	CPLWRESC	58710	SUGAR RIVER CONNECTOR TRAIL	CAPITAL	\$194,783.75	\$0.00	\$0.00	\$194,783.75	\$194,784
LAND & WATER RESOURCES	CPLWRESC	58712	SUGAR RIVER NRA DEVELOPMENT	CAPITAL	\$83,174.13	\$10,817.19	\$450.80	\$71,906.14	\$71,906
LAND & WATER RESOURCES	CPLWRESC	58760	TENNEY DAM ELEVATION	CAPITAL	\$300,000.00	\$0.00	\$14,327.74	\$285,672.26	\$285,672
LAND & WATER RESOURCES	CPLWRESC	58923	VEHICLE & EQUIPMENT REPLACEMNT	CAPITAL	\$1,075,365.70	\$644,120.30	\$397,078.96	\$34,166.44	\$34,166
LAND & WATER RESOURCES	CPLWRESC	59025	YAHARA CLEAN IMPLEMENTATION	CAPITAL	\$1,851,240.13	\$101,009.23	\$664,632.13	\$1,085,598.77	\$1,085,599
LAND & WATER RESOURCES	CPLWRESC	59032	YAHARA RIVER FLOW ENHANCEMENT	CAPITAL	\$7,969,975.10	\$1,852,732.30	\$2,595,818.22	\$3,521,424.58	\$3,521,425
LAND & WATER RESOURCES	CPLWRESC	80129	CHEROKEE LK REHAB GRANT	CAPITAL	(\$50,000.00)	\$0.00	\$0.00	(\$50,000.00)	(\$50,000)
LAND & WATER RESOURCES	CPLWRESC	81623	SNOWMOBILE TRAIL BRIDGE GRANT	CAPITAL	(\$217,129.13)	\$0.00	\$0.00	(\$217,129.13)	(\$217,129)
LAND & WATER RESOURCES	CPLWRESC	84255	HERITAGE CENTER CONTRIBUTIONS	CAPITAL	(\$462,249.71)	\$0.00	\$0.00	(\$462,249.71)	(\$462,250)
LAND & WATER RESOURCES	LEWSSLUNY	52108	MCCARTHY PARK IMPROVEMENTS	CAPITAL	\$60,000.00	\$0.00	\$0.00	\$60,000.00	\$60,000
LAND & WATER RESOURCES	LEWSSLUNY	57021	ACCESSIBLE SHOREFISHING IMPVTS	CAPITAL	\$294,300.00	\$85,000.00	\$0.00	\$209,300.00	\$209,300
LAND & WATER RESOURCES	LEWSSLUNY	57030	ANDERSON FARM PARK WELL	CAPITAL	\$25,000.00	\$0.00	\$0.00	\$25,000.00	\$25,000
LAND & WATER RESOURCES	LEWSSLUNY	57085	BADGER PRAIRIE PARK IMPROVEMTS	CAPITAL	\$52,580.00	\$0.00	\$0.00	\$52,580.00	\$52,580
LAND & WATER RESOURCES	LEWSSLUNY	57104	SCHUMACHER FARM RESTROOM	CAPITAL	\$8,394.99	\$6,180.21	\$0.00	\$2,214.78	\$2,215
LAND & WATER RESOURCES	LEWSSLUNY	57114	BLACK EARTH CONNECTOR CORRIDOR	CAPITAL	\$1,000,000.00	\$0.00	\$0.00	\$1,000,000.00	\$1,000,000
LAND & WATER RESOURCES	LEWSSLUNY	57165	CAP CITY TO GLACIAL DRUMLIN TR	CAPITAL	\$172,172.64	\$33,172.93	\$37,167.28	\$101,832.43	\$101,832
LAND & WATER RESOURCES	LEWSSLUNY	57357	EAB TREE PLANTING	CAPITAL	\$52,441.51	\$25,638.37	\$0.00	\$26,803.14	\$26,803
LAND & WATER RESOURCES	LEWSSLUNY	57432	FESTGE PARK SHELTERS/OVERLOOK	CAPITAL	\$37,887.93	\$13,175.00	\$23,620.00	\$1,092.93	\$1,093
LAND & WATER RESOURCES	LEWSSLUNY	57433	FISH LAKE BOAT LAUNCH RELOCATI	CAPITAL	\$20,862.68	\$0.00	\$0.00	\$20,862.68	\$20,863
LAND & WATER RESOURCES	LEWSSLUNY	57646	ICE AGE TRAIL ACCESS & DEV	CAPITAL	\$23,886.45	\$13,594.56	\$10,291.89	\$0.00	\$0
LAND & WATER RESOURCES	LEWSSLUNY	57810	MENDOTA PRK STRMWTR & ELEC IMP	CAPITAL	\$30,000.00	\$0.00	\$0.00	\$30,000.00	\$30,000
LAND & WATER RESOURCES	LEWSSLUNY	57943	NEW PROPERTY STABILIZATION	CAPITAL	\$347,198.00	\$36,542.96	\$135,133.14	\$175,521.90	\$175,522
LAND & WATER RESOURCES	LEWSSLUNY	57944	NORTH MENDOTA BIKE/PED TRAIL	CAPITAL	\$1,284,241.32	\$188,712.94	\$1,027,129.35	\$68,399.03	\$68,399
LAND & WATER RESOURCES	LEWSSLUNY	58036	PARK IMPROVEMENT PROJECTS	CAPITAL	\$343,205.79	\$69,746.46	\$211,931.44	\$61,527.89	\$61,528
LAND & WATER RESOURCES	LEWSSLUNY	58086	PICNIC TABLES/GRILLS/CAMP FIXT	CAPITAL	\$23,865.94	\$840.00	\$12,752.00	\$10,273.94	\$10,274
LAND & WATER RESOURCES	LEWSSLUNY	58616	SILVERWOOD DEER FENCING	CAPITAL	\$28,800.00	\$0.00	\$26,900.00	\$1,900.00	\$1,900

Table 5 - Capital Budget Carryforwards

738  
COUNTY OF DANE  
2021 BUDGET  
CAPITAL BUDGET CARRYFORWARDS

DEPARTMENT	ORG	OBJECT	ACCOUNT DESCRIPTION	TYPE	MODIFIED BUDGET	ENCUMBRANCE	ACTUAL	BALANCE	AMOUNT TO BE CARRIED FORWARD
LAND & WATER RESOURCES	LEWSLUNY	58807	BIKE/PED BRIDGE-N MENDOTA	CAPITAL	\$14,800.00	\$0.00	\$0.00	\$14,800.00	\$14,800
LAND & WATER RESOURCES	LEWSLUNY	58821	RIVER ROAD TREE NURSERY	CAPITAL	\$4,345.13	\$4,345.13	\$0.00	\$0.00	\$0
LAND & WATER RESOURCES	LEWSLUNY	58822	ANDERSON PROPERTY STABILIZATION	CAPITAL	\$16,089.15	\$0.00	\$0.00	\$16,089.15	\$16,089
LAND & WATER RESOURCES	LEWSLUNY	58823	CAPITAL TRAIL REHAB	CAPITAL	\$849,228.44	\$262,010.00	\$12,312.13	\$574,906.31	\$574,906
LAND & WATER RESOURCES	LEWSLUNY	58824	ANDERSON FARM DOG PARK	CAPITAL	\$648,588.01	\$157,299.81	\$60,031.74	\$431,256.46	\$431,256
LAND & WATER RESOURCES	LEWSLUNY	59051	PARKS STORMWATER IMPROVEMENTS	CAPITAL	\$175,000.00	\$0.00	\$0.00	\$175,000.00	\$175,000
LAND & WATER RESOURCES	LEWSLUNY	59052	PHEASANT BRANCH DEMO & RESTORE	CAPITAL	\$490,000.00	\$429,800.00	\$0.00	\$60,200.00	\$60,200
LAND & WATER RESOURCES	LEWSLUNY	59053	RILEY DEPPE GRANT	CAPITAL	\$100,000.00	\$0.00	\$0.00	\$100,000.00	\$100,000
LAND & WATER RESOURCES	LEWSLUNY	59054	SALMO POND RESTROOM & PARKING	CAPITAL	\$85,000.00	\$1,000.00	\$3,900.00	\$80,100.00	\$80,100
LAND & WATER RESOURCES	LEWSLUNY	59055	TOKEN CREEK BOARDWALK	CAPITAL	\$200,000.00	\$6,900.00	\$157.82	\$192,942.18	\$192,942
LAND & WATER RESOURCES	LEWSLUNY	80069	CAPITAL TRAIL REHAB GRANT	CAPITAL	(\$40,000.00)	\$0.00	\$0.00	(\$40,000.00)	(\$40,000)
LAND & WATER RESOURCES	LWCONSRV	57273	DANE COUNTY CONSERVATION FUND	CAPITAL	\$7,660,438.79	\$19,290.00	\$1,141,924.06	\$6,499,224.73	\$6,499,225
LAND & WATER RESOURCES	LWLEGACY	51485	MANURE WATER TREATMENT	CAPITAL	\$399,963.29	\$99,950.00	\$0.00	\$300,013.29	\$300,013
LAND & WATER RESOURCES	LWLEGACY	57051	TENNEY BREAKWALL ANALYSIS	CAPITAL	\$200,000.00	\$6,850.00	\$0.00	\$193,150.00	\$193,150
LAND & WATER RESOURCES	LWLEGACY	57069	BADGER MILL CREEK	CAPITAL	\$300,000.00	\$0.00	\$310.58	\$299,689.42	\$299,689
LAND & WATER RESOURCES	LWLEGACY	57139	BUOYS & LIGHTS	CAPITAL	\$13,150.83	\$0.00	\$3,976.90	\$9,173.93	\$9,174
LAND & WATER RESOURCES	LWLEGACY	57166	CARP REMOVAL & SEDIMENT REDUCT	CAPITAL	\$101,176.25	\$0.00	\$0.00	\$101,176.25	\$101,176
LAND & WATER RESOURCES	LWLEGACY	57197	CHAPTER 14 ENFORCEMENT	CAPITAL	\$232,110.73	\$0.00	\$95,924.00	\$136,186.73	\$136,187
LAND & WATER RESOURCES	LWLEGACY	57198	CLEAN BEACH GRANT PROGRAM	CAPITAL	\$250,000.00	\$0.00	\$7,088.58	\$242,911.42	\$242,911
LAND & WATER RESOURCES	LWLEGACY	57226	COMMUNITY MANURE STORAGE	CAPITAL	\$1,102,728.11	\$0.00	\$0.00	\$1,102,728.11	\$1,102,728
LAND & WATER RESOURCES	LWLEGACY	57237	CLEAN SHORE PILOT	CAPITAL	\$13,470.39	\$0.00	\$0.00	\$13,470.39	\$13,470
LAND & WATER RESOURCES	LWLEGACY	57272	DANE COUNTY CRP	CAPITAL	\$2,023,312.50	\$0.00	\$834,993.07	\$1,188,319.43	\$1,188,319
LAND & WATER RESOURCES	LWLEGACY	57308	DIGESTER WATER TREATMENT PILOT	CAPITAL	\$301,389.66	\$10,791.65	\$285,635.30	\$4,962.71	\$4,963
LAND & WATER RESOURCES	LWLEGACY	57337	DOOR CREEK RESTORATION	CAPITAL	\$200,000.00	\$0.00	\$0.00	\$200,000.00	\$200,000
LAND & WATER RESOURCES	LWLEGACY	57340	DORN CREEK SEDIMENT REMOVAL	CAPITAL	\$5,737.89	\$0.00	\$0.00	\$5,737.89	\$5,738
LAND & WATER RESOURCES	LWLEGACY	57471	FLOOD LAND ACQUISITION	CAPITAL	\$6,000,000.00	\$0.00	\$2,000,000.00	\$4,000,000.00	\$4,000,000
LAND & WATER RESOURCES	LWLEGACY	57717	LAKE MGMT REPAIR PARTS INV	CAPITAL	\$25,216.54	\$524.63	\$24,691.91	\$0.00	\$0
LAND & WATER RESOURCES	LWLEGACY	57718	LAKE MONITORING BUOY	CAPITAL	\$22,261.85	\$0.00	\$0.00	\$22,261.85	\$22,262
LAND & WATER RESOURCES	LWLEGACY	57737	LEGACY SEDIMENT REMOVAL	CAPITAL	\$8,753,722.20	\$48,081.00	\$78,232.00	\$8,627,409.20	\$8,627,409
LAND & WATER RESOURCES	LWLEGACY	57778	LOWR CHEROKEE-YAH RIVER OUTLET	CAPITAL	\$40,300.00	\$39,800.00	\$0.00	\$500.00	\$500
LAND & WATER RESOURCES	LWLEGACY	58543	SEDIMENT CONTROL PROJECT	CAPITAL	\$23,995.00	\$0.00	\$0.00	\$23,995.00	\$23,995
LAND & WATER RESOURCES	LWLEGACY	58697	STORMWATER CONTROLS	CAPITAL	\$6,182,472.45	\$2,389,655.00	\$0.00	\$3,792,817.45	\$3,792,817
LAND & WATER RESOURCES	LWLEGACY	58700	STREAMBANK PROTECTION	CAPITAL	\$529,753.27	\$0.00	\$0.00	\$529,753.27	\$529,753
LAND & WATER RESOURCES	LWLEGACY	58701	STREAMBANK EASEMENTS	CAPITAL	\$139,923.61	\$0.00	\$0.00	\$139,923.61	\$139,924
LAND & WATER RESOURCES	LWLEGACY	58713	SUGAR RIVER RESTORATION	CAPITAL	\$100,274.05	\$0.00	\$0.00	\$100,274.05	\$100,274
LAND & WATER RESOURCES	LWLEGACY	58759	TENNEY LOCK IMPROVEMENTS	CAPITAL	\$2,754.24	\$0.00	\$1,749.40	\$1,004.84	\$1,005
LAND & WATER RESOURCES	LWLEGACY	58968	WARM WATER STREAM EASEMNT PLAN	CAPITAL	\$23,800.00	\$0.00	\$0.00	\$23,800.00	\$23,800
LAND & WATER RESOURCES	LWLEGACY	58999	WETLAND RESTORATION PLANNING	CAPITAL	\$20,000.00	\$0.00	\$0.00	\$20,000.00	\$20,000
LAND & WATER RESOURCES	LWLEGACY	59024	YAHARA CLEAN HC REMEDIATION	CAPITAL	\$2,000,000.00	\$0.00	\$0.00	\$2,000,000.00	\$2,000,000
LAND & WATER RESOURCES	LWLEGACY	59027	YAHARA CLEAR LAKES - REHAB	CAPITAL	\$136,906.46	\$0.00	\$0.00	\$136,906.46	\$136,906
LAND & WATER RESOURCES	LWLEGACY	59028	YAHARA RIVER INFOS MODEL DEVEL	CAPITAL	\$26,152.40	\$0.00	\$5,915.88	\$20,236.52	\$20,237
LAND & WATER RESOURCES	LWLEGACY	59034	CHAPTER 49 IMPLEMENTATION	CAPITAL	\$500,000.00	\$0.00	\$0.00	\$500,000.00	\$500,000
LAND & WATER RESOURCES	LWLEGACY	84749	FRIENDS OF CHEROKEE MARSH	CAPITAL	(\$2,000.00)	\$0.00	\$0.00	(\$2,000.00)	(\$2,000)
LAND & WATER RESOURCES	LWLEGACY	84767	YAHARA CLEAN HC REMDIATION REV	CAPITAL	(\$500,000.00)	\$0.00	\$0.00	(\$500,000.00)	(\$500,000)
LAND & WATER RESOURCES	LWLEGACY	84978	TENNEY LOCK REVENUE	CAPITAL	(\$354,037.00)	\$0.00	\$0.00	(\$354,037.00)	(\$354,037)
LAND INFORMATION	LIO	57472	FLY DANE DIGITAL TERRAIN & ORT	CAPITAL	\$183,400.00	\$66,700.00	\$116,700.00	\$0.00	\$0
LAND INFORMATION	LIO	84557	STRATEGIC INITIATIVE GRANT	CAPITAL	(\$45,000.00)	\$0.00	\$0.00	(\$45,000.00)	(\$45,000)
MEDICAL EXAMINER	CPMEDEXM	51497	TABLETS	CAPITAL	\$50,900.00	\$0.00	\$0.00	\$50,900.00	\$50,900
MEDICAL EXAMINER	CPMEDEXM	57734	LAPTOPS AND DOCKING STATIONS	CAPITAL	\$17,332.93	\$0.00	\$0.00	\$17,332.93	\$17,333
MEDICAL EXAMINER	CPMEDEXM	57918	MORGUE EQUIPMENT	CAPITAL	\$4,611.61	\$0.00	\$0.00	\$4,611.61	\$4,612
MEDICAL EXAMINER	CPMEDEXM	58155	RADIO EQUIPMENT REPLACEMENT	CAPITAL	\$45,179.38	\$0.00	\$0.00	\$45,179.38	\$45,179
MEDICAL EXAMINER	CPMEDEXM	58925	VEHICLES & EQUIPMENT	CAPITAL	\$205,374.85	\$42,979.00	\$86,850.50	\$75,545.35	\$75,545
MEDICAL EXAMINER	CPMEDEXM	84974	BORROWING PROCEEDS	CAPITAL	(\$200,000.00)	\$0.00	\$0.00	(\$200,000.00)	(\$200,000)

Table 5 - Capital Budget Carryforwards

COUNTY OF DANE  
2021 BUDGET  
CAPITAL BUDGET CARRYFORWARDS

DEPARTMENT	ORG	OBJECT	ACCOUNT DESCRIPTION	TYPE	MODIFIED BUDGET	ENCUMBRANCE	ACTUAL	BALANCE	AMOUNT TO BE CARRIED FORWARD
PARKING RAMP	CPPUBPR	58009	RAMP PAY STATION UPGRADE	CAPITAL	\$19,000.00	\$18,821.98	\$0.00	\$178.02	\$178
PARKING RAMP	CPPUBPR	58192	RAMP RENOVATION	CAPITAL	\$161,604.51	\$0.00	\$184.58	\$161,419.93	\$161,420
PARKING RAMP	CPPUBPR	84974	BORROWING PROCEEDS	CAPITAL	(\$164,000.00)	\$0.00	\$0.00	(\$164,000.00)	(\$164,000)
PLANNING & DEVELOPMENT	CPPLNDEV	58056	PERMIT/TAX/ASSESSMENT SYSTEM	CAPITAL	\$1,189,043.73	\$0.00	\$0.00	\$1,189,043.73	\$1,189,044
PLANNING & DEVELOPMENT	CPPLNDEV	58101	OFFICE IMPROCEMENTS	CAPITAL	\$6,500.00	\$0.00	\$0.00	\$6,500.00	\$6,500
PLANNING & DEVELOPMENT	CPPLNDEV	58309	RE-MONUMENTATION PROJECT	CAPITAL	\$423,620.00	\$0.00	\$135,860.00	\$287,760.00	\$287,760
PLANNING & DEVELOPMENT	CPPLNDEV	84974	BORROWING PROCEEDS	CAPITAL	(\$1,443,500.00)	\$0.00	\$0.00	(\$1,443,500.00)	(\$1,443,500)
PRINTING & SERVICES	PRTSER	58926	VEHICLE REPLACEMENT	CAPITAL	\$2,514.00	\$0.00	\$0.00	\$2,514.00	\$2,514
PRINTING & SERVICES	PRTSER	5700C	FIXED ASSET ADDITIONS-CAP BDGT	CAPITAL	(\$2,514.00)	\$0.00	\$0.00	(\$2,514.00)	(\$2,514)
PRINTING & SERVICES	PSCOPIER	57264	COPIER	CAPITAL	\$68,000.00	\$0.00	\$67,776.00	\$224.00	\$224
PRINTING & SERVICES	PSCOPIER	5700C	FIXED ASSET ADDITIONS-CAP BDGT	CAPITAL	(\$68,000.00)	\$0.00	\$0.00	(\$68,000.00)	(\$224)
PRINTING & SERVICES	PSFLEET	56370	ELECTRIC VEHICLES	CAPITAL	\$65,000.00	\$0.00	\$54,897.00	\$10,103.00	\$10,103
PRINTING & SERVICES	PSFLEET	84974	BORROWING PROCEEDS	CAPITAL	(\$65,000.00)	\$0.00	\$0.00	(\$65,000.00)	(\$65,000)
PRINTING & SERVICES	PSFLEET	5700C	FIXED ASSET ADDITIONS-CAP BDGT	CAPITAL	(\$65,000.00)	\$0.00	\$0.00	(\$65,000.00)	(\$10,103)
PRINTING & SERVICES	PSFLEET	8497C	CAPITAL ASSET ADDITION OFFSET	CAPITAL	\$65,000.00	\$0.00	\$0.00	\$65,000.00	\$65,000
PUBLIC SAFETY	CPPUBSAF	52104	HEADSET REPLACEMENTS	CAPITAL	\$5,000.00	\$0.00	\$2,454.39	\$2,545.61	\$2,546
PUBLIC SAFETY	CPPUBSAF	57046	DISPATCH FURNITURE REPLACEMENT	CAPITAL	\$70,000.00	\$0.00	\$0.00	\$70,000.00	\$70,000
PUBLIC SAFETY	CPPUBSAF	57078	BACK UP CENTER EQUIPMENT	CAPITAL	\$101,075.56	\$14,904.00	\$9,639.47	\$76,532.09	\$76,532
PUBLIC SAFETY	CPPUBSAF	57146	CAD & RELATED SYSTEMS REPLACE	CAPITAL	\$133,002.54	\$37,639.59	\$58,074.65	\$37,288.30	\$37,288
PUBLIC SAFETY	CPPUBSAF	57191	CENTER EXPANSION DESIGN	CAPITAL	\$324,491.14	\$0.00	\$24,490.14	\$300,001.00	\$300,001
PUBLIC SAFETY	CPPUBSAF	57276	DASHBOARD REPORTING TOOL	CAPITAL	\$100,000.00	\$0.00	\$71,019.00	\$28,981.00	\$28,981
PUBLIC SAFETY	CPPUBSAF	58097	SERVER ROOM COOLING	CAPITAL	\$60,000.00	\$1,760.00	\$7,040.00	\$51,200.00	\$51,200
PUBLIC SAFETY	CPPUBSAF	58127	FIRE SUPPRESSION	CAPITAL	\$150,000.00	\$0.00	\$0.00	\$150,000.00	\$150,000
PUBLIC SAFETY	CPPUBSAF	58128	DATA STORAGE AT EDC	CAPITAL	\$70,000.00	\$0.00	\$65,842.87	\$4,157.13	\$4,157
PUBLIC SAFETY	CPPUBSAF	58129	V CENTER LICENSES	CAPITAL	\$30,000.00	\$0.00	\$24,934.80	\$5,065.20	\$5,065
PUBLIC SAFETY	CPPUBSAF	58161	RADIO SYSTEM REPLACEMENT	CAPITAL	\$1,137,761.61	\$92,407.97	\$12,297.69	\$1,033,055.95	\$1,033,056
PUBLIC SAFETY	CPPUBSAF	58337	REPLACE COMPUTER WORKSTATIONS	CAPITAL	\$11,007.96	\$0.00	\$0.00	\$11,007.96	\$11,008
PUBLIC SAFETY	CPPUBSAF	58339	REPLACE 9-1-1 TELEPHONE SYSTEM	CAPITAL	\$344,347.73	\$60,150.75	\$77,753.03	\$206,443.95	\$206,444
PUBLIC SAFETY	CPPUBSAF	58542	SECURITY IMPROVEMENTS	CAPITAL	\$27,188.74	\$4,250.00	\$11,327.00	\$11,611.74	\$11,612
SHERIFF	CPSHRF	51490	COMMISARRY INFRASTRUCTURE EXP	CAPITAL	\$39,729.66	\$0.00	\$0.00	\$39,729.66	\$39,730
SHERIFF	CPSHRF	51495	FST VEHICLE & EQUIPMENT	CAPITAL	\$18,733.15	\$0.00	\$0.00	\$18,733.15	\$18,733
SHERIFF	CPSHRF	57015	AED REPLACEMENT	CAPITAL	\$23,785.00	\$0.00	\$0.00	\$23,785.00	\$23,785
SHERIFF	CPSHRF	57016	RANGE IMPROVEMENTS	CAPITAL	\$12,265.93	\$0.00	\$0.00	\$12,265.93	\$12,266
SHERIFF	CPSHRF	57023	AIR BOAT	CAPITAL	\$14,739.86	\$0.00	\$0.00	\$14,739.86	\$14,740
SHERIFF	CPSHRF	57037	JAIL CONSOLIDATION - OPTION 3	CAPITAL	\$147,130,341.65	\$11,210,742.59	\$3,831,391.39	\$132,088,207.67	\$132,088,208
SHERIFF	CPSHRF	57038	RECORDS REMODEL	CAPITAL	\$2,508.62	\$0.00	\$0.00	\$2,508.62	\$2,509
SHERIFF	CPSHRF	57039	BODY SCANNER	CAPITAL	\$53,100.00	\$0.00	\$0.00	\$53,100.00	\$53,100
SHERIFF	CPSHRF	57068	BALLISTIC WORK STATION	CAPITAL	\$16,000.00	\$0.00	\$16,000.00	\$0.00	\$0
SHERIFF	CPSHRF	57112	BODY CAMERA PILOT PROJECT	CAPITAL	\$16,148.09	\$0.00	\$0.00	\$16,148.09	\$16,148
SHERIFF	CPSHRF	57117	BEARCAT	CAPITAL	\$23,554.19	\$20,815.00	\$0.00	\$2,739.19	\$2,739
SHERIFF	CPSHRF	57119	CARPET REPLACEMENT	CAPITAL	\$2,700.00	\$0.00	\$0.00	\$2,700.00	\$2,700
SHERIFF	CPSHRF	57120	RENOVATE BOOKING COUNTER	CAPITAL	\$20,905.51	\$0.00	\$0.00	\$20,905.51	\$20,906
SHERIFF	CPSHRF	57122	PROFESSIONAL STANDARDS SOFTWARE	CAPITAL	\$3,700.00	\$0.00	\$0.00	\$3,700.00	\$3,700
SHERIFF	CPSHRF	57123	RESCUE SHIELDS	CAPITAL	\$300.00	\$0.00	\$0.00	\$300.00	\$300
SHERIFF	CPSHRF	57124	KEY INVENTORY SYSTEM	CAPITAL	\$79,963.50	\$0.01	\$79,768.05	\$195.44	\$195
SHERIFF	CPSHRF	57125	LEXIS NEXIS	CAPITAL	\$7,000.00	\$0.00	\$0.00	\$7,000.00	\$7,000
SHERIFF	CPSHRF	57128	LICENSE PLATE READER	CAPITAL	\$6,537.00	\$0.00	\$0.00	\$6,537.00	\$6,537
SHERIFF	CPSHRF	57131	JAIL LOCK REPAIRS	CAPITAL	\$6,800.00	\$0.00	\$0.00	\$6,800.00	\$6,800
SHERIFF	CPSHRF	57140	BALLISTIC HELMETS	CAPITAL	\$10,000.00	\$0.00	\$9,750.00	\$250.00	\$250
SHERIFF	CPSHRF	57235	COMPUTER SOFTWARE & HARDWARE	CAPITAL	\$134,739.64	\$290.00	\$44,125.04	\$90,324.60	\$90,325
SHERIFF	CPSHRF	57240	CONTROL PANEL & CIRCUIT BOARD	CAPITAL	\$6,419.81	\$0.00	\$0.00	\$6,419.81	\$6,420
SHERIFF	CPSHRF	57301	DICTAPHONE REPLACEMENT	CAPITAL	\$18,300.00	\$0.00	\$0.00	\$18,300.00	\$18,300
SHERIFF	CPSHRF	57304	CONVEYOR SYSTEM	CAPITAL	\$78,100.00	\$0.00	\$0.00	\$78,100.00	\$78,100

740  
COUNTY OF DANE  
2021 BUDGET  
CAPITAL BUDGET CARRYFORWARDS

DEPARTMENT	ORG	OBJECT	ACCOUNT DESCRIPTION	TYPE	MODIFIED BUDGET	ENCUMBRANCE	ACTUAL	BALANCE	AMOUNT TO BE CARRIED FORWARD
SHERIFF	CPSHRF	57398	EQUIPMENT FOR VEHICLES	CAPITAL	\$347,265.37	\$0.00	\$100,000.00	\$247,265.37	\$247,265
SHERIFF	CPSHRF	57683	JAIL SPACE NEEDS ANALYSIS/PLAN	CAPITAL	\$3,771,787.06	\$71,279.15	\$90,367.00	\$3,610,140.91	\$3,610,141
SHERIFF	CPSHRF	57807	MDC AND RADAR UNITS	CAPITAL	\$253,818.00	\$0.00	\$11,920.00	\$241,898.00	\$241,898
SHERIFF	CPSHRF	58001	WORKSTATION & CHAIRS CIVIL	CAPITAL	\$30,000.00	\$23,982.72	\$0.00	\$6,017.28	\$6,017
SHERIFF	CPSHRF	58002	GPS TRACKING DEVICE	CAPITAL	\$15,000.00	\$0.00	\$0.00	\$15,000.00	\$15,000
SHERIFF	CPSHRF	58003	COURTHOUSE VIDEO & CARD READER	CAPITAL	\$30,000.00	\$0.00	\$27,268.00	\$2,732.00	\$2,732
SHERIFF	CPSHRF	58004	PORTABLE X-RAY EQUIPMENT	CAPITAL	\$8,000.00	\$0.00	\$7,968.00	\$32.00	\$32
SHERIFF	CPSHRF	58005	VIDEO CAMERA CRIME SCENE UNIT	CAPITAL	\$4,700.00	\$4,359.00	\$0.00	\$341.00	\$341
SHERIFF	CPSHRF	58006	DECONTAMINATION UNIT	CAPITAL	\$27,500.00	\$0.00	\$0.00	\$27,500.00	\$27,500
SHERIFF	CPSHRF	58007	MOVEMENT INTERRUPT DEVICE	CAPITAL	\$14,100.00	\$0.00	\$0.00	\$14,100.00	\$14,100
SHERIFF	CPSHRF	58008	PROJ INSIGHT SOFTWARE/LICENSE	CAPITAL	\$8,900.00	\$0.00	\$8,874.00	\$26.00	\$26
SHERIFF	CPSHRF	58046	ALARM & FIRE PANEL DCLETC	CAPITAL	\$77.38	\$0.00	\$0.00	\$77.38	\$77
SHERIFF	CPSHRF	58048	RIFLE REPLACEMENT PROGRAM	CAPITAL	\$133,036.66	\$0.00	\$130,998.10	\$2,038.56	\$2,039
SHERIFF	CPSHRF	58051	PRECINCT CHAIR REPLACEMENT	CAPITAL	\$9,905.16	\$0.00	\$7,906.00	\$1,999.16	\$1,999
SHERIFF	CPSHRF	58052	IMPROVE WORK STATIONS	CAPITAL	\$39,000.00	\$0.00	\$0.00	\$39,000.00	\$39,000
SHERIFF	CPSHRF	58053	PATROL BOAT	CAPITAL	\$206,282.41	\$180,078.53	\$0.00	\$26,203.88	\$26,204
SHERIFF	CPSHRF	58054	EVIDENCE ROOM PROJECT	CAPITAL	\$16,103.76	\$0.00	\$0.00	\$16,103.76	\$16,104
SHERIFF	CPSHRF	58070	REFINISH EOD BUNKERS	CAPITAL	\$61.00	\$0.00	\$0.00	\$61.00	\$61
SHERIFF	CPSHRF	58071	COURTHOUSE POWER SUPPLY	CAPITAL	\$10,900.00	\$0.00	\$3,025.00	\$7,875.00	\$7,875
SHERIFF	CPSHRF	58073	DIVE RESPONSE VEHICLE	CAPITAL	\$1,385.76	\$0.00	\$0.00	\$1,385.76	\$1,386
SHERIFF	CPSHRF	58074	POLYGRAPH OPERATOR EQUIPMENT	CAPITAL	\$9,255.03	\$0.00	\$0.00	\$9,255.03	\$9,255
SHERIFF	CPSHRF	58075	OVERHEAD DOOR TENNEY LOCKS	CAPITAL	\$1,547.00	\$0.00	\$0.00	\$1,547.00	\$1,547
SHERIFF	CPSHRF	58076	FLEET AND ASSET MGT SOFTWARE	CAPITAL	\$20,308.12	\$0.00	\$0.00	\$20,308.12	\$20,308
SHERIFF	CPSHRF	58081	VIDEO SURVEILLANCE UPGRADE	CAPITAL	\$145,055.74	\$26,920.69	\$109,251.05	\$8,884.00	\$8,884
SHERIFF	CPSHRF	58161	RADIO SYSTEM REPLACEMENT	CAPITAL	\$238,240.29	\$0.00	\$222,176.36	\$16,063.93	\$16,064
SHERIFF	CPSHRF	58520	SADDLEBROOK STORAGE FACILITY	CAPITAL	\$14,314.50	\$0.00	\$0.00	\$14,314.50	\$14,315
SHERIFF	CPSHRF	58521	SADDLEBROOK BLDG MODIFICATIONS	CAPITAL	\$1,338.17	\$0.00	\$210.98	\$1,127.19	\$1,127
SHERIFF	CPSHRF	58578	SHERIFF DISCRETION EQUIP/COMPU	CAPITAL	\$119.13	\$0.00	\$0.00	\$119.13	\$119
SHERIFF	CPSHRF	58669	SPILLMAN SERVER/DATA MIGRATION	CAPITAL	\$130,268.37	\$0.00	\$0.00	\$130,268.37	\$130,268
SHERIFF	CPSHRF	58672	SQUAD VIDEO SYSTEM REPLACEMENT	CAPITAL	\$50,972.92	\$0.00	\$0.00	\$50,972.92	\$50,973
SHERIFF	CPSHRF	58758	TELESTAFF SCHEDULE PROGRAM	CAPITAL	\$7,950.10	\$5,431.74	\$0.00	\$2,518.36	\$2,518
SHERIFF	CPSHRF	58837	DESIGN/CONSTRUCT PRECINCT	CAPITAL	\$3,763,894.99	\$35,154.00	\$11,746.74	\$3,716,994.25	\$3,716,994
SHERIFF	CPSHRF	58838	BODY ARMOR	CAPITAL	\$45,433.75	\$28,712.50	\$15,814.19	\$907.06	\$907
SHERIFF	CPSHRF	58839	REPLACEMENT FURNITURE	CAPITAL	\$3,300.00	\$2,702.18	\$0.00	\$597.82	\$598
SHERIFF	CPSHRF	58842	LASER REPLACEMENT	CAPITAL	\$10,200.00	\$0.00	\$0.00	\$10,200.00	\$10,200
SHERIFF	CPSHRF	58843	IN-SQUAD VIDEO STORAGE	CAPITAL	\$50,497.21	\$0.00	\$13,532.00	\$36,965.21	\$36,965
SHERIFF	CPSHRF	58923	VEHICLE & EQUIPMENT REPLACEMNT	CAPITAL	\$1,125,774.17	\$337,969.85	\$607,146.59	\$180,657.73	\$180,658
SHERIFF	CPSHRF	84307	FRIENDS OF FST	CAPITAL	(\$4,295.00)	\$0.00	\$0.00	(\$4,295.00)	(\$4,295)
SHERIFF	CPSHRF	84974	BORROWING PROCEEDS	CAPITAL	(\$143,183,337.00)	\$0.00	\$0.00	(\$143,183,337.00)	(\$143,183,337)
SUSTAINABILITY FUND	CPSUSTAN	57556	SMART FUND	CAPITAL	\$1,062,030.40	\$150,954.25	\$83,122.57	\$827,953.58	\$827,954
WASTE & RENEWABLES	SWMETHGO	57935	NATURAL GAS MIXER-VERONA	CAPITAL	\$3,378.39	\$0.00	\$0.00	\$3,378.39	\$3,378
WASTE & RENEWABLES	SWMETHGO	58087	PIPELINE GAS PROJECT	CAPITAL	\$2,744,738.05	\$302,089.02	\$540,645.83	\$1,902,003.20	\$1,902,003
WASTE & RENEWABLES	SWMETHGO	58940	VERONA GENSET BUILDING IMPROVE	CAPITAL	\$2,635.70	\$0.00	\$0.00	\$2,635.70	\$2,636
WASTE & RENEWABLES	SWMETHGO	84974	BORROWING PROCEEDS	CAPITAL	(\$4,550,000.00)	\$0.00	\$0.00	(\$4,550,000.00)	(\$4,550,000)
WASTE & RENEWABLES	SWMETHGO	5700C	FIXED ASSET ADDITIONS-CAP BDGT	CAPITAL	(\$2,500,752.14)	\$0.00	\$0.00	(\$2,500,752.14)	(\$2,210,106)
WASTE & RENEWABLES	SWMETHGO	8497C	CAPITAL ASSET ADDITION OFFSET	CAPITAL	\$1,076,360.00	\$0.00	\$0.00	\$1,076,360.00	\$4,550,000
WASTE & RENEWABLES	SWRODFLD	57111	BIOCNG BUFFER STORAGE TANK	CAPITAL	\$199,817.33	\$0.00	\$0.00	\$199,817.33	\$199,817
WASTE & RENEWABLES	SWRODFLD	57212	CNG PICKUP TRUCKS	CAPITAL	\$4,280.00	\$0.00	\$0.00	\$4,280.00	\$4,280
WASTE & RENEWABLES	SWRODFLD	57214	CO2 CAPTURE PROJECT	CAPITAL	\$2,028,180.02	\$7,082.03	\$8,032.97	\$2,013,065.02	\$2,013,065
WASTE & RENEWABLES	SWRODFLD	57351	DOZER	CAPITAL	\$620,000.00	\$0.00	\$239,000.00	\$381,000.00	\$381,000
WASTE & RENEWABLES	SWRODFLD	57408	ENTRANCE ROAD ASPHALT OVERLAY	CAPITAL	\$50,230.20	\$0.00	\$50,230.20	\$0.00	\$0
WASTE & RENEWABLES	SWRODFLD	57413	ENTRANCE GATE & SIGN	CAPITAL	\$65,100.00	\$21,775.00	\$1,500.00	\$41,825.00	\$41,825
WASTE & RENEWABLES	SWRODFLD	57527	GAS EXTRACTION SYSTEM	CAPITAL	\$279,686.03	\$0.00	\$50,281.85	\$229,404.18	\$229,404

Table 5 - Capital Budget Carryforwards

COUNTY OF DANE  
2021 BUDGET  
CAPITAL BUDGET CARRYFORWARDS

DEPARTMENT	ORG	OBJECT	ACCOUNT DESCRIPTION	TYPE	MODIFIED BUDGET	ENCUMBRANCE	ACTUAL	BALANCE	AMOUNT TO BE CARRIED FORWARD
WASTE & RENEWABLES	SWRODFLD	57530	GAS METER	CAPITAL	\$3,946.40	\$0.00	\$0.00	\$3,946.40	\$3,946
WASTE & RENEWABLES	SWRODFLD	57766	LOW BOY TRAILER DECK OVERHAUL	CAPITAL	\$5,690.49	\$0.00	\$0.00	\$5,690.49	\$5,690
WASTE & RENEWABLES	SWRODFLD	57801	MAINTENANCE SHOP	CAPITAL	\$248,210.03	\$98,559.19	\$126,591.44	\$23,059.40	\$23,059
WASTE & RENEWABLES	SWRODFLD	57860	MINI EXCAVATOR	CAPITAL	\$99.78	\$0.00	\$0.00	\$99.78	\$100
WASTE & RENEWABLES	SWRODFLD	57910	MODIFY TRANSFER STATION-C&D	CAPITAL	\$2,435.39	\$0.00	\$0.00	\$2,435.39	\$2,435
WASTE & RENEWABLES	SWRODFLD	57969	ODOR MISTERS	CAPITAL	\$15,308.00	\$0.00	\$0.00	\$15,308.00	\$15,308
WASTE & RENEWABLES	SWRODFLD	58050	PASSENGER VEHICLE	CAPITAL	\$84,614.18	\$29,115.50	\$0.00	\$55,498.68	\$55,499
WASTE & RENEWABLES	SWRODFLD	58059	PHASE VII & VIII CLOSURE	CAPITAL	\$2,238.32	\$0.00	\$0.00	\$2,238.32	\$2,238
WASTE & RENEWABLES	SWRODFLD	58064	PHASE 10 - CELL 1 CONSTRUCTION	CAPITAL	\$8,830.68	\$0.00	\$0.00	\$8,830.68	\$8,831
WASTE & RENEWABLES	SWRODFLD	58066	PHASE 10 - CELL 2 CONSTRUCTION	CAPITAL	\$1,759.36	\$0.00	\$0.00	\$1,759.36	\$1,759
WASTE & RENEWABLES	SWRODFLD	58082	PHASE 9 - CELL 2 CONSTRUCTION	CAPITAL	\$118,853.73	\$83,142.62	\$34,060.14	\$1,650.97	\$1,651
WASTE & RENEWABLES	SWRODFLD	58083	PHASE 12 CONSTRUCTION	CAPITAL	\$6,026,834.60	\$744,628.08	\$3,238,795.34	\$2,043,411.18	\$2,043,411
WASTE & RENEWABLES	SWRODFLD	58088	PIPE WELDERS	CAPITAL	\$15,000.00	\$0.00	\$0.00	\$15,000.00	\$15,000
WASTE & RENEWABLES	SWRODFLD	58102	RODEFELD VERTICAL EXPANSION	CAPITAL	\$300,000.00	\$182,183.80	\$25,619.44	\$92,196.76	\$92,197
WASTE & RENEWABLES	SWRODFLD	58103	NEW SITE ENGINEERING	CAPITAL	\$2,000,000.00	\$0.00	\$0.00	\$2,000,000.00	\$2,000,000
WASTE & RENEWABLES	SWRODFLD	58104	NEW SITE PROPERTY ACQUISITION	CAPITAL	\$12,000,000.00	\$0.00	\$5,500.00	\$11,994,500.00	\$11,994,500
WASTE & RENEWABLES	SWRODFLD	58106	COLUMN LIFT	CAPITAL	\$75,000.00	\$0.00	\$64,053.98	\$10,946.02	\$10,946
WASTE & RENEWABLES	SWRODFLD	58107	DUMP TRUCK	CAPITAL	\$50,000.00	\$0.00	\$0.00	\$50,000.00	\$50,000
WASTE & RENEWABLES	SWRODFLD	58109	PORTABLE GENERATOR	CAPITAL	\$590.64	\$0.00	\$0.00	\$590.64	\$591
WASTE & RENEWABLES	SWRODFLD	58111	SITE SIGNAGE	CAPITAL	\$25,000.00	\$0.00	\$0.00	\$25,000.00	\$25,000
WASTE & RENEWABLES	SWRODFLD	58112	FORKLIFT	CAPITAL	\$45,000.00	\$0.00	\$19,500.00	\$25,500.00	\$25,500
WASTE & RENEWABLES	SWRODFLD	58114	SKID STEER BRUSH MOWER	CAPITAL	\$20,000.00	\$0.00	\$7,425.00	\$12,575.00	\$12,575
WASTE & RENEWABLES	SWRODFLD	58116	TIRE CHANGER	CAPITAL	\$6,000.00	\$0.00	\$5,458.33	\$541.67	\$542
WASTE & RENEWABLES	SWRODFLD	58117	DRONE	CAPITAL	\$30,000.00	\$0.00	\$24,442.34	\$5,557.66	\$5,558
WASTE & RENEWABLES	SWRODFLD	58151	PURCHASE OF CLAY	CAPITAL	\$43,545.40	\$0.00	\$0.00	\$43,545.40	\$43,545
WASTE & RENEWABLES	SWRODFLD	58534	SCALE SYSTEM REPLACEMENT	CAPITAL	\$135,390.07	\$126,072.62	\$3,297.15	\$6,020.30	\$6,020
WASTE & RENEWABLES	SWRODFLD	58583	SHOP ALARMS	CAPITAL	\$7,300.00	\$0.00	\$0.00	\$7,300.00	\$7,300
WASTE & RENEWABLES	SWRODFLD	58633	SITE EXPANSION ACTIVITIES	CAPITAL	\$108,435.28	\$0.00	\$0.00	\$108,435.28	\$108,435
WASTE & RENEWABLES	SWRODFLD	58634	SITE EXPANSION PROPERTY ACQUIS	CAPITAL	\$602,953.31	\$0.00	\$598,219.98	\$4,733.33	\$4,733
WASTE & RENEWABLES	SWRODFLD	58636	SITE EXPANSION CONSTRUCTION	CAPITAL	\$2,897.96	\$0.00	\$0.00	\$2,897.96	\$2,898
WASTE & RENEWABLES	SWRODFLD	58640	SITE RADIOS	CAPITAL	\$8,024.69	\$0.00	\$0.00	\$8,024.69	\$8,025
WASTE & RENEWABLES	SWRODFLD	58649	SKID STEER TRAILER	CAPITAL	\$5,150.00	\$0.00	\$0.00	\$5,150.00	\$5,150
WASTE & RENEWABLES	SWRODFLD	58664	SOLAR ENERGY FEASIBILITY STUDY	CAPITAL	\$19,924.23	\$0.00	\$0.00	\$19,924.23	\$19,924
WASTE & RENEWABLES	SWRODFLD	58681	STAGE IV - CLOSURE	CAPITAL	\$160,291.68	\$134,880.39	\$25,411.29	\$0.00	\$0
WASTE & RENEWABLES	SWRODFLD	58850	TRIPLE PAN MOWER	CAPITAL	\$10,800.00	\$0.00	\$0.00	\$10,800.00	\$10,800
WASTE & RENEWABLES	SWRODFLD	58920	UTILITY VEHICLES	CAPITAL	\$4,051.16	\$0.00	\$0.00	\$4,051.16	\$4,051
WASTE & RENEWABLES	SWRODFLD	58965	WALKING FLOOR TRAILER	CAPITAL	\$4,631.26	\$0.00	\$0.00	\$4,631.26	\$4,631
WASTE & RENEWABLES	SWRODFLD	59007	SKID STEER, TRACK	CAPITAL	\$11,500.00	\$0.00	\$0.00	\$11,500.00	\$11,500
WASTE & RENEWABLES	SWRODFLD	59723	4-WAY BUCKET	CAPITAL	\$15,000.00	\$0.00	\$0.00	\$15,000.00	\$15,000
WASTE & RENEWABLES	SWRODFLD	84974	BORROWING PROCEEDS	CAPITAL	(\$29,518,935.34)	\$0.00	\$0.00	(\$29,518,935.34)	(\$29,518,935)
WASTE & RENEWABLES	SWRODFLD	5700C	FIXED ASSET ADDITIONS-CAP BDGT	CAPITAL	(\$24,872,605.82)	\$0.00	\$0.00	(\$24,872,605.82)	(\$20,945,181)
WASTE & RENEWABLES	SWRODFLD	8497C	CAPITAL ASSET ADDITION OFFSET	CAPITAL	\$25,389,816.00	\$0.00	\$0.00	\$25,389,816.00	\$29,518,935

Table 5 - Capital Budget Carryforwards