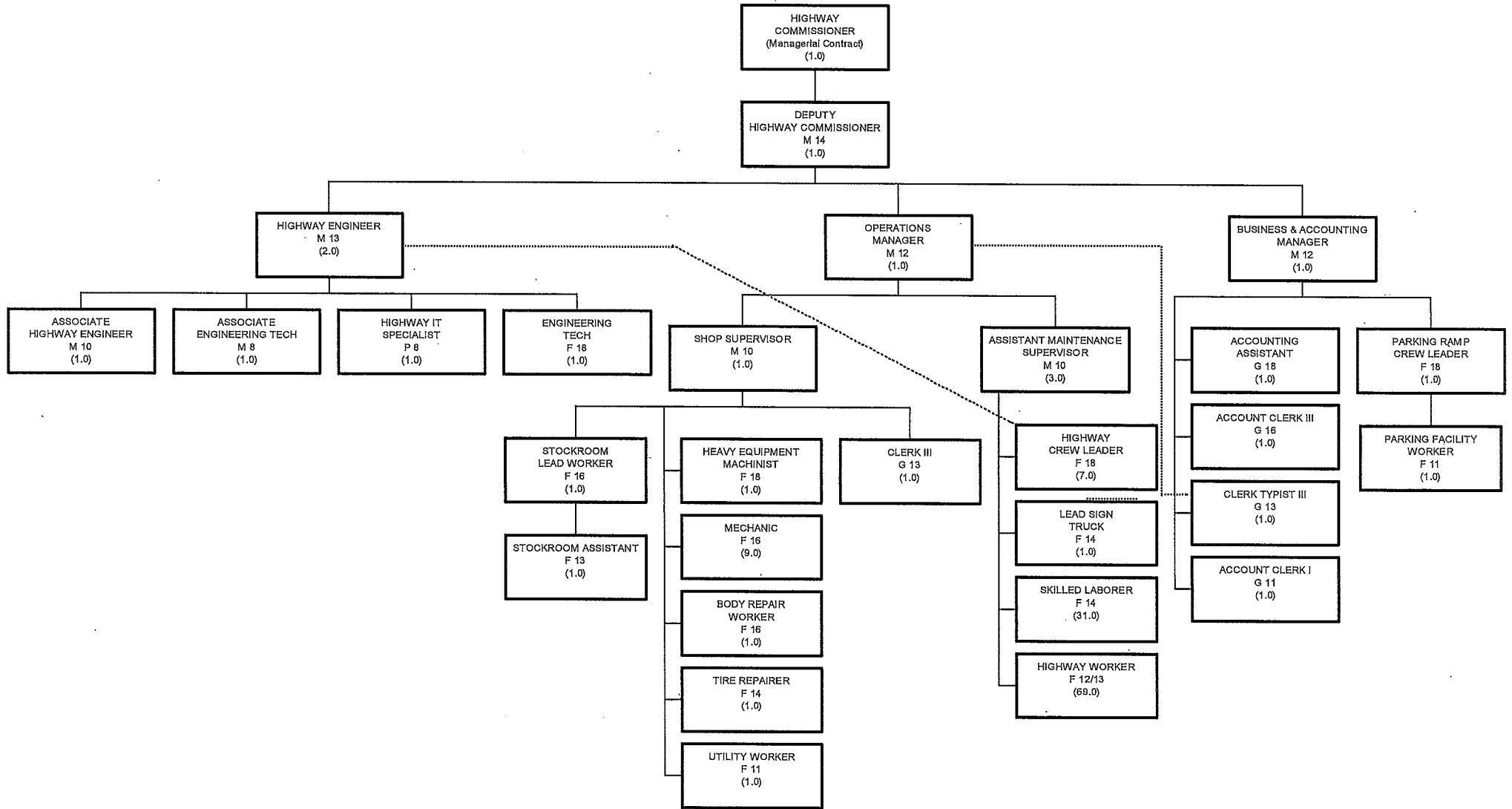


Dane County Department of Public Works,  
Highway and Transportation



The total of 144 staff includes 11 positions that are listed, but unfunded:

- 1.0 Highway Workers
- 6.0 Skilled Laborers
- 1.0 Engineering Technician
- 1.0 Highway Stockroom Assistant
- 1.0 Lead Sign Truck Operator
- 1.0 Utility Worker

COUNTY OF DANE  
BUDGETED POSITIONS

CLASSIFICATION TITLE	RANGE	2016	2017	MOD 2017	2018		
					REQUEST	RECOMM'D	ADOPTED
<b><u>PUBLIC WORKS, HIGHWAY &amp; TRANSPORTATION</u></b>							
<u>HIGHWAY &amp; TRANSPORTATION</u>							
COMMISSIONER/DIR OF PUBLIC WORKS,HWY&TRANSPORTATI	MC	1.000 <sup>71-02</sup>	1.000 <sup>71-02</sup>	1.000 <sup>71-02</sup>	1.000 <sup>71-02</sup>	1.000 <sup>71-02</sup>	1.000 <sup>71-02</sup>
ASSISTANT HIGHWAY & TRANSPORTATION COMR	M 14	0.000	0.000	1.000	1.000	1.000	1.000
ASST HWY & TRANSP COMR	M 14	1.000	1.000	0.000	0.000	0.000	0.000
HIGHWAY ENGINEER	M 13	2.000	2.000	2.000	2.000	2.000	2.000
BUSINESS AND ACCOUNTING MANAGER	M 12	1.000	1.000	1.000	1.000	1.000	1.000
OPERATIONS MANAGER HIGHWAY	M 12	1.000	1.000	1.000	1.000	1.000	1.000
ASSISTANT MAINTENANCE SUPERINTENDANT	M 10	0.000	0.000	3.000	3.000	3.000	3.000
ASSOCIATE HIGHWAY ENGINEER	M 10	0.000	1.000	1.000	1.000	1.000	1.000
SHOP SUPERVISOR	M 10	1.000	1.000	1.000	1.000	1.000	1.000
ASST MAINTENANCE SUPT	M 10	1.000 <sup>71-05</sup>	0.000 <sup>71-05</sup>	0.000 <sup>71-05</sup>	0.000 <sup>71-05</sup>	0.000 <sup>71-05</sup>	0.000 <sup>71-05</sup>
ASST MAINTENANCE SUPT	M 10	3.000	3.000	0.000	0.000	0.000	0.000
ASSOCIATE ENGINEERING TEC	M 08	1.000	1.000	1.000	1.000	1.000	1.000
INFORMATION TECHNOLOGY SPECIALIST I	P 08	1.000	1.000	1.000	1.000	1.000	1.000
ENGINEERING TECHNICIAN	F 18	1.000 <sup>71-01</sup>	1.000 <sup>71-01</sup>	1.000 <sup>71-01</sup>	1.000 <sup>71-01</sup>	1.000 <sup>71-01</sup>	1.000 <sup>71-01</sup>
HEAVY EQUIPMENT MACHINIST	F 18	1.000	1.000	1.000	1.000	1.000	1.000
HIGHWAY CREW LEADER	F 18	7.000	7.000	7.000	7.000	7.000	7.000
ACCOUNTING ASSISTANT	G 18	1.000	1.000	1.000	1.000	1.000	1.000
BODY REPAIR WORKER	F 16	1.000	1.000	1.000	1.000	1.000	1.000
HIGHWAY STOCKROOM LEAD WORKER	F 16	0.000	0.000	1.000	1.000	1.000	1.000
MECHANIC	F 16	9.000	9.000	9.000	9.000	9.000	9.000
HWY STOCKROOM LEAD WORKER	F 16	1.000	1.000	0.000	0.000	0.000	0.000
ACCOUNT CLERK III	G 16	1.000	1.000	1.000	1.000	1.000	1.000
LEAD SIGN TRUCK OPERATOR	F 14	1.000 <sup>71-06</sup>	1.000 <sup>71-06</sup>	1.000 <sup>71-06</sup>	1.000 <sup>71-06</sup>	1.000 <sup>71-06</sup>	1.000 <sup>71-06</sup>
SKILLED LABORER-HIGHWAY	F 14	24.000	24.000	24.000	24.000	24.000	24.000
SKILLED LABORER-HIGHWAY	F 14	3.000 <sup>71-01</sup>	3.000 <sup>71-01</sup>	4.000 <sup>71-01</sup>	4.000 <sup>71-01</sup>	4.000 <sup>71-01</sup>	4.000 <sup>71-01</sup>
SKILLED LABORER-HIGHWAY	F 14	3.000 <sup>71-04</sup>	3.000 <sup>71-04</sup>	3.000 <sup>71-04</sup>	3.000 <sup>71-04</sup>	3.000 <sup>71-04</sup>	3.000 <sup>71-04</sup>
TIRE REPAIRER	F 14	1.000	1.000	1.000	1.000	1.000	1.000
HIGHWAY STOCKROOM ASST	F 13	1.000 <sup>71-01</sup>	1.000 <sup>71-01</sup>	1.000 <sup>71-01</sup>	1.000 <sup>71-01</sup>	1.000 <sup>71-01</sup>	1.000 <sup>71-01</sup>
CLERK III	G 13	1.000	1.000	1.000	1.000	1.000	1.000
CLERK TYPIST III	G 13	1.000	1.000	1.000	1.000	1.000	1.000

2

COUNTY OF DANE  
BUDGETED POSITIONS

CLASSIFICATION TITLE	RANGE	2016	2017	MOD 2017	2018		
					REQUEST	RECOMM'D	ADOPTED
<b><u>PUBLIC WORKS, HIGHWAY &amp; TRANSPORTATION, continued</u></b>							
<u>HIGHWAY &amp; TRANSPORTATION</u>							
HIGHWAY WORKER	F 12-13	1.000 <sup>71-07</sup>	1.000 <sup>71-07</sup>	1.000 <sup>71-07</sup>	1.000 <sup>71-07</sup>	1.000 <sup>71-07</sup>	1.000 <sup>71-07</sup>
HIGHWAY WORKER	F 12-13	65.000	65.000	65.000	65.000	65.000	65.000
HIGHWAY WORKER	F 12-13	4.000 <sup>71-01</sup>	4.000 <sup>71-01</sup>	3.000 <sup>71-01</sup>	3.000 <sup>71-01</sup>	3.000 <sup>71-01</sup>	3.000 <sup>71-01</sup>
UTILITY WORKER	F 11	1.000 <sup>71-03</sup>	1.000 <sup>71-03</sup>	1.000 <sup>71-03</sup>	1.000 <sup>71-03</sup>	1.000 <sup>71-03</sup>	1.000 <sup>71-03</sup>
ACCOUNT CLERK I	G 11	1.000	1.000	1.000	1.000	1.000	1.000
<b>HIGHWAY &amp; TRANSPORTATION SUBTOTAL</b>		<b>142.000</b>	<b>142.000</b>	<b>142.000</b>	<b>142.000</b>	<b>142.000</b>	<b>142.000</b>
<u>PUBLIC WORKS ENGINEERING</u>							
ASSOCIATE PUBLIC WORKS DIRECTOR	M 14	1.000	1.000	1.000	1.000	1.000	1.000
PROJECT ENGINEER MANAGER	P 12	3.000	3.000	3.000	3.000	3.000	3.000
DRAFTSPERSON	G 14	1.000	1.000	1.000	1.000	1.000	1.000
<b>PUBLIC WORKS ENGINEERING SUBTOTAL</b>		<b>5.000</b>	<b>5.000</b>	<b>5.000</b>	<b>5.000</b>	<b>5.000</b>	<b>5.000</b>
<u>PARKING RAMP</u>							
CREW LEADER	F 18	1.000	1.000	1.000	1.000	1.000	1.000
PARKING FACILITY WORKER	F 11	1.000	1.000	1.000	1.000	1.000	1.000
<b>PARKING RAMP SUBTOTAL</b>		<b>2.000</b>	<b>2.000</b>	<b>2.000</b>	<b>2.000</b>	<b>2.000</b>	<b>2.000</b>
<b>PUBLIC WORKS, HIGHWAY &amp; TRANSPORTATION TOTAL</b>		<b>149.000</b>	<b>149.000</b>	<b>149.000</b>	<b>149.000</b>	<b>149.000</b>	<b>149.000</b>
		<b>149.000</b>	<b>149.000</b>	<b>149.000</b>	<b>149.000</b>	<b>149.000</b>	<b>149.000</b>

COUNTY OF DANE  
BUDGETED POSITIONS

*SUMMARY OF POSITION FOOTNOTES:*

---

PUBLIC WORKS, HIGHWAY & TRANSPORTATION

- 71-01 2010 BUDGET: A TOTAL OF 12.0 FTE'S ARE UNFUNDED AS FOLLOWS: 1.0 FTE ENGINEERING TECHNICIAN (POSITION 839); 1.0 FTE HIGHWAY STOCKROOM ASSISTANT (POSITION 750); 7.0 FTE HIGHWAY WORKERS (POSITIONS 1635,1631,762,820,823,863,876) AND 3.0 FTE SKILLED LABORER-HIGHWAY (POSITIONS 780, 825, 886). - 2015 RECOMMENDED BUDGET FUNDS 3 FTE HIGHWAY WORKERS (863,762,AND 1631) PREVIOUSLY UNFUNDED. 17 REQ: 71-01: 2017 REQUEST FUNDS 2.0 FTE HIGHWAY WORKERS PREVIOUSLY UNFUNDED (876, 1635) 17 EXEC: FUND 2.0 FTE HIGHWAY WORKERS PREVIOUSLY UNFUNDED (820, 823).
- 71-02 2014 RES-445, ADOPTED JANUARY 08, 2015, AUTHORIZED FIVE YEAR EMPLOYMENT CONTRACT.
- 71-03 2011 BUDGET UNFUNDS POSITION 867 (UTILITY WORKER); POSITION AUTHORITY REMAINS.
- 71-04 2012 BUDGET UNFUNDS SKILLED LABORER - HIGHWAY POSITIONS 887, 841 AND 888; POSITION AUTHORITY REMAINS.
- 71-05 2012 BUDGET UNFUNDS ASSISTANT MAINTENANCE SUPERVISOR POSITION 804; POSITION AUTHORITY REMAINS. 17 REQ: 71-05 2017 REQUEST ELIMINATES 1.0 FTE POSITION 804 (PREVIOUSLY UNFUNDED)
- 71-06 2012 BUDGET UNFUNDS LEAD SIGN TRUCK OPERATION POSITION 896; POSITION AUTHORITY REMAINS.
- 71-07 2012 BUDGET UNFUNDS POSITION 866 (HIGHWAY WORKER); POSITION AUTHORITY TO REMAIN.

4

<b>Dept:</b> Public Works, Hwy & Transp.	71	<b>DANE COUNTY</b>	<b>Fund Name:</b> Highway Fund
<b>Prgm:</b> Administration	110/00		<b>Fund No:</b> 4210

**Mission:**

To provide leadership, guidance, direction and support to the operating programs, Transportation Committee, County Executive and County Board on county transportation related issues.

**Description:**

This program administers and monitors the following areas:  
 personnel management and payroll;  
 engineering oversight (capital & operating) and engineering design supervision;  
 accounting and systems development, including capital and operating budgets;  
 committee activities;  
 purchasing;  
 issuance of utility, overweight and driveway permits;  
 principal and interest on debt and indirect costs;  
 general operations of all divisions, including accounting for the Wisconsin River Rail Transit Commission.

	Actual 2016	Adopted 2017	2016 Carry Forward	Board Transfers	Budget As Modified	2017 YTD	Estimated 2017	Department Request
<b>PROGRAM EXPENDITURES</b>								
Personnel Costs	\$2,596,442	\$2,094,000	\$0	\$0	\$2,094,000	\$603,507	\$2,102,846	\$2,121,800
Operating Expenses	\$336,934	\$473,727	\$14,546	\$0	\$488,273	(\$121,524)	\$468,833	\$348,133
Contractual Services	\$478,541	\$430,049	\$0	\$0	\$430,049	\$132,883	\$430,049	\$425,149
Operating Capital	\$0	\$0	\$0	\$0	\$0	\$0	\$0	\$0
<b>TOTAL</b>	<b>\$3,411,916</b>	<b>\$2,997,776</b>	<b>\$14,546</b>	<b>\$0</b>	<b>\$3,012,322</b>	<b>\$614,866</b>	<b>\$3,001,728</b>	<b>\$2,895,082</b>
<b>PROGRAM REVENUE</b>								
Taxes	\$0	\$0	\$0	\$0	\$0	\$0	\$0	\$0
Intergovernmental Revenue	\$758,435	\$699,673	\$0	\$0	\$699,673	\$275,653	\$714,878	\$750,673
Licenses & Permits	\$115,649	\$117,000	\$0	\$0	\$117,000	\$16,075	\$112,216	\$117,000
Fines, Forfeits & Penalties	\$0	\$0	\$0	\$0	\$0	\$0	\$0	\$0
Public Charges for Services	\$0	\$0	\$0	\$0	\$0	\$0	\$0	\$0
Intergovernmental Charge for Services	\$0	\$0	\$0	\$0	\$0	\$0	\$0	\$0
Miscellaneous	(\$78,381)	\$10,100	\$0	\$0	\$10,100	\$11,386	\$8,640	\$10,100
Other Financing Sources	\$0	\$0	\$0	\$0	\$0	\$0	\$0	\$0
<b>TOTAL</b>	<b>\$795,702</b>	<b>\$826,773</b>	<b>\$0</b>	<b>\$0</b>	<b>\$826,773</b>	<b>\$303,114</b>	<b>\$835,734</b>	<b>\$877,773</b>
<b>GPR SUPPORT</b>	<b>\$2,616,214</b>	<b>\$2,171,003</b>			<b>\$2,185,549</b>			<b>\$2,017,309</b>
<b>F.T.E. STAFF</b>	<b>17.200</b>	<b>17.200</b>					<b>17.200</b>	<b>17.200</b>

<b>Dept:</b> Public Works, Hwy & Transp.	71								<b>Fund Name:</b> Highway Fund
<b>Prgm:</b> Administration	110/00								<b>Fund No.:</b> 4210
DI#	2018 Base	Net Decision Items							2018 Requested Budget
		01	02	03	04	05	06	07	
<b>PROGRAM EXPENDITURES</b>									
Personnel Costs	\$2,121,800	\$0	\$0	\$0	\$0	\$0	\$0	\$0	\$2,121,800
Operating Expenses	\$280,033	\$68,100	\$0	\$0	\$0	\$0	\$0	\$0	\$348,133
Contractual Services	\$425,149	\$0	\$0	\$0	\$0	\$0	\$0	\$0	\$425,149
Operating Capital	\$0	\$0	\$0	\$0	\$0	\$0	\$0	\$0	\$0
<b>TOTAL</b>	<b>\$2,826,982</b>	<b>\$68,100</b>	<b>\$0</b>	<b>\$0</b>	<b>\$0</b>	<b>\$0</b>	<b>\$0</b>	<b>\$0</b>	<b>\$2,895,082</b>
<b>PROGRAM REVENUE</b>									
Taxes	\$0	\$0	\$0	\$0	\$0	\$0	\$0	\$0	\$0
Intergovernmental Revenue	\$699,673	\$0	\$51,000	\$0	\$0	\$0	\$0	\$0	\$750,673
Licenses & Permits	\$117,000	\$0	\$0	\$0	\$0	\$0	\$0	\$0	\$117,000
Fines, Forfeits & Penalties	\$0	\$0	\$0	\$0	\$0	\$0	\$0	\$0	\$0
Public Charges for Services	\$0	\$0	\$0	\$0	\$0	\$0	\$0	\$0	\$0
Intergovernmental Charge for Services	\$0	\$0	\$0	\$0	\$0	\$0	\$0	\$0	\$0
Miscellaneous	\$10,100	\$0	\$0	\$0	\$0	\$0	\$0	\$0	\$10,100
Other Financing Sources	\$0	\$0	\$0	\$0	\$0	\$0	\$0	\$0	\$0
<b>TOTAL</b>	<b>\$826,773</b>	<b>\$0</b>	<b>\$51,000</b>	<b>\$0</b>	<b>\$0</b>	<b>\$0</b>	<b>\$0</b>	<b>\$0</b>	<b>\$877,773</b>
<b>GPR SUPPORT</b>	<b>\$2,000,209</b>	<b>\$68,100</b>	<b>(\$51,000)</b>	<b>\$0</b>	<b>\$0</b>	<b>\$0</b>	<b>\$0</b>	<b>\$0</b>	<b>\$2,017,309</b>
<b>F.T.E. STAFF</b>	<b>17.200</b>	<b>0.000</b>	<b>0.000</b>	<b>0.000</b>	<b>0.000</b>	<b>0.000</b>	<b>0.000</b>	<b>0.000</b>	<b>17.200</b>

**NARRATIVE INFORMATION ABOUT DECISION ITEMS SHOWN ABOVE**

		Expenditures	Revenue	GPR Support
<b>2018 BUDGET BASE</b>		\$2,826,982	\$826,773	\$2,000,209
DI #	PWHT-ADMN-1 Administration operating expenses			
DEPT	Increase depreciation by \$26,000 for radio, engineering and office equipment. Adjust equipment storage allocation by \$10,000 per WisDOT calculation, and add funds for timekeeping software.	\$68,100	\$0	\$68,100
EXEC				\$0
ADOPTED				\$0
<b>NET DI # PWHT-ADMN-1</b>		<b>\$68,100</b>	<b>\$0</b>	<b>\$68,100</b>

6

<b>Dept:</b> Public Works, Hwy & Transp.	71	<b>Fund Name:</b> Highway Fund
<b>Prgm:</b> Administration	110/00	<b>Fund No.:</b> 4210

<b>NARRATIVE INFORMATION ABOUT DECISION ITEMS SHOWN ON PREVIOUS PAGE</b>	<b>Expenditures</b>	<b>Revenue</b>	<b>GPR Support</b>
--	---------------------	----------------	--------------------

DI # PWHT-ADMN-2	State Reimbursement-Engineering			
DEPT Wisconsin DOT reimbursement for Engineering services.		\$0	\$51,000	(\$51,000)
EXEC				\$0
ADOPTED				\$0
NET DI # PWHT-ADMN-2		\$0	\$51,000	(\$51,000)

--	--	--	--	--

<b>2018 REQUESTED BUDGET</b>	\$2,895,082	\$877,773	\$2,017,309
------------------------------	-------------	-----------	-------------

7

DEPARTMENT Public Works, Hwy & Transp.  
 PROGRAM Administration

OPERATING BUDGET SUMMARY

PROGRAM SUMMARY	2016 ACTUAL	ADOPTED BUDGET 2017	2016 CARRYFORWRD	2017 COUNTY BOARD ACTIONS	CURRENT MODIFIED BUDGET	ACTUAL YTD	ESTIMATED TOTAL	TOTAL ESTIMATED CARRYFORWRD	AGENCY BASE
PERSONNEL COSTS	\$2,596,442	\$2,094,000	\$0	\$0	\$2,094,000	\$603,507	\$2,102,846	\$0	\$2,121,800
OPERATING EXPENSE	\$336,934	\$473,727	\$14,546	\$0	\$488,273	(\$121,524)	\$468,833	\$0	\$280,033
CONTRACTUAL SERVICES	\$478,541	\$430,049	\$0	\$0	\$430,049	\$132,883	\$430,049	\$0	\$425,149
OPERATING CAPITAL	\$0	\$0	\$0	\$0	\$0	\$0	\$0	\$0	\$0
<b>TOTAL PROGRAM EXPENDITURES</b>	<b>\$3,411,916</b>	<b>\$2,997,776</b>	<b>\$14,546</b>	<b>\$0</b>	<b>\$3,012,322</b>	<b>\$614,866</b>	<b>\$3,001,728</b>	<b>\$0</b>	<b>\$2,826,982</b>
LESS REVENUES									
TAXES	\$0	\$0	\$0	\$0	\$0	\$0	\$0	\$0	\$0
INTERGOVERNMENTAL REVENUE	\$758,435	\$699,673	\$0	\$0	\$699,673	\$275,653	\$714,878	\$0	\$699,673
LICENSES & PERMITS	\$115,649	\$117,000	\$0	\$0	\$117,000	\$16,075	\$112,216	\$0	\$117,000
FINES, FORFEITS & PENALTIES	\$0	\$0	\$0	\$0	\$0	\$0	\$0	\$0	\$0
PUBLIC CHARGE FOR SERVICE	\$0	\$0	\$0	\$0	\$0	\$0	\$0	\$0	\$0
INTERGOVL CHARGES FOR SERVICE	\$0	\$0	\$0	\$0	\$0	\$0	\$0	\$0	\$0
MISCELLANEOUS	(\$78,381)	\$10,100	\$0	\$0	\$10,100	\$11,386	\$8,640	\$0	\$10,100
OTHER FINANCING SOURCES	\$0	\$0	\$0	\$0	\$0	\$0	\$0	\$0	\$0
<b>TOTAL PROGRAM REVENUES</b>	<b>\$795,702</b>	<b>\$826,773</b>	<b>\$0</b>	<b>\$0</b>	<b>\$826,773</b>	<b>\$303,114</b>	<b>\$835,734</b>	<b>\$0</b>	<b>\$826,773</b>
<b>NET COST:</b>	<b>\$2,616,214</b>	<b>\$2,171,003</b>	<b>\$14,546</b>	<b>\$0</b>	<b>\$2,185,549</b>	<b>\$311,752</b>	<b>\$2,165,994</b>	<b>\$0</b>	<b>\$2,000,209</b>

PROGRAM SUMMARY	AGENCY BASE	DECISION ITEM #1	DECISION ITEM #2	DECISION ITEM #3	DECISION ITEM #4	DECISION ITEM #5	DECISION ITEM #6	DECISION ITEM #7	AGENCY REQUEST
PERSONNEL COSTS	\$2,121,800	\$0	\$0	\$0	\$0	\$0	\$0	\$0	\$2,121,800
OPERATING EXPENSE	\$280,033	\$68,100	\$0	\$0	\$0	\$0	\$0	\$0	\$348,133
CONTRACTUAL SERVICES	\$425,149	\$0	\$0	\$0	\$0	\$0	\$0	\$0	\$425,149
OPERATING CAPITAL	\$0	\$0	\$0	\$0	\$0	\$0	\$0	\$0	\$0
<b>TOTAL PROGRAM EXPENDITURES</b>	<b>\$2,826,982</b>	<b>\$68,100</b>	<b>\$0</b>	<b>\$0</b>	<b>\$0</b>	<b>\$0</b>	<b>\$0</b>	<b>\$0</b>	<b>\$2,895,082</b>
LESS REVENUES									
TAXES	\$0	\$0	\$0	\$0	\$0	\$0	\$0	\$0	\$0
INTERGOVERNMENTAL REVENUE	\$699,673	\$0	\$51,000	\$0	\$0	\$0	\$0	\$0	\$750,673
LICENSES & PERMITS	\$117,000	\$0	\$0	\$0	\$0	\$0	\$0	\$0	\$117,000
FINES, FORFEITS & PENALTIES	\$0	\$0	\$0	\$0	\$0	\$0	\$0	\$0	\$0
PUBLIC CHARGE FOR SERVICE	\$0	\$0	\$0	\$0	\$0	\$0	\$0	\$0	\$0
INTERGOVL CHARGES FOR SERVICE	\$0	\$0	\$0	\$0	\$0	\$0	\$0	\$0	\$0
MISCELLANEOUS	\$10,100	\$0	\$0	\$0	\$0	\$0	\$0	\$0	\$10,100
OTHER FINANCING SOURCES	\$0	\$0	\$0	\$0	\$0	\$0	\$0	\$0	\$0
<b>TOTAL PROGRAM REVENUES</b>	<b>\$826,773</b>	<b>\$0</b>	<b>\$51,000</b>	<b>\$0</b>	<b>\$0</b>	<b>\$0</b>	<b>\$0</b>	<b>\$0</b>	<b>\$877,773</b>
<b>NET COST:</b>	<b>\$2,000,209</b>	<b>\$68,100</b>	<b>(\$51,000)</b>	<b>\$0</b>	<b>\$0</b>	<b>\$0</b>	<b>\$0</b>	<b>\$0</b>	<b>\$2,017,309</b>



DEPARTMENT Public Works, Hwy & Transp.  
PROGRAM: Administration

YR	ORG CODE	OBJECT	DESCRIPTION	ADOPTED BUDGET		2016 CARRYFORWARD	2017 COUNTY BOARD ACTIONS	CURRENT MODIFIED BUDGET	ACTUAL EXPENDITURES YTD	ESTIMATED EXPENDITURES TOTAL	TOTAL ESTIMATED CARRYFORWARD	AGENCY BASE
				2016 EXPENDITURES	2017							
18	HWADMIN	10009	SALARIES AND WAGES	\$1,035,756	\$1,130,000	\$0	\$0	\$1,130,000	\$311,519	\$1,142,958	\$0	\$1,132,400
18	HWADMIN	10027	OVERTIME	\$3,831	\$2,400	\$0	\$0	\$2,400	\$1,409	\$2,487	\$0	\$2,400
18	HWADMIN	10072	LIMITED TERM EMPLOYEES	\$36,876	\$3,500	\$0	\$0	\$3,500	\$496	\$3,500	\$0	\$3,500
18	HWADMIN	10090	PER MEETING	\$0	\$800	\$0	\$0	\$800	\$0	\$1,710	\$0	\$800
18	HWADMIN	10189	WORKERS COMPENSATION	\$0	\$4,400	\$0	\$0	\$4,400	\$0	\$4,400	\$0	\$5,600
18	HWADMIN	10252	OPEB EXPENSE	\$102,419	\$0	\$0	\$0	\$0	\$0	\$0	\$0	\$0
18	HWADMIN	10253	COMPENSATED ABSENCES	\$31,722	\$75,000	\$0	\$0	\$75,000	\$25,000	\$75,000	\$0	\$75,000
18	HWADMIN	10254	PENSION EXPENSE (GASB 68)	\$513,428	\$0	\$0	\$0	\$0	\$0	\$0	\$0	\$0
18	HWADMIN	12153	REALLOCATION-EMPLOYEE BENEFITS	\$872,410	\$877,900	\$0	\$0	\$877,900	\$265,082	\$872,791	\$0	\$902,100
18	HWADMIN	20850	DEPRECIATION-COUNTY ASSETS	\$42,042	\$35,000	\$0	\$0	\$35,000	\$11,667	\$35,000	\$0	\$35,000
18	HWADMIN	20987	EQUIPMENT CHARGED OUT	\$77,941	\$80,000	\$0	\$0	\$80,000	\$11,774	\$80,000	\$0	\$80,000
18	HWADMIN	21027	FACILITY ALLOCATION	\$77,692	\$70,000	\$0	\$0	\$70,000	\$0	\$70,000	\$0	\$70,000
18	HWADMIN	21840	MATERIALS	\$98,754	\$60,000	\$8,306	\$0	\$68,306	\$30,082	\$68,306	\$0	\$60,000
18	HWADMIN	21979	PRINCIPAL & INTEREST ON DEBT	\$30,167	\$741,822	\$0	\$0	\$741,822	\$0	\$741,822	\$0	\$30,194
18	HWADMIN	21982	GAAP ADJUSTMENT P&I ON DEBT	(\$31,899)	(\$546,295)	\$0	\$0	(\$546,295)	(\$182,098)	(\$546,295)	\$0	(\$28,361)
18	HWADMIN	22431	SOFTWARE LICENSE	\$4,817	\$23,200	\$6,240	\$0	\$29,440	\$5,200	\$10,000	\$0	\$23,200
18	HWADMIN	31226	INDIRECT COSTS	\$448,541	\$398,649	\$0	\$0	\$398,649	\$132,883	\$398,649	\$0	\$398,649
18	HWADMIN	31260	INSURANCE	\$30,000	\$31,400	\$0	\$0	\$31,400	\$0	\$31,400	\$0	\$26,500
18	HWADMIN	60818	DEBT DISCOUNT	\$16,320	\$0	\$0	\$0	\$0	\$0	\$0	\$0	\$0
18	HWADMIN	60819	DEBT SERVICE COSTS	\$21,100	\$0	\$0	\$0	\$0	\$0	\$0	\$0	\$0
18	HWADMIN	63000	OPERATING TRANSFER OUT-INV INC	\$0	\$10,000	\$0	\$0	\$10,000	\$1,853	\$10,000	\$0	\$10,000
<b>TOTAL EXPENDITURES</b>				<b>\$3,411,916</b>	<b>\$2,997,776</b>	<b>\$14,546</b>	<b>\$0</b>	<b>\$3,012,322</b>	<b>\$614,866</b>	<b>\$3,001,728</b>	<b>\$0</b>	<b>\$2,826,982</b>

DEPARTMENT Public Works, Hwy & Transp.  
 PROGRAM: Administration

YR	ORG CODE	OBJECT	DESCRIPTION	C A P B D	AGENCY BASE	DECISION ITEM #1	DECISION ITEM #2	DECISION ITEM #3	DECISION ITEM #4	DECISION ITEM #5	DECISION ITEM #6	DECISION ITEM #7	AGENCY REQUEST
18	HWADMIN	10009	SALARIES AND WAGES		\$1,132,400								\$1,132,400
18	HWADMIN	10027	OVERTIME		\$2,400								\$2,400
18	HWADMIN	10072	LIMITED TERM EMPLOYEES		\$3,500								\$3,500
18	HWADMIN	10090	PER MEETING		\$800								\$800
18	HWADMIN	10189	WORKERS COMPENSATION		\$5,600								\$5,600
18	HWADMIN	10252	OPEB EXPENSE		\$0								\$0
18	HWADMIN	10253	COMPENSATED ABSENCES		\$75,000								\$75,000
18	HWADMIN	10254	PENSION EXPENSE (GASB 68)		\$0								\$0
18	HWADMIN	12153	REALLOCATION-EMPLOYEE BENEFITS		\$902,100								\$902,100
18	HWADMIN	20850	DEPRECIATION-COUNTY ASSETS		\$35,000	\$26,000							\$61,000
18	HWADMIN	20987	EQUIPMENT CHARGED OUT		\$80,000								\$80,000
18	HWADMIN	21027	FACILITY ALLOCATION		\$70,000	\$10,000							\$80,000
18	HWADMIN	21840	MATERIALS		\$60,000								\$60,000
18	HWADMIN	21979	PRINCIPAL & INTEREST ON DEBT		\$30,194								\$30,194
18	HWADMIN	21982	GAAP ADJUSTMENT P&I ON DEBT		(\$28,361)								(\$28,361)
18	HWADMIN	22431	SOFTWARE LICENSE		\$23,200	\$32,100							\$55,300
18	HWADMIN	31226	INDIRECT COSTS		\$398,649								\$398,649
18	HWADMIN	31260	INSURANCE		\$26,500								\$26,500
18	HWADMIN	60818	DEBT DISCOUNT		\$0								\$0
18	HWADMIN	60819	DEBT SERVICE COSTS		\$0								\$0
18	HWADMIN	63000	OPERATING TRANSFER OUT-INV INC		\$10,000								\$10,000
<b>TOTAL EXPENDITURES</b>					<b>\$2,826,982</b>	<b>\$68,100</b>	<b>\$0</b>	<b>\$0</b>	<b>\$0</b>	<b>\$0</b>	<b>\$0</b>	<b>\$0</b>	<b>\$2,895,082</b>

DEPARTMENT Public Works, Hwy & Transp.  
 PROGRAM: Administration

YR	ORG CODE	OBJECT	DESCRIPTION	C A P B D	2016	ADOPTED	2016	2017	CURRENT	ACTUAL	ESTIMATED	TOTAL	AGENCY
					REVENUES	BUDGET	CARRYFORWARD	COUNTY BOARD	MODIFIED	REVENUES	REVENUES	ESTIMATED	AGENCY
					2017	2017		ACTIONS	BUDGET	YTD	TOTAL	CARRYFORWARD	BASE
18	HWADMIN	80755	MAINTENANCE SUPERVISION-STH		\$745,336	\$687,673	\$0	\$0	\$687,673	\$275,653	\$702,878	\$0	\$687,673
18	HWADMIN	80761	ST AID-ADMIN-LOCAL ROAD IMPVT		\$13,098	\$12,000	\$0	\$0	\$12,000	\$0	\$12,000	\$0	\$12,000
18	HWADMIN	80762	UTILITY PERMITS		\$31,134	\$37,000	\$0	\$0	\$37,000	\$12,675	\$30,382	\$0	\$37,000
18	HWADMIN	80763	ACCESS PERMITS		\$3,055	\$4,000	\$0	\$0	\$4,000	\$920	\$3,394	\$0	\$4,000
18	HWADMIN	80764	OVERWEIGHT PERMITS		\$11,460	\$6,000	\$0	\$0	\$6,000	\$2,480	\$8,440	\$0	\$6,000
18	HWADMIN	80770	HIGHWAY COMMISSIONER REVENUE		\$70,000	\$70,000	\$0	\$0	\$70,000	\$0	\$70,000	\$0	\$70,000
18	HWADMIN	83240	MISCELLANEOUS HWY REVENUE		\$92	\$100	\$0	\$0	\$100	\$86	\$100	\$0	\$100
18	HWADMIN	84520	INVESTMENT INCOME		\$8,455	\$10,000	\$0	\$0	\$10,000	\$11,300	\$8,540	\$0	\$10,000
18	HWADMIN	84972	BORROWING PROCEEDS-PREMIUM	C	\$147,970	\$0	\$0	\$0	\$0	\$0	\$0	\$0	\$0
18	HWADMIN	84974	BORROWING PROCEEDS	C	\$22,775	\$0	\$0	\$0	\$0	\$0	\$0	\$0	\$0
18	HWADMIN	84976	AMORTIZATION OF PREMIUM ON DEB		(\$86,928)	\$0	\$0	\$0	\$0	\$0	\$0	\$0	\$0
<b>TOTAL REVENUES</b>					<b>\$966,447</b>	<b>\$826,773</b>	<b>\$0</b>	<b>\$0</b>	<b>\$826,773</b>	<b>\$303,114</b>	<b>\$835,734</b>	<b>\$0</b>	<b>\$826,773</b>

11

DEPARTMENT Public Works, Hwy & Transp.  
 PROGRAM: Administration

YR	ORG CODE	OBJECT	DESCRIPTION	C A P B D	AGENCY BASE	DECISION ITEM #1	DECISION ITEM #2	DECISION ITEM #3	DECISION ITEM #4	DECISION ITEM #5	DECISION ITEM #6	DECISION ITEM #7	AGENCY REQUEST
18	HWADMIN	80755	MAINTENANCE SUPERVISION-STH		\$687,673		\$51,000						\$738,673
18	HWADMIN	80761	ST AID-ADMIN-LOCAL ROAD IMPVT		\$12,000								\$12,000
18	HWADMIN	80762	UTILITY PERMITS		\$37,000								\$37,000
18	HWADMIN	80763	ACCESS PERMITS		\$4,000								\$4,000
18	HWADMIN	80764	OVERWEIGHT PERMITS		\$6,000								\$6,000
18	HWADMIN	80770	HIGHWAY COMMISSIONER REVENUE		\$70,000								\$70,000
18	HWADMIN	83240	MISCELLANEOUS HWY REVENUE		\$100								\$100
18	HWADMIN	84520	INVESTMENT INCOME		\$10,000								\$10,000
18	HWADMIN	84972	BORROWING PROCEEDS-PREMIUM	C	\$0								\$0
18	HWADMIN	84974	BORROWING PROCEEDS	C	\$0								\$0
18	HWADMIN	84976	AMORTIZATION OF PREMIUM ON DEB		\$0								\$0
<b>TOTAL REVENUES</b>					<b>\$826,773</b>	<b>\$0</b>	<b>\$51,000</b>	<b>\$0</b>	<b>\$0</b>	<b>\$0</b>	<b>\$0</b>	<b>\$0</b>	<b>\$877,773</b>

12

# DANE COUNTY BUDGET DECISION ITEM REQUEST

<b>1. DEPARTMENT</b> Public Works, Hwy & Transp.	<b>3. DEPT. NO.</b> 71	<b>5. FUND NAME</b> Highway Fund	<b>6. FUND NO.</b> 4210	
<b>2. PROGRAM</b> Administration	<b>4. PROGRAM NO.</b> 110/00			
<b>7. DECISION ITEM TITLE</b> Administration operating expenses	<b>8. BUDGETED POSITION CHANGES</b>			
	POSITION#	TITLE	# FTE	START DATE
<b>9. DECISION ITEM NUMBER</b> PWHT-ADMN-1				
<b>10. SHORT DESCRIPTION (for budget document--may not exceed 470 characters)</b> Increase depreciation by \$26,000 for radio, engineering and office equipment. Adjust equipment storage allocation by \$10,000 per WisDOT calculation, and add funds for timekeeping software.				
	<b>TOTAL REQUESTED FTE CHANGE</b>		0.000	
<b>11. (a) EXPLANATION/JUSTIFICATION (please be specific)</b> Portable and hand held radios are depreciated 8.5% each year, and other equipment over 7-10 years. Storage cost is calculated annually as an allocation of facility costs to administration. The timekeeping software will replace paper timecards.	<b>12. OPERATING EXPENSES / REVENUE SUMMARY</b>			
	<b>REQUESTED EXPENDITURES</b>			
	PERSONNEL COSTS	\$0		
	OPERATING EXPENSE	\$68,100		
	CONTRACTUAL EXPENSE	\$0		
	OPERATING OUTLAY	\$0		
	<b>TOTAL EXPENSE</b>	<b>\$68,100</b>		
	<b>RELATED REVENUES</b>			
	TAXES	\$0		
	INTERGOVERNMENTAL REVENUE	\$0		
	LICENSES & PERMITS	\$0		
	FINES, FORFEITS & PENALTIES	\$0		
	PUBLIC CHARGES FOR SERVICES	\$0		
	INTERGOVERNMENTAL CHARGE FOR SERVICES	\$0		
	MISCELLANEOUS	\$0		
	OTHER FINANCING SOURCES	\$0		
	<b>TOTAL REVENUE</b>	<b>\$0</b>		
	<b>NET COST TO COUNTY</b>	<b>\$68,100</b>		
<b>(b) What are the consequences of not funding this request?</b>				
<b>(c) What savings/productivity improvements will result from approval of this request?</b>				

# DANE COUNTY BUDGET DECISION ITEM REQUEST

<b>1. DEPARTMENT</b> Public Works, Hwy & Transp.	<b>3. DEPT. NO.</b> 71	<b>5. FUND NAME</b> Highway Fund
<b>2. PROGRAM</b> Administration	<b>4. PROGRAM NO.</b> 110/00	<b>6. FUND NO.</b> 4210
<b>7. DECISION ITEM TITLE</b> State Reimbursement-Engineering	<b>8. BUDGETED POSITION CHANGES</b>	
	POSITION#	TITLE
<b>9. DECISION ITEM NUMBER</b> PWHT-ADMN-2	# FTE	START DATE
<b>10. SHORT DESCRIPTION (for budget document--may not exceed 470 characters)</b> Wisconsin DOT reimbursement for Engineering services.		
	<b>TOTAL REQUESTED FTE CHANGE</b>	0.000
<b>11. (a) EXPLANATION/JUSTIFICATION (please be specific)</b> Dane County Highway engineering work on state highway projects to be billed to WisDOT.  <b>(b) What are the consequences of not funding this request?</b> A loss of revenue.  <b>(c) What savings/productivity improvements will result from approval of this request?</b>	<b>12. OPERATING EXPENSES / REVENUE SUMMARY</b>	
	<b>REQUESTED EXPENDITURES</b>	
	PERSONNEL COSTS	\$0
	OPERATING EXPENSE	\$0
	CONTRACTUAL EXPENSE	\$0
	OPERATING OUTLAY	\$0
	TOTAL EXPENSE	\$0
	<b>RELATED REVENUES</b>	
	TAXES	\$0
	INTERGOVERNMENTAL REVENUE	\$51,000
LICENSES & PERMITS	\$0	
FINES, FORFEITS & PENALTIES	\$0	
PUBLIC CHARGES FOR SERVICES	\$0	
INTERGOVERNMENTAL CHARGE FOR SERVICES	\$0	
MISCELLANEOUS	\$0	
OTHER FINANCING SOURCES	\$0	
TOTAL REVENUE	\$51,000	
<b>NET COST TO COUNTY</b>	<b>(\$51,000)</b>	

**DANE COUNTY  
PROGRAM BUDGET  
NARRATIVE DATA FORM**

BLOCK 1 - Fund Name  
Highway Fund

BLOCK 2 - Fund Number  
4210

BLOCK 3 - Department Name  
Public Works, Hwy & Transp.

BLOCK 4 - Department Number  
71

BLOCK 5 - Program Name  
Administration

BLOCK 6 - Division/Program Number  
110/00

BLOCK 7 - Mission  
To provide leadership, guidance, direction and support to the operating programs, Transportation Committee, County Executive and County Board on county transportation related issues.

BLOCK 8 - Description  
This program administers and monitors the following areas:  
 personnel management and payroll;  
 engineering oversight (capital & operating) and engineering design supervision;  
 accounting and systems development, including capital and operating budgets;  
 committee activities;  
 purchasing;  
 issuance of utility, overweight and driveway permits;  
 principal and interest on debt and indirect costs;  
 general operations of all divisions, including accounting for the Wisconsin River Rail Transit Commission.

BLOCK 9 - Program Objectives

BLOCK 10 - Program Staff - Show Total FTE's

Actual 2016	Budget 2017	Revised 2017	Base 2018	Budget 2018
17.20	17.20	17.20	17.20	17.20

15





<b>Dept:</b> Public Works, Hwy & Transp.	71	<b>DANE COUNTY</b>	<b>Fund Name:</b> Highway Fund
<b>Prgm:</b> Transit & Environmental	604/00		<b>Fund No:</b> 4210

**Mission:**

To provide assistance for transit operation, other modes of transportation, and collection and disposal of hazardous materials.

**Description:**

The Transit Program provides administration of transit and bicycle related grants and studies.

The Hazardous Materials Program helps to ensure proper recycling through the collection of waste oil products from the public at all highway maintenance facilities.

	Actual 2016	Adopted 2017	2016 Carry Forward	Board Transfers	Budget As Modified	2017 YTD	Estimated 2017	Department Request
<b>PROGRAM EXPENDITURES</b>								
Personnel Costs	\$0	\$1,200	\$0	\$0	\$1,200	\$100	\$1,273	\$1,300
Operating Expenses	\$3,194	\$6,500	\$0	\$0	\$6,500	\$1,511	\$6,500	\$6,500
Contractual Services	\$78,457	\$92,300	\$78,000	\$0	\$170,300	\$15,879	\$170,300	\$92,300
Operating Capital	\$0	\$0	\$0	\$0	\$0	\$0	\$0	\$0
<b>TOTAL</b>	<b>\$81,651</b>	<b>\$100,000</b>	<b>\$78,000</b>	<b>\$0</b>	<b>\$178,000</b>	<b>\$17,490</b>	<b>\$178,073</b>	<b>\$100,100</b>
<b>PROGRAM REVENUE</b>								
Taxes	\$0	\$0	\$0	\$0	\$0	\$0	\$0	\$0
Intergovernmental Revenue	\$0	\$0	\$0	\$0	\$0	\$0	\$0	\$0
Licenses & Permits	\$0	\$0	\$0	\$0	\$0	\$0	\$0	\$0
Fines, Forfeits & Penalties	\$0	\$0	\$0	\$0	\$0	\$0	\$0	\$0
Public Charges for Services	\$0	\$0	\$0	\$0	\$0	\$0	\$0	\$0
Intergovernmental Charge for Services	\$0	\$0	\$0	\$0	\$0	\$0	\$0	\$0
Miscellaneous	\$0	\$9,500	\$0	\$0	\$9,500	\$0	\$0	\$9,500
Other Financing Sources	\$0	\$0	\$0	\$0	\$0	\$0	\$0	\$0
<b>TOTAL</b>	<b>\$0</b>	<b>\$9,500</b>	<b>\$0</b>	<b>\$0</b>	<b>\$9,500</b>	<b>\$0</b>	<b>\$0</b>	<b>\$9,500</b>
<b>GPR SUPPORT</b>	<b>\$81,651</b>	<b>\$90,500</b>			<b>\$168,500</b>			<b>\$90,600</b>
<b>F.T.E. STAFF</b>	<b>0.200</b>	<b>0.200</b>					<b>0.200</b>	<b>0.200</b>

<b>Dept:</b> Public Works, Hwy & Transp.		71		<b>Fund Name:</b> Highway Fund						
<b>Prgm:</b> Transit & Environmental		604/00		<b>Fund No.:</b> 4210						
DI#	NONE	2018 Base	Net Decision Items						2018 Requested Budget	
			01	02	03	04	05	06		07
<b>PROGRAM EXPENDITURES</b>										
	Personnel Costs	\$1,300	\$0	\$0	\$0	\$0	\$0	\$0	\$0	\$1,300
	Operating Expenses	\$6,500	\$0	\$0	\$0	\$0	\$0	\$0	\$0	\$6,500
	Contractual Services	\$92,300	\$0	\$0	\$0	\$0	\$0	\$0	\$0	\$92,300
	Operating Capital	\$0	\$0	\$0	\$0	\$0	\$0	\$0	\$0	\$0
<b>TOTAL</b>		<b>\$100,100</b>	<b>\$0</b>	<b>\$0</b>	<b>\$0</b>	<b>\$0</b>	<b>\$0</b>	<b>\$0</b>	<b>\$0</b>	<b>\$100,100</b>
<b>PROGRAM REVENUE</b>										
	Taxes	\$0	\$0	\$0	\$0	\$0	\$0	\$0	\$0	\$0
	Intergovernmental Revenue	\$0	\$0	\$0	\$0	\$0	\$0	\$0	\$0	\$0
	Licenses & Permits	\$0	\$0	\$0	\$0	\$0	\$0	\$0	\$0	\$0
	Fines, Forfeits & Penalties	\$0	\$0	\$0	\$0	\$0	\$0	\$0	\$0	\$0
	Public Charges for Services	\$0	\$0	\$0	\$0	\$0	\$0	\$0	\$0	\$0
	Intergovernmental Charge for Services	\$0	\$0	\$0	\$0	\$0	\$0	\$0	\$0	\$0
	Miscellaneous	\$9,500	\$0	\$0	\$0	\$0	\$0	\$0	\$0	\$9,500
	Other Financing Sources	\$0	\$0	\$0	\$0	\$0	\$0	\$0	\$0	\$0
<b>TOTAL</b>		<b>\$9,500</b>	<b>\$0</b>	<b>\$0</b>	<b>\$0</b>	<b>\$0</b>	<b>\$0</b>	<b>\$0</b>	<b>\$0</b>	<b>\$9,500</b>
<b>GPR SUPPORT</b>		<b>\$90,600</b>	<b>\$0</b>	<b>\$0</b>	<b>\$0</b>	<b>\$0</b>	<b>\$0</b>	<b>\$0</b>	<b>\$0</b>	<b>\$90,600</b>
<b>F.T.E. STAFF</b>		<b>0.200</b>	<b>0.000</b>	<b>0.000</b>	<b>0.000</b>	<b>0.000</b>	<b>0.000</b>	<b>0.000</b>	<b>0.000</b>	<b>0.200</b>

NARRATIVE INFORMATION ABOUT DECISION ITEMS SHOWN ABOVE			Expenditures	Revenue	GPR Support
<b>2018 BUDGET BASE</b>			\$100,100	\$9,500	\$90,600
<b>2018 REQUESTED BUDGET</b>			\$100,100	\$9,500	\$90,600

DEPARTMENT Public Works, Hwy & Transp.  
 PROGRAM Transit & Environmental

OPERATING BUDGET SUMMARY

PROGRAM SUMMARY	2016 ACTUAL	ADOPTED BUDGET 2017	2016 CARRYFORWRD	2017 COUNTY BOARD ACTIONS	CURRENT MODIFIED BUDGET	ACTUAL YTD	ESTIMATED TOTAL	TOTAL ESTIMATED CARRYFORWD	AGENCY BASE
PERSONNEL COSTS	\$0	\$1,200	\$0	\$0	\$1,200	\$100	\$1,273	\$0	\$1,300
OPERATING EXPENSE	\$3,194	\$6,500	\$0	\$0	\$6,500	\$1,511	\$6,500	\$0	\$6,500
CONTRACTUAL SERVICES	\$78,457	\$92,300	\$78,000	\$0	\$170,300	\$15,879	\$170,300	\$0	\$92,300
OPERATING CAPITAL	\$0	\$0	\$0	\$0	\$0	\$0	\$0	\$0	\$0
TOTAL PROGRAM EXPENDITURES	\$81,651	\$100,000	\$78,000	\$0	\$178,000	\$17,490	\$178,073	\$0	\$100,100
LESS REVENUES									
TAXES	\$0	\$0	\$0	\$0	\$0	\$0	\$0	\$0	\$0
INTERGOVERNMENTAL REVENUE	\$0	\$0	\$0	\$0	\$0	\$0	\$0	\$0	\$0
LICENSES & PERMITS	\$0	\$0	\$0	\$0	\$0	\$0	\$0	\$0	\$0
FINES, FORFEITS & PENALTIES	\$0	\$0	\$0	\$0	\$0	\$0	\$0	\$0	\$0
PUBLIC CHARGE FOR SERVICE	\$0	\$0	\$0	\$0	\$0	\$0	\$0	\$0	\$0
INTERGOV'L CHARGES FOR SERVICE	\$0	\$0	\$0	\$0	\$0	\$0	\$0	\$0	\$0
MISCELLANEOUS	\$0	\$9,500	\$0	\$0	\$9,500	\$0	\$0	\$0	\$9,500
OTHER FINANCING SOURCES	\$0	\$0	\$0	\$0	\$0	\$0	\$0	\$0	\$0
TOTAL PROGRAM REVENUES	\$0	\$9,500	\$0	\$0	\$9,500	\$0	\$0	\$0	\$9,500
NET COST:	\$81,651	\$90,500	\$78,000	\$0	\$168,500	\$17,490	\$178,073	\$0	\$90,600

PROGRAM SUMMARY	AGENCY BASE	DECISION ITEM #1	DECISION ITEM #2	DECISION ITEM #3	DECISION ITEM #4	DECISION ITEM #5	DECISION ITEM #6	DECISION ITEM #7	AGENCY REQUEST
PERSONNEL COSTS	\$1,300	\$0	\$0	\$0	\$0	\$0	\$0	\$0	\$1,300
OPERATING EXPENSE	\$6,500	\$0	\$0	\$0	\$0	\$0	\$0	\$0	\$6,500
CONTRACTUAL SERVICES	\$92,300	\$0	\$0	\$0	\$0	\$0	\$0	\$0	\$92,300
OPERATING CAPITAL	\$0	\$0	\$0	\$0	\$0	\$0	\$0	\$0	\$0
TOTAL PROGRAM EXPENDITURES	\$100,100	\$0	\$0	\$0	\$0	\$0	\$0	\$0	\$100,100
LESS REVENUES									
TAXES	\$0	\$0	\$0	\$0	\$0	\$0	\$0	\$0	\$0
INTERGOVERNMENTAL REVENUE	\$0	\$0	\$0	\$0	\$0	\$0	\$0	\$0	\$0
LICENSES & PERMITS	\$0	\$0	\$0	\$0	\$0	\$0	\$0	\$0	\$0
FINES, FORFEITS & PENALTIES	\$0	\$0	\$0	\$0	\$0	\$0	\$0	\$0	\$0
PUBLIC CHARGE FOR SERVICE	\$0	\$0	\$0	\$0	\$0	\$0	\$0	\$0	\$0
INTERGOV'L CHARGES FOR SERVICE	\$0	\$0	\$0	\$0	\$0	\$0	\$0	\$0	\$0
MISCELLANEOUS	\$9,500	\$0	\$0	\$0	\$0	\$0	\$0	\$0	\$9,500
OTHER FINANCING SOURCES	\$0	\$0	\$0	\$0	\$0	\$0	\$0	\$0	\$0
TOTAL PROGRAM REVENUES	\$9,500	\$0	\$0	\$0	\$0	\$0	\$0	\$0	\$9,500
NET COST:	\$90,600	\$0	\$0	\$0	\$0	\$0	\$0	\$0	\$90,600

19

DEPARTMENT Public Works, Hwy & Transp.  
 PROGRAM: Transit & Environmental

YR	ORG CODE	OBJECT	DESCRIPTION	C A P B D		ADOPTED BUDGET		2017 COUNTY BOARD		CURRENT	ACTUAL	ESTIMATED	TOTAL	AGENCY
				2016	2017	2016	2017	MODIFIED	EXPENDITURES	EXPENDITURES	ESTIMATED	CARRYFORWARD	BASE	
				EXPENDITURES	2017	CARRYFORWARD	ACTIONS	BUDGET	YTD	TOTAL	CARRYFORWARD	BASE		
18	HWTRSENV	10009	SALARIES AND WAGES	\$0	\$500	\$0	\$0	\$500	\$55	\$520	\$0	\$500		
18	HWTRSENV	10027	OVERTIME	\$0	\$100	\$0	\$0	\$100	\$0	\$104	\$0	\$100		
18	HWTRSENV	10072	LIMITED TERM EMPLOYEES	\$0	\$100	\$0	\$0	\$100	\$0	\$100	\$0	\$100		
18	HWTRSENV	12153	REALLOCATION-EMPLOYEE BENEFITS	\$0	\$500	\$0	\$0	\$500	\$45	\$549	\$0	\$600		
18	HWTRSENV	20987	EQUIPMENT CHARGED OUT	\$0	\$500	\$0	\$0	\$500	\$17	\$500	\$0	\$500		
18	HWTRSENV	21840	MATERIALS	\$3,194	\$6,000	\$0	\$0	\$6,000	\$1,494	\$6,000	\$0	\$6,000		
18	HWTRSENV	30368	ASSISTANCE TO PUBLIC TRANSIT	\$24,280	\$24,300	\$0	\$0	\$24,300	\$0	\$24,300	\$0	\$24,300		
18	HWTRSENV	30976	EMPLOYEE OPTIONS TRANSIT PRGM	\$54,177	\$42,000	\$0	\$0	\$42,000	\$15,879	\$42,000	\$0	\$42,000		
18	HWTRSENV	32637	TRANSPORT 2020 PLANNING-POS	\$0	\$26,000	\$78,000	\$0	\$104,000	\$0	\$104,000	\$0	\$26,000		
<b>TOTAL EXPENDITURES</b>				<b>\$81,651</b>	<b>\$100,000</b>	<b>\$78,000</b>	<b>\$0</b>	<b>\$178,000</b>	<b>\$17,490</b>	<b>\$178,073</b>	<b>\$0</b>	<b>\$100,100</b>		

20

DEPARTMENT Public Works, Hwy & Transp.  
 PROGRAM: Transit & Environmental

YR	ORG CODE	OBJECT	DESCRIPTION	C A P B D	AGENCY BASE	DECISION ITEM #1	DECISION ITEM #2	DECISION ITEM #3	DECISION ITEM #4	DECISION ITEM #5	DECISION ITEM #6	DECISION ITEM #7	AGENCY REQUEST
18	HWTRSENV	10009	SALARIES AND WAGES		\$500								\$500
18	HWTRSENV	10027	OVERTIME		\$100								\$100
18	HWTRSENV	10072	LIMITED TERM EMPLOYEES		\$100								\$100
18	HWTRSENV	12153	REALLOCATION-EMPLOYEE BENEFITS		\$600								\$600
18	HWTRSENV	20987	EQUIPMENT CHARGED OUT		\$500								\$500
18	HWTRSENV	21840	MATERIALS		\$6,000								\$6,000
18	HWTRSENV	30368	ASSISTANCE TO PUBLIC TRANSIT		\$24,300								\$24,300
18	HWTRSENV	30976	EMPLOYEE OPTIONS TRANSIT PRGM		\$42,000								\$42,000
18	HWTRSENV	32637	TRANSPORT 2020 PLANNING-POS		\$26,000								\$26,000
<b>TOTAL EXPENDITURES</b>					<b>\$100,100</b>	<b>\$0</b>	<b>\$0</b>	<b>\$0</b>	<b>\$0</b>	<b>\$0</b>	<b>\$0</b>	<b>\$0</b>	<b>\$100,100</b>

DEPARTMENT Public Works, Hwy & Transp.  
 PROGRAM: Transit & Environmental

YR	ORG CODE	OBJECT	DESCRIPTION	C A P B D	2016	ADOPTED	2016	2017	CURRENT	ACTUAL	ESTIMATED	TOTAL	AGENCY
					REVENUES	BUDGET	CARRYFORWARD	COUNTY BOARD	MODIFIED	REVENUES	REVENUES	ESTIMATED	AGENCY
						2017		ACTIONS	BUDGET	YTD	TOTAL	CARRYFORWARD	BASE
18	HWTRSENV	83242	MISCELLANEOUS REVENUE		\$0	\$9,500	\$0	\$0	\$9,500	\$0	\$0	\$0	\$9,500
					\$0	\$9,500	\$0	\$0	\$9,500	\$0	\$0	\$0	\$9,500
					TOTAL REVENUES								

DEPARTMENT Public Works, Hwy & Transp.  
 PROGRAM: Transit & Environmental

YR	ORG CODE	OBJECT	DESCRIPTION	C A P B D	AGENCY BASE	DECISION ITEM #1	DECISION ITEM #2	DECISION ITEM #3	DECISION ITEM #4	DECISION ITEM #5	DECISION ITEM #6	DECISION ITEM #7	AGENCY REQUEST
18	HWTRSENV	83242	MISCELLANEOUS REVENUE		\$9,500								\$9,500
			TOTAL REVENUES		\$9,500	\$0	\$0	\$0	\$0	\$0	\$0	\$0	\$9,500

**DANE COUNTY  
PROGRAM BUDGET  
NARRATIVE DATA FORM**

BLOCK 1 - Fund Name  
Highway Fund

BLOCK 2 - Fund Number  
4210

BLOCK 3 - Department Name  
Public Works, Hwy & Transp.

BLOCK 4 - Department Number  
71

BLOCK 5 - Program Name  
Transit & Environmental

BLOCK 6 - Division/Program Number  
604/00

BLOCK 7 - Mission  
To provide assistance for transit operation, other modes of transportation, and collection and disposal of hazardous materials.

BLOCK 8 - Description  
The Transit Program provides administration of transit and bicycle related grants and studies.  
  
The Hazardous Materials Program helps to ensure proper recycling through the collection of waste oil products from the public at all highway maintenance facilities.

BLOCK 9 - Program Objectives

BLOCK 10 - Program Staff - Show Total FTE's

Actual 2016	Budget 2017	Revised 2017	Base 2018	Budget 2018
0.20	0.20	0.20	0.20	0.20

24





<b>Dept:</b> Public Works, Hwy & Transp.	71	<b>DANE COUNTY</b>	<b>Fund Name:</b> Highway Fund
<b>Prgm:</b> CTH Maintenance	150/00		<b>Fund No:</b> 4210

**Mission:**

To maintain the County Trunk Highway system in a safe and cost-effective manner, and to provide preventative maintenance in a timely manner in conformance with county and federal safety and maintenance standards.

**Description:**

This program provides maintenance on 542 miles (1,130 lane miles or 8,247,000 square yards of pavement) of highway in conformance with county policy and federal safety and maintenance standards. Maintenance consists of, but is not limited to, pavement repairs, shoulder grading/repair, sweeping, mowing, culvert and bridge repair, center and edgeline painting, signal maintenance, signing placement and repair, ditch and drainage maintenance, litter control, brush and tree control, minor resurfacing, dead animal pick-up and disposal, snow plowing, salting, snow fence installation and removal, transporting accumulations of ice and snow, handling after-hour emergencies.

	Actual 2016	Adopted 2017	2016 Carry Forward	Board Transfers	Budget As Modified	2017 YTD	Estimated 2017	Department Request
<b>PROGRAM EXPENDITURES</b>								
Personnel Costs	\$2,608,031	\$2,883,980	\$0	\$0	\$2,883,980	\$1,107,020	\$2,713,740	\$3,032,800
Operating Expenses	\$3,733,502	\$3,970,400	\$857	\$0	\$3,971,257	\$1,372,364	\$4,147,727	\$3,970,400
Contractual Services	\$235,267	\$182,000	\$126	\$0	\$182,126	\$21,829	\$235,267	\$182,000
Operating Capital	\$0	\$0	\$0	\$0	\$0	\$0	\$0	\$0
<b>TOTAL</b>	<b>\$6,576,800</b>	<b>\$7,036,380</b>	<b>\$983</b>	<b>\$0</b>	<b>\$7,037,363</b>	<b>\$2,501,213</b>	<b>\$7,096,734</b>	<b>\$7,185,200</b>
<b>PROGRAM REVENUE</b>								
Taxes	\$0	\$0	\$0	\$0	\$0	\$0	\$0	\$0
Intergovernmental Revenue	\$4,574,207	\$4,694,604	\$0	\$0	\$4,694,604	\$1,103,365	\$4,670,263	\$4,694,604
Licenses & Permits	\$0	\$0	\$0	\$0	\$0	\$0	\$0	\$0
Fines, Forfeits & Penalties	\$0	\$0	\$0	\$0	\$0	\$0	\$0	\$0
Public Charges for Services	\$1,000	\$6,000	\$0	\$0	\$6,000	\$0	\$6,000	\$6,000
Intergovernmental Charge for Services	\$0	\$0	\$0	\$0	\$0	\$0	\$0	\$0
Miscellaneous	\$14,335	\$17,000	\$0	\$0	\$17,000	\$4,759	\$13,914	\$17,000
Other Financing Sources	\$0	\$0	\$0	\$0	\$0	\$0	\$0	\$0
<b>TOTAL</b>	<b>\$4,589,543</b>	<b>\$4,717,604</b>	<b>\$0</b>	<b>\$0</b>	<b>\$4,717,604</b>	<b>\$1,108,125</b>	<b>\$4,690,177</b>	<b>\$4,717,604</b>
<b>GPR SUPPORT</b>	<b>\$1,987,257</b>	<b>\$2,318,776</b>			<b>\$2,319,759</b>			<b>\$2,467,596</b>
<b>F.T.E. STAFF</b>	<b>30.000</b>	<b>30.000</b>					<b>30.000</b>	<b>30.000</b>

Dept: Public Works, Hwy & Transp.		71		Fund Name: Highway Fund						
Prgm: CTH Maintenance		150/00		Fund No.: 4210						
DI#	2018 Base	Net Decision Items							2018 Requested Budget	
		01	02	03	04	05	06	07		
<b>PROGRAM EXPENDITURES</b>										
Personnel Costs	\$2,988,100	\$44,700	\$0	\$0	\$0	\$0	\$0	\$0	\$0	\$3,032,800
Operating Expenses	\$3,970,400	\$0	\$0	\$0	\$0	\$0	\$0	\$0	\$0	\$3,970,400
Contractual Services	\$182,000	\$0	\$0	\$0	\$0	\$0	\$0	\$0	\$0	\$182,000
Operating Capital	\$0	\$0	\$0	\$0	\$0	\$0	\$0	\$0	\$0	\$0
<b>TOTAL</b>	<b>\$7,140,500</b>	<b>\$44,700</b>	<b>\$0</b>	<b>\$0</b>	<b>\$0</b>	<b>\$0</b>	<b>\$0</b>	<b>\$0</b>	<b>\$0</b>	<b>\$7,185,200</b>
<b>PROGRAM REVENUE</b>										
Taxes	\$0	\$0	\$0	\$0	\$0	\$0	\$0	\$0	\$0	\$0
Intergovernmental Revenue	\$4,694,604	\$0	\$0	\$0	\$0	\$0	\$0	\$0	\$0	\$4,694,604
Licenses & Permits	\$0	\$0	\$0	\$0	\$0	\$0	\$0	\$0	\$0	\$0
Fines, Forfeits & Penalties	\$0	\$0	\$0	\$0	\$0	\$0	\$0	\$0	\$0	\$0
Public Charges for Services	\$6,000	\$0	\$0	\$0	\$0	\$0	\$0	\$0	\$0	\$6,000
Intergovernmental Charge for Services	\$0	\$0	\$0	\$0	\$0	\$0	\$0	\$0	\$0	\$0
Miscellaneous	\$17,000	\$0	\$0	\$0	\$0	\$0	\$0	\$0	\$0	\$17,000
Other Financing Sources	\$0	\$0	\$0	\$0	\$0	\$0	\$0	\$0	\$0	\$0
<b>TOTAL</b>	<b>\$4,717,604</b>	<b>\$0</b>	<b>\$0</b>	<b>\$0</b>	<b>\$0</b>	<b>\$0</b>	<b>\$0</b>	<b>\$0</b>	<b>\$0</b>	<b>\$4,717,604</b>
<b>GPR SUPPORT</b>	<b>\$2,422,896</b>	<b>\$44,700</b>	<b>\$0</b>	<b>\$0</b>	<b>\$0</b>	<b>\$0</b>	<b>\$0</b>	<b>\$0</b>	<b>\$0</b>	<b>\$2,467,596</b>
<b>F.T.E. STAFF</b>	<b>30.000</b>	<b>0.000</b>	<b>0.000</b>	<b>0.000</b>	<b>0.000</b>	<b>0.000</b>	<b>0.000</b>	<b>0.000</b>	<b>0.000</b>	<b>30.000</b>

NARRATIVE INFORMATION ABOUT DECISION ITEMS SHOWN ABOVE				Expenditures	Revenue	GPR Support
<b>2018 BUDGET BASE</b>				\$7,140,500	\$4,717,604	\$2,422,896
DI #	PWHT-OPNS-1	Maintenance Operation Expenses				
DEPT	Increase personnel services for county road maintenance.			\$44,700	\$0	\$44,700
EXEC						\$0
ADOPTED						\$0
NET DI # PWHT-OPNS-1				\$44,700	\$0	\$44,700
<b>2018 REQUESTED BUDGET</b>				<b>\$7,185,200</b>	<b>\$4,717,604</b>	<b>\$2,467,596</b>

OPERATING BUDGET SUMMARY

PROGRAM SUMMARY	2016 ACTUAL	ADOPTED BUDGET 2017	2016 CARRYFORWRD	2017 COUNTY BOARD ACTIONS	CURRENT MODIFIED BUDGET	ACTUAL YTD	ESTIMATED TOTAL	TOTAL ESTIMATED CARRYFORWD	AGENCY BASE
PERSONNEL COSTS	\$2,608,031	\$2,883,980	\$0	\$0	\$2,883,980	\$1,107,020	\$2,713,740	\$0	\$2,988,100
OPERATING EXPENSE	\$3,733,502	\$3,970,400	\$857	\$0	\$3,971,257	\$1,372,364	\$4,147,727	\$0	\$3,970,400
CONTRACTUAL SERVICES	\$235,267	\$182,000	\$126	\$0	\$182,126	\$21,829	\$235,267	\$0	\$182,000
OPERATING CAPITAL	\$0	\$0	\$0	\$0	\$0	\$0	\$0	\$0	\$0
<b>TOTAL PROGRAM EXPENDITURES</b>	<b>\$6,576,800</b>	<b>\$7,036,380</b>	<b>\$983</b>	<b>\$0</b>	<b>\$7,037,363</b>	<b>\$2,501,213</b>	<b>\$7,096,734</b>	<b>\$0</b>	<b>\$7,140,500</b>
LESS REVENUES									
TAXES	\$0	\$0	\$0	\$0	\$0	\$0	\$0	\$0	\$0
INTERGOVERNMENTAL REVENUE	\$4,574,207	\$4,694,604	\$0	\$0	\$4,694,604	\$1,103,365	\$4,670,263	\$0	\$4,694,604
LICENSES & PERMITS	\$0	\$0	\$0	\$0	\$0	\$0	\$0	\$0	\$0
FINES, FORFEITS & PENALTIES	\$0	\$0	\$0	\$0	\$0	\$0	\$0	\$0	\$0
PUBLIC CHARGE FOR SERVICE	\$1,000	\$6,000	\$0	\$0	\$6,000	\$0	\$6,000	\$0	\$6,000
INTERGOV'L CHARGES FOR SERVICE	\$0	\$0	\$0	\$0	\$0	\$0	\$0	\$0	\$0
MISCELLANEOUS	\$14,335	\$17,000	\$0	\$0	\$17,000	\$4,759	\$13,914	\$0	\$17,000
OTHER FINANCING SOURCES	\$0	\$0	\$0	\$0	\$0	\$0	\$0	\$0	\$0
<b>TOTAL PROGRAM REVENUES</b>	<b>\$4,589,543</b>	<b>\$4,717,604</b>	<b>\$0</b>	<b>\$0</b>	<b>\$4,717,604</b>	<b>\$1,108,125</b>	<b>\$4,690,177</b>	<b>\$0</b>	<b>\$4,717,604</b>
<b>NET COST:</b>	<b>\$1,987,257</b>	<b>\$2,318,776</b>	<b>\$983</b>	<b>\$0</b>	<b>\$2,319,759</b>	<b>\$1,393,089</b>	<b>\$2,406,557</b>	<b>\$0</b>	<b>\$2,422,896</b>

PROGRAM SUMMARY	AGENCY BASE	DECISION ITEM #1	DECISION ITEM #2	DECISION ITEM #3	DECISION ITEM #4	DECISION ITEM #5	DECISION ITEM #6	DECISION ITEM #7	AGENCY REQUEST
PERSONNEL COSTS	\$2,988,100	\$44,700	\$0	\$0	\$0	\$0	\$0	\$0	\$3,032,800
OPERATING EXPENSE	\$3,970,400	\$0	\$0	\$0	\$0	\$0	\$0	\$0	\$3,970,400
CONTRACTUAL SERVICES	\$182,000	\$0	\$0	\$0	\$0	\$0	\$0	\$0	\$182,000
OPERATING CAPITAL	\$0	\$0	\$0	\$0	\$0	\$0	\$0	\$0	\$0
<b>TOTAL PROGRAM EXPENDITURES</b>	<b>\$7,140,500</b>	<b>\$44,700</b>	<b>\$0</b>	<b>\$0</b>	<b>\$0</b>	<b>\$0</b>	<b>\$0</b>	<b>\$0</b>	<b>\$7,185,200</b>
LESS REVENUES									
TAXES	\$0	\$0	\$0	\$0	\$0	\$0	\$0	\$0	\$0
INTERGOVERNMENTAL REVENUE	\$4,694,604	\$0	\$0	\$0	\$0	\$0	\$0	\$0	\$4,694,604
LICENSES & PERMITS	\$0	\$0	\$0	\$0	\$0	\$0	\$0	\$0	\$0
FINES, FORFEITS & PENALTIES	\$0	\$0	\$0	\$0	\$0	\$0	\$0	\$0	\$0
PUBLIC CHARGE FOR SERVICE	\$6,000	\$0	\$0	\$0	\$0	\$0	\$0	\$0	\$6,000
INTERGOV'L CHARGES FOR SERVICE	\$0	\$0	\$0	\$0	\$0	\$0	\$0	\$0	\$0
MISCELLANEOUS	\$17,000	\$0	\$0	\$0	\$0	\$0	\$0	\$0	\$17,000
OTHER FINANCING SOURCES	\$0	\$0	\$0	\$0	\$0	\$0	\$0	\$0	\$0
<b>TOTAL PROGRAM REVENUES</b>	<b>\$4,717,604</b>	<b>\$0</b>	<b>\$0</b>	<b>\$0</b>	<b>\$0</b>	<b>\$0</b>	<b>\$0</b>	<b>\$0</b>	<b>\$4,717,604</b>
<b>NET COST:</b>	<b>\$2,422,896</b>	<b>\$44,700</b>	<b>\$0</b>	<b>\$0</b>	<b>\$0</b>	<b>\$0</b>	<b>\$0</b>	<b>\$0</b>	<b>\$2,467,596</b>

DEPARTMENT Public Works, Hwy & Transp.  
 PROGRAM: CTH Maintenance

YR	ORG CODE	OBJECT	DESCRIPTION	2016 EXPENDITURES	ADOPTED	2016	2017	CURRENT MODIFIED BUDGET	ACTUAL	ESTIMATED	TOTAL	AGENCY BASE
					BUDGET 2017	CARRYFORWARD	COUNTY BOARD ACTIONS		EXPENDITURES YTD	EXPENDITURES TOTAL	ESTIMATED CARRYFORWARD	
18	HWOPRMNT	10009	SALARIES AND WAGES	\$1,205,974	\$1,586,700	\$0	\$0	\$1,586,700	\$474,046	\$1,303,055	\$0	\$1,590,100
18	HWOPRMNT	10027	OVERTIME	\$233,529	\$204,600	\$0	\$0	\$204,600	\$127,041	\$212,044	\$0	\$204,600
18	HWOPRMNT	10072	LIMITED TERM EMPLOYEES	\$0	\$28,100	\$0	\$0	\$28,100	\$0	\$28,100	\$0	\$28,100
18	HWOPRMNT	10250	SALARY SAVINGS	\$0	(\$148,900)	\$0	\$0	(\$148,900)	\$0	\$0	\$0	(\$155,300)
18	HWOPRMNT	12153	REALLOCATION-EMPLOYEE BENEFITS	\$1,168,528	\$1,213,480	\$0	\$0	\$1,213,480	\$505,933	\$1,170,541	\$0	\$1,320,600
18	HWOPRMNT	20832	DEICING MATERIALS	\$918,927	\$981,500	\$0	\$0	\$981,500	\$707,156	\$1,166,060	\$0	\$981,500
18	HWOPRMNT	20977	EQUIPMENT STORAGE	\$926,098	\$620,000	\$0	\$0	\$620,000	\$0	\$620,000	\$0	\$620,000
18	HWOPRMNT	20987	EQUIPMENT CHARGED OUT	\$1,400,955	\$1,574,100	\$0	\$0	\$1,574,100	\$597,713	\$1,566,010	\$0	\$1,574,100
18	HWOPRMNT	21510	MATERIAL-ASPHALT & OIL	\$224,269	\$359,000	\$0	\$0	\$359,000	\$26,241	\$359,000	\$0	\$359,000
18	HWOPRMNT	21511	MATERIAL-GRAVEL & STONE	\$70,429	\$108,000	\$857	\$0	\$108,857	\$857	\$108,857	\$0	\$108,000
18	HWOPRMNT	21512	MATERIAL-PAINT & BEADS	\$75,347	\$139,000	\$0	\$0	\$139,000	\$14,525	\$139,000	\$0	\$139,000
18	HWOPRMNT	21513	MATERIAL-SIGNS & POSTS	\$58,168	\$53,300	\$0	\$0	\$53,300	\$4,737	\$53,300	\$0	\$53,300
18	HWOPRMNT	21840	MATERIALS	\$59,308	\$135,500	\$0	\$0	\$135,500	\$21,136	\$135,500	\$0	\$135,500
18	HWOPRMNT	30685	CONTRACTUAL SERVICES	\$235,267	\$182,000	\$126	\$0	\$182,126	\$21,829	\$235,267	\$0	\$182,000
<b>TOTAL EXPENDITURES</b>				<b>\$6,576,800</b>	<b>\$7,036,380</b>	<b>\$983</b>	<b>\$0</b>	<b>\$7,037,363</b>	<b>\$2,501,213</b>	<b>\$7,096,734</b>	<b>\$0</b>	<b>\$7,140,500</b>

DEPARTMENT Public Works, Hwy & Transp.  
PROGRAM: CTH Maintenance

YR	ORG CODE	OBJECT	DESCRIPTION	C A P B D	AGENCY BASE	DECISION ITEM #1	DECISION ITEM #2	DECISION ITEM #3	DECISION ITEM #4	DECISION ITEM #5	DECISION ITEM #6	DECISION ITEM #7	AGENCY REQUEST
18	HWOPRMNT	10009	SALARIES AND WAGES		\$1,590,100	\$38,700							\$1,628,800
18	HWOPRMNT	10027	OVERTIME		\$204,600								\$204,600
18	HWOPRMNT	10072	LIMITED TERM EMPLOYEES		\$28,100								\$28,100
18	HWOPRMNT	10250	SALARY SAVINGS		(\$155,300)								(\$155,300)
18	HWOPRMNT	12153	REALLOCATION-EMPLOYEE BENEFITS		\$1,320,600	\$6,000							\$1,326,600
18	HWOPRMNT	20832	DEICING MATERIALS		\$981,500								\$981,500
18	HWOPRMNT	20977	EQUIPMENT STORAGE		\$620,000								\$620,000
18	HWOPRMNT	20987	EQUIPMENT CHARGED OUT		\$1,574,100								\$1,574,100
18	HWOPRMNT	21510	MATERIAL-ASPHALT & OIL		\$359,000								\$359,000
18	HWOPRMNT	21511	MATERIAL-GRAVEL & STONE		\$108,000								\$108,000
18	HWOPRMNT	21512	MATERIAL-PAINT & BEADS		\$139,000								\$139,000
18	HWOPRMNT	21513	MATERIAL-SIGNS & POSTS		\$53,300								\$53,300
18	HWOPRMNT	21840	MATERIALS		\$135,500								\$135,500
18	HWOPRMNT	30685	CONTRACTUAL SERVICES		\$182,000								\$182,000
<b>TOTAL EXPENDITURES</b>					<b>\$7,140,500</b>	<b>\$44,700</b>	<b>\$0</b>	<b>\$0</b>	<b>\$0</b>	<b>\$0</b>	<b>\$0</b>	<b>\$0</b>	<b>\$7,185,200</b>

DEPARTMENT Public Works, Hwy & Transp.  
PROGRAM: CTH Maintenance

YR	ORG CODE	OBJECT	DESCRIPTION	ADOPTED BUDGET		2016 CARRYFORWARD	2017 COUNTY BOARD ACTIONS	CURRENT MODIFIED BUDGET	ACTUAL REVENUES YTD	ESTIMATED REVENUES TOTAL	TOTAL ESTIMATED CARRYFORWARD	AGENCY BASE
				2016 REVENUES	2017							
18	HWOPRMNT	80664	STATE REIMB-SALT STORAGE	\$71,663	\$40,000	\$0	\$0	\$40,000	\$28,920	\$72,380	\$0	\$40,000
18	HWOPRMNT	80668	DISASTER ASSISTANCE	\$0	\$100	\$0	\$0	\$100	\$0	\$100	\$0	\$100
18	HWOPRMNT	80685	STATE REIMB-EQUIPMENT STORAGE	\$302,229	\$300,000	\$0	\$0	\$300,000	\$0	\$300,000	\$0	\$300,000
18	HWOPRMNT	80690	COUNTY TRUNK HIGHWAY SYSTEM	\$4,200,315	\$4,354,504	\$0	\$0	\$4,354,504	\$1,074,446	\$4,297,783	\$0	\$4,354,504
18	HWOPRMNT	83235	AWARDS & DAMAGE REIMBURSEMENT	\$1,000	\$6,000	\$0	\$0	\$6,000	\$0	\$6,000	\$0	\$6,000
18	HWOPRMNT	83240	MISCELLANEOUS HWY REVENUE	\$14,335	\$17,000	\$0	\$0	\$17,000	\$4,759	\$13,914	\$0	\$17,000
<b>TOTAL REVENUES</b>				<b>\$4,589,543</b>	<b>\$4,717,604</b>	<b>\$0</b>	<b>\$0</b>	<b>\$4,717,604</b>	<b>\$1,108,125</b>	<b>\$4,690,177</b>	<b>\$0</b>	<b>\$4,717,604</b>

DEPARTMENT Public Works, Hwy & Transp.  
 PROGRAM: CTH Maintenance

YR	ORG CODE	OBJECT	DESCRIPTION	C A P B D	AGENCY BASE	DECISION ITEM #1	DECISION ITEM #2	DECISION ITEM #3	DECISION ITEM #4	DECISION ITEM #5	DECISION ITEM #6	DECISION ITEM #7	AGENCY REQUEST
18	HWOPRMNT	80664	STATE REIMB-SALT STORAGE		\$40,000								\$40,000
18	HWOPRMNT	80668	DISASTER ASSISTANCE		\$100								\$100
18	HWOPRMNT	80685	STATE REIMB.-EQUIPMENT STORAGE		\$300,000								\$300,000
18	HWOPRMNT	80690	COUNTY TRUNK HIGHWAY SYSTEM		\$4,354,504								\$4,354,504
18	HWOPRMNT	83235	AWARDS & DAMAGE REIMBURSEMENT		\$6,000								\$6,000
18	HWOPRMNT	83240	MISCELLANEOUS HWY REVENUE		\$17,000								\$17,000
<b>TOTAL REVENUES</b>					<b>\$4,717,604</b>	<b>\$0</b>	<b>\$0</b>	<b>\$0</b>	<b>\$0</b>	<b>\$0</b>	<b>\$0</b>	<b>\$0</b>	<b>\$4,717,604</b>

32



# DANE COUNTY BUDGET DECISION ITEM REQUEST

<b>1. DEPARTMENT</b> Public Works, Hwy & Transp.	<b>3. DEPT. NO.</b> 71	<b>5. FUND NAME</b> Highway Fund
<b>2. PROGRAM</b> CTH Maintenance	<b>4. PROGRAM NO.</b> 150/00	<b>6. FUND NO.</b> 4210
<b>7. DECISION ITEM TITLE</b> Maintenance Operation Expenses	<b>8. BUDGETED POSITION CHANGES</b>	
	POSITION#	TITLE
<b>9. DECISION ITEM NUMBER</b> PWHT-OPNS-1	# FTE	START DATE
<b>10. SHORT DESCRIPTION (for budget document--may not exceed 470 characters)</b> Increase personnel services for county road maintenance.		
	<b>TOTAL REQUESTED FTE CHANGE</b> 0.000	
<b>11. (a) EXPLANATION/JUSTIFICATION (please be specific)</b> Labor is allocated amongst the various Highway programs annually.	<b>12. OPERATING EXPENSES / REVENUE SUMMARY</b>	
	<b>REQUESTED EXPENDITURES</b>	
<b>(b) What are the consequences of not funding this request?</b>	PERSONNEL COSTS	\$44,700
	OPERATING EXPENSE	\$0
	CONTRACTUAL EXPENSE	\$0
	OPERATING OUTLAY	\$0
	TOTAL EXPENSE	\$44,700
	<b>RELATED REVENUES</b>	
	TAXES	\$0
	INTERGOVERNMENTAL REVENUE	\$0
	LICENSES & PERMITS	\$0
	FINES, FORFEITS & PENALTIES	\$0
PUBLIC CHARGES FOR SERVICES	\$0	
<b>(c) What savings/productivity improvements will result from approval of this request?</b>	INTERGOVERNMENTAL CHARGE FOR SERVICES	\$0
	MISCELLANEOUS	\$0
	OTHER FINANCING SOURCES	\$0
	TOTAL REVENUE	\$0
	<b>NET COST TO COUNTY</b>	<b>\$44,700</b>

33

**DANE COUNTY  
PROGRAM BUDGET  
NARRATIVE DATA FORM**

BLOCK 1 - Fund Name  
Highway Fund

BLOCK 2 - Fund Number  
4210

BLOCK 3 - Department Name  
Public Works, Hwy & Transp.

BLOCK 4 - Department Number  
71

BLOCK 5 - Program Name  
CTH Maintenance

BLOCK 6 - Division/Program Number  
150/00

BLOCK 7 - Mission  
To maintain the County Trunk Highway system in a safe and cost-effective manner, and to provide preventative maintenance in a timely manner in conformance with county and federal safety and maintenance standards.

BLOCK 8 - Description  
This program provides maintenance on 542 miles (1,130 lane miles or 8,247,000 square yards of pavement) of highway in conformance with county policy and federal safety and maintenance standards. Maintenance consists of, but is not limited to, pavement repairs, shoulder grading/repair, sweeping, mowing, culvert and bridge repair, center and edgeline painting, signal maintenance, signing placement and repair, ditch and drainage maintenance, litter control, brush and tree control, minor resurfacing, dead animal pick-up and disposal, snow plowing, salting, snow fence installation and removal, transporting accumulations of ice and snow, handling after-hour emergencies.

BLOCK 9 - Program Objectives

BLOCK 10 - Program Staff - Show Total FTE's

Actual 2016	Budget 2017	Revised 2017	Base 2018	Budget 2018
30.00	30.00	30.00	30.00	30.00

34



<b>Dept:</b> Public Works, Hwy & Transp.	71	<b>DANE COUNTY</b>	<b>Fund Name:</b> Highway Fund
<b>Prgm:</b> State Services	606/00		<b>Fund No:</b> 4210

**Mission:**

To provide yearly maintenance on 381 miles of state and federal highways by contract with the Wisconsin Department of Transportation.

**Description:**

The State Program provides maintenance of 381 miles (1,378 lane miles) of highway in conformance with state policy and federal safety and maintenance standards. Maintenance consists of, but is not limited to, pavement repairs, shoulder grading/repair, sweeping, mowing, culvert and bridge repair, signing placement and repair, ditch and drainage maintenance, litter control, brush and tree control, minor resurfacing, dead animal pick-up and disposal, monitoring utility construction and access permits, snow plowing, salting, snow fence installation and removal, transporting accumulations of ice and snow, and handling after-hours emergencies. The Program bills state governments for actual costs of providing the requested services.

	Actual 2016	Adopted 2017	2016 Carry Forward	Board Transfers	Budget As Modified	2017 YTD	Estimated 2017	Department Request
<b>PROGRAM EXPENDITURES</b>								
Personnel Costs	\$3,569,189	\$4,059,520	\$0	\$0	\$4,059,520	\$1,350,144	\$4,080,027	\$4,143,000
Operating Expenses	\$3,901,161	\$4,024,900	\$2,886	\$0	\$4,027,786	\$1,197,513	\$4,027,786	\$4,024,900
Contractual Services	\$0	\$0	\$0	\$0	\$0	\$0	\$0	\$0
Operating Capital	\$0	\$0	\$0	\$0	\$0	\$0	\$0	\$0
<b>TOTAL</b>	<b>\$7,470,350</b>	<b>\$8,084,420</b>	<b>\$2,886</b>	<b>\$0</b>	<b>\$8,087,306</b>	<b>\$2,547,657</b>	<b>\$8,107,813</b>	<b>\$8,167,900</b>
<b>PROGRAM REVENUE</b>								
Taxes	\$0	\$0	\$0	\$0	\$0	\$0	\$0	\$0
Intergovernmental Revenue	\$7,603,004	\$8,084,420	\$0	\$0	\$8,084,420	\$2,970,249	\$8,107,813	\$8,167,900
Licenses & Permits	\$0	\$0	\$0	\$0	\$0	\$0	\$0	\$0
Fines, Forfeits & Penalties	\$0	\$0	\$0	\$0	\$0	\$0	\$0	\$0
Public Charges for Services	\$0	\$0	\$0	\$0	\$0	\$0	\$0	\$0
Intergovernmental Charge for Services	\$0	\$0	\$0	\$0	\$0	\$0	\$0	\$0
Miscellaneous	\$0	\$0	\$0	\$0	\$0	\$0	\$0	\$0
Other Financing Sources	\$0	\$0	\$0	\$0	\$0	\$0	\$0	\$0
<b>TOTAL</b>	<b>\$7,603,004</b>	<b>\$8,084,420</b>	<b>\$0</b>	<b>\$0</b>	<b>\$8,084,420</b>	<b>\$2,970,249</b>	<b>\$8,107,813</b>	<b>\$8,167,900</b>
<b>GPR SUPPORT</b>	<b>(\$132,654)</b>	<b>\$0</b>			<b>\$2,886</b>			<b>\$0</b>
<b>F.T.E. STAFF</b>	<b>49.000</b>	<b>49.000</b>					<b>49.000</b>	<b>49.000</b>

Dept: Public Works, Hwy & Transp.		71		Fund Name: Highway Fund						
Prgm: State Services		606/00		Fund No.: 4210						
DI#	2018 Base	Net Decision Items							2018 Requested Budget	
		01	02	03	04	05	06	07		
<b>PROGRAM EXPENDITURES</b>										
Personnel Costs	\$4,093,000	\$50,000	\$0	\$0	\$0	\$0	\$0	\$0	\$0	\$4,143,000
Operating Expenses	\$4,024,900	\$0	\$0	\$0	\$0	\$0	\$0	\$0	\$0	\$4,024,900
Contractual Services	\$0	\$0	\$0	\$0	\$0	\$0	\$0	\$0	\$0	\$0
Operating Capital	\$0	\$0	\$0	\$0	\$0	\$0	\$0	\$0	\$0	\$0
<b>TOTAL</b>	<b>\$8,117,900</b>	<b>\$50,000</b>	<b>\$0</b>	<b>\$0</b>	<b>\$0</b>	<b>\$0</b>	<b>\$0</b>	<b>\$0</b>	<b>\$0</b>	<b>\$8,167,900</b>
<b>PROGRAM REVENUE</b>										
Taxes	\$0	\$0	\$0	\$0	\$0	\$0	\$0	\$0	\$0	\$0
Intergovernmental Revenue	\$8,117,900	\$50,000	\$0	\$0	\$0	\$0	\$0	\$0	\$0	\$8,167,900
Licenses & Permits	\$0	\$0	\$0	\$0	\$0	\$0	\$0	\$0	\$0	\$0
Fines, Forfeits & Penalties	\$0	\$0	\$0	\$0	\$0	\$0	\$0	\$0	\$0	\$0
Public Charges for Services	\$0	\$0	\$0	\$0	\$0	\$0	\$0	\$0	\$0	\$0
Intergovernmental Charge for Services	\$0	\$0	\$0	\$0	\$0	\$0	\$0	\$0	\$0	\$0
Miscellaneous	\$0	\$0	\$0	\$0	\$0	\$0	\$0	\$0	\$0	\$0
Other Financing Sources	\$0	\$0	\$0	\$0	\$0	\$0	\$0	\$0	\$0	\$0
<b>TOTAL</b>	<b>\$8,117,900</b>	<b>\$50,000</b>	<b>\$0</b>	<b>\$0</b>	<b>\$0</b>	<b>\$0</b>	<b>\$0</b>	<b>\$0</b>	<b>\$0</b>	<b>\$8,167,900</b>
GPR SUPPORT	\$0	\$0	\$0	\$0	\$0	\$0	\$0	\$0	\$0	\$0
F.T.E. STAFF	49.000	0.000	0.000	0.000	0.000	0.000	0.000	0.000	0.000	49.000

NARRATIVE INFORMATION ABOUT DECISION ITEMS SHOWN ABOVE		Expenditures	Revenue	GPR Support
<b>2018 BUDGET BASE</b>		\$8,117,900	\$8,117,900	\$0
DI #	PWHT-STAT-1 State Operation Revenue and Expenses			
DEPT	Increase in personnel services for state road maintenance. WisDOT reimburses all state program expenses.	\$50,000	\$50,000	\$0
EXEC				\$0
ADOPTED				\$0
NET DI # PWHT-STAT-1		\$50,000	\$50,000	\$0
<b>2018 REQUESTED BUDGET</b>		<b>\$8,167,900</b>	<b>\$8,167,900</b>	<b>\$0</b>

OPERATING BUDGET SUMMARY

PROGRAM SUMMARY	2016 ACTUAL	ADOPTED BUDGET 2017	2016 CARRYFORWRD	2017 COUNTY BOARD ACTIONS	CURRENT MODIFIED BUDGET	ACTUAL YTD	ESTIMATED TOTAL	TOTAL ESTIMATED CARRYFORWRD	AGENCY BASE
PERSONNEL COSTS	\$3,569,189	\$4,059,520	\$0	\$0	\$4,059,520	\$1,350,144	\$4,080,027	\$0	\$4,093,000
OPERATING EXPENSE	\$3,901,161	\$4,024,900	\$2,886	\$0	\$4,027,786	\$1,197,513	\$4,027,786	\$0	\$4,024,900
CONTRACTUAL SERVICES	\$0	\$0	\$0	\$0	\$0	\$0	\$0	\$0	\$0
OPERATING CAPITAL	\$0	\$0	\$0	\$0	\$0	\$0	\$0	\$0	\$0
<b>TOTAL PROGRAM EXPENDITURES</b>	<b>\$7,470,350</b>	<b>\$8,084,420</b>	<b>\$2,886</b>	<b>\$0</b>	<b>\$8,087,306</b>	<b>\$2,547,657</b>	<b>\$8,107,813</b>	<b>\$0</b>	<b>\$8,117,900</b>
LESS REVENUES									
TAXES	\$0	\$0	\$0	\$0	\$0	\$0	\$0	\$0	\$0
INTERGOVERNMENTAL REVENUE	\$7,603,004	\$8,084,420	\$0	\$0	\$8,084,420	\$2,970,249	\$8,107,813	\$0	\$8,117,900
LICENSES & PERMITS	\$0	\$0	\$0	\$0	\$0	\$0	\$0	\$0	\$0
FINES, FORFEITS & PENALTIES	\$0	\$0	\$0	\$0	\$0	\$0	\$0	\$0	\$0
PUBLIC CHARGE FOR SERVICE	\$0	\$0	\$0	\$0	\$0	\$0	\$0	\$0	\$0
INTERGOV'L CHARGES FOR SERVICE	\$0	\$0	\$0	\$0	\$0	\$0	\$0	\$0	\$0
MISCELLANEOUS	\$0	\$0	\$0	\$0	\$0	\$0	\$0	\$0	\$0
OTHER FINANCING SOURCES	\$0	\$0	\$0	\$0	\$0	\$0	\$0	\$0	\$0
<b>TOTAL PROGRAM REVENUES</b>	<b>\$7,603,004</b>	<b>\$8,084,420</b>	<b>\$0</b>	<b>\$0</b>	<b>\$8,084,420</b>	<b>\$2,970,249</b>	<b>\$8,107,813</b>	<b>\$0</b>	<b>\$8,117,900</b>
<b>NET COST:</b>	<b>(\$132,654)</b>	<b>\$0</b>	<b>\$2,886</b>	<b>\$0</b>	<b>\$2,886</b>	<b>(\$422,592)</b>	<b>\$0</b>	<b>\$0</b>	<b>\$0</b>

PROGRAM SUMMARY	AGENCY BASE	DECISION ITEM #1	DECISION ITEM #2	DECISION ITEM #3	DECISION ITEM #4	DECISION ITEM #5	DECISION ITEM #6	DECISION ITEM #7	AGENCY REQUEST
PERSONNEL COSTS	\$4,093,000	\$50,000	\$0	\$0	\$0	\$0	\$0	\$0	\$4,143,000
OPERATING EXPENSE	\$4,024,900	\$0	\$0	\$0	\$0	\$0	\$0	\$0	\$4,024,900
CONTRACTUAL SERVICES	\$0	\$0	\$0	\$0	\$0	\$0	\$0	\$0	\$0
OPERATING CAPITAL	\$0	\$0	\$0	\$0	\$0	\$0	\$0	\$0	\$0
<b>TOTAL PROGRAM EXPENDITURES</b>	<b>\$8,117,900</b>	<b>\$50,000</b>	<b>\$0</b>	<b>\$0</b>	<b>\$0</b>	<b>\$0</b>	<b>\$0</b>	<b>\$0</b>	<b>\$8,167,900</b>
LESS REVENUES									
TAXES	\$0	\$0	\$0	\$0	\$0	\$0	\$0	\$0	\$0
INTERGOVERNMENTAL REVENUE	\$8,117,900	\$50,000	\$0	\$0	\$0	\$0	\$0	\$0	\$8,167,900
LICENSES & PERMITS	\$0	\$0	\$0	\$0	\$0	\$0	\$0	\$0	\$0
FINES, FORFEITS & PENALTIES	\$0	\$0	\$0	\$0	\$0	\$0	\$0	\$0	\$0
PUBLIC CHARGE FOR SERVICE	\$0	\$0	\$0	\$0	\$0	\$0	\$0	\$0	\$0
INTERGOV'L CHARGES FOR SERVICE	\$0	\$0	\$0	\$0	\$0	\$0	\$0	\$0	\$0
MISCELLANEOUS	\$0	\$0	\$0	\$0	\$0	\$0	\$0	\$0	\$0
OTHER FINANCING SOURCES	\$0	\$0	\$0	\$0	\$0	\$0	\$0	\$0	\$0
<b>TOTAL PROGRAM REVENUES</b>	<b>\$8,117,900</b>	<b>\$50,000</b>	<b>\$0</b>	<b>\$0</b>	<b>\$0</b>	<b>\$0</b>	<b>\$0</b>	<b>\$0</b>	<b>\$8,167,900</b>
<b>NET COST:</b>	<b>\$0</b>	<b>\$0</b>	<b>\$0</b>	<b>\$0</b>	<b>\$0</b>	<b>\$0</b>	<b>\$0</b>	<b>\$0</b>	<b>\$0</b>

DEPARTMENT Public Works, Hwy & Transp.  
PROGRAM: State Services

YR	ORG CODE	OBJECT	DESCRIPTION	C A P B D	2016	ADOPTED	2016	2017	CURRENT	ACTUAL	ESTIMATED	TOTAL	AGENCY
					EXPENDITURES	BUDGET	CARRYFORWARD	COUNTY BOARD	MODIFIED	EXPENDITURES	EXPENDITURES	ESTIMATED	CARRYFORWARD
						2017		ACTIONS	BUDGET	YTD	TOTAL		
18	HWSTATE	10009	SALARIES AND WAGES		\$1,413,544	\$1,731,700	\$0	\$0	\$1,731,700	\$430,823	\$1,751,494	\$0	\$1,735,400
18	HWSTATE	10027	OVERTIME		\$557,183	\$548,600	\$0	\$0	\$548,600	\$303,335	\$568,559	\$0	\$548,600
18	HWSTATE	10072	LIMITED TERM EMPLOYEES		\$0	\$100	\$0	\$0	\$100	\$0	\$100	\$0	\$100
18	HWSTATE	12153	REALLOCATION-EMPLOYEE BENEFITS		\$1,598,462	\$1,779,120	\$0	\$0	\$1,779,120	\$615,986	\$1,759,874	\$0	\$1,808,900
18	HWSTATE	20363	ASPHAL/CEMENT		\$340,901	\$238,900	\$0	\$0	\$238,900	\$40,863	\$238,900	\$0	\$238,900
18	HWSTATE	20977	EQUIPMENT STORAGE		\$302,229	\$280,000	\$0	\$0	\$280,000	\$0	\$280,000	\$0	\$280,000
18	HWSTATE	20987	EQUIPMENT CHARGED OUT		\$2,191,407	\$2,318,900	\$0	\$0	\$2,318,900	\$985,576	\$2,318,900	\$0	\$2,318,900
18	HWSTATE	21011	GUARD RAIL		\$108,802	\$144,700	\$0	\$0	\$144,700	\$75,042	\$144,700	\$0	\$144,700
18	HWSTATE	21833	OUTSIDE SERVICES		\$353,893	\$75,000	\$1,386	\$0	\$76,386	\$8,902	\$76,386	\$0	\$75,000
18	HWSTATE	21840	OVERHEAD- EQUIPMENT & MATERIAL		\$330,554	\$764,900	\$1,500	\$0	\$766,400	\$83,270	\$766,400	\$0	\$764,900
18	HWSTATE	21844	PAINT		\$273,374	\$202,500	\$0	\$0	\$202,500	\$3,860	\$202,500	\$0	\$202,500
<b>TOTAL EXPENDITURES</b>					<b>\$7,470,350</b>	<b>\$8,084,420</b>	<b>\$2,886</b>	<b>\$0</b>	<b>\$8,087,306</b>	<b>\$2,547,657</b>	<b>\$8,107,813</b>	<b>\$0</b>	<b>\$8,117,900</b>

DEPARTMENT Public Works, Hwy & Transp.  
 PROGRAM: State Services

YR	ORG CODE	OBJECT	DESCRIPTION	C A P B D	AGENCY BASE	DECISION	DECISION	DECISION	DECISION	DECISION	DECISION	AGENCY REQUEST	
						ITEM #1	ITEM #2	ITEM #3	ITEM #4	ITEM #5	ITEM #6		ITEM #7
18	HWSTATE	10009	SALARIES AND WAGES		\$1,735,400	\$43,600						\$1,779,000	
18	HWSTATE	10027	OVERTIME		\$548,600							\$548,600	
18	HWSTATE	10072	LIMITED TERM EMPLOYEES		\$100							\$100	
18	HWSTATE	12153	REALLOCATION-EMPLOYEE BENEFITS		\$1,808,900	\$6,400						\$1,815,300	
18	HWSTATE	20363	ASPHAL/CEMENT		\$238,900							\$238,900	
18	HWSTATE	20977	EQUIPMENT STORAGE		\$280,000							\$280,000	
18	HWSTATE	20987	EQUIPMENT CHARGED OUT		\$2,318,900							\$2,318,900	
18	HWSTATE	21011	GUARD RAIL		\$144,700							\$144,700	
18	HWSTATE	21833	OUTSIDE SERVICES		\$75,000							\$75,000	
18	HWSTATE	21840	OVERHEAD- EQUIPMENT & MATERIAL		\$764,900							\$764,900	
18	HWSTATE	21844	PAINT		\$202,500							\$202,500	
<b>TOTAL EXPENDITURES</b>					<b>\$8,117,900</b>	<b>\$50,000</b>	<b>\$0</b>	<b>\$0</b>	<b>\$0</b>	<b>\$0</b>	<b>\$0</b>	<b>\$0</b>	<b>\$8,167,900</b>

40



DEPARTMENT Public Works, Hwy & Transp.  
 PROGRAM: State Services

YR	ORG CODE	OBJECT	DESCRIPTION	C A P B D	2016	ADOPTED	2016	2017	CURRENT	ACTUAL	ESTIMATED	TOTAL	AGENCY
					REVENUES	BUDGET	CARRYFORWARD	COUNTY BOARD	MODIFIED	REVENUES	REVENUES	ESTIMATED	CARRYFORWARD
						2017		ACTIONS	BUDGET	YTD	TOTAL		
18	HWSTATE	80750	MAINTENANCE & CONSTRUCTION-STH		\$7,603,004	\$8,084,420	\$0	\$0	\$8,084,420	\$2,970,249	\$8,107,813	\$0	\$8,117,900
<b>TOTAL REVENUES</b>					<b>\$7,603,004</b>	<b>\$8,084,420</b>	<b>\$0</b>	<b>\$0</b>	<b>\$8,084,420</b>	<b>\$2,970,249</b>	<b>\$8,107,813</b>	<b>\$0</b>	<b>\$8,117,900</b>

41

DEPARTMENT Public Works, Hwy & Transp.  
 PROGRAM: State Services

YR	ORG CODE	OBJECT	DESCRIPTION	C A P B D	AGENCY BASE	DECISION ITEM #1	DECISION ITEM #2	DECISION ITEM #3	DECISION ITEM #4	DECISION ITEM #5	DECISION ITEM #6	DECISION ITEM #7	AGENCY REQUEST
18	HWSTATE	80750	MAINTENANCE & CONSTRUCTION-STH		\$8,117,900	\$50,000							\$8,167,900
			TOTAL REVENUES		\$8,117,900	\$50,000	\$0	\$0	\$0	\$0	\$0	\$0	\$8,167,900

42

# DANE COUNTY BUDGET DECISION ITEM REQUEST

<b>1. DEPARTMENT</b> Public Works, Hwy & Transp.	<b>3. DEPT. NO.</b> 71	<b>5. FUND NAME</b> Highway Fund	<b>6. FUND NO.</b> 4210
<b>2. PROGRAM</b> State Services	<b>4. PROGRAM NO.</b> 606/00		
<b>7. DECISION ITEM TITLE</b> State Operation Revenue and Expenses		<b>8. BUDGETED POSITION CHANGES</b>	
<b>9. DECISION ITEM NUMBER</b> PWHT-STAT-1		<b>POSITION#</b>	<b>TITLE</b>
		<b># FTE</b>	<b>START DATE</b>
<b>10. SHORT DESCRIPTION (for budget document--may not exceed 470 characters)</b> Increase in personnel services for state road maintenance. WisDOT reimburses all state program expenses.			
		<b>TOTAL REQUESTED FTE CHANGE</b>	
<b>11. (a) EXPLANATION/JUSTIFICATION (please be specific)</b> Labor is allocated amongst the various Highway programs annually.		<b>12. OPERATING EXPENSES / REVENUE SUMMARY</b>	
		<b>REQUESTED EXPENDITURES</b>	
		PERSONNEL COSTS	\$50,000
		OPERATING EXPENSE	\$0
		CONTRACTUAL EXPENSE	\$0
		OPERATING OUTLAY	\$0
		TOTAL EXPENSE	\$50,000
		<b>RELATED REVENUES</b>	
		TAXES	\$0
		INTERGOVERNMENTAL REVENUE	\$50,000
LICENSES & PERMITS	\$0		
FINES, FORFEITS & PENALTIES	\$0		
PUBLIC CHARGES FOR SERVICES	\$0		
INTERGOVERNMENTAL CHARGE FOR SERVICES	\$0		
MISCELLANEOUS	\$0		
OTHER FINANCING SOURCES	\$0		
TOTAL REVENUE	\$50,000		
NET COST TO COUNTY	\$0		
<b>(b) What are the consequences of not funding this request?</b>			
<b>(c) What savings/productivity improvements will result from approval of this request?</b>			

**DANE COUNTY  
PROGRAM BUDGET  
NARRATIVE DATA FORM**

BLOCK 1 - Fund Name

Highway Fund

BLOCK 2 - Fund Number

4210

BLOCK 3 - Department Name

Public Works, Hwy & Transp.

BLOCK 4 - Department Number

71

BLOCK 5 - Program Name

State Services

BLOCK 6 - Division/Program Number

606/00

BLOCK 7 - Mission

To provide yearly maintenance on 381 miles of state and federal highways by contract with the Wisconsin Department of Transportation.

BLOCK 8 - Description

The State Program provides maintenance of 381 miles (1,378 lane miles) of highway in conformance with state policy and federal safety and maintenance standards. Maintenance consists of, but is not limited to, pavement repairs, shoulder grading/repair, sweeping, mowing, culvert and bridge repair, signing placement and repair, ditch and drainage maintenance, litter control, brush and tree control, minor resurfacing, dead animal pick-up and disposal, monitoring utility construction and access permits, snow plowing, salting, snow fence installation and removal, transporting accumulations of ice and snow, and handling after-hours emergencies.<sup>d</sup>  
The Program bills state governments for actual costs of providing the requested services.

BLOCK 9 - Program Objectives

BLOCK 10 - Program Staff - Show Total FTE's

Actual 2016	Budget 2017	Revised 2017	Base 2018	Budget 2018
49.00	49.00	49.00	49.00	49.00

44



<b>Dept:</b> Public Works, Hwy & Transp.	71	<b>DANE COUNTY</b>	<b>Fund Name:</b> Highway Fund
<b>Prgm:</b> Local Services	607/00		<b>Fund No:</b> 4210

Mission:  
To provide maintenance and construction services to local units of government as requested.

Description:  
The Local Program provides maintenance and construction services to local units of government on various highway and public works projects, upon request and through contracts.  
  
The Program bills local governments for actual costs of providing the requested services.

	Actual 2016	Adopted 2017	2016 Carry Forward	Board Transfers	Budget As Modified	2017 YTD	Estimated 2017	Department Request
<b>PROGRAM EXPENDITURES</b>								
Personnel Costs	\$273,467	\$227,200	\$0	\$0	\$227,200	\$23,796	\$228,090	\$229,200
Operating Expenses	\$893,853	\$1,681,200	\$0	\$0	\$1,681,200	\$262,964	\$1,210,127	\$1,681,200
Contractual Services	\$0	\$0	\$0	\$0	\$0	\$0	\$0	\$0
Operating Capital	\$0	\$0	\$0	\$0	\$0	\$0	\$0	\$0
<b>TOTAL</b>	<b>\$1,167,320</b>	<b>\$1,908,400</b>	<b>\$0</b>	<b>\$0</b>	<b>\$1,908,400</b>	<b>\$286,760</b>	<b>\$1,438,217</b>	<b>\$1,910,400</b>
<b>PROGRAM REVENUE</b>								
Taxes	\$0	\$0	\$0	\$0	\$0	\$0	\$0	\$0
Intergovernmental Revenue	\$1,188,584	\$1,908,400	\$0	\$0	\$1,908,400	\$294,906	\$1,438,218	\$1,910,400
Licenses & Permits	\$0	\$0	\$0	\$0	\$0	\$0	\$0	\$0
Fines, Forfeits & Penalties	\$0	\$0	\$0	\$0	\$0	\$0	\$0	\$0
Public Charges for Services	\$0	\$0	\$0	\$0	\$0	\$0	\$0	\$0
Intergovernmental Charge for Services	\$0	\$0	\$0	\$0	\$0	\$0	\$0	\$0
Miscellaneous	\$0	\$0	\$0	\$0	\$0	\$0	\$0	\$0
Other Financing Sources	\$0	\$0	\$0	\$0	\$0	\$0	\$0	\$0
<b>TOTAL</b>	<b>\$1,188,584</b>	<b>\$1,908,400</b>	<b>\$0</b>	<b>\$0</b>	<b>\$1,908,400</b>	<b>\$294,906</b>	<b>\$1,438,218</b>	<b>\$1,910,400</b>
<b>GPR SUPPORT</b>	<b>(\$21,264)</b>	<b>\$0</b>			<b>\$0</b>			<b>\$0</b>
<b>F.T.E. STAFF</b>	<b>3.000</b>	<b>3.000</b>					<b>3.000</b>	<b>3.000</b>

Dept: Public Works, Hwy & Transp.		71		Fund Name: Highway Fund						
Prgm: Local Services		607/00		Fund No.: 4210						
DI#	NONE	2018 Base	Net Decision Items						2018 Requested Budget	
			01	02	03	04	05	06		07
<b>PROGRAM EXPENDITURES</b>										
	Personnel Costs	\$229,200	\$0	\$0	\$0	\$0	\$0	\$0	\$0	\$229,200
	Operating Expenses	\$1,681,200	\$0	\$0	\$0	\$0	\$0	\$0	\$0	\$1,681,200
	Contractual Services	\$0	\$0	\$0	\$0	\$0	\$0	\$0	\$0	\$0
	Operating Capital	\$0	\$0	\$0	\$0	\$0	\$0	\$0	\$0	\$0
	<b>TOTAL</b>	<b>\$1,910,400</b>	<b>\$0</b>	<b>\$0</b>	<b>\$0</b>	<b>\$0</b>	<b>\$0</b>	<b>\$0</b>	<b>\$0</b>	<b>\$1,910,400</b>
<b>PROGRAM REVENUE</b>										
	Taxes	\$0	\$0	\$0	\$0	\$0	\$0	\$0	\$0	\$0
	Intergovernmental Revenue	\$1,910,400	\$0	\$0	\$0	\$0	\$0	\$0	\$0	\$1,910,400
	Licenses & Permits	\$0	\$0	\$0	\$0	\$0	\$0	\$0	\$0	\$0
	Fines, Forfeits & Penalties	\$0	\$0	\$0	\$0	\$0	\$0	\$0	\$0	\$0
	Public Charges for Services	\$0	\$0	\$0	\$0	\$0	\$0	\$0	\$0	\$0
	Intergovernmental Charge for Services	\$0	\$0	\$0	\$0	\$0	\$0	\$0	\$0	\$0
	Miscellaneous	\$0	\$0	\$0	\$0	\$0	\$0	\$0	\$0	\$0
	Other Financing Sources	\$0	\$0	\$0	\$0	\$0	\$0	\$0	\$0	\$0
	<b>TOTAL</b>	<b>\$1,910,400</b>	<b>\$0</b>	<b>\$0</b>	<b>\$0</b>	<b>\$0</b>	<b>\$0</b>	<b>\$0</b>	<b>\$0</b>	<b>\$1,910,400</b>
	GPR SUPPORT	\$0	\$0	\$0	\$0	\$0	\$0	\$0	\$0	\$0
	F.T.E. STAFF	3.000	0.000	0.000	0.000	0.000	0.000	0.000	0.000	3.000

NARRATIVE INFORMATION ABOUT DECISION ITEMS SHOWN ABOVE			Expenditures	Revenue	GPR Support
<b>2018 BUDGET BASE</b>			\$1,910,400	\$1,910,400	\$0
<b>2018 REQUESTED BUDGET</b>			\$1,910,400	\$1,910,400	\$0

DEPARTMENT Public Works, Hwy & Transp.  
PROGRAM Local Services

OPERATING BUDGET SUMMARY

PROGRAM SUMMARY	2016 ACTUAL	ADOPTED BUDGET 2017	2016 CARRYFORWRD	2017 COUNTY BOARD ACTIONS	CURRENT MODIFIED BUDGET	ACTUAL YTD	ESTIMATED TOTAL	TOTAL ESTIMATED CARRYFORWD	AGENCY BASE
PERSONNEL COSTS	\$273,467	\$227,200	\$0	\$0	\$227,200	\$23,796	\$228,090	\$0	\$229,200
OPERATING EXPENSE	\$893,853	\$1,681,200	\$0	\$0	\$1,681,200	\$262,964	\$1,210,127	\$0	\$1,681,200
CONTRACTUAL SERVICES	\$0	\$0	\$0	\$0	\$0	\$0	\$0	\$0	\$0
OPERATING CAPITAL	\$0	\$0	\$0	\$0	\$0	\$0	\$0	\$0	\$0
<b>TOTAL PROGRAM EXPENDITURES</b>	<b>\$1,167,320</b>	<b>\$1,908,400</b>	<b>\$0</b>	<b>\$0</b>	<b>\$1,908,400</b>	<b>\$286,760</b>	<b>\$1,438,217</b>	<b>\$0</b>	<b>\$1,910,400</b>
<b>LESS REVENUES</b>									
TAXES	\$0	\$0	\$0	\$0	\$0	\$0	\$0	\$0	\$0
INTERGOVERNMENTAL REVENUE	\$1,188,584	\$1,908,400	\$0	\$0	\$1,908,400	\$294,906	\$1,438,218	\$0	\$1,910,400
LICENSES & PERMITS	\$0	\$0	\$0	\$0	\$0	\$0	\$0	\$0	\$0
FINES, FORFEITS & PENALTIES	\$0	\$0	\$0	\$0	\$0	\$0	\$0	\$0	\$0
PUBLIC CHARGE FOR SERVICE	\$0	\$0	\$0	\$0	\$0	\$0	\$0	\$0	\$0
INTERGOV'L CHARGES FOR SERVICE	\$0	\$0	\$0	\$0	\$0	\$0	\$0	\$0	\$0
MISCELLANEOUS	\$0	\$0	\$0	\$0	\$0	\$0	\$0	\$0	\$0
OTHER FINANCING SOURCES	\$0	\$0	\$0	\$0	\$0	\$0	\$0	\$0	\$0
<b>TOTAL PROGRAM REVENUES</b>	<b>\$1,188,584</b>	<b>\$1,908,400</b>	<b>\$0</b>	<b>\$0</b>	<b>\$1,908,400</b>	<b>\$294,906</b>	<b>\$1,438,218</b>	<b>\$0</b>	<b>\$1,910,400</b>
<b>NET COST:</b>	<b>(\$21,264)</b>	<b>\$0</b>	<b>\$0</b>	<b>\$0</b>	<b>\$0</b>	<b>(\$8,146)</b>	<b>(\$1)</b>	<b>\$0</b>	<b>\$0</b>

PROGRAM SUMMARY	AGENCY BASE	DECISION ITEM #1	DECISION ITEM #2	DECISION ITEM #3	DECISION ITEM #4	DECISION ITEM #5	DECISION ITEM #6	DECISION ITEM #7	AGENCY REQUEST
PERSONNEL COSTS	\$229,200	\$0	\$0	\$0	\$0	\$0	\$0	\$0	\$229,200
OPERATING EXPENSE	\$1,681,200	\$0	\$0	\$0	\$0	\$0	\$0	\$0	\$1,681,200
CONTRACTUAL SERVICES	\$0	\$0	\$0	\$0	\$0	\$0	\$0	\$0	\$0
OPERATING CAPITAL	\$0	\$0	\$0	\$0	\$0	\$0	\$0	\$0	\$0
<b>TOTAL PROGRAM EXPENDITURES</b>	<b>\$1,910,400</b>	<b>\$0</b>	<b>\$0</b>	<b>\$0</b>	<b>\$0</b>	<b>\$0</b>	<b>\$0</b>	<b>\$0</b>	<b>\$1,910,400</b>
<b>LESS REVENUES</b>									
TAXES	\$0	\$0	\$0	\$0	\$0	\$0	\$0	\$0	\$0
INTERGOVERNMENTAL REVENUE	\$1,910,400	\$0	\$0	\$0	\$0	\$0	\$0	\$0	\$1,910,400
LICENSES & PERMITS	\$0	\$0	\$0	\$0	\$0	\$0	\$0	\$0	\$0
FINES, FORFEITS & PENALTIES	\$0	\$0	\$0	\$0	\$0	\$0	\$0	\$0	\$0
PUBLIC CHARGE FOR SERVICE	\$0	\$0	\$0	\$0	\$0	\$0	\$0	\$0	\$0
INTERGOV'L CHARGES FOR SERVICE	\$0	\$0	\$0	\$0	\$0	\$0	\$0	\$0	\$0
MISCELLANEOUS	\$0	\$0	\$0	\$0	\$0	\$0	\$0	\$0	\$0
OTHER FINANCING SOURCES	\$0	\$0	\$0	\$0	\$0	\$0	\$0	\$0	\$0
<b>TOTAL PROGRAM REVENUES</b>	<b>\$1,910,400</b>	<b>\$0</b>	<b>\$0</b>	<b>\$0</b>	<b>\$0</b>	<b>\$0</b>	<b>\$0</b>	<b>\$0</b>	<b>\$1,910,400</b>
<b>NET COST:</b>	<b>\$0</b>	<b>\$0</b>	<b>\$0</b>	<b>\$0</b>	<b>\$0</b>	<b>\$0</b>	<b>\$0</b>	<b>\$0</b>	<b>\$0</b>

48



DEPARTMENT Public Works, Hwy & Transp.  
 PROGRAM: Local Services

YR	ORG CODE	OBJECT	DESCRIPTION	C A P B D	2016	ADOPTED	2016	2017	CURRENT	ACTUAL	ESTIMATED	TOTAL	AGENCY
					EXPENDITURES	BUDGET	CARRYFORWARD	COUNTY BOARD	MODIFIED	EXPENDITURES	EXPENDITURES	ESTIMATED	AGENCY
						2017		ACTIONS	BUDGET	YTD	TOTAL	CARRYFORWARD	BASE
18	HWLOCAL	10009	SALARIES AND WAGES		\$149,397	\$105,900	\$0	\$0	\$105,900	\$12,891	\$107,113	\$0	\$106,100
18	HWLOCAL	10027	OVERTIME		\$1,619	\$21,800	\$0	\$0	\$21,800	\$0	\$22,593	\$0	\$21,800
18	HWLOCAL	12153	REALLOCATION-EMPLOYEE BENEFITS		\$122,450	\$99,500	\$0	\$0	\$99,500	\$10,906	\$98,384	\$0	\$101,300
18	HWLOCAL	20363	ASPHAL/CEMENT		\$14,448	\$110,000	\$0	\$0	\$110,000	\$0	\$110,000	\$0	\$110,000
18	HWLOCAL	20987	EQUIPMENT CHARGED OUT		\$80,434	\$136,000	\$0	\$0	\$136,000	\$9,015	\$113,486	\$0	\$136,000
18	HWLOCAL	21840	OVERHEAD- EQUIPMENT & MATERIAL		\$64,408	\$130,000	\$0	\$0	\$130,000	(\$262)	\$130,000	\$0	\$130,000
18	HWLOCAL	21844	PAINT		\$83,571	\$120,000	\$0	\$0	\$120,000	\$0	\$120,000	\$0	\$120,000
18	HWLOCAL	22294	SALT		\$135,539	\$465,200	\$0	\$0	\$465,200	\$88,470	\$139,169	\$0	\$465,200
18	HWLOCAL	22709	FUEL		\$515,452	\$720,000	\$0	\$0	\$720,000	\$165,741	\$597,472	\$0	\$720,000
<b>TOTAL EXPENDITURES</b>					<b>\$1,167,320</b>	<b>\$1,908,400</b>	<b>\$0</b>	<b>\$0</b>	<b>\$1,908,400</b>	<b>\$286,760</b>	<b>\$1,438,217</b>	<b>\$0</b>	<b>\$1,910,400</b>

49

DEPARTMENT Public Works, Hwy & Transp.  
 PROGRAM: Local Services

YR	ORG CODE	OBJECT	DESCRIPTION	C A P B D	AGENCY BASE	DECISION	DECISION	DECISION	DECISION	DECISION	DECISION	DECISION	AGENCY REQUEST
						ITEM #1	ITEM #2	ITEM #3	ITEM #4	ITEM #5	ITEM #6	ITEM #7	
18	HWLOCAL	10009	SALARIES AND WAGES		\$106,100								\$106,100
18	HWLOCAL	10027	OVERTIME		\$21,800								\$21,800
18	HWLOCAL	12153	REALLOCATION-EMPLOYEE BENEFITS		\$101,300								\$101,300
18	HWLOCAL	20363	ASPHAL/CEMENT		\$110,000								\$110,000
18	HWLOCAL	20987	EQUIPMENT CHARGED OUT		\$136,000								\$136,000
18	HWLOCAL	21840	OVERHEAD- EQUIPMENT & MATERIAL		\$130,000								\$130,000
18	HWLOCAL	21844	PAINT		\$120,000								\$120,000
18	HWLOCAL	22294	SALT		\$465,200								\$465,200
18	HWLOCAL	22709	FUEL		\$720,000								\$720,000
<b>TOTAL EXPENDITURES</b>					<b>\$1,910,400</b>	<b>\$0</b>	<b>\$0</b>	<b>\$0</b>	<b>\$0</b>	<b>\$0</b>	<b>\$0</b>	<b>\$0</b>	<b>\$1,910,400</b>

50

DEPARTMENT Public Works, Hwy & Transp.  
 PROGRAM: Local Services

YR	ORG CODE	OBJECT	DESCRIPTION	C A P B D	2016	ADOPTED	2016	2017	CURRENT	ACTUAL	ESTIMATED	TOTAL	AGENCY
					REVENUES	BUDGET	CARRYFORWARD	COUNTY BOARD	MODIFIED	REVENUES	REVENUES	ESTIMATED	AGENCY
						2017		ACTIONS	BUDGET	YTD	TOTAL	CARRYFORWARD	BASE
18	HWLOCAL	80735	COUNTY AGENCY-OPEN ACCOUNTS		\$581,242	\$1,284,800	\$0	\$0	\$1,284,800	\$176,048	\$855,457	\$0	\$1,286,000
18	HWLOCAL	80740	FEDERAL AGENCY-OPEN ACCOUNTS		\$0	\$3,000	\$0	\$0	\$3,000	\$0	\$3,000	\$0	\$3,000
18	HWLOCAL	80745	LOCAL GOVERNMENT-OPEN ACCOUNTS		\$602,658	\$539,900	\$0	\$0	\$539,900	\$117,278	\$495,794	\$0	\$540,700
18	HWLOCAL	80758	OTHER GOVERNMENT - SPECIAL		\$165	\$29,900	\$0	\$0	\$29,900	\$0	\$29,900	\$0	\$29,900
18	HWLOCAL	80760	NON-HIGHWAY STATE-OPEN ACCOUNT		\$0	\$44,800	\$0	\$0	\$44,800	\$0	\$44,800	\$0	\$44,800
18	HWLOCAL	83245	NON-GOVERNMENTAL OPEN ACCOUNTS		\$4,519	\$6,000	\$0	\$0	\$6,000	\$1,580	\$9,267	\$0	\$6,000
<b>TOTAL REVENUES</b>					<b>\$1,188,584</b>	<b>\$1,908,400</b>	<b>\$0</b>	<b>\$0</b>	<b>\$1,908,400</b>	<b>\$294,906</b>	<b>\$1,438,218</b>	<b>\$0</b>	<b>\$1,910,400</b>

51

DEPARTMENT Public Works, Hwy & Transp.  
 PROGRAM: Local Services

YR	ORG CODE	OBJECT	DESCRIPTION	C A P B D	AGENCY BASE	DECISION ITEM #1	DECISION ITEM #2	DECISION ITEM #3	DECISION ITEM #4	DECISION ITEM #5	DECISION ITEM #6	DECISION ITEM #7	AGENCY REQUEST
18	HWLOCAL	80735	COUNTY AGENCY-OPEN ACCOUNTS		\$1,286,000								\$1,286,000
18	HWLOCAL	80740	FEDERAL AGENCY-OPEN ACCOUNTS		\$3,000								\$3,000
18	HWLOCAL	80745	LOCAL GOVERNMENT-OPEN ACCOUNTS		\$540,700								\$540,700
18	HWLOCAL	80758	OTHER GOVERNMENT - SPECIAL		\$29,900								\$29,900
18	HWLOCAL	80760	NON-HIGHWAY STATE-OPEN ACCOUNT		\$44,800								\$44,800
18	HWLOCAL	83245	NON-GOVERNMENTAL OPEN ACCOUNTS		\$6,000								\$6,000
<b>TOTAL REVENUES</b>					<b>\$1,910,400</b>	<b>\$0</b>	<b>\$0</b>	<b>\$0</b>	<b>\$0</b>	<b>\$0</b>	<b>\$0</b>	<b>\$0</b>	<b>\$1,910,400</b>

52

**DANE COUNTY  
PROGRAM BUDGET  
NARRATIVE DATA FORM**

BLOCK 1 - Fund Name

Highway Fund

BLOCK 2 - Fund Number

4210

BLOCK 3 - Department Name

Public Works, Hwy & Transp.

BLOCK 4 - Department Number

71

BLOCK 5 - Program Name

Local Services

BLOCK 6 - Division/Program Number

607/00

BLOCK 7 - Mission

To provide maintenance and construction services to local units of government as requested.

BLOCK 8 - Description

The Local Program provides maintenance and construction services to local units of government on various highway and public works projects, upon request and through contracts.

The Program bills local governments for actual costs of providing the requested services.

BLOCK 9 - Program Objectives

BLOCK 10 - Program Staff - Show Total FTE's

Actual 2016	Budget 2017	Revised 2017	Base 2018	Budget 2018
3.00	3.00	3.00	3.00	3.00

53



<b>Dept:</b> Public Works, Hwy & Transp.	71	<b>DANE COUNTY</b>	<b>Fund Name:</b> Highway Fund
<b>Prgm:</b> Fleet & Facilities	610/00		<b>Fund No:</b> 4210

**Mission:**

To provide and maintain equipment and facilities necessary to effectively carry out the department's highway construction and maintenance activities.

**Description:**

The department has approximately 371 units of equipment that are used in the maintenance and construction operations on the state and county highway systems and for projects for local government entities. These units are maintained and stored at facilities at Madison Mt Horeb, Springfield and the Eastside campus in McFarland.

Equipment revenue is the offset to equipment charged out to each program for actual hours or units of usage. The hourly or unit rate is based on Actual Cost Agreement with the Wisconsin Department of Transportation. The rate is to cover all operating costs (fuel, lubricants, repair labor and parts, insurance, etc.) and depreciation. Overhead revenue includes costs associated with shop and facilities operations, excluding salt storage facilities, equipment storage facilities and the administrative office area.

	Actual 2016	Adopted 2017	2016 Carry Forward	Board Transfers	Budget As Modified	2017 YTD	Estimated 2017	Department Request
<b>PROGRAM EXPENDITURES</b>								
Personnel Costs	\$2,291,767	\$2,166,300	\$0	\$0	\$2,166,300	\$865,278	\$2,169,854	\$2,195,000
Operating Expenses	(\$4,017,074)	(\$867,720)	\$5,335	\$0	(\$862,385)	(\$515,985)	(\$955,748)	\$6,202,409
Contractual Services	\$636,900	\$486,000	\$0	\$0	\$486,000	\$0	\$486,000	\$482,100
Operating Capital	\$0	\$0	\$0	\$0	\$0	\$0	\$0	\$0
<b>TOTAL</b>	<b>(\$1,088,407)</b>	<b>\$1,784,580</b>	<b>\$5,335</b>	<b>\$0</b>	<b>\$1,789,915</b>	<b>\$349,293</b>	<b>\$1,700,106</b>	<b>\$8,879,509</b>
<b>PROGRAM REVENUE</b>								
Taxes	\$0	\$0	\$0	\$0	\$0	\$0	\$0	\$0
Intergovernmental Revenue	\$0	\$0	\$0	\$0	\$0	\$0	\$0	\$0
Licenses & Permits	\$0	\$0	\$0	\$0	\$0	\$0	\$0	\$0
Fines, Forfeits & Penalties	\$0	\$0	\$0	\$0	\$0	\$0	\$0	\$0
Public Charges for Services	\$0	\$0	\$0	\$0	\$0	\$0	\$0	\$0
Intergovernmental Charge for Services	\$0	\$0	\$0	\$0	\$0	\$0	\$0	\$6,189,500
Miscellaneous	\$1,935	\$0	\$0	\$0	\$0	\$56,753	\$47,319	\$0
Other Financing Sources	\$0	\$0	\$0	\$0	\$0	\$0	\$0	\$0
<b>TOTAL</b>	<b>\$1,935</b>	<b>\$0</b>	<b>\$0</b>	<b>\$0</b>	<b>\$0</b>	<b>\$56,753</b>	<b>\$47,319</b>	<b>\$6,189,500</b>
<b>GPR SUPPORT</b>	<b>(\$1,090,342)</b>	<b>\$1,784,580</b>			<b>\$1,789,915</b>			<b>\$2,690,009</b>
<b>F.T.E. STAFF</b>	<b>25.600</b>	<b>25.600</b>					<b>25.600</b>	<b>25.600</b>

Dept: Public Works, Hwy & Transp.		71		Fund Name: Highway Fund					
Prm: Fleet & Facilities		610/00		Fund No.: 4210					
DI#	2018 Base	Net Decision Items							2018 Requested Budget
		01	02	03	04	05	06	07	
<b>PROGRAM EXPENDITURES</b>									
Personnel Costs	\$2,195,000	\$0	\$0	\$0	\$0	\$0	\$0	\$0	\$2,195,000
Operating Expenses	(\$554,191)	\$6,189,500	\$567,100	\$0	\$0	\$0	\$0	\$0	\$6,202,409
Contractual Services	\$482,100	\$0	\$0	\$0	\$0	\$0	\$0	\$0	\$482,100
Operating Capital	\$0	\$0	\$0	\$0	\$0	\$0	\$0	\$0	\$0
<b>TOTAL</b>	<b>\$2,122,909</b>	<b>\$6,189,500</b>	<b>\$567,100</b>	<b>\$0</b>	<b>\$0</b>	<b>\$0</b>	<b>\$0</b>	<b>\$0</b>	<b>\$8,879,509</b>
<b>PROGRAM REVENUE</b>									
Taxes	\$0	\$0	\$0	\$0	\$0	\$0	\$0	\$0	\$0
Intergovernmental Revenue	\$0	\$0	\$0	\$0	\$0	\$0	\$0	\$0	\$0
Licenses & Permits	\$0	\$0	\$0	\$0	\$0	\$0	\$0	\$0	\$0
Fines, Forfeits & Penalties	\$0	\$0	\$0	\$0	\$0	\$0	\$0	\$0	\$0
Public Charges for Services	\$0	\$0	\$0	\$0	\$0	\$0	\$0	\$0	\$0
Intergovernmental Charge for Services	\$0	\$6,189,500	\$0	\$0	\$0	\$0	\$0	\$0	\$6,189,500
Miscellaneous	\$0	\$0	\$0	\$0	\$0	\$0	\$0	\$0	\$0
Other Financing Sources	\$0	\$0	\$0	\$0	\$0	\$0	\$0	\$0	\$0
<b>TOTAL</b>	<b>\$0</b>	<b>\$6,189,500</b>	<b>\$0</b>	<b>\$0</b>	<b>\$0</b>	<b>\$0</b>	<b>\$0</b>	<b>\$0</b>	<b>\$6,189,500</b>
<b>GPR SUPPORT</b>	<b>\$2,122,909</b>	<b>\$0</b>	<b>\$567,100</b>	<b>\$0</b>	<b>\$0</b>	<b>\$0</b>	<b>\$0</b>	<b>\$0</b>	<b>\$2,690,009</b>
<b>F.T.E. STAFF</b>	<b>25.600</b>	<b>0.000</b>	<b>0.000</b>	<b>0.000</b>	<b>0.000</b>	<b>0.000</b>	<b>0.000</b>	<b>0.000</b>	<b>25.600</b>

NARRATIVE INFORMATION ABOUT DECISION ITEMS SHOWN ABOVE			Expenditures	Revenue	GPR Support
<b>2018 BUDGET BASE</b>			\$2,122,909	\$0	\$2,122,909
DI #	PWHT-F&F-1	FLEET REVENUE			
DEPT	Move expense reimbursement budget line items to revenue budget.		\$6,189,500	\$6,189,500	\$0
EXEC					\$0
ADOPTED					\$0
NET DI # PWHT-F&F-1			\$6,189,500	\$6,189,500	\$0



<b>Dept:</b> Public Works, Hwy & Transp.	71	<b>Fund Name:</b> Highway Fund
<b>Prgm:</b> Fleet & Facilities	610/00	<b>Fund No.:</b> 4210

NARRATIVE INFORMATION ABOUT DECISION ITEMS SHOWN ON PREVIOUS PAGE			Expenditures	Revenue	GPR Support
---	--	--	--------------	---------	-------------

DI #	PWHT-F&F-2	Fleet Operations Expense			
DEPT	Increase equipment depreciation for new equipment. Reallocate repair costs for fleet and facility maintenance.		\$567,100	\$0	\$567,100
EXEC					\$0
ADOPTED					\$0
	NET DI #	PWHT-F&F-2	\$567,100	\$0	\$567,100

DI #	PWHT-F&F-3	THERE IS NO DECISION ITEM			
DEPT			\$0	\$0	\$0
EXEC					\$0
ADOPTED					\$0
	NET DI #	PWHT-F&F-3	\$0	\$0	\$0


<b>2018 REQUESTED BUDGET</b>			\$8,879,509	\$6,189,500	\$2,690,009
------------------------------	--	--	-------------	-------------	-------------

OPERATING & CAPITAL BUDGET SUMMARY

PROGRAM SUMMARY	2016 ACTUAL	ADOPTED BUDGET 2017	2016 CARRYFORWRD	2017 COUNTY BOARD ACTIONS	CURRENT MODIFIED BUDGET	ACTUAL YTD	ESTIMATED TOTAL	TOTAL ESTIMATED CARRYFORWRD	AGENCY BASE
PERSONNEL COSTS	\$2,291,767	\$2,166,300	\$0	\$0	\$2,166,300	\$865,278	\$2,169,854	\$0	\$2,195,000
OPERATING EXPENSE	(\$4,017,074)	(\$867,720)	\$5,335	\$0	(\$862,385)	(\$515,985)	(\$955,748)	\$0	(\$554,191)
CONTRACTUAL SERVICES	\$636,900	\$486,000	\$0	\$0	\$486,000	\$0	\$486,000	\$0	\$482,100
OPERATING CAPITAL	\$0	\$0	\$0	\$0	\$0	\$0	\$0	\$0	\$0
CAPITAL EXPENDITURES - BORROW	\$2,838,434	\$0	(\$5)	\$0	(\$5)	\$390,374	(\$5)	\$0	\$0
CAPITAL EXPENDITURES - LEVY	\$0	\$0	\$0	\$0	\$0	\$0	\$0	\$0	\$0
<b>TOTAL PROGRAM EXPENDITURES</b>	<b>\$1,750,026</b>	<b>\$1,784,580</b>	<b>\$5,330</b>	<b>\$0</b>	<b>\$1,789,910</b>	<b>\$739,667</b>	<b>\$1,700,101</b>	<b>\$0</b>	<b>\$2,122,909</b>
LESS REVENUES									
TAXES	\$0	\$0	\$0	\$0	\$0	\$0	\$0	\$0	\$0
INTERGOVERNMENTAL REVENUE	\$106,810	\$0	\$3,190	\$0	\$3,190	\$0	\$110,000	\$0	\$0
LICENSES & PERMITS	\$0	\$0	\$0	\$0	\$0	\$0	\$0	\$0	\$0
FINES, FORFEITS & PENALTIES	\$0	\$0	\$0	\$0	\$0	\$0	\$0	\$0	\$0
PUBLIC CHARGE FOR SERVICE	\$0	\$0	\$0	\$0	\$0	\$0	\$0	\$0	\$0
INTERGOV'L CHARGES FOR SERVICE	\$0	\$0	\$0	\$0	\$0	\$0	\$0	\$0	\$0
MISCELLANEOUS	(\$20,840)	\$0	\$0	\$0	\$0	\$56,753	\$47,319	\$0	\$0
OTHER FINANCING SOURCES	\$0	\$0	\$0	\$0	\$0	\$0	\$0	\$0	\$0
<b>TOTAL PROGRAM REVENUES</b>	<b>\$85,970</b>	<b>\$0</b>	<b>\$3,190</b>	<b>\$0</b>	<b>\$3,190</b>	<b>\$56,753</b>	<b>\$157,319</b>	<b>\$0</b>	<b>\$0</b>
<b>NET COST:</b>	<b>\$1,664,056</b>	<b>\$1,784,580</b>	<b>\$2,140</b>	<b>\$0</b>	<b>\$1,786,720</b>	<b>\$682,914</b>	<b>\$1,542,782</b>	<b>\$0</b>	<b>\$2,122,909</b>

PROGRAM SUMMARY	AGENCY BASE	DECISION ITEM #1	DECISION ITEM #2	DECISION ITEM #3	DECISION ITEM #4	DECISION ITEM #5	DECISION ITEM #6	DECISION ITEM #7	AGENCY REQUEST
PERSONNEL COSTS	\$2,195,000	\$0	\$0	\$0	\$0	\$0	\$0	\$0	\$2,195,000
OPERATING EXPENSE	(\$554,191)	\$6,189,500	\$567,100	\$0	\$0	\$0	\$0	\$0	\$6,202,409
CONTRACTUAL SERVICES	\$482,100	\$0	\$0	\$0	\$0	\$0	\$0	\$0	\$482,100
OPERATING CAPITAL	\$0	\$0	\$0	\$0	\$0	\$0	\$0	\$0	\$0
CAPITAL EXPENDITURES - BORROW	\$0	\$0	\$0	\$0	\$0	\$0	\$0	\$0	\$0
CAPITAL EXPENDITURES - LEVY	\$0	\$0	\$0	\$0	\$0	\$0	\$0	\$0	\$0
<b>TOTAL PROGRAM EXPENDITURES</b>	<b>\$2,122,909</b>	<b>\$6,189,500</b>	<b>\$567,100</b>	<b>\$0</b>	<b>\$0</b>	<b>\$0</b>	<b>\$0</b>	<b>\$0</b>	<b>\$8,879,509</b>
LESS REVENUES									
TAXES	\$0	\$0	\$0	\$0	\$0	\$0	\$0	\$0	\$0
INTERGOVERNMENTAL REVENUE	\$0	\$0	\$0	\$0	\$0	\$0	\$0	\$0	\$0
LICENSES & PERMITS	\$0	\$0	\$0	\$0	\$0	\$0	\$0	\$0	\$0
FINES, FORFEITS & PENALTIES	\$0	\$0	\$0	\$0	\$0	\$0	\$0	\$0	\$0
PUBLIC CHARGE FOR SERVICE	\$0	\$0	\$0	\$0	\$0	\$0	\$0	\$0	\$0
INTERGOV'L CHARGES FOR SERVICE	\$0	\$6,189,500	\$0	\$0	\$0	\$0	\$0	\$0	\$6,189,500
MISCELLANEOUS	\$0	\$0	\$0	\$0	\$0	\$0	\$0	\$0	\$0
OTHER FINANCING SOURCES	\$0	\$0	\$0	\$0	\$0	\$0	\$0	\$0	\$0
<b>TOTAL PROGRAM REVENUES</b>	<b>\$0</b>	<b>\$6,189,500</b>	<b>\$0</b>	<b>\$0</b>	<b>\$0</b>	<b>\$0</b>	<b>\$0</b>	<b>\$0</b>	<b>\$6,189,500</b>
<b>NET COST:</b>	<b>\$2,122,909</b>	<b>\$0</b>	<b>\$567,100</b>	<b>\$0</b>	<b>\$0</b>	<b>\$0</b>	<b>\$0</b>	<b>\$0</b>	<b>\$2,690,009</b>

58

DEPARTMENT Public Works, Hwy & Transp.  
PROGRAM: Fleet & Facilities

YR	ORG CODE	OBJECT	DESCRIPTION	C A P B D	ADOPTED BUDGET		2017 COUNTY BOARD		CURRENT MODIFIED BUDGET	ACTUAL EXPENDITURES YTD	ESTIMATED EXPENDITURES TOTAL	TOTAL ESTIMATED CARRYFORWARD	AGENCY BASE
					2016 EXPENDITURES	2017 CARRYFORWARD	2016 CARRYFORWARD	2017 ACTIONS					
18	HWFLTFAC	10009	SALARIES AND WAGES		\$1,261,464	\$1,208,200	\$0	\$0	\$1,208,200	\$467,991	\$1,222,069	\$0	\$1,210,800
18	HWFLTFAC	10027	OVERTIME		\$6,896	\$7,000	\$0	\$0	\$7,000	\$3,182	\$7,255	\$0	\$7,000
18	HWFLTFAC	10072	LIMITED TERM EMPLOYEES		\$0	\$100	\$0	\$0	\$100	\$0	\$100	\$0	\$100
18	HWFLTFAC	10216	TOOLS ALLOWANCE		\$0	\$7,000	\$0	\$0	\$7,000	\$0	\$4,488	\$0	\$7,000
18	HWFLTFAC	12153	REALLOCATION-EMPLOYEE BENEFITS		\$1,023,406	\$944,000	\$0	\$0	\$944,000	\$394,105	\$935,942	\$0	\$970,100
18	HWFLTFAC	20511	BUILDING RENTAL		\$37,900	\$0	\$0	\$0	\$0	\$0	\$0	\$0	\$0
18	HWFLTFAC	20850	DEPRECIATION-COUNTY ASSETS		\$1,969,780	\$2,230,200	\$0	\$0	\$2,230,200	\$743,400	\$2,230,200	\$0	\$2,230,200
18	HWFLTFAC	20977	EQUIPMENT STORAGE		\$0	\$18,000	\$0	\$0	\$18,000	\$0	\$18,000	\$0	\$18,000
18	HWFLTFAC	20978	EQUIPMENT RENTAL		\$122,440	\$50,000	\$4,900	\$0	\$54,900	\$43,646	\$122,440	\$0	\$50,000
18	HWFLTFAC	20987	EQUIPMENT CHARGED OUT		\$137,560	\$120,000	\$0	\$0	\$120,000	\$50,881	\$157,164	\$0	\$120,000
18	HWFLTFAC	21016	FACILITY MAINTENANCE COSTS		\$112,330	\$101,400	\$0	\$0	\$101,400	\$32,794	\$125,318	\$0	\$101,400
18	HWFLTFAC	21744	OFFSET- CAPITAL OUTLAY EXP.		(\$216,010)	(\$175,000)	\$0	\$0	(\$175,000)	(\$38,965)	(\$175,000)	\$0	(\$175,000)
18	HWFLTFAC	21746	OFFSET- FLEET EARNINGS		(\$4,612,619)	(\$4,929,500)	\$0	\$0	(\$4,929,500)	(\$1,677,948)	(\$4,929,500)	\$0	(\$4,929,500)
18	HWFLTFAC	21750	OFFSET-MATERIAL HANDLING EXP.		(\$142,668)	(\$235,000)	\$0	\$0	(\$235,000)	\$0	(\$235,000)	\$0	(\$235,000)
18	HWFLTFAC	21752	OFFSET- OFFICE FACILITIES EXP.		(\$1,017,091)	(\$690,000)	\$0	\$0	(\$690,000)	\$0	(\$690,000)	\$0	(\$690,000)
18	HWFLTFAC	21753	OFFSET- OVERHEAD NON FLEET EXP		(\$223,991)	(\$150,000)	\$0	\$0	(\$150,000)	(\$59,637)	(\$150,000)	\$0	(\$150,000)
18	HWFLTFAC	21833	OUTSIDE SERVICES		\$340,694	\$190,000	\$0	\$0	\$190,000	\$125,943	\$190,000	\$0	\$190,000
18	HWFLTFAC	21840	MATERIALS		\$53,683	\$40,000	\$435	\$0	\$40,435	\$14,505	\$40,435	\$0	\$40,000
18	HWFLTFAC	21979	PRINCIPAL & INTEREST ON DEBT		\$1,924,501	\$1,726,341	\$0	\$0	\$1,726,341	\$0	\$1,726,341	\$0	\$3,041,885
18	HWFLTFAC	21982	GAAP ADJUSTMENT P&I ON DEBT		(\$1,394,321)	(\$1,232,461)	\$0	\$0	(\$1,232,461)	(\$410,820)	(\$1,232,461)	\$0	(\$2,234,476)
18	HWFLTFAC	22251	REPAIR PARTS, TIRES & BLADES		\$846,743	\$1,100,000	\$0	\$0	\$1,100,000	\$321,237	\$850,000	\$0	\$1,100,000
18	HWFLTFAC	22381	SHOP & SMALL TOOLS OPERATIONS		\$45,429	\$55,300	\$0	\$0	\$55,300	\$22,320	\$45,000	\$0	\$55,300
18	HWFLTFAC	22709	FUEL		\$660,228	\$713,000	\$0	\$0	\$713,000	\$249,892	\$782,301	\$0	\$713,000
18	HWFLTFAC	22740	UTILITIES		\$176,771	\$200,000	\$0	\$0	\$200,000	\$66,768	\$169,014	\$0	\$200,000
18	HWFLTFAC	31260	INSURANCE		\$636,900	\$486,000	\$0	\$0	\$486,000	\$0	\$486,000	\$0	\$482,100
18	HWFLTFAC	4700A	FIXED ASSET ADDITIONS		(\$2,838,432)	\$0	\$0	\$0	\$0	\$0	\$0	\$0	\$0
18	HWFLTFAC	5700C	FIXED ASSET ADDITIONS-CAP BDGT		(\$2,708,173)	(\$3,979,000)	(\$2,822,124)	\$0	(\$6,801,124)	\$0	(\$6,907,934)	\$0	\$0
18	HWFLTFAC	57134	BRINE TRAILER	C	\$3,550	\$0	\$1,500	\$0	\$1,500	\$0	\$1,500	\$0	\$0
18	HWFLTFAC	57135	BROOMS FOR TRUCKS	C	\$26,741	\$0	\$0	\$0	\$0	\$0	\$0	\$0	\$0
18	HWFLTFAC	57309	CREW LEADER TRUCK	C	\$0	\$0	\$136,000	\$0	\$136,000	\$0	\$136,000	\$0	\$0
18	HWFLTFAC	57360	EAST SIDE GARAGE FACILITY	C	\$1,673,242	\$0	\$183,518	\$0	\$183,518	\$1,483	\$183,518	\$0	\$0
18	HWFLTFAC	57473	FORKLIFT	C	\$0	\$32,000	\$37,000	\$0	\$69,000	\$57,399	\$69,000	\$0	\$0
18	HWFLTFAC	57548	GRADERS	C	\$0	\$380,000	\$25,047	\$0	\$405,047	\$0	\$405,047	\$0	\$0
18	HWFLTFAC	57768	LOW BOY TRAILER	C	\$47,438	\$0	\$0	\$0	\$0	\$0	\$0	\$0	\$0
18	HWFLTFAC	57925	MT HOREB GARAGE ROOF REPAIRS	C	\$7,151	\$0	\$39,563	\$0	\$39,563	\$0	\$39,563	\$0	\$0
18	HWFLTFAC	57926	MT HOREB SEPTIC	C	\$0	\$0	\$20,000	\$0	\$20,000	\$0	\$20,000	\$0	\$0
18	HWFLTFAC	58010	PAINT TRUCK	C	\$449,145	\$0	\$855	\$0	\$855	\$0	\$855	\$0	\$0
18	HWFLTFAC	58011	PICKUP 1/2 TON	C	\$47,591	\$207,000	\$33	\$0	\$207,033	\$0	\$207,033	\$0	\$0
18	HWFLTFAC	58012	AIR COMPRESSOR	C	\$24,995	\$15,000	\$0	\$0	\$15,000	\$0	\$15,000	\$0	\$0
18	HWFLTFAC	58108	PORTABLE 4 POST HYLIFT	C	\$40,022	\$0	\$0	\$0	\$0	\$0	\$0	\$0	\$0
18	HWFLTFAC	58465	ROTARY MOWERS	C	\$21,750	\$78,000	\$250	\$0	\$78,250	\$590	\$78,250	\$0	\$0
18	HWFLTFAC	58468	ROUTE OPTIMIZATION SOFTWARE	C	\$122,183	\$0	\$4,694	\$0	\$4,694	\$0	\$111,504	\$0	\$0
18	HWFLTFAC	58531	SALT CONVEYOR	C	\$0	\$0	\$167,492	\$0	\$167,492	\$0	\$167,492	\$0	\$0
18	HWFLTFAC	58685	STEEL WHEEL ROLLER	C	\$0	\$0	\$50	\$0	\$50	\$0	\$50	\$0	\$0
18	HWFLTFAC	58740	TAG TRAILER	C	\$63,649	\$0	\$0	\$0	\$0	\$0	\$0	\$0	\$0
18	HWFLTFAC	58827	TRACTOR BACKHOE	C	\$0	\$0	\$25,000	\$0	\$25,000	\$10,461	\$25,000	\$0	\$0
18	HWFLTFAC	58852	TRI AXLE TRUCKS	C	\$342,258	\$0	\$303,724	\$0	\$303,724	\$182	\$303,724	\$0	\$0
18	HWFLTFAC	58853	PATROL TRUCKS	C	\$2,112,934	\$1,740,000	\$991,018	\$0	\$2,731,018	\$115,027	\$2,731,018	\$0	\$0
18	HWFLTFAC	58854	DUMP TRUCKS	C	\$0	\$320,000	\$237,000	\$340,000	\$897,000	\$2,718	\$557,000	\$0	\$0
18	HWFLTFAC	58855	SIGN TRUCK	C	\$4,638	\$0	\$321	\$0	\$321	\$0	\$321	\$0	\$0
18	HWFLTFAC	58856	SMALL TRUCK	C	\$0	\$0	\$65,000	\$0	\$65,000	\$0	\$65,000	\$0	\$0
18	HWFLTFAC	58857	TRACK EXCAVATOR	C	\$0	\$125,000	\$0	\$0	\$125,000	\$0	\$125,000	\$0	\$0
18	HWFLTFAC	58858	LOADERS	C	(\$8,000)	\$60,000	\$143,000	(\$170,000)	\$33,000	\$0	\$203,000	\$0	\$0
18	HWFLTFAC	58859	TRUCK UPGRADES/REPURPOSE	C	\$0	\$0	\$112,128	\$0	\$112,128	\$77,733	\$112,128	\$0	\$0
18	HWFLTFAC	58862	PARK MOWERS	C	\$0	\$41,000	\$0	\$0	\$41,000	\$0	\$41,000	\$0	\$0
18	HWFLTFAC	58864	OTHER EQUIPMENT	C	\$34,641	\$115,000	\$9,285	\$0	\$124,265	\$34,295	\$124,265	\$0	\$0
18	HWFLTFAC	58865	MESSAGE BOARDS	C	\$8,815	\$0	\$1,705	\$0	\$1,705	\$0	\$1,705	\$0	\$0
18	HWFLTFAC	58866	EMERGENCY REPAIR/REPLACEMENT	C	\$63,861	\$50,000	\$17,439	\$0	\$67,439	\$0	\$67,439	\$0	\$0
18	HWFLTFAC	58867	ELECTRONIC TIMEKEEPING SYSTEM	C	\$8,409	\$0	\$110,097	\$0	\$110,097	\$0	\$110,097	\$0	\$0
18	HWFLTFAC	58868	REMODEL CONFERENCE ROOMS	C	\$0	\$0	\$68	\$0	\$68	\$0	\$68	\$0	\$0
18	HWFLTFAC	58869	VOIP PHONE SYSTEM	C	\$0	\$0	\$20,000	\$0	\$20,000	\$0	\$20,000	\$0	\$0
18	HWFLTFAC	58870	FUEL SYSTEM UPGRADE	C	\$0	\$0	\$10,755	\$0	\$10,755	\$0	\$10,755	\$0	\$0
18	HWFLTFAC	58871	ROOF REPAIR/TUCKPOINTING	C	\$73,339	\$0	\$47,851	\$0	\$47,851	\$0	\$47,851	\$0	\$0

DEPARTMENT Public Works, Hwy & Transp.  
 PROGRAM: Fleet & Facilities

YR	ORG CODE	OBJECT	DESCRIPTION	C A P B D	2016 EXPENDITURES	ADOPTED BUDGET 2017	2016 CARRYFORWARD	2017 COUNTY BOARD ACTIONS	CURRENT MODIFIED BUDGET	ACTUAL EXPENDITURES YTD	ESTIMATED EXPENDITURES TOTAL	TOTAL ESTIMATED CARRYFORWARD	AGENCY BASE
18	HWFLTFAC	59001	ATTENUATOR	C	\$0	\$180,000	\$0	\$0	\$180,000	\$0	\$180,000	\$0	\$0
18	HWFLTFAC	59003	CRANE, CARRY DECK	C	\$0	\$150,000	\$0	\$0	\$150,000	\$0	\$150,000	\$0	\$0
18	HWFLTFAC	59004	BRINE SYSTEM	C	\$0	\$75,000	\$0	\$0	\$75,000	\$0	\$75,000	\$0	\$0
18	HWFLTFAC	59007	SKID STEER, TRACK	C	\$0	\$55,000	\$0	\$0	\$55,000	\$0	\$55,000	\$0	\$0
18	HWFLTFAC	59008	BOOM MOWER	C	\$0	\$170,000	\$0	(\$170,000)	\$0	\$0	\$170,000	\$0	\$0
18	HWFLTFAC	59009	TRUCK, PAINT SUPPLY	C	\$0	\$186,000	\$0	\$0	\$186,000	\$0	\$186,000	\$0	\$0
18	HWFLTFAC	59197	EQUIPMENT STORAGE BUILD	C	\$378,254	\$0	\$111,746	\$0	\$111,746	\$90,486	\$111,746	\$0	\$0
18	HWFLTFAC	57031	MADISON CNG BUILDING UPGRADE	C	\$0	\$0	\$0	\$0	\$0	\$0	\$0	\$0	\$0
18	HWFLTFAC	57032	YORK CNG BUILDING UPGRADE	C	\$0	\$0	\$0	\$0	\$0	\$0	\$0	\$0	\$0
18	HWFLTFAC	57033	SPRINGFIELD CNG BLDG UPGRADE	C	\$0	\$0	\$0	\$0	\$0	\$0	\$0	\$0	\$0
18	HWFLTFAC	57034	MT HOREB BUILDING IMPROVEMENTS	C	\$0	\$0	\$0	\$0	\$0	\$0	\$0	\$0	\$0
18	HWFLTFAC	57035	VERONA VEHICLE STORAGE	C	\$0	\$0	\$0	\$0	\$0	\$0	\$0	\$0	\$0
18	HWFLTFAC	57036	USED TRUCK CHASSIS	C	\$0	\$0	\$0	\$0	\$0	\$0	\$0	\$0	\$0
<b>TOTAL EXPENDITURES</b>					<b>\$1,750,026</b>	<b>\$1,784,580</b>	<b>\$5,330</b>	<b>\$0</b>	<b>\$1,789,910</b>	<b>\$739,667</b>	<b>\$1,700,101</b>	<b>\$0</b>	<b>\$2,122,909</b>

600

DEPARTMENT Public Works, Hwy & Transp.  
PROGRAM: Fleet & Facilities

YR	ORG CODE	OBJECT	DESCRIPTION	C A P B D	AGENCY BASE	DECISION ITEM #1	DECISION ITEM #2	DECISION ITEM #3	DECISION ITEM #4	DECISION ITEM #5	DECISION ITEM #6	DECISION ITEM #7	AGENCY REQUEST
18	HWFLTFAC	10009	SALARIES AND WAGES		\$1,210,800								\$1,210,800
18	HWFLTFAC	10027	OVERTIME		\$7,000								\$7,000
18	HWFLTFAC	10072	LIMITED TERM EMPLOYEES		\$100								\$100
18	HWFLTFAC	10216	TOOLS ALLOWANCE		\$7,000								\$7,000
18	HWFLTFAC	12153	REALLOCATION-EMPLOYEE BENEFITS		\$970,100								\$970,100
18	HWFLTFAC	20511	BUILDING RENTAL		\$0								\$0
18	HWFLTFAC	20850	DEPRECIATION-COUNTY ASSETS		\$2,230,200		\$570,800						\$2,801,000
18	HWFLTFAC	20977	EQUIPMENT STORAGE		\$18,000								\$18,000
18	HWFLTFAC	20978	EQUIPMENT RENTAL		\$50,000		\$75,000						\$125,000
18	HWFLTFAC	20987	EQUIPMENT CHARGED OUT		\$120,000								\$120,000
18	HWFLTFAC	21016	FACILITY MAINTENANCE COSTS		\$101,400		\$50,000						\$151,400
18	HWFLTFAC	21744	OFFSET- CAPITAL OUTLAY EXP.		(\$175,000)	\$175,000							\$0
18	HWFLTFAC	21746	OFFSET- FLEET EARNINGS		(\$4,929,500)	\$4,929,500							\$0
18	HWFLTFAC	21750	OFFSET-MATERIAL HANDLING EXP.		(\$235,000)	\$235,000							\$0
18	HWFLTFAC	21752	OFFSET- OFFICE FACILITIES EXP.		(\$690,000)	\$700,000	(\$10,000)						\$0
18	HWFLTFAC	21753	OFFSET- OVERHEAD NON FLEET EXP		(\$150,000)	\$150,000							\$0
18	HWFLTFAC	21833	OUTSIDE SERVICES		\$190,000		\$131,300						\$321,300
18	HWFLTFAC	21840	MATERIALS		\$40,000								\$40,000
18	HWFLTFAC	21979	PRINCIPAL & INTEREST ON DEBT		\$3,041,885								\$3,041,885
18	HWFLTFAC	21982	GAAP ADJUSTMENT P&I ON DEBT		(\$2,234,476)								(\$2,234,476)
18	HWFLTFAC	22251	REPAIR PARTS, TIRES & BLADES		\$1,100,000		(\$250,000)						\$850,000
18	HWFLTFAC	22381	SHOP & SMALL TOOLS OPERATIONS		\$55,300								\$55,300
18	HWFLTFAC	22709	FUEL		\$713,000								\$713,000
18	HWFLTFAC	22740	UTILITIES		\$200,000								\$200,000
18	HWFLTFAC	31260	INSURANCE		\$482,100								\$482,100
18	HWFLTFAC	4700A	FIXED ASSET ADDITIONS		\$0								\$0
18	HWFLTFAC	5700C	FIXED ASSET ADDITIONS-CAP BDGT	C	\$0			(\$3,471,000)					(\$3,471,000)
18	HWFLTFAC	57134	BRINE TRAILER	C	\$0								\$0
18	HWFLTFAC	57135	BROOMS FOR TRUCKS	C	\$0								\$0
18	HWFLTFAC	57309	CREW LEADER TRUCK	C	\$0			\$150,000					\$150,000
18	HWFLTFAC	57360	EAST SIDE GARAGE FACILITY	C	\$0								\$0
18	HWFLTFAC	57473	FORKLIFT	C	\$0								\$0
18	HWFLTFAC	57548	GRADERS	C	\$0								\$0
18	HWFLTFAC	57768	LOW BOY TRAILER	C	\$0								\$0
18	HWFLTFAC	57925	MT HOREB GARAGE ROOF REPAIRS	C	\$0								\$0
18	HWFLTFAC	57926	MT HOREB SEPTIC	C	\$0								\$0
18	HWFLTFAC	58010	PAINT TRUCK	C	\$0								\$0
18	HWFLTFAC	58011	PICKUP 1/2 TON	C	\$0			\$240,000					\$240,000
18	HWFLTFAC	58012	AIR COMPRESSOR	C	\$0								\$0
18	HWFLTFAC	58108	PORTABLE 4 POST HYLIFT	C	\$0			\$45,000					\$45,000
18	HWFLTFAC	58465	ROTARY MOWERS	C	\$0			\$44,000					\$44,000
18	HWFLTFAC	58468	ROUTE OPTIMIZATION SOFTWARE	C	\$0								\$0
18	HWFLTFAC	58531	SALT CONVEYOR	C	\$0								\$0
18	HWFLTFAC	58685	STEEL WHEEL ROLLER	C	\$0								\$0
18	HWFLTFAC	58740	TAG TRAILER	C	\$0								\$0
18	HWFLTFAC	58827	TRACTOR BACKHOE	C	\$0								\$0
18	HWFLTFAC	58852	TRI AXLE TRUCKS	C	\$0								\$0
18	HWFLTFAC	58853	PATROL TRUCKS	C	\$0								\$0
18	HWFLTFAC	58854	DUMP TRUCKS	C	\$0								\$0
18	HWFLTFAC	58855	SIGN TRUCK	C	\$0			\$330,000					\$330,000
18	HWFLTFAC	58856	SMALL TRUCK	C	\$0								\$0
18	HWFLTFAC	58857	TRACK EXCAVATOR	C	\$0			\$60,000					\$60,000
18	HWFLTFAC	58858	LOADERS	C	\$0			\$187,000					\$187,000
18	HWFLTFAC	58859	TRUCK UPGRADES/REPURPOSE	C	\$0			\$236,000					\$236,000
18	HWFLTFAC	58862	PARK MOWERS	C	\$0								\$0
18	HWFLTFAC	58864	OTHER EQUIPMENT	C	\$0								\$0
18	HWFLTFAC	58865	MESSAGE BOARDS	C	\$0			\$310,000					\$310,000
18	HWFLTFAC	58866	EMERGENCY REPAIR/REPLACEMENT	C	\$0								\$0
18	HWFLTFAC	58867	ELECTRONIC TIMEKEEPING SYSTEM	C	\$0			\$50,000					\$50,000
18	HWFLTFAC	58868	REMODEL CONFERENCE ROOMS	C	\$0								\$0
18	HWFLTFAC	58869	VOIP PHONE SYSTEM	C	\$0								\$0
18	HWFLTFAC	58870	FUEL SYSTEM UPGRADE	C	\$0								\$0
18	HWFLTFAC	58871	ROOF REPAIR/TUCKPOINTING	C	\$0								\$0

61

DEPARTMENT Public Works, Hwy & Transp.  
PROGRAM: Fleet & Facilities

YR	ORG CODE	OBJECT	DESCRIPTION	C A P B D	AGENCY BASE	DECISION ITEM #1	DECISION ITEM #2	DECISION ITEM #3	DECISION ITEM #4	DECISION ITEM #5	DECISION ITEM #6	DECISION ITEM #7	AGENCY REQUEST
18	HWFLTFAC	59001	ATTENUATOR	C	\$0								\$0
18	HWFLTFAC	59003	CRANE, CARRY DECK	C	\$0								\$0
18	HWFLTFAC	59004	BRINE SYSTEM	C	\$0								\$0
18	HWFLTFAC	59007	SKID STEER, TRACK	C	\$0								\$0
18	HWFLTFAC	59008	BOOM MOWER	C	\$0								\$0
18	HWFLTFAC	59009	TRUCK, PAINT SUPPLY	C	\$0								\$0
18	HWFLTFAC	59197	EQUIPMENT STORAGE BUILD	C	\$0								\$0
18	HWFLTFAC	57031	MADISON CNG BUILDING UPGRADE	C	\$0			\$450,000					\$450,000
18	HWFLTFAC	57032	YORK CNG BUILDING UPGRADE	C	\$0			\$100,000					\$100,000
18	HWFLTFAC	57033	SPRINGFIELD CNG BLDG UPGRADE	C	\$0			\$130,000					\$130,000
18	HWFLTFAC	57034	MT HOREB BUILDING IMPROVEMENTS	C	\$0			\$204,000					\$204,000
18	HWFLTFAC	57035	VERONA VEHICLE STORAGE	C	\$0			\$500,000					\$500,000
18	HWFLTFAC	57036	USED TRUCK CHASSIS	C	\$0			\$435,000					\$435,000
<b>TOTAL EXPENDITURES</b>					<b>\$2,122,909</b>	<b>\$6,189,500</b>	<b>\$567,100</b>	<b>\$0</b>	<b>\$0</b>	<b>\$0</b>	<b>\$0</b>	<b>\$0</b>	<b>\$8,879,509</b>

62

DEPARTMENT Public Works, Hwy & Transp.  
PROGRAM: Fleet & Facilities

YR	ORG CODE	OBJECT	DESCRIPTION	C A P B D	2016	ADOPTED	2016	2017	CURRENT	ACTUAL	ESTIMATED	TOTAL	AGENCY
					REVENUES	BUDGET	CARRYFORWARD	COUNTY BOARD		REVENUES	REVENUES	ESTIMATED	
						2017		ACTIONS	BUDGET	YTD	TOTAL	CARRYFORWARD	BASE
18	HWFLTFAC	80686	STATE REIMBURSEMENT-SOFTWARE	C	\$106,810	\$0	\$3,190	\$0	\$3,190	\$0	\$110,000	\$0	\$0
18	HWFLTFAC	83240	MISCELLANEOUS HWY REVENUE		\$1,935	\$0	\$0	\$0	\$0	\$56,753	\$47,319	\$0	\$0
18	HWFLTFAC	84974	BORROWING PROCEEDS	C	\$3,779,489	\$3,979,000	\$464,455	\$0	\$4,443,455	\$0	\$4,443,455	\$0	\$0
18	HWFLTFAC	8497C	CAPITAL ASSET ADDITION OFFSET	C	(\$3,802,264)	(\$3,979,000)	(\$464,455)	\$0	(\$4,443,455)	\$0	(\$4,443,455)	\$0	\$0
18	HWFLTFAC	80401	FLEET SETUP-LABOR REALLOCATED		\$0	\$0	\$0	\$0	\$0	\$0	\$0	\$0	\$0
18	HWFLTFAC	80402	FLEET EARNINGS		\$0	\$0	\$0	\$0	\$0	\$0	\$0	\$0	\$0
18	HWFLTFAC	80403	MATERIAL HANDLING REVENUE		\$0	\$0	\$0	\$0	\$0	\$0	\$0	\$0	\$0
18	HWFLTFAC	80404	FACILITIES COST REALLOCATED		\$0	\$0	\$0	\$0	\$0	\$0	\$0	\$0	\$0
18	HWFLTFAC	80405	FLEET OVERHEAD ALLOCATED		\$0	\$0	\$0	\$0	\$0	\$0	\$0	\$0	\$0
<b>TOTAL REVENUES</b>					<b>\$85,970</b>	<b>\$0</b>	<b>\$3,190</b>	<b>\$0</b>	<b>\$3,190</b>	<b>\$56,753</b>	<b>\$157,319</b>	<b>\$0</b>	<b>\$0</b>

63

DEPARTMENT Public Works, Hwy & Transp.  
 PROGRAM: Fleet & Facilities

YR	ORG CODE	OBJECT	DESCRIPTION	C A P B D	AGENCY BASE	DECISION ITEM #1	DECISION ITEM #2	DECISION ITEM #3	DECISION ITEM #4	DECISION ITEM #5	DECISION ITEM #6	DECISION ITEM #7	AGENCY REQUEST
18	HWFLTFAC	80686	STATE REIMBURSEMENT-SOFTWARE	C	\$0								\$0
18	HWFLTFAC	83240	MISCELLANEOUS HWY REVENUE		\$0								\$0
18	HWFLTFAC	84974	BORROWING PROCEEDS	C	\$0								\$0
18	HWFLTFAC	8497C	CAPITAL ASSET ADDITION OFFSET	C	\$0								\$0
18	HWFLTFAC	80401	FLEET SETUP-LABOR REALLOCATED		\$0	\$175,000							\$175,000
18	HWFLTFAC	80402	FLEET EARNINGS		\$0	\$4,929,500							\$4,929,500
18	HWFLTFAC	80403	MATERIAL HANDLING REVENUE		\$0	\$235,000							\$235,000
18	HWFLTFAC	80404	FACILITIES COST REALLOCATED		\$0	\$700,000							\$700,000
18	HWFLTFAC	80405	FLEET OVERHEAD ALLOCATED		\$0	\$150,000							\$150,000
<b>TOTAL REVENUES</b>					<b>\$0</b>	<b>\$6,189,500</b>	<b>\$0</b>	<b>\$0</b>	<b>\$0</b>	<b>\$0</b>	<b>\$0</b>	<b>\$0</b>	<b>\$6,189,500</b>

64



# DANE COUNTY BUDGET DECISION ITEM REQUEST

<b>1. DEPARTMENT</b>	Public Works, Hwy & Transp.	<b>3. DEPT. NO.</b>	71	<b>5. FUND NAME</b>	Highway Fund
<b>2. PROGRAM</b>	Fleet & Facilities	<b>4. PROGRAM NO.</b>	610/00	<b>6. FUND NO.</b>	4210
<b>7. DECISION ITEM TITLE</b>			<b>8. BUDGETED POSITION CHANGES</b>		
FLEET REVENUE			POSITION#	TITLE	# FTE
<b>9. DECISION ITEM NUMBER</b>					
PWHT-F&F-1					
<b>10. SHORT DESCRIPTION (for budget document—may not exceed 470 characters)</b>					
Move expense reimbursement budget line items to revenue budget.					
			<b>TOTAL REQUESTED FTE CHANGE</b>		0.000
<b>11. (a) EXPLANATION/JUSTIFICATION (please be specific)</b>			<b>12. OPERATING EXPENSES / REVENUE SUMMARY</b>		
Reclassify expense reimbursements to revenue budget including: Equipment Earnings, Overhead Allocation, Material Handling Revenue, Overhead Allocation and Capital Equipment Labor Allocation. These all are recorded as revenue to the Fleet Program and expense to other Highway programs.			<b>REQUESTED EXPENDITURES</b>		
			PERSONNEL COSTS \$0		
			OPERATING EXPENSE \$6,189,500		
			CONTRACTUAL EXPENSE \$0		
			OPERATING OUTLAY \$0		
			<b>TOTAL EXPENSE \$6,189,500</b>		
			<b>RELATED REVENUES</b>		
			TAXES \$0		
			INTERGOVERNMENTAL REVENUE \$0		
			LICENSES & PERMITS \$0		
			FINES, FORFEITS & PENALTIES \$0		
			PUBLIC CHARGES FOR SERVICES \$0		
			INTERGOVERNMENTAL CHARGE FOR SERVICES \$6,189,500		
			MISCELLANEOUS \$0		
			OTHER FINANCING SOURCES \$0		
			<b>TOTAL REVENUE \$6,189,500</b>		
			<b>NET COST TO COUNTY \$0</b>		
<b>(b) What are the consequences of not funding this request?</b>					
<b>(c) What savings/productivity improvements will result from approval of this request?</b>					

65

# DANE COUNTY BUDGET DECISION ITEM REQUEST

<b>1. DEPARTMENT</b> Public Works, Hwy & Transp.	<b>3. DEPT. NO.</b> 71	<b>5. FUND NAME</b> Highway Fund
<b>2. PROGRAM</b> Fleet & Facilities	<b>4. PROGRAM NO.</b> 610/00	<b>6. FUND NO.</b> 4210
<b>7. DECISION ITEM TITLE</b> Fleet Operations Expense	<b>8. BUDGETED POSITION CHANGES</b>	
	POSITION#	TITLE
<b>9. DECISION ITEM NUMBER</b> PWHT-F&F-2	# FTE	START DATE
<b>10. SHORT DESCRIPTION (for budget document--may not exceed 470 characters)</b> Increase equipment depreciation for new equipment. Reallocate repair costs for fleet and facility maintenance.		
	<b>TOTAL REQUESTED FTE CHANGE</b>	0.000
<b>11. (a) EXPLANATION/JUSTIFICATION (please be specific)</b> 18 patrol trucks put in service in 2017 and 2018 are depreciated over nine years and replace fully depreciated equipment. Allocate fleet and facility costs to equipment rentals, facility maintenance and services.	<b>12. OPERATING EXPENSES / REVENUE SUMMARY</b>	
	<b>REQUESTED EXPENDITURES</b>	
<b>(b) What are the consequences of not funding this request?</b>	PERSONNEL COSTS	\$0
	OPERATING EXPENSE	\$567,100
<b>(c) What savings/productivity improvements will result from approval of this request?</b>	CONTRACTUAL EXPENSE	\$0
	OPERATING OUTLAY	\$0
	<b>TOTAL EXPENSE</b>	<b>\$567,100</b>
	<b>RELATED REVENUES</b>	
	TAXES	\$0
	INTERGOVERNMENTAL REVENUE	\$0
	LICENSES & PERMITS	\$0
	FINES, FORFEITS & PENALTIES	\$0
	PUBLIC CHARGES FOR SERVICES	\$0
	INTERGOVERNMENTAL CHARGE FOR SERVICES	\$0
	MISCELLANEOUS	\$0
	OTHER FINANCING SOURCES	\$0
	<b>TOTAL REVENUE</b>	<b>\$0</b>
	<b>NET COST TO COUNTY</b>	<b>\$567,100</b>

66

**DANE COUNTY  
PROGRAM BUDGET  
NARRATIVE DATA FORM**

BLOCK 1 - Fund Name  
Highway Fund

BLOCK 2 - Fund Number  
4210

BLOCK 3 - Department Name  
Public Works, Hwy & Transp.

BLOCK 4 - Department Number  
71

BLOCK 5 - Program Name  
Fleet & Facilities

BLOCK 6 - Division/Program Number  
610/00

BLOCK 7 - Mission  
To provide and maintain equipment and facilities necessary to effectively carry out the department's highway construction and maintenance activities.

BLOCK 8 - Description  
The department has approximately 371 units of equipment that are used in the maintenance and construction operations on the state and county highway systems and for projects for local government entities. These units are maintained and stored at facilities at Madison Mt Horeb, Springfield and the Eastside campus in McFarland.  
  
Equipment revenue is the offset to equipment charged out to each program for actual hours or units of usage. The hourly or unit rate is based on Actual Cost Agreement with the Wisconsin Department of Transportation. The rate is to cover all operating costs (fuel, lubricants, repair labor and parts, insurance, etc.) and depreciation. Overhead revenue includes costs associated with shop and facilities operations, excluding salt storage facilities, equipment storage facilities and the administrative office area.

BLOCK 9 - Program Objectives

BLOCK 10 - Program Staff - Show Total FTE's

Actual 2016	Budget 2017	Revised 2017	Base 2018	Budget 2018
25.60	25.60	25.60	25.60	25.60

67

# DANE COUNTY REQUEST FOR CAPITAL OUTLAY

2. PROGRAM NO. PROGRAM NAME:	610/00 Fleet & Facilities	3. FUND NO.: FUND NAME:	4210 Highway Fund
4. DECISION ITEM NO. DECISION ITEM NAME:	PWHT-F&F-1 Capital Equipment	5. PREPARED BY	
6. DEPT. NO.: DEPT. NAME:	71 Public Works, Hwy & Transp.	7. PHONE	

**NOTE: ITEMS MUST BE LISTED IN PRIORITY ORDER WITHIN THIS DECISION ITEM REQUEST**

8. QUANTITY	9. ITEM DESCRIPTION, SPECIFICATION & SUGGESTED VENDOR	10. ESTIMATED COST		11. DATE REQUIRED	12. PURCHASING/PUBLIC WORKS	
		UNIT COST	TOTAL		COST EST.	COMMENTS
2	Loaders Less Trade-in	\$163,000	\$326,000 (\$90,000) \$236,000	1/1/2018		
1	Excavator Less Trade-in	\$280,000	\$280,000 (\$93,000) \$187,000	1/1/2018		
2	Haul Trucks	\$165,000	\$330,000	1/1/2018		
5	Used Truck Chassis	\$87,000	\$435,000	1/1/2018		
4	Rotary Mowers Less Trade-in	\$17,000	\$68,000 (\$24,000) \$44,000	1/1/2018		
1	Portable four post lift	\$45,000	\$45,000	1/1/2018		
2	Crew Leader CNG Trucks	\$75,000	\$150,000	1/1/2018		
4	Dump Trucks	\$60,000	\$240,000	1/1/2018		
1	Guardrail Truck	\$210,000	\$210,000	1/1/2018		
	<u>Other Equipment:</u>					
1	Pickup Truck	\$60,000	\$60,000			
	Radios-Truck Mounted and Portable	\$40,000	\$40,000			
	Total Other Equipment		\$100,000			
1	Street Broom, Self Propelled	\$60,000	\$60,000	1/1/2018		
	Emergency & Innovative Equipment		\$50,000	1/1/2018		
	Madison CNG Upgrade		\$450,000	1/1/2018		
	Mt Horeb Building Improvements		\$204,000	1/1/2018		
	Springfield CNG Upgrade		\$130,000	1/1/2018		
	York CNG Upgrade		\$100,000	1/1/2018		
	Verona Salt Shed-Vehicle Storage		\$500,000	1/1/2018		
	<b>TOTAL REQUEST FOR CAPITAL OUTLAY</b>		<b>\$3,471,000</b>			

68

# DANE COUNTY CAPITAL PROJECTS/EQUIPMENT DETAIL SHEET

<b>AGENCY</b> Public Works, Highway & Transportation	<b>ORGANIZATION</b> Fleet & Facilities	<b>COMPLETED BY</b> Jim Matzinger	<b>PHONE</b> 266-4040																
<b>PROJECT TITLE</b> Loaders	<b>PROJECT NO.</b> 18-795-01	<b>BEGIN DATE</b> Apr-18	<b>END DATE</b> Dec-18																
<b>PROJECT/EQUIPMENT DESCRIPTION (INCLUDE USEFUL LIFE FOR EQUIPMENT)</b> 2 Loaders          Depreciable life: 10 years	<table border="1"> <thead> <tr> <th colspan="2">PROJECT COMPONENTS (if applicable)</th> <th colspan="2">COST</th> </tr> </thead> <tbody> <tr> <td>2</td> <td>Loaders</td> <td>163,000</td> <td>\$ 326,000</td> </tr> <tr> <td>1</td> <td>Repurchase reimbursement</td> <td>(90,000)</td> <td>\$ (90,000)</td> </tr> <tr> <td colspan="2" style="text-align: right;"><b>TOTAL</b></td> <td><b>\$</b></td> <td><b>236,000</b></td> </tr> </tbody> </table>			PROJECT COMPONENTS (if applicable)		COST		2	Loaders	163,000	\$ 326,000	1	Repurchase reimbursement	(90,000)	\$ (90,000)	<b>TOTAL</b>		<b>\$</b>	<b>236,000</b>
PROJECT COMPONENTS (if applicable)		COST																	
2	Loaders	163,000	\$ 326,000																
1	Repurchase reimbursement	(90,000)	\$ (90,000)																
<b>TOTAL</b>		<b>\$</b>	<b>236,000</b>																
<b>PROJECT JUSTIFICATION</b> One loader replaces equipment that was repurchased by the vendor on a seven year buyback program. The second loader is an addition for the new salt shed.	<b>LOCATION</b>																		

69

PROJECT FINANCING SUMMARY	Prior Years	2018	2019	2020	2021	2022	Total
---------------------------	-------------	------	------	------	------	------	-------

PROJECT EXPENDITURES							
PLANNING & DESIGN	\$0						\$0
ARCHITECTURAL SERVICES	\$0						\$0
PROPERTY ACQUISITION / SITE PREPARATION	\$0						\$0
CONSTRUCTION	\$0						\$0
INFO TECHNOLOGY / TELECOMMUNICATIONS	\$0						\$0
OFFICE FURNITURE / EQUIPMENT	\$0						\$0
CONTINGENCY	\$0						\$0
CAPITAL EQUIPMENT PURCHASE	\$0	\$236,000					\$236,000
<b>TOTAL EXPENDITURES</b>	<b>\$0</b>	<b>\$236,000</b>	<b>\$0</b>	<b>\$0</b>	<b>\$0</b>	<b>\$0</b>	<b>\$236,000</b>

PROJECT FUNDING							
PROPERTY TAX	\$0						\$0
DEBT	\$0	\$236,000					\$236,000
FEDERAL	\$0						\$0
STATE	\$0						\$0
CITY OF MADISON	\$0						\$0
OTHER	\$0						\$0
<b>TOTAL FUNDING</b>	<b>\$0</b>	<b>\$236,000</b>	<b>\$0</b>	<b>\$0</b>	<b>\$0</b>	<b>\$0</b>	<b>\$236,000</b>

ESTIMATED ANNUAL OPERATING COSTS		\$0	\$0	\$0	\$0	\$0	
----------------------------------	--	-----	-----	-----	-----	-----	--

# DANE COUNTY CAPITAL PROJECTS/EQUIPMENT DETAIL SHEET

AGENCY Public Works, Highway & Transportation		ORGANIZATION Fleet & Facilities		COMPLETED BY Jim Matzinger		PHONE 266-4040		
PROJECT TITLE Excavator			PROJECT NO. 18-795-02		BEGIN DATE Apr-18		END DATE Dec-18	
PROJECT/EQUIPMENT DESCRIPTION (INCLUDE USEFUL LIFE FOR EQUIPMENT) 1 Excavator      Depreciable Life: 10 Years			PROJECT COMPONENTS (if applicable)				COST	
			1      Excavator		280,000 \$		280,000	
		1      Trade in		(93,000) \$		(93,000)		
			TOTAL		\$		187,000	
PROJECT JUSTIFICATION Excavator replaes equipment that was repurchased by the vendor on a seven year buyback program.			LOCATION					

PROJECT FINANCING SUMMARY	Prior Years	2018	2019	2020	2021	2022	Total
---------------------------	-------------	------	------	------	------	------	-------

PROJECT EXPENDITURES							
PLANNING & DESIGN	\$0						\$0
ARCHITECTURAL SERVICES	\$0						\$0
PROPERTY ACQUISITION / SITE PREPARATION	\$0						\$0
CONSTRUCTION	\$0						\$0
INFO TECHNOLOGY / TELECOMMUNICATIONS	\$0						\$0
OFFICE FURNITURE / EQUIPMENT	\$0						\$0
CONTINGENCY	\$0						\$0
CAPITAL EQUIPMENT PURCHASE	\$0	\$187,000					\$187,000
<b>TOTAL EXPENDITURES</b>	<b>\$0</b>	<b>\$187,000</b>	<b>\$0</b>	<b>\$0</b>	<b>\$0</b>	<b>\$0</b>	<b>\$187,000</b>

PROJECT FUNDING							
PROPERTY TAX	\$0						\$0
DEBT	\$0	\$187,000					\$187,000
FEDERAL	\$0						\$0
STATE	\$0						\$0
CITY OF MADISON	\$0						\$0
OTHER	\$0						\$0
<b>TOTAL FUNDING</b>	<b>\$0</b>	<b>\$187,000</b>	<b>\$0</b>	<b>\$0</b>	<b>\$0</b>	<b>\$0</b>	<b>\$187,000</b>

ESTIMATED ANNUAL OPERATING COSTS		\$0	\$0	\$0	\$0	\$0	
----------------------------------	--	-----	-----	-----	-----	-----	--



# DANE COUNTY CAPITAL PROJECTS/EQUIPMENT DETAIL SHEET

AGENCY Public Works, Highway & Transportation		ORGANIZATION Fleet & Facilities		COMPLETED BY Jim Matzinger		PHONE 266-4040	
PROJECT TITLE Haul Trucks				PROJECT NO. 18-795-03		BEGIN DATE Apr-18	END DATE Dec-18
PROJECT/EQUIPMENT DESCRIPTION (INCLUDE USEFUL LIFE FOR EQUIPMENT) 2 Haul Trucks      Depreciable Life: 10 Years				PROJECT COMPONENTS (if applicable) 2      Haul Trucks		COST 165,000 \$      330,000	
						TOTAL      \$      330,000	
PROJECT JUSTIFICATION New equipment needed to handle construction and maintenance work.				LOCATION			

PROJECT FINANCING SUMMARY	Prior Years	2018	2019	2020	2021	2022	Total
---------------------------	-------------	------	------	------	------	------	-------

PROJECT EXPENDITURES							
PLANNING & DESIGN	\$0						\$0
ARCHITECTURAL SERVICES	\$0						\$0
PROPERTY ACQUISITION / SITE PREPARATION	\$0						\$0
CONSTRUCTION	\$0						\$0
INFO TECHNOLOGY / TELECOMMUNICATIONS	\$0						\$0
OFFICE FURNITURE / EQUIPMENT	\$0						\$0
CONTINGENCY	\$0						\$0
CAPITAL EQUIPMENT PURCHASE	\$0	\$330,000					\$330,000
<b>TOTAL EXPENDITURES</b>	<b>\$0</b>	<b>\$330,000</b>	<b>\$0</b>	<b>\$0</b>	<b>\$0</b>	<b>\$0</b>	<b>\$330,000</b>

PROJECT FUNDING							
PROPERTY TAX	\$0						\$0
DEBT	\$0	\$330,000					\$330,000
FEDERAL	\$0						\$0
STATE	\$0						\$0
CITY OF MADISON	\$0						\$0
OTHER	\$0						\$0
<b>TOTAL FUNDING</b>	<b>\$0</b>	<b>\$330,000</b>	<b>\$0</b>	<b>\$0</b>	<b>\$0</b>	<b>\$0</b>	<b>\$330,000</b>

ESTIMATED ANNUAL OPERATING COSTS		\$0	\$0	\$0	\$0	\$0	
----------------------------------	--	-----	-----	-----	-----	-----	--

74

# DANE COUNTY CAPITAL PROJECTS/EQUIPMENT DETAIL SHEET

AGENCY Public Works, Highway & Transportation		ORGANIZATION Fleet & Facilities		COMPLETED BY Jim Matzinger		PHONE 266-4040	
PROJECT TITLE Truck Chassis			PROJECT NO. 18-795-04		BEGIN DATE Apr-18		END DATE Dec-18
PROJECT/EQUIPMENT DESCRIPTION (INCLUDE USEFUL LIFE FOR EQUIPMENT) 5 used truck chassis      Depreciable Life: 10 Years			PROJECT COMPONENTS (if applicable) 5      Used truck chassis		COST 87,000 \$		435,000
					TOTAL		\$ 435,000
PROJECT JUSTIFICATION Chassis for brine truck, air compressor truck and three attenuator trucks to replace old equipment.			LOCATION				

PROJECT FINANCING SUMMARY	Prior Years	2018	2019	2020	2021	2022	Total
---------------------------	-------------	------	------	------	------	------	-------

PROJECT EXPENDITURES							
PLANNING & DESIGN	\$0						\$0
ARCHITECTURAL SERVICES	\$0						\$0
PROPERTY ACQUISITION / SITE PREPARATION	\$0						\$0
CONSTRUCTION	\$0						\$0
INFO TECHNOLOGY / TELECOMMUNICATIONS	\$0						\$0
OFFICE FURNITURE / EQUIPMENT	\$0						\$0
CONTINGENCY	\$0						\$0
CAPITAL EQUIPMENT PURCHASE	\$0	\$435,000					\$435,000
<b>TOTAL EXPENDITURES</b>	\$0	\$435,000	\$0	\$0	\$0	\$0	\$435,000

PROJECT FUNDING							
PROPERTY TAX	\$0						\$0
DEBT	\$0	\$435,000					\$435,000
FEDERAL	\$0						\$0
STATE	\$0						\$0
CITY OF MADISON	\$0						\$0
OTHER	\$0						\$0
<b>TOTAL FUNDING</b>	\$0	\$435,000	\$0	\$0	\$0	\$0	\$435,000

ESTIMATED ANNUAL OPERATING COSTS		\$0	\$0	\$0	\$0	\$0	
----------------------------------	--	-----	-----	-----	-----	-----	--

# DANE COUNTY CAPITAL PROJECTS/EQUIPMENT DETAIL SHEET

AGENCY Public Works, Highway & Transportation		ORGANIZATION Fleet & Facilities		COMPLETED BY Jim Matzinger		PHONE 266-4040			
PROJECT TITLE Rotary Mowers				PROJECT NO. 18-795-05		BEGIN DATE Apr-18	END DATE Dec-18		
PROJECT/EQUIPMENT DESCRIPTION (INCLUDE USEFUL LIFE FOR EQUIPMENT) Rotary Mowers                      Depreciable Life: 5 Years				PROJECT COMPONENTS (if applicable)				COST	
				4      Rotary Mowers		17,000	\$      68,000		
				4      Trade-ins		(6,000)	\$      (24,000)		
						TOTAL	\$      44,000		
PROJECT JUSTIFICATION Rotary mowers are traded every 3 years. This reduces the maintenance costs for the equipment and earns a good trade-in value.				LOCATION					

PROJECT FINANCING SUMMARY	Prior Years	2018	2019	2020	2021	2022	Total
---------------------------	-------------	------	------	------	------	------	-------

PROJECT EXPENDITURES							
PLANNING & DESIGN	\$0						\$0
ARCHITECTURAL SERVICES	\$0						\$0
PROPERTY ACQUISITION / SITE PREPARATION	\$0						\$0
CONSTRUCTION	\$0						\$0
INFO TECHNOLOGY / TELECOMMUNICATIONS	\$0						\$0
OFFICE FURNITURE / EQUIPMENT	\$0						\$0
CONTINGENCY	\$0						\$0
CAPITAL EQUIPMENT PURCHASE	\$0	\$44,000					\$44,000
<b>TOTAL EXPENDITURES</b>	\$0	\$44,000	\$0	\$0	\$0	\$0	\$44,000

PROJECT FUNDING							
PROPERTY TAX	\$0						\$0
DEBT	\$0	\$44,000					\$44,000
FEDERAL	\$0						\$0
STATE	\$0						\$0
CITY OF MADISON	\$0						\$0
OTHER	\$0						\$0
<b>TOTAL FUNDING</b>	\$0	\$44,000	\$0	\$0	\$0	\$0	\$44,000

ESTIMATED ANNUAL OPERATING COSTS		\$0	\$0	\$0	\$0	\$0	
----------------------------------	--	-----	-----	-----	-----	-----	--

# DANE COUNTY CAPITAL PROJECTS/EQUIPMENT DETAIL SHEET

AGENCY Public Works, Highway & Transportation	ORGANIZATION Fleet & Facilities	COMPLETED BY Jim Matzinger	PHONE 266-4040									
PROJECT TITLE Portable four post lift	PROJECT NO. 18-795-07	BEGIN DATE Apr-18	END DATE Dec-18									
PROJECT/EQUIPMENT DESCRIPTION (INCLUDE USEFUL LIFE FOR EQUIPMENT) Portable four post lift	<table border="1"> <thead> <tr> <th data-bbox="1066 440 1583 472">PROJECT COMPONENTS (if applicable)</th> <th colspan="2" data-bbox="1583 440 1982 472">COST</th> </tr> </thead> <tbody> <tr> <td data-bbox="1066 472 1583 829">1 Portable four post lift</td> <td data-bbox="1583 472 1782 829">45,000</td> <td data-bbox="1782 472 1982 829">\$ 45,000</td> </tr> <tr> <td data-bbox="1066 829 1583 870" style="text-align: right;">TOTAL</td> <td colspan="2" data-bbox="1583 829 1982 870" style="text-align: right;">\$ 45,000</td> </tr> </tbody> </table>			PROJECT COMPONENTS (if applicable)	COST		1 Portable four post lift	45,000	\$ 45,000	TOTAL	\$ 45,000	
PROJECT COMPONENTS (if applicable)	COST											
1 Portable four post lift	45,000	\$ 45,000										
TOTAL	\$ 45,000											
PROJECT JUSTIFICATION New equipment allows for more efficient use of mechanics and shop space.	LOCATION											

79

PROJECT FINANCING SUMMARY	Prior Years	2018	2019	2020	2021	2022	Total
---------------------------	-------------	------	------	------	------	------	-------

PROJECT EXPENDITURES							
PLANNING & DESIGN	\$0						\$0
ARCHITECTURAL SERVICES	\$0						\$0
PROPERTY ACQUISITION / SITE PREPARATION	\$0						\$0
CONSTRUCTION	\$0						\$0
INFO TECHNOLOGY / TELECOMMUNICATIONS	\$0						\$0
OFFICE FURNITURE / EQUIPMENT	\$0						\$0
CONTINGENCY	\$0						\$0
CAPITAL EQUIPMENT PURCHASE	\$0	\$45,000					\$45,000
<b>TOTAL EXPENDITURES</b>	<b>\$0</b>	<b>\$45,000</b>	<b>\$0</b>	<b>\$0</b>	<b>\$0</b>	<b>\$0</b>	<b>\$45,000</b>

PROJECT FUNDING							
PROPERTY TAX	\$0						\$0
DEBT	\$0	\$45,000					\$45,000
FEDERAL	\$0						\$0
STATE	\$0						\$0
CITY OF MADISON	\$0						\$0
OTHER	\$0						\$0
<b>TOTAL FUNDING</b>	<b>\$0</b>	<b>\$45,000</b>	<b>\$0</b>	<b>\$0</b>	<b>\$0</b>	<b>\$0</b>	<b>\$45,000</b>

ESTIMATED ANNUAL OPERATING COSTS		\$0	\$0	\$0	\$0	\$0	
----------------------------------	--	-----	-----	-----	-----	-----	--

So



# DANE COUNTY CAPITAL PROJECTS/EQUIPMENT DETAIL SHEET

AGENCY Public Works, Highway & Transportation		ORGANIZATION Fleet & Facilities		COMPLETED BY Jim Matzinger		PHONE 266-4040		
PROJECT TITLE Crew Leader CNG Trucks			PROJECT NO. 18-795-08		BEGIN DATE Apr-18		END DATE Dec-18	
PROJECT/EQUIPMENT DESCRIPTION (INCLUDE USEFUL LIFE FOR EQUIPMENT) Crew Leader CNG Trucks      Depeciable Life: 6 Years			PROJECT COMPONENTS (if applicable)				COST	
			2      Crew Leader CNG Trucks		75,000		\$      150,000	
			TOTAL				\$      150,000	
PROJECT JUSTIFICATION This replaces high mileage vehicles.			LOCATION					

PROJECT FINANCING SUMMARY	Prior Years	2018	2019	2020	2021	2022	Total
---------------------------	-------------	------	------	------	------	------	-------

PROJECT EXPENDITURES							
PLANNING & DESIGN	\$0						\$0
ARCHITECTURAL SERVICES	\$0						\$0
PROPERTY ACQUISITION / SITE PREPARATION	\$0						\$0
CONSTRUCTION	\$0						\$0
INFO TECHNOLOGY / TELECOMMUNICATIONS	\$0						\$0
OFFICE FURNITURE / EQUIPMENT	\$0						\$0
CONTINGENCY	\$0						\$0
CAPITAL EQUIPMENT PURCHASE	\$0	\$150,000					\$150,000
<b>TOTAL EXPENDITURES</b>	<b>\$0</b>	<b>\$150,000</b>	<b>\$0</b>	<b>\$0</b>	<b>\$0</b>	<b>\$0</b>	<b>\$150,000</b>

PROJECT FUNDING							
PROPERTY TAX	\$0						\$0
DEBT	\$0	\$150,000					\$150,000
FEDERAL	\$0						\$0
STATE	\$0						\$0
CITY OF MADISON	\$0						\$0
OTHER	\$0						\$0
<b>TOTAL FUNDING</b>	<b>\$0</b>	<b>\$150,000</b>	<b>\$0</b>	<b>\$0</b>	<b>\$0</b>	<b>\$0</b>	<b>\$150,000</b>

ESTIMATED ANNUAL OPERATING COSTS		\$0	\$0	\$0	\$0	\$0	
----------------------------------	--	-----	-----	-----	-----	-----	--

# DANE COUNTY CAPITAL PROJECTS/EQUIPMENT DETAIL SHEET

AGENCY Public Works, Highway & Transportation		ORGANIZATION Fleet & Facilities		COMPLETED BY Jim Matzinger		PHONE 266-4040	
PROJECT TITLE Dump Trucks-One Ton				PROJECT NO. 18-795-09		BEGIN DATE Apr-18	END DATE Dec-18
PROJECT/EQUIPMENT DESCRIPTION (INCLUDE USEFUL LIFE FOR EQUIPMENT) Dump Trucks-one ton                      Depreciable Life: 6 Years				PROJECT COMPONENTS (if applicable) 4                      Dump Trucks-one ton		COST 60,000 \$                      240,000	
						TOTAL                      \$                      240,000	
PROJECT JUSTIFICATION This replaces high mileage vehicles.				LOCATION			

PROJECT FINANCING SUMMARY	Prior Years	2018	2019	2020	2021	2022	Total
---------------------------	-------------	------	------	------	------	------	-------

PROJECT EXPENDITURES							
PLANNING & DESIGN	\$0						\$0
ARCHITECTURAL SERVICES	\$0						\$0
PROPERTY ACQUISITION / SITE PREPARATION	\$0						\$0
CONSTRUCTION	\$0						\$0
INFO TECHNOLOGY / TELECOMMUNICATIONS	\$0						\$0
OFFICE FURNITURE / EQUIPMENT	\$0						\$0
CONTINGENCY	\$0						\$0
CAPITAL EQUIPMENT PURCHASE	\$0	\$240,000					\$240,000
<b>TOTAL EXPENDITURES</b>	<b>\$0</b>	<b>\$240,000</b>	<b>\$0</b>	<b>\$0</b>	<b>\$0</b>	<b>\$0</b>	<b>\$240,000</b>

PROJECT FUNDING							
PROPERTY TAX	\$0						\$0
DEBT	\$0	\$240,000					\$240,000
FEDERAL	\$0						\$0
STATE	\$0						\$0
CITY OF MADISON	\$0						\$0
OTHER	\$0						\$0
<b>TOTAL FUNDING</b>	<b>\$0</b>	<b>\$240,000</b>	<b>\$0</b>	<b>\$0</b>	<b>\$0</b>	<b>\$0</b>	<b>\$240,000</b>

ESTIMATED ANNUAL OPERATING COSTS		\$0	\$0	\$0	\$0	\$0	
----------------------------------	--	-----	-----	-----	-----	-----	--

84

# DANE COUNTY CAPITAL PROJECTS/EQUIPMENT DETAIL SHEET

<b>AGENCY</b> Public Works, Highway & Transportation	<b>ORGANIZATION</b> Fleet & Facilities	<b>COMPLETED BY</b> Jim Matzinger		<b>PHONE</b> 266-4040												
<b>PROJECT TITLE</b> Guardrail Truck		<b>PROJECT NO.</b> 18-795-18	<b>BEGIN DATE</b> Apr-18	<b>END DATE</b> Dec-18												
<b>PROJECT/EQUIPMENT DESCRIPTION (INCLUDE USEFUL LIFE FOR EQUIPMENT)</b> 1 Guardrail Truck      Depreciable Life: 10 Years		<table border="1"> <thead> <tr> <th colspan="2">PROJECT COMPONENTS (if applicable)</th> <th colspan="2">COST</th> </tr> </thead> <tbody> <tr> <td>1</td> <td>Guardrail Truck</td> <td>210,000</td> <td>\$ 210,000</td> </tr> <tr> <td colspan="2" style="text-align: right;"><b>TOTAL</b></td> <td><b>\$</b></td> <td><b>210,000</b></td> </tr> </tbody> </table>			PROJECT COMPONENTS (if applicable)		COST		1	Guardrail Truck	210,000	\$ 210,000	<b>TOTAL</b>		<b>\$</b>	<b>210,000</b>
PROJECT COMPONENTS (if applicable)		COST														
1	Guardrail Truck	210,000	\$ 210,000													
<b>TOTAL</b>		<b>\$</b>	<b>210,000</b>													
<b>PROJECT JUSTIFICATION</b> New vehicle includes auger for drilling post holes and equipment for mounting guardrail.		<b>LOCATION</b>														

PROJECT FINANCING SUMMARY	Prior Years	2018	2019	2020	2021	2022	Total
---------------------------	-------------	------	------	------	------	------	-------

PROJECT EXPENDITURES							
PLANNING & DESIGN	\$0						\$0
ARCHITECTURAL SERVICES	\$0						\$0
PROPERTY ACQUISITION / SITE PREPARATION	\$0						\$0
CONSTRUCTION	\$0						\$0
INFO TECHNOLOGY / TELECOMMUNICATIONS	\$0						\$0
OFFICE FURNITURE / EQUIPMENT	\$0						\$0
CONTINGENCY	\$0						\$0
CAPITAL EQUIPMENT PURCHASE	\$0	\$210,000					\$210,000
<b>TOTAL EXPENDITURES</b>	<b>\$0</b>	<b>\$210,000</b>	<b>\$0</b>	<b>\$0</b>	<b>\$0</b>	<b>\$0</b>	<b>\$210,000</b>

PROJECT FUNDING							
PROPERTY TAX	\$0						\$0
DEBT	\$0	\$210,000					\$210,000
FEDERAL	\$0						\$0
STATE	\$0						\$0
CITY OF MADISON	\$0						\$0
OTHER	\$0						\$0
<b>TOTAL FUNDING</b>	<b>\$0</b>	<b>\$210,000</b>	<b>\$0</b>	<b>\$0</b>	<b>\$0</b>	<b>\$0</b>	<b>\$210,000</b>

ESTIMATED ANNUAL OPERATING COSTS		\$0	\$0	\$0	\$0	\$0	
----------------------------------	--	-----	-----	-----	-----	-----	--

86

# DANE COUNTY CAPITAL PROJECTS/EQUIPMENT DETAIL SHEET

<b>AGENCY</b> Public Works, Highway & Transportation	<b>ORGANIZATION</b> Fleet & Facilities	<b>COMPLETED BY</b> Jim Matzinger	<b>PHONE</b> 266-4040												
<b>PROJECT TITLE</b> Other Equipment	<b>PROJECT NO.</b> 18-795-10	<b>BEGIN DATE</b> Apr-18	<b>END DATE</b> Dec-18												
<b>PROJECT/EQUIPMENT DESCRIPTION (INCLUDE USEFUL LIFE FOR EQUIPMENT)</b> Pickup Truck      Depreciable Life: 10 Years Radios              Depreciable Life: 10 Years	<table border="1"> <thead> <tr> <th data-bbox="1081 446 1587 470">PROJECT COMPONENTS (if applicable)</th> <th colspan="2" data-bbox="1858 446 1978 470">COST</th> </tr> </thead> <tbody> <tr> <td data-bbox="1081 479 1587 511">1 Pickup Truck</td> <td data-bbox="1696 479 1780 511">60,000</td> <td data-bbox="1801 479 1978 511">\$ 60,000</td> </tr> <tr> <td data-bbox="1081 519 1587 552">Radios</td> <td data-bbox="1801 519 1822 552">\$</td> <td data-bbox="1896 519 1978 552">40,000</td> </tr> <tr> <td data-bbox="1648 836 1732 868" style="text-align: right;"><b>TOTAL</b></td> <td data-bbox="1801 836 1822 868">\$</td> <td data-bbox="1885 836 1978 868">100,000</td> </tr> </tbody> </table>			PROJECT COMPONENTS (if applicable)	COST		1 Pickup Truck	60,000	\$ 60,000	Radios	\$	40,000	<b>TOTAL</b>	\$	100,000
PROJECT COMPONENTS (if applicable)	COST														
1 Pickup Truck	60,000	\$ 60,000													
Radios	\$	40,000													
<b>TOTAL</b>	\$	100,000													
<b>PROJECT JUSTIFICATION</b> Pickup truck-Replace high mileage vehicle. Radios-portable and two way radios.	<b>LOCATION</b>														

PROJECT FINANCING SUMMARY	Prior Years	2018	2019	2020	2021	2022	Total
---------------------------	-------------	------	------	------	------	------	-------

PROJECT EXPENDITURES							
PLANNING & DESIGN	\$0						\$0
ARCHITECTURAL SERVICES	\$0						\$0
PROPERTY ACQUISITION / SITE PREPARATION	\$0						\$0
CONSTRUCTION	\$0						\$0
INFO TECHNOLOGY / TELECOMMUNICATIONS	\$0						\$0
OFFICE FURNITURE / EQUIPMENT	\$0						\$0
CONTINGENCY	\$0						\$0
CAPITAL EQUIPMENT PURCHASE	\$0	\$100,000					\$100,000
<b>TOTAL EXPENDITURES</b>	\$0	\$100,000	\$0	\$0	\$0	\$0	\$100,000

PROJECT FUNDING							
PROPERTY TAX	\$0						\$0
DEBT	\$0	\$100,000					\$100,000
FEDERAL	\$0						\$0
STATE	\$0						\$0
CITY OF MADISON	\$0						\$0
OTHER	\$0						\$0
<b>TOTAL FUNDING</b>	\$0	\$100,000	\$0	\$0	\$0	\$0	\$100,000

ESTIMATED ANNUAL OPERATING COSTS		\$0	\$0	\$0	\$0	\$0	
----------------------------------	--	-----	-----	-----	-----	-----	--

88



# DANE COUNTY CAPITAL PROJECTS/EQUIPMENT DETAIL SHEET

AGENCY Public Works, Highway & Transportation	ORGANIZATION Fleet & Facilities	COMPLETED BY Jim Matzinger	PHONE 266-4040									
PROJECT TITLE Street Broom	PROJECT NO. 18-795-11	BEGIN DATE Apr-18	END DATE Dec-18									
PROJECT/EQUIPMENT DESCRIPTION (INCLUDE USEFUL LIFE FOR EQUIPMENT) Self Propelled Street Broom      Depreciable Life: 10 Years	<table border="1"> <thead> <tr> <th data-bbox="1081 443 1591 472">PROJECT COMPONENTS (if applicable)</th> <th colspan="2" data-bbox="1596 443 1992 472">COST</th> </tr> </thead> <tbody> <tr> <td data-bbox="1081 475 1591 505">1      Self Propelled Street Broom</td> <td data-bbox="1596 475 1791 505">60,000</td> <td data-bbox="1795 475 1992 505">\$      60,000</td> </tr> <tr> <td colspan="2" data-bbox="1596 833 1791 862" style="text-align: right;">TOTAL</td> <td data-bbox="1795 833 1992 862">\$      60,000</td> </tr> </tbody> </table>			PROJECT COMPONENTS (if applicable)	COST		1      Self Propelled Street Broom	60,000	\$      60,000	TOTAL		\$      60,000
PROJECT COMPONENTS (if applicable)	COST											
1      Self Propelled Street Broom	60,000	\$      60,000										
TOTAL		\$      60,000										
PROJECT JUSTIFICATION Broom-New equipment needed for roadway sweeping.	LOCATION											

89

PROJECT FINANCING SUMMARY	Prior Years	2018	2019	2020	2021	2022	Total
---------------------------	-------------	------	------	------	------	------	-------

PROJECT EXPENDITURES							
PLANNING & DESIGN	\$0						\$0
ARCHITECTURAL SERVICES	\$0						\$0
PROPERTY ACQUISITION / SITE PREPARATION	\$0						\$0
CONSTRUCTION	\$0						\$0
INFO TECHNOLOGY / TELECOMMUNICATIONS	\$0						\$0
OFFICE FURNITURE / EQUIPMENT	\$0						\$0
CONTINGENCY	\$0						\$0
CAPITAL EQUIPMENT PURCHASE	\$0	\$60,000					\$60,000
<b>TOTAL EXPENDITURES</b>	<b>\$0</b>	<b>\$60,000</b>	<b>\$0</b>	<b>\$0</b>	<b>\$0</b>	<b>\$0</b>	<b>\$60,000</b>

PROJECT FUNDING							
PROPERTY TAX	\$0						\$0
DEBT	\$0	\$60,000					\$60,000
FEDERAL	\$0						\$0
STATE	\$0						\$0
CITY OF MADISON	\$0						\$0
OTHER	\$0						\$0
<b>TOTAL FUNDING</b>	<b>\$0</b>	<b>\$60,000</b>	<b>\$0</b>	<b>\$0</b>	<b>\$0</b>	<b>\$0</b>	<b>\$60,000</b>

ESTIMATED ANNUAL OPERATING COSTS		\$0	\$0	\$0	\$0	\$0	
----------------------------------	--	-----	-----	-----	-----	-----	--

90

# DANE COUNTY CAPITAL PROJECTS/EQUIPMENT DETAIL SHEET

AGENCY Public Works, Highway & Transportation	ORGANIZATION Fleet & Facilities	COMPLETED BY Jim Matzinger		PHONE 266-4040									
PROJECT TITLE Emergency & Innovative Equipment		PROJECT NO. 18-795-12	BEGIN DATE Apr-18	END DATE Dec-18									
PROJECT/EQUIPMENT DESCRIPTION (INCLUDE USEFUL LIFE FOR EQUIPMENT) Emergency & Innovative Equipment		<table border="1"> <thead> <tr> <th data-bbox="1073 443 1583 472">PROJECT COMPONENTS (if applicable)</th> <th colspan="2" data-bbox="1583 443 1986 472">COST</th> </tr> </thead> <tbody> <tr> <td data-bbox="1073 472 1583 829">1 Emergency &amp; Innovative Equipment</td> <td data-bbox="1583 472 1787 829">50,000</td> <td data-bbox="1787 472 1986 829">\$ 50,000</td> </tr> <tr> <td data-bbox="1073 829 1583 867" style="text-align: right;">TOTAL</td> <td data-bbox="1583 829 1787 867">\$</td> <td data-bbox="1787 829 1986 867">50,000</td> </tr> </tbody> </table>			PROJECT COMPONENTS (if applicable)	COST		1 Emergency & Innovative Equipment	50,000	\$ 50,000	TOTAL	\$	50,000
PROJECT COMPONENTS (if applicable)	COST												
1 Emergency & Innovative Equipment	50,000	\$ 50,000											
TOTAL	\$	50,000											
PROJECT JUSTIFICATION This provides for unanticipated equipment needs, where efficiencies can be provided by innovations, or to fill needs in an emergency.		LOCATION											

91

PROJECT FINANCING SUMMARY	Prior Years	2018	2019	2020	2021	2022	Total
---------------------------	-------------	------	------	------	------	------	-------

PROJECT EXPENDITURES							
PLANNING & DESIGN	\$0						\$0
ARCHITECTURAL SERVICES	\$0						\$0
PROPERTY ACQUISITION / SITE PREPARATION	\$0						\$0
CONSTRUCTION	\$0						\$0
INFO TECHNOLOGY / TELECOMMUNICATIONS	\$0						\$0
OFFICE FURNITURE / EQUIPMENT	\$0						\$0
CONTINGENCY	\$0						\$0
CAPITAL EQUIPMENT PURCHASE	\$0	\$50,000					\$50,000
<b>TOTAL EXPENDITURES</b>	<b>\$0</b>	<b>\$50,000</b>	<b>\$0</b>	<b>\$0</b>	<b>\$0</b>	<b>\$0</b>	<b>\$50,000</b>

PROJECT FUNDING							
PROPERTY TAX	\$0						\$0
DEBT	\$0	\$50,000					\$50,000
FEDERAL	\$0						\$0
STATE	\$0						\$0
CITY OF MADISON	\$0						\$0
OTHER	\$0						\$0
<b>TOTAL FUNDING</b>	<b>\$0</b>	<b>\$50,000</b>	<b>\$0</b>	<b>\$0</b>	<b>\$0</b>	<b>\$0</b>	<b>\$50,000</b>

ESTIMATED ANNUAL OPERATING COSTS		\$0	\$0	\$0	\$0	\$0	
----------------------------------	--	-----	-----	-----	-----	-----	--

# DANE COUNTY CAPITAL PROJECTS/EQUIPMENT DETAIL SHEET

AGENCY Public Works, Highway & Transportation		ORGANIZATION Fleet & Facilities		COMPLETED BY Jim Matzinger		PHONE 266-4040	
PROJECT TITLE Madison CNG Conversion				PROJECT NO. 18-795-13		BEGIN DATE Apr-18	END DATE Dec-18
PROJECT/EQUIPMENT DESCRIPTION (INCLUDE USEFUL LIFE FOR EQUIPMENT) Madison CNG Conversion      Depeciable Life: 25 Years				PROJECT COMPONENTS (if applicable)		COST	
				1      Madison CNG Conversion		450,000	\$ 450,000
						TOTAL	\$ 450,000
PROJECT JUSTIFICATION This provides monitoring of CNG gas and high volume air circulation as needed.				LOCATION			

PROJECT FINANCING SUMMARY	Prior Years	2018	2019	2020	2021	2022	Total
---------------------------	-------------	------	------	------	------	------	-------

PROJECT EXPENDITURES							
PLANNING & DESIGN	\$0						\$0
ARCHITECTURAL SERVICES	\$0						\$0
PROPERTY ACQUISITION / SITE PREPARATION	\$0						\$0
CONSTRUCTION	\$0						\$0
INFO TECHNOLOGY / TELECOMMUNICATIONS	\$0						\$0
OFFICE FURNITURE / EQUIPMENT	\$0						\$0
CONTINGENCY	\$0						\$0
CAPITAL EQUIPMENT PURCHASE	\$0	\$450,000					\$450,000
<b>TOTAL EXPENDITURES</b>	<b>\$0</b>	<b>\$450,000</b>	<b>\$0</b>	<b>\$0</b>	<b>\$0</b>	<b>\$0</b>	<b>\$450,000</b>

PROJECT FUNDING							
PROPERTY TAX	\$0						\$0
DEBT	\$0	\$450,000					\$450,000
FEDERAL	\$0						\$0
STATE	\$0						\$0
CITY OF MADISON	\$0						\$0
OTHER	\$0						\$0
<b>TOTAL FUNDING</b>	<b>\$0</b>	<b>\$450,000</b>	<b>\$0</b>	<b>\$0</b>	<b>\$0</b>	<b>\$0</b>	<b>\$450,000</b>

ESTIMATED ANNUAL OPERATING COSTS		\$0	\$0	\$0	\$0	\$0	
----------------------------------	--	-----	-----	-----	-----	-----	--

94

# DANE COUNTY CAPITAL PROJECTS/EQUIPMENT DETAIL SHEET

<b>AGENCY</b> Public Works, Highway & Transportation	<b>ORGANIZATION</b> Fleet & Facilities	<b>COMPLETED BY</b> Jim Matzinger	<b>PHONE</b> 266-4040									
<b>PROJECT TITLE</b> Mt Horeb Building Improvements	<b>PROJECT NO.</b> 18-795-14	<b>BEGIN DATE</b> Apr-18	<b>END DATE</b> Dec-18									
<b>PROJECT/EQUIPMENT DESCRIPTION (INCLUDE USEFUL LIFE FOR EQUIPMENT)</b> Mt Horeb building improvements      Depeciable Life: 25 Years	<table border="1"> <thead> <tr> <th data-bbox="1073 440 1587 472">PROJECT COMPONENTS (if applicable)</th> <th colspan="2" data-bbox="1587 440 1986 472">COST</th> </tr> </thead> <tbody> <tr> <td data-bbox="1073 472 1587 829">1      Mt Horeb building improvements</td> <td data-bbox="1587 472 1787 505">204,000</td> <td data-bbox="1787 472 1986 505">\$      204,000</td> </tr> <tr> <td data-bbox="1073 829 1587 870" style="text-align: right;"><b>TOTAL</b></td> <td data-bbox="1587 829 1787 870"><b>\$</b></td> <td data-bbox="1787 829 1986 870"><b>204,000</b></td> </tr> </tbody> </table>			PROJECT COMPONENTS (if applicable)	COST		1      Mt Horeb building improvements	204,000	\$      204,000	<b>TOTAL</b>	<b>\$</b>	<b>204,000</b>
PROJECT COMPONENTS (if applicable)	COST											
1      Mt Horeb building improvements	204,000	\$      204,000										
<b>TOTAL</b>	<b>\$</b>	<b>204,000</b>										
<b>PROJECT JUSTIFICATION</b> Improve Mt Horeb building including sewer.	<b>LOCATION</b>											

95

PROJECT FINANCING SUMMARY	Prior Years	2018	2019	2020	2021	2022	Total
---------------------------	-------------	------	------	------	------	------	-------

PROJECT EXPENDITURES							
PLANNING & DESIGN	\$0						\$0
ARCHITECTURAL SERVICES	\$0						\$0
PROPERTY ACQUISITION / SITE PREPARATION	\$0						\$0
CONSTRUCTION	\$0						\$0
INFO TECHNOLOGY / TELECOMMUNICATIONS	\$0						\$0
OFFICE FURNITURE / EQUIPMENT	\$0						\$0
CONTINGENCY	\$0						\$0
CAPITAL EQUIPMENT PURCHASE	\$0	\$204,000					\$204,000
<b>TOTAL EXPENDITURES</b>	<b>\$0</b>	<b>\$204,000</b>	<b>\$0</b>	<b>\$0</b>	<b>\$0</b>	<b>\$0</b>	<b>\$204,000</b>

PROJECT FUNDING							
PROPERTY TAX	\$0						\$0
DEBT	\$0	\$204,000					\$204,000
FEDERAL	\$0						\$0
STATE	\$0						\$0
CITY OF MADISON	\$0						\$0
OTHER	\$0						\$0
<b>TOTAL FUNDING</b>	<b>\$0</b>	<b>\$204,000</b>	<b>\$0</b>	<b>\$0</b>	<b>\$0</b>	<b>\$0</b>	<b>\$204,000</b>

ESTIMATED ANNUAL OPERATING COSTS		\$0	\$0	\$0	\$0	\$0	
----------------------------------	--	-----	-----	-----	-----	-----	--

96



# DANE COUNTY CAPITAL PROJECTS/EQUIPMENT DETAIL SHEET

<b>AGENCY</b> Public Works, Highway & Transportation	<b>ORGANIZATION</b> Fleet & Facilities	<b>COMPLETED BY</b> Jim Matzinger		<b>PHONE</b> 266-4040									
<b>PROJECT TITLE</b> Springfield CNG Upgrade		<b>PROJECT NO.</b> 18-795-15	<b>BEGIN DATE</b> Apr-18	<b>END DATE</b> Dec-18									
<b>PROJECT/EQUIPMENT DESCRIPTION (INCLUDE USEFUL LIFE FOR EQUIPMENT)</b> Springfield CNG Upgrade		<table border="1"> <thead> <tr> <th data-bbox="1073 443 1583 472">PROJECT COMPONENTS (If applicable)</th> <th colspan="2" data-bbox="1583 443 1978 472">COST</th> </tr> </thead> <tbody> <tr> <td data-bbox="1073 472 1583 513">1 Springfield CNG Upgrade</td> <td data-bbox="1583 472 1782 513">130,000</td> <td data-bbox="1782 472 1978 513">\$ 130,000</td> </tr> <tr> <td colspan="2" data-bbox="1583 829 1782 870" style="text-align: right;"><b>TOTAL</b></td> <td data-bbox="1782 829 1978 870" style="text-align: right;"><b>\$ 130,000</b></td> </tr> </tbody> </table>			PROJECT COMPONENTS (If applicable)	COST		1 Springfield CNG Upgrade	130,000	\$ 130,000	<b>TOTAL</b>		<b>\$ 130,000</b>
PROJECT COMPONENTS (If applicable)	COST												
1 Springfield CNG Upgrade	130,000	\$ 130,000											
<b>TOTAL</b>		<b>\$ 130,000</b>											
<b>PROJECT JUSTIFICATION</b> This provides monitoring of CNG gas and high volume air circulation as needed.		<b>LOCATION</b>											

97

PROJECT FINANCING SUMMARY	Prior Years	2018	2019	2020	2021	2022	Total
---------------------------	-------------	------	------	------	------	------	-------

PROJECT EXPENDITURES							
PLANNING & DESIGN	\$0						\$0
ARCHITECTURAL SERVICES	\$0						\$0
PROPERTY ACQUISITION / SITE PREPARATION	\$0						\$0
CONSTRUCTION	\$0						\$0
INFO TECHNOLOGY / TELECOMMUNICATIONS	\$0						\$0
OFFICE FURNITURE / EQUIPMENT	\$0						\$0
CONTINGENCY	\$0						\$0
CAPITAL EQUIPMENT PURCHASE	\$0	\$130,000					\$130,000
<b>TOTAL EXPENDITURES</b>	<b>\$0</b>	<b>\$130,000</b>	<b>\$0</b>	<b>\$0</b>	<b>\$0</b>	<b>\$0</b>	<b>\$130,000</b>

PROJECT FUNDING							
PROPERTY TAX	\$0						\$0
DEBT	\$0	\$130,000					\$130,000
FEDERAL	\$0						\$0
STATE	\$0						\$0
CITY OF MADISON	\$0						\$0
OTHER	\$0						\$0
<b>TOTAL FUNDING</b>	<b>\$0</b>	<b>\$130,000</b>	<b>\$0</b>	<b>\$0</b>	<b>\$0</b>	<b>\$0</b>	<b>\$130,000</b>

ESTIMATED ANNUAL OPERATING COSTS		\$0	\$0	\$0	\$0	\$0	
----------------------------------	--	-----	-----	-----	-----	-----	--

# DANE COUNTY CAPITAL PROJECTS/EQUIPMENT DETAIL SHEET

<b>AGENCY</b> Public Works, Highway & Transportation	<b>ORGANIZATION</b> Fleet & Facilities	<b>COMPLETED BY</b> Jim Matzinger	<b>PHONE</b> 266-4040									
<b>PROJECT TITLE</b> York CNG Conversion	<b>PROJECT NO.</b> 18-795-16	<b>BEGIN DATE</b> Apr-18	<b>END DATE</b> Dec-18									
<b>PROJECT/EQUIPMENT DESCRIPTION (INCLUDE USEFUL LIFE FOR EQUIPMENT)</b> York CNG Conversion      Depeciable Life: 25 Years	<table border="1"> <thead> <tr> <th data-bbox="1079 448 1591 475">PROJECT COMPONENTS (if applicable)</th> <th colspan="2" data-bbox="1598 448 1990 475">COST</th> </tr> </thead> <tbody> <tr> <td data-bbox="1079 480 1591 508">1      York CNG Conversion</td> <td data-bbox="1598 480 1787 508">100,000</td> <td data-bbox="1793 480 1990 508">\$ 100,000</td> </tr> <tr> <td data-bbox="1079 837 1591 865" style="text-align: right;"><b>TOTAL</b></td> <td data-bbox="1598 837 1787 865"><b>\$</b></td> <td data-bbox="1793 837 1990 865"><b>100,000</b></td> </tr> </tbody> </table>			PROJECT COMPONENTS (if applicable)	COST		1      York CNG Conversion	100,000	\$ 100,000	<b>TOTAL</b>	<b>\$</b>	<b>100,000</b>
PROJECT COMPONENTS (if applicable)	COST											
1      York CNG Conversion	100,000	\$ 100,000										
<b>TOTAL</b>	<b>\$</b>	<b>100,000</b>										
<b>PROJECT JUSTIFICATION</b> This provides monitoring of CNG gas and high volume air circulation as needed.	<b>LOCATION</b>											

PROJECT FINANCING SUMMARY	Prior Years	2018	2019	2020	2021	2022	Total
---------------------------	-------------	------	------	------	------	------	-------

PROJECT EXPENDITURES							
PLANNING & DESIGN	\$0						\$0
ARCHITECTURAL SERVICES	\$0						\$0
PROPERTY ACQUISITION / SITE PREPARATION	\$0						\$0
CONSTRUCTION	\$0						\$0
INFO TECHNOLOGY / TELECOMMUNICATIONS	\$0						\$0
OFFICE FURNITURE / EQUIPMENT	\$0						\$0
CONTINGENCY	\$0						\$0
CAPITAL EQUIPMENT PURCHASE	\$0	\$100,000					\$100,000
<b>TOTAL EXPENDITURES</b>	\$0	\$100,000	\$0	\$0	\$0	\$0	\$100,000

PROJECT FUNDING							
PROPERTY TAX	\$0						\$0
DEBT	\$0	\$100,000					\$100,000
FEDERAL	\$0						\$0
STATE	\$0						\$0
CITY OF MADISON	\$0						\$0
OTHER	\$0						\$0
<b>TOTAL FUNDING</b>	\$0	\$100,000	\$0	\$0	\$0	\$0	\$100,000

ESTIMATED ANNUAL OPERATING COSTS		\$0	\$0	\$0	\$0	\$0	
----------------------------------	--	-----	-----	-----	-----	-----	--

100

# DANE COUNTY CAPITAL PROJECTS/EQUIPMENT DETAIL SHEET

<b>AGENCY</b> Public Works, Highway & Transportation	<b>ORGANIZATION</b> Fleet & Facilities	<b>COMPLETED BY</b> Jim Matzinger		<b>PHONE</b> 266-4040												
<b>PROJECT TITLE</b> Verona Salt Shed-Vehicle Storage		<b>PROJECT NO.</b> 18-795-17	<b>BEGIN DATE</b> Apr-18	<b>END DATE</b> Dec-18												
<b>PROJECT/EQUIPMENT DESCRIPTION (INCLUDE USEFUL LIFE FOR EQUIPMENT)</b> Add vehicle storage space to Verona salt shed. Depeciable Life: 25 Years		<table border="1"> <thead> <tr> <th colspan="2">PROJECT COMPONENTS (if applicable)</th> <th colspan="2">COST</th> </tr> </thead> <tbody> <tr> <td>1</td> <td>Verona salt shed-vehicle storage</td> <td>204,000</td> <td>\$ 204,000</td> </tr> <tr> <td colspan="2" style="text-align: right;"><b>TOTAL</b></td> <td><b>\$</b></td> <td><b>204,000</b></td> </tr> </tbody> </table>			PROJECT COMPONENTS (if applicable)		COST		1	Verona salt shed-vehicle storage	204,000	\$ 204,000	<b>TOTAL</b>		<b>\$</b>	<b>204,000</b>
PROJECT COMPONENTS (if applicable)		COST														
1	Verona salt shed-vehicle storage	204,000	\$ 204,000													
<b>TOTAL</b>		<b>\$</b>	<b>204,000</b>													
<b>PROJECT JUSTIFICATION</b> Provides storage for plow trucks to allow for quicker response to winter storms.		<b>LOCATION</b>														

PROJECT FINANCING SUMMARY	Prior Years	2018	2019	2020	2021	2022	Total
---------------------------	-------------	------	------	------	------	------	-------

PROJECT EXPENDITURES							
PLANNING & DESIGN	\$0						\$0
ARCHITECTURAL SERVICES	\$0						\$0
PROPERTY ACQUISITION / SITE PREPARATION	\$0						\$0
CONSTRUCTION	\$0						\$0
INFO TECHNOLOGY / TELECOMMUNICATIONS	\$0						\$0
OFFICE FURNITURE / EQUIPMENT	\$0						\$0
CONTINGENCY	\$0						\$0
CAPITAL EQUIPMENT PURCHASE	\$0	\$204,000					\$204,000
<b>TOTAL EXPENDITURES</b>	<b>\$0</b>	<b>\$204,000</b>	<b>\$0</b>	<b>\$0</b>	<b>\$0</b>	<b>\$0</b>	<b>\$204,000</b>

PROJECT FUNDING							
PROPERTY TAX	\$0						\$0
DEBT	\$0	\$204,000					\$204,000
FEDERAL	\$0						\$0
STATE	\$0						\$0
CITY OF MADISON	\$0						\$0
OTHER	\$0						\$0
<b>TOTAL FUNDING</b>	<b>\$0</b>	<b>\$204,000</b>	<b>\$0</b>	<b>\$0</b>	<b>\$0</b>	<b>\$0</b>	<b>\$204,000</b>

ESTIMATED ANNUAL OPERATING COSTS		\$0	\$0	\$0	\$0	\$0	
----------------------------------	--	-----	-----	-----	-----	-----	--

Budget Carryforward Request										
Dept:	Public Works, Highway & Transportation									
Program:	Fleet & Facilities									
				Expenditures		Revenues				
Org Code	Object Code	Revenue Source	Account Description	Budget as Modified	Estimated Carryforward	Budget as Modified	Estimated Carryforward	Type	Resolution Number	Justification/Comments
HWFLTFAC	5700C		CAPITALIZED FIXED ASSETS	(7,975,765)	(7,975,765)			Year to Year		Project may not be completed in 1 year
HWFLTFAC	57134		BRINE TRAILER	8,194	8,194			Year to Year		Year to Year
HWFLTFAC	57135		BROOMS FOR TRUCKS	30,000	30,000			Year to Year		Year to Year
HWFLTFAC	57150		CAR	35,000	35,000			Year to Year		Year to Year
HWFLTFAC	57309		CREW LEADER TRUCK	116,000	116,000			Year to Year		Year to Year
HWFLTFAC	57360		EAST SIDE GARAGE	2,208,793	2,208,793			Year to Year		Year to Year
HWFLTFAC	57473		FORKLIFT	30,000	30,000			Year to Year		Year to Year
HWFLTFAC	57548		GRADERS	25,047	25,047			Year to Year		Year to Year
HWFLTFAC	57768		LOWBOY TRAILER	67,180	67,180			Year to Year		Year to Year
HWFLTFAC	57925		MT HOREB ROOF	46,714	46,714			Year to Year		Year to Year
HWFLTFAC	57926		MT HOREB SEPTIC	20,000	20,000			Year to Year		Year to Year
HWFLTFAC	58010		PAINT TRUCK	450,000	450,000			Year to Year		Year to Year
HWFLTFAC	58011		PICKUP TRUCK	50,000	50,000			Year to Year		Year to Year
HWFLTFAC	58012		AIR COMPRESSOR	25,000	25,000			Year to Year		Year to Year
HWFLTFAC	58108		4 POST HYDRAULIC LIFTS	42,000	42,000			Year to Year		Year to Year
HWFLTFAC	58465		ROTARY MOWER	22,000	22,000			Year to Year		Year to Year
HWFLTFAC	58468		ROUTE OPTIMIZATION SOFTV	126,877	126,877			Year to Year		Year to Year
HWFLTFAC	58468		SALT CONVEYOR	120,000	120,000			Year to Year		Year to Year
HWFLTFAC	58685		STEEL WHEEL ROLLER	50	-			Year to Year		Year to Year
HWFLTFAC	58740		TAG TRAILER	100,000	100,000			Year to Year		Year to Year
HWFLTFAC	58827		TRACTOR BACKHOE	25,000	25,000			Year to Year		Year to Year
HWFLTFAC	58852		TRI AXLES TRUCKS	645,982	645,982			Year to Year		Year to Year
HWFLTFAC	58853		PATROL TRUCKS	3,103,952	3,103,952			Year to Year		Year to Year
HWFLTFAC	58854		DUMP TRUCKS	212,000	212,000			Year to Year		Year to Year
HWFLTFAC	58855		SIGN TRUCK	14,601	14,601			Year to Year		Year to Year
HWFLTFAC	58856		SMALL TRUCKS	65,000	65,000			Year to Year		Year to Year
HWFLTFAC	58858		LOADERS	135,000	135,000			Year to Year		Year to Year
HWFLTFAC	58859		TRUCK UPGRADE	112,128	112,128			Year to Year		Year to Year
HWFLTFAC	58864		OTHER-SMALL VEHICLES	31,906	31,906			Year to Year		Year to Year
HWFLTFAC	58865		MESSAGE BOARDS	10,520	10,520			Year to Year		Year to Year
HWFLTFAC	58866		EMERGENCY/REPLACEMENT	81,300	81,300			Year to Year		Year to Year
HWFLTFAC	58867		ELECTRIC TIMEKEEPING SYS	118,506	118,506			Year to Year		Year to Year
HWFLTFAC	58868		REMODEL CONFERENCE RO	68	-			Year to Year		Year to Year
HWFLTFAC	58869		VIOP PHONE SYSTEM	20,000	20,000			Year to Year		Year to Year
HWFLTFAC	58870		FUEL UPGRADE	10,755	10,755			Year to Year		Year to Year
HWFLTFAC	58871		ROOF TUCK POINT	121,190	121,190			Year to Year		Year to Year
HWFLTFAC	59197		EQUIPMENT STORAGE BLDG	490,000	490,000			Year to Year		Year to Year
TOTAL				744,998	744,880	-	-			

<b>Dept:</b> Public Works, Hwy & Transp.	71	<b>DANE COUNTY</b>	<b>Fund Name:</b> Highway Fund
<b>Prgm:</b> CTH Construction	612/00		<b>Fund No:</b> 4220

**Mission:**

To construct or perform reconstruction on the County Trunk Highway system when the existing pavement is in-poor condition and/or when there is excessive congestion, and to improve intersections when it is necessary to provide better traffic flow and/or improve safety.

**Description:**

The CTH Construction Program provides for the costs associated with the construction and/or reconstruction of the 542 miles (1,130 lane miles or 8,247,000 square yards of pavement) of the County Trunk Highway system. Projects include recycling old bituminous pavement, relaying of either concrete or bituminous pavement, shoulder paving, improving intersections, adding traffic signals, procuring right-of-way, and providing advanced engineering and environmental professional services.

	Actual 2016	Adopted 2017	2016 Carry Forward	Board Transfers	Budget As Modified	2017 YTD	Estimated 2017	Department Request
<b>PROGRAM EXPENDITURES</b>								
Personnel Costs	\$1,112,821	\$1,337,200	\$0	\$0	\$1,337,200	\$53,167	\$1,417,148	\$1,347,900
Operating Expenses	(\$1,112,821)	(\$1,315,800)	\$0	\$0	(\$1,315,800)	(\$73,323)	(\$1,417,150)	(\$1,347,900)
Contractual Services	\$0	\$0	\$0	\$0	\$0	\$0	\$0	\$0
Operating Capital	\$0	\$0	\$0	\$0	\$0	\$0	\$0	\$0
<b>TOTAL</b>	\$0	\$21,400	\$0	\$0	\$21,400	(\$20,156)	(\$2)	\$0
<b>PROGRAM REVENUE</b>								
Taxes	\$0	\$0	\$0	\$0	\$0	\$0	\$0	\$0
Intergovernmental Revenue	\$0	\$0	\$0	\$0	\$0	\$0	\$0	\$0
Licenses & Permits	\$0	\$0	\$0	\$0	\$0	\$0	\$0	\$0
Fines, Forfeits & Penalties	\$0	\$0	\$0	\$0	\$0	\$0	\$0	\$0
Public Charges for Services	\$0	\$0	\$0	\$0	\$0	\$0	\$0	\$0
Intergovernmental Charge for Services	\$0	\$0	\$0	\$0	\$0	\$0	\$0	\$0
Miscellaneous	\$0	\$0	\$0	\$0	\$0	\$0	\$0	\$0
Other Financing Sources	\$0	\$0	\$0	\$0	\$0	\$0	\$0	\$0
<b>TOTAL</b>	\$0	\$0	\$0	\$0	\$0	\$0	\$0	\$0
<b>GPR SUPPORT</b>	\$0	\$21,400			\$21,400			\$0
<b>F.T.E. STAFF</b>	17.000	17.000					17.000	17.000



Dept: Public Works, Hwy & Transp.		71		Fund Name: Highway Fund					
Prgm: CTH Construction		612/00		Fund No.: 4220					
DI#	2018 Base	Net Decision Items							2018 Requested Budget
		01	02	03	04	05	06	07	
<b>PROGRAM EXPENDITURES</b>									
Personnel Costs	\$1,347,900	\$0	\$0	\$0	\$0	\$0	\$0	\$0	\$1,347,900
Operating Expenses	(\$1,315,800)	(\$32,100)	\$0	\$0	\$0	\$0	\$0	\$0	(\$1,347,900)
Contractual Services	\$0	\$0	\$0	\$0	\$0	\$0	\$0	\$0	\$0
Operating Capital	\$0	\$0	\$0	\$0	\$0	\$0	\$0	\$0	\$0
<b>TOTAL</b>	<b>\$32,100</b>	<b>(\$32,100)</b>	<b>\$0</b>	<b>\$0</b>	<b>\$0</b>	<b>\$0</b>	<b>\$0</b>	<b>\$0</b>	<b>\$0</b>
<b>PROGRAM REVENUE</b>									
Taxes	\$0	\$0	\$0	\$0	\$0	\$0	\$0	\$0	\$0
Intergovernmental Revenue	\$0	\$0	\$0	\$0	\$0	\$0	\$0	\$0	\$0
Licenses & Permits	\$0	\$0	\$0	\$0	\$0	\$0	\$0	\$0	\$0
Fines, Forfeits & Penalties	\$0	\$0	\$0	\$0	\$0	\$0	\$0	\$0	\$0
Public Charges for Services	\$0	\$0	\$0	\$0	\$0	\$0	\$0	\$0	\$0
Intergovernmental Charge for Services	\$0	\$0	\$0	\$0	\$0	\$0	\$0	\$0	\$0
Miscellaneous	\$0	\$0	\$0	\$0	\$0	\$0	\$0	\$0	\$0
Other Financing Sources	\$0	\$0	\$0	\$0	\$0	\$0	\$0	\$0	\$0
<b>TOTAL</b>	<b>\$0</b>	<b>\$0</b>	<b>\$0</b>	<b>\$0</b>	<b>\$0</b>	<b>\$0</b>	<b>\$0</b>	<b>\$0</b>	<b>\$0</b>
<b>GPR SUPPORT</b>	<b>\$32,100</b>	<b>(\$32,100)</b>	<b>\$0</b>	<b>\$0</b>	<b>\$0</b>	<b>\$0</b>	<b>\$0</b>	<b>\$0</b>	<b>\$0</b>
<b>F.T.E. STAFF</b>	<b>17.000</b>	<b>0.000</b>	<b>0.000</b>	<b>0.000</b>	<b>0.000</b>	<b>0.000</b>	<b>0.000</b>	<b>0.000</b>	<b>17.000</b>

NARRATIVE INFORMATION ABOUT DECISION ITEMS SHOWN ABOVE			Expenditures	Revenue	GPR Support
<b>2018 BUDGET BASE</b>			\$32,100	\$0	\$32,100
DI #	PWHT-CNST-1	Construction Operating Expenses			
DEPT	Adjust budget offset to make the operating construction budget net to \$0.		(\$32,100)	\$0	(\$32,100)
EXEC					\$0
ADOPTED					\$0
NET DI # PWHT-CNST-1			(\$32,100)	\$0	(\$32,100)

<b>Dept:</b>	Public Works, Hwy & Transp.	71		<b>Fund Name:</b>	Highway Fund
<b>Prgm:</b>	CTH Construction	612/00		<b>Fund No.:</b>	4220

NARRATIVE INFORMATION ABOUT DECISION ITEMS SHOWN ON PREVIOUS PAGE			Expenditures	Revenue	GPR Support
DI #	PWHT-CNST-2	THERE IS NO DECISION ITEM	\$0	\$0	\$0
DEPT					
EXEC					\$0
ADOPTED					\$0
	NET DI #	PWHT-CNST-2	\$0	\$0	\$0

--	--	--	--	--	--

<b>2018 REQUESTED BUDGET</b>	\$0	\$0	\$0		
------------------------------	-----	-----	-----	--	--

DEPARTMENT Public Works, Hwy & Transp.  
PROGRAM CTH Construction

OPERATING BUDGET SUMMARY

PROGRAM SUMMARY	2016 ACTUAL	ADOPTED BUDGET 2017	2016 CARRYFORWRD	2017 COUNTY BOARD ACTIONS	CURRENT MODIFIED BUDGET	ACTUAL YTD	ESTIMATED TOTAL	TOTAL ESTIMATED CARRYFORWRD	AGENCY BASE
PERSONNEL COSTS	\$1,112,821	\$1,337,200	\$0	\$0	\$1,337,200	\$53,167	\$1,417,148	\$0	\$1,347,900
OPERATING EXPENSE	(\$1,112,821)	(\$1,315,800)	\$0	\$0	(\$1,315,800)	(\$73,323)	(\$1,417,150)	\$0	(\$1,315,800)
CONTRACTUAL SERVICES	\$0	\$0	\$0	\$0	\$0	\$0	\$0	\$0	\$0
OPERATING CAPITAL	\$0	\$0	\$0	\$0	\$0	\$0	\$0	\$0	\$0
TOTAL PROGRAM EXPENDITURES	\$0	\$21,400	\$0	\$0	\$21,400	(\$20,156)	(\$2)	\$0	\$32,100
LESS REVENUES									
TAXES	\$0	\$0	\$0	\$0	\$0	\$0	\$0	\$0	\$0
INTERGOVERNMENTAL REVENUE	\$0	\$0	\$0	\$0	\$0	\$0	\$0	\$0	\$0
LICENSES & PERMITS	\$0	\$0	\$0	\$0	\$0	\$0	\$0	\$0	\$0
FINES, FORFEITS & PENALTIES	\$0	\$0	\$0	\$0	\$0	\$0	\$0	\$0	\$0
PUBLIC CHARGE FOR SERVICE	\$0	\$0	\$0	\$0	\$0	\$0	\$0	\$0	\$0
INTERGOV'L CHARGES FOR SERVICE	\$0	\$0	\$0	\$0	\$0	\$0	\$0	\$0	\$0
MISCELLANEOUS	\$0	\$0	\$0	\$0	\$0	\$0	\$0	\$0	\$0
OTHER FINANCING SOURCES	\$0	\$0	\$0	\$0	\$0	\$0	\$0	\$0	\$0
TOTAL PROGRAM REVENUES	\$0	\$0	\$0	\$0	\$0	\$0	\$0	\$0	\$0
NET COST:	\$0	\$21,400	\$0	\$0	\$21,400	(\$20,156)	(\$2)	\$0	\$32,100

PROGRAM SUMMARY	AGENCY BASE	DECISION ITEM #1	DECISION ITEM #2	DECISION ITEM #3	DECISION ITEM #4	DECISION ITEM #5	DECISION ITEM #6	DECISION ITEM #7	AGENCY REQUEST
PERSONNEL COSTS	\$1,347,900	\$0	\$0	\$0	\$0	\$0	\$0	\$0	\$1,347,900
OPERATING EXPENSE	(\$1,315,800)	(\$32,100)	\$0	\$0	\$0	\$0	\$0	\$0	(\$1,347,900)
CONTRACTUAL SERVICES	\$0	\$0	\$0	\$0	\$0	\$0	\$0	\$0	\$0
OPERATING CAPITAL	\$0	\$0	\$0	\$0	\$0	\$0	\$0	\$0	\$0
TOTAL PROGRAM EXPENDITURES	\$32,100	(\$32,100)	\$0	\$0	\$0	\$0	\$0	\$0	\$0
LESS REVENUES									
TAXES	\$0	\$0	\$0	\$0	\$0	\$0	\$0	\$0	\$0
INTERGOVERNMENTAL REVENUE	\$0	\$0	\$0	\$0	\$0	\$0	\$0	\$0	\$0
LICENSES & PERMITS	\$0	\$0	\$0	\$0	\$0	\$0	\$0	\$0	\$0
FINES, FORFEITS & PENALTIES	\$0	\$0	\$0	\$0	\$0	\$0	\$0	\$0	\$0
PUBLIC CHARGE FOR SERVICE	\$0	\$0	\$0	\$0	\$0	\$0	\$0	\$0	\$0
INTERGOV'L CHARGES FOR SERVICE	\$0	\$0	\$0	\$0	\$0	\$0	\$0	\$0	\$0
MISCELLANEOUS	\$0	\$0	\$0	\$0	\$0	\$0	\$0	\$0	\$0
OTHER FINANCING SOURCES	\$0	\$0	\$0	\$0	\$0	\$0	\$0	\$0	\$0
TOTAL PROGRAM REVENUES	\$0	\$0	\$0	\$0	\$0	\$0	\$0	\$0	\$0
NET COST:	\$32,100	(\$32,100)	\$0	\$0	\$0	\$0	\$0	\$0	\$0

107

DEPARTMENT Public Works, Hwy & Transp.  
DIVISION CTH Construction

CAPITAL BUDGET SUMMARY

PROGRAM SUMMARY	2016 ACTUAL	ADOPTED BUDGET 2017	2016 CARRYFORWRD	2017 COUNTY BOARD ACTIONS	CURRENT MODIFIED BUDGET	ACTUAL YTD	ESTIMATED TOTAL	TOTAL ESTIMATED CARRYFORWRD	AGENCY BASE
CAPITAL EXPENDITURES - BORROW	\$6,476,462	\$18,736,000	\$17,404,173	\$150,000	\$36,290,173	\$385,186	\$36,140,175	\$0	\$0
CAPITAL EXPENDITURES - LEVY	\$0	\$0	\$0	\$0	\$0	\$0	\$0	\$0	\$0
TOTAL CAPITAL EXPENDITURES:	\$6,476,462	\$18,736,000	\$17,404,173	\$150,000	\$36,290,173	\$385,186	\$36,140,175	\$0	\$0
LESS REVENUES									
TAXES	\$0	\$0	\$0	\$0	\$0	\$0	\$0	\$0	\$0
INTERGOVERNMENTAL REVENUE	\$2,066,199	\$2,268,500	\$1,187,728	\$403,583	\$3,859,811	\$146,486	\$3,456,229	\$0	\$0
LICENSES & PERMITS	\$0	\$0	\$0	\$0	\$0	\$0	\$0	\$0	\$0
FINES, FORFEITS & PENALTIES	\$0	\$0	\$0	\$0	\$0	\$0	\$0	\$0	\$0
PUBLIC CHARGE FOR SERVICE	\$0	\$0	\$0	\$0	\$0	\$0	\$0	\$0	\$0
INTERGOV'L CHARGES FOR SERVICE	\$0	\$0	\$0	\$0	\$0	\$0	\$0	\$0	\$0
MISCELLANEOUS	\$5,598,500	\$16,467,500	\$11,660,000	(\$253,583)	\$27,873,917	\$0	\$28,127,500	\$0	\$0
OTHER FINANCING SOURCES	\$0	\$0	\$0	\$0	\$0	\$0	\$0	\$0	\$0
TOTAL PROGRAM REVENUES	\$7,664,699	\$18,736,000	\$12,847,728	\$150,000	\$31,733,728	\$146,486	\$31,583,729	\$0	\$0
NET COST (BORROWING & LEVY):	(\$1,188,237)	\$0	\$4,556,445	\$0	\$4,556,445	\$238,700	\$4,556,446	\$0	\$0

PROGRAM SUMMARY	AGENCY BASE	DECISION ITEM #1	DECISION ITEM #2	DECISION ITEM #3	DECISION ITEM #4	DECISION ITEM #5	DECISION ITEM #6	DECISION ITEM #7	AGENCY REQUEST
CAPITAL EXPENDITURES - BORROW	\$0	\$0	\$11,485,000	\$0	\$0	\$0	\$0	\$0	\$11,485,000
CAPITAL EXPENDITURES - LEVY	\$0	\$0	\$0	\$0	\$0	\$0	\$0	\$0	\$0
TOTAL CAPITAL EXPENDITURES:	\$0	\$0	\$11,485,000	\$0	\$0	\$0	\$0	\$0	\$11,485,000
LESS REVENUES									
TAXES	\$0	\$0	\$0	\$0	\$0	\$0	\$0	\$0	\$0
INTERGOVERNMENTAL REVENUE	\$0	\$0	\$860,000	\$0	\$0	\$0	\$0	\$0	\$860,000
LICENSES & PERMITS	\$0	\$0	\$0	\$0	\$0	\$0	\$0	\$0	\$0
FINES, FORFEITS & PENALTIES	\$0	\$0	\$0	\$0	\$0	\$0	\$0	\$0	\$0
PUBLIC CHARGE FOR SERVICE	\$0	\$0	\$0	\$0	\$0	\$0	\$0	\$0	\$0
INTERGOV'L CHARGES FOR SERVICE	\$0	\$0	\$0	\$0	\$0	\$0	\$0	\$0	\$0
MISCELLANEOUS	\$0	\$0	\$10,625,000	\$0	\$0	\$0	\$0	\$0	\$10,625,000
OTHER FINANCING SOURCES	\$0	\$0	\$0	\$0	\$0	\$0	\$0	\$0	\$0
TOTAL PROGRAM REVENUES	\$0	\$0	\$11,485,000	\$0	\$0	\$0	\$0	\$0	\$11,485,000
NET COST (BORROWING & LEVY):	\$0	\$0	\$0	\$0	\$0	\$0	\$0	\$0	\$0

108

OPERATING & CAPITAL BUDGET SUMMARY

PROGRAM SUMMARY	2016 ACTUAL	ADOPTED BUDGET 2017	2016 CARRYFORWRD	2017 COUNTY BOARD ACTIONS	CURRENT MODIFIED BUDGET	ACTUAL YTD	ESTIMATED TOTAL	TOTAL ESTIMATED CARRYFORWRD	AGENCY BASE
PERSONNEL COSTS	\$1,112,821	\$1,337,200	\$0	\$0	\$1,337,200	\$53,167	\$1,417,148	\$0	\$1,347,900
OPERATING EXPENSE	(\$1,112,821)	(\$1,315,800)	\$0	\$0	(\$1,315,800)	(\$73,323)	(\$1,417,150)	\$0	(\$1,315,800)
CONTRACTUAL SERVICES	\$0	\$0	\$0	\$0	\$0	\$0	\$0	\$0	\$0
OPERATING CAPITAL	\$0	\$0	\$0	\$0	\$0	\$0	\$0	\$0	\$0
CAPITAL EXPENDITURES - BORROW	\$6,476,462	\$18,736,000	\$17,404,173	\$150,000	\$36,290,173	\$385,186	\$36,140,175	\$0	\$0
CAPITAL EXPENDITURES - LEVY	\$0	\$0	\$0	\$0	\$0	\$0	\$0	\$0	\$0
<b>TOTAL PROGRAM EXPENDITURES</b>	<b>\$6,476,462</b>	<b>\$18,757,400</b>	<b>\$17,404,173</b>	<b>\$150,000</b>	<b>\$36,311,573</b>	<b>\$365,030</b>	<b>\$36,140,173</b>	<b>\$0</b>	<b>\$32,100</b>
<b>LESS REVENUES</b>									
TAXES	\$0	\$0	\$0	\$0	\$0	\$0	\$0	\$0	\$0
INTERGOVERNMENTAL REVENUE	\$2,066,199	\$2,268,500	\$1,187,728	\$403,583	\$3,859,811	\$146,486	\$3,456,229	\$0	\$0
LICENSES & PERMITS	\$0	\$0	\$0	\$0	\$0	\$0	\$0	\$0	\$0
FINES, FORFEITS & PENALTIES	\$0	\$0	\$0	\$0	\$0	\$0	\$0	\$0	\$0
PUBLIC CHARGE FOR SERVICE	\$0	\$0	\$0	\$0	\$0	\$0	\$0	\$0	\$0
INTERGOV'L CHARGES FOR SERVICE	\$0	\$0	\$0	\$0	\$0	\$0	\$0	\$0	\$0
MISCELLANEOUS	\$5,598,500	\$16,467,500	\$11,660,000	(\$253,583)	\$27,873,917	\$0	\$28,127,500	\$0	\$0
OTHER FINANCING SOURCES	\$0	\$0	\$0	\$0	\$0	\$0	\$0	\$0	\$0
<b>TOTAL PROGRAM REVENUES</b>	<b>\$7,664,699</b>	<b>\$18,736,000</b>	<b>\$12,847,728</b>	<b>\$150,000</b>	<b>\$31,733,728</b>	<b>\$146,486</b>	<b>\$31,583,729</b>	<b>\$0</b>	<b>\$0</b>
<b>NET COST:</b>	<b>(\$1,188,237)</b>	<b>\$21,400</b>	<b>\$4,556,445</b>	<b>\$0</b>	<b>\$4,577,845</b>	<b>\$218,544</b>	<b>\$4,556,444</b>	<b>\$0</b>	<b>\$32,100</b>

PROGRAM SUMMARY	AGENCY BASE	DECISION ITEM #1	DECISION ITEM #2	DECISION ITEM #3	DECISION ITEM #4	DECISION ITEM #5	DECISION ITEM #6	DECISION ITEM #7	AGENCY REQUEST
PERSONNEL COSTS	\$1,347,900	\$0	\$0	\$0	\$0	\$0	\$0	\$0	\$1,347,900
OPERATING EXPENSE	(\$1,315,800)	(\$32,100)	\$0	\$0	\$0	\$0	\$0	\$0	(\$1,347,900)
CONTRACTUAL SERVICES	\$0	\$0	\$0	\$0	\$0	\$0	\$0	\$0	\$0
OPERATING CAPITAL	\$0	\$0	\$0	\$0	\$0	\$0	\$0	\$0	\$0
CAPITAL EXPENDITURES - BORROW	\$0	\$0	\$11,485,000	\$0	\$0	\$0	\$0	\$0	\$11,485,000
CAPITAL EXPENDITURES - LEVY	\$0	\$0	\$0	\$0	\$0	\$0	\$0	\$0	\$0
<b>TOTAL PROGRAM EXPENDITURES</b>	<b>\$32,100</b>	<b>(\$32,100)</b>	<b>\$11,485,000</b>	<b>\$0</b>	<b>\$0</b>	<b>\$0</b>	<b>\$0</b>	<b>\$0</b>	<b>\$11,485,000</b>
<b>LESS REVENUES</b>									
TAXES	\$0	\$0	\$0	\$0	\$0	\$0	\$0	\$0	\$0
INTERGOVERNMENTAL REVENUE	\$0	\$0	\$860,000	\$0	\$0	\$0	\$0	\$0	\$860,000
LICENSES & PERMITS	\$0	\$0	\$0	\$0	\$0	\$0	\$0	\$0	\$0
FINES, FORFEITS & PENALTIES	\$0	\$0	\$0	\$0	\$0	\$0	\$0	\$0	\$0
PUBLIC CHARGE FOR SERVICE	\$0	\$0	\$0	\$0	\$0	\$0	\$0	\$0	\$0
INTERGOV'L CHARGES FOR SERVICE	\$0	\$0	\$0	\$0	\$0	\$0	\$0	\$0	\$0
MISCELLANEOUS	\$0	\$0	\$10,625,000	\$0	\$0	\$0	\$0	\$0	\$10,625,000
OTHER FINANCING SOURCES	\$0	\$0	\$0	\$0	\$0	\$0	\$0	\$0	\$0
<b>TOTAL PROGRAM REVENUES</b>	<b>\$0</b>	<b>\$0</b>	<b>\$11,485,000</b>	<b>\$0</b>	<b>\$0</b>	<b>\$0</b>	<b>\$0</b>	<b>\$0</b>	<b>\$11,485,000</b>
<b>NET COST:</b>	<b>\$32,100</b>	<b>(\$32,100)</b>	<b>\$0</b>	<b>\$0</b>	<b>\$0</b>	<b>\$0</b>	<b>\$0</b>	<b>\$0</b>	<b>\$0</b>

DEPARTMENT Public Works, Hwy & Transp.  
PROGRAM: CTH Construction

YR	ORG CODE	OBJECT	DESCRIPTION	C A P B D	ADOPTED BUDGET		2017 COUNTY BOARD ACTIONS	CURRENT MODIFIED BUDGET	ACTUAL EXPENDITURES YTD	ESTIMATED EXPENDITURES TOTAL	TOTAL ESTIMATED CARRYFORWARD	AGENCY BASE	
					2016 EXPENDITURES	2016 CARRYFORWARD							
18	HWCONCAP	57633	HIGHWAY CULVERT REPLACEMENTS	C	\$322,155	\$1,000,000	\$1,058	\$0	\$1,001,058	\$0	\$1,001,058	\$0	\$0
18	HWCONCAP	59021	CTH DD	C	\$0	\$0	\$0	\$210,000	\$0	\$0	\$210,000	\$0	\$0
18	HWCONCAP	59037	CTH DM-NVL TO MORRISONVILLE	C	\$0	\$1,100,000	\$0	\$0	\$1,100,000	\$19,286	\$1,100,000	\$0	\$0
18	HWCONCAP	59038	CTH MN-LAKE TO MARSH	C	\$0	\$205,000	\$0	\$0	\$205,000	\$0	\$205,000	\$0	\$0
18	HWCONCAP	59039	CTH MS-CAYUGA TO ALLEN	C	\$0	\$4,000,000	\$0	\$0	\$4,000,000	\$56,783	\$4,000,000	\$0	\$0
18	HWCONCAP	59040	CTH N-B EAST TO KOSHKONONG	C	\$0	\$1,050,000	\$0	\$0	\$1,050,000	\$761	\$1,050,000	\$0	\$0
18	HWCONCAP	59041	CTH O-BB NORTH	C	\$0	\$115,000	\$0	\$0	\$115,000	\$564	\$115,000	\$0	\$0
18	HWCONCAP	59042	CTH Y-AMENDA RD TO STH 78	C	\$0	\$1,900,000	\$0	\$0	\$1,900,000	\$0	\$1,900,000	\$0	\$0
18	HWCONCAP	59063	CTH MM-WOLFE ST WEST	C	\$39,500	\$0	\$12,875	\$0	\$12,875	\$0	\$12,875	\$0	\$0
18	HWCONCAP	59064	CTH CV-V TO VINBURN	C	\$652	\$820,000	\$52,848	\$0	\$872,848	\$0	\$872,848	\$0	\$0
18	HWCONCAP	59065	CTH D-CC TO M	C	\$279,856	\$0	\$145,144	\$0	\$145,144	\$0	\$145,144	\$0	\$0
18	HWCONCAP	59066	CTH F-WCOL TO CTH Z	C	\$212,167	\$0	\$187,833	\$0	\$187,833	\$0	\$187,833	\$0	\$0
18	HWCONCAP	59068	CTH MN-MARSH TO HOLSCHER RD	C	\$368,706	\$0	\$451,294	\$0	\$451,294	\$0	\$451,294	\$0	\$0
18	HWCONCAP	59069	CTH Q WOODLAND TO STH 19	C	\$0	\$500,000	\$100,000	\$0	\$600,000	\$385	\$600,000	\$0	\$0
18	HWCONCAP	59070	CTH T OAK PARK RD TO STH 19	C	\$0	\$0	\$625,000	\$0	\$625,000	\$0	\$625,000	\$0	\$0
18	HWCONCAP	59071	CTH Z-STH 78 TO USH 151	C	\$737,876	\$0	\$262,124	\$0	\$262,124	\$0	\$262,124	\$0	\$0
18	HWCONCAP	59072	CTH Z-BRIDGE & FLATS	C	\$536,871	\$0	\$113,129	\$0	\$113,129	\$0	\$113,129	\$0	\$0
18	HWCONCAP	59073	CTH CC WEST VIL LIMITS-RR OH	C	\$0	\$0	\$250,000	\$150,000	\$400,000	\$175	\$250,000	\$0	\$0
18	HWCONCAP	59086	CTH PD TO USH 18/151	C	\$0	\$0	\$21,938	\$0	\$21,938	\$0	\$21,938	\$0	\$0
18	HWCONCAP	59109	CTH BB-BW TO COTTAGE GROVE RD	C	\$0	\$0	\$73,529	(\$73,529)	\$0	\$0	\$0	\$0	\$0
18	HWCONCAP	59128	CTH BB-MONONA DR (BW-C GRV RD)	C	\$0	\$0	\$238,417	(\$238,416)	\$1	\$0	\$1	\$0	\$0
18	HWCONCAP	59138	CTH M-RR OVERHEAD BRIDGE FITCH	C	\$0	\$0	\$25,001	(\$25,001)	\$0	\$0	\$0	\$0	\$0
18	HWCONCAP	59139	CTH B-YAHARA RIVER BR PL SPRGS	C	\$0	\$0	\$18,491	(\$18,491)	\$0	\$0	\$0	\$0	\$0
18	HWCONCAP	59142	CTH B-BRIDGE DECK REHAB	C	\$0	\$0	\$13,659	(\$13,659)	\$0	\$0	\$0	\$0	\$0
18	HWCONCAP	59144	CTH M & S INTERSECTION/CORRIDR	C	\$6,759	\$0	\$0	\$0	\$0	\$0	\$0	\$0	\$0
18	HWCONCAP	59150	CTH D-WINGRA TO EMIL	C	\$0	\$0	\$411,500	(\$77,720)	\$333,780	\$0	\$333,780	\$0	\$0
18	HWCONCAP	59151	CTH D-CTH CC TO WHALEN	C	\$0	\$0	\$3,185	(\$3,184)	\$1	\$0	\$1	\$0	\$0
18	HWCONCAP	59152	CTH F-BOOTH BRIDGE	C	\$4,587	\$0	\$116,646	\$0	\$116,646	\$1,052	\$116,646	\$0	\$0
18	HWCONCAP	59156	CTH V BRIDGE W/ V DEFOREST	C	\$4,460	\$0	\$298,481	\$0	\$298,481	\$237,378	\$298,481	\$0	\$0
18	HWCONCAP	59157	CTH Y CULVERT	C	\$0	\$0	\$13,094	\$0	\$13,094	\$0	\$13,094	\$0	\$0
18	HWCONCAP	59162	CTH PB-SUN VALLEY TO CTH M	C	\$4	\$0	\$2,728	\$0	\$2,728	\$0	\$2,728	\$0	\$0
18	HWCONCAP	59163	CTH B-MAIN ST TO VILLAGE LIMIT	C	\$0	\$0	\$18,446	\$0	\$18,446	\$0	\$18,446	\$0	\$0
18	HWCONCAP	59165	CTH D-18/151 INTERSECTION	C	\$0	\$0	\$98,527	\$0	\$98,527	\$0	\$98,527	\$0	\$0
18	HWCONCAP	59167	CTH F-WENDT BRIDGE	C	\$0	\$0	\$338	\$0	\$338	\$0	\$338	\$0	\$0
18	HWCONCAP	59168	CTH KP-SPRING VALLEY BRIDGE	C	\$0	\$0	\$26,495	\$0	\$26,495	\$0	\$26,495	\$0	\$0
18	HWCONCAP	59171	CTH D-M TO WHALEN	C	\$0	\$0	\$235,606	\$0	\$235,606	\$0	\$235,606	\$0	\$0
18	HWCONCAP	59172	CTH F-DIVISION ST TO F NORTH	C	\$4,090	\$0	\$153,907	\$0	\$153,907	\$0	\$153,907	\$0	\$0
18	HWCONCAP	59173	CTH I-V TO DM	C	\$0	\$446,000	\$0	\$0	\$446,000	\$26,457	\$446,000	\$0	\$0
18	HWCONCAP	59174	CTH J-PD TO RILEY	C	\$0	\$0	\$21,485	\$0	\$21,485	\$0	\$21,485	\$0	\$0
18	HWCONCAP	59175	CTH M&S-VALLEY VIEW TO JUNCTIO	C	\$76,918	\$0	\$7,059	\$0	\$7,059	\$0	\$7,059	\$0	\$0
18	HWCONCAP	59176	CTH MS-ALLEN TO SHOREWOOD	C	\$0	\$0	\$9,700	\$0	\$9,700	\$0	\$9,700	\$0	\$0
18	HWCONCAP	59177	CTH M-VALLEY VIEW TO CROSS COU	C	\$267,366	\$2,000,000	\$6,745,126	\$0	\$8,745,126	\$0	\$8,745,126	\$0	\$0
18	HWCONCAP	59178	CTH PD-MAPLE GROVE TO M	C	\$347,465	\$300,000	\$2,719,535	\$450,000	\$3,469,535	\$385	\$3,469,535	\$0	\$0
18	HWCONCAP	59179	CTH P-PINE BLUFF TO 14	C	\$24,969	\$0	\$956,093	\$0	\$956,093	\$10,961	\$956,093	\$0	\$0
18	HWCONCAP	59180	CTH PD-NINE MOUND TO CTH M	C	\$139,101	\$0	\$60,899	\$0	\$60,899	\$0	\$60,899	\$0	\$0
18	HWCONCAP	59181	CTH S-P TO TIMBER	C	\$0	\$0	\$16,000	\$0	\$16,000	\$0	\$16,000	\$0	\$0
18	HWCONCAP	59182	CTH V-N TO V V NORTH	C	\$0	\$0	\$168,605	\$0	\$168,605	\$0	\$168,605	\$0	\$0
18	HWCONCAP	59184	CTH V V-USH 151 TO T	C	\$0	\$0	\$10,928	\$0	\$10,928	\$0	\$10,928	\$0	\$0
18	HWCONCAP	59185	CTH BW (USH 51-COLLINS CT)	C	\$0	\$0	\$68,359	\$0	\$68,359	\$0	\$68,359	\$0	\$0
18	HWCONCAP	59186	CTH MM-FITCHBURG	C	\$0	\$0	\$29,165	\$0	\$29,165	\$0	\$29,165	\$0	\$0
18	HWCONCAP	59187	ACCESS TO NEW GARAGE (LUDS LN)	C	\$186,934	\$0	\$0	\$0	\$0	\$0	\$0	\$0	\$0
18	HWCONCAP	59188	CTH A-VINEY BRIDGE	C	\$9,594	\$0	\$259,078	\$0	\$259,078	\$7,850	\$259,078	\$0	\$0
18	HWCONCAP	59189	CTH AB-YAHARA RIVER BRIDGE	C	\$7,163	\$0	\$246,904	\$0	\$246,904	\$682	\$246,904	\$0	\$0
18	HWCONCAP	59190	CTH C-STH 19 TO EGRE ROAD	C	\$2,726,180	\$0	\$1,287,140	\$0	\$1,287,140	\$3,057	\$1,287,140	\$0	\$0
18	HWCONCAP	59191	CTH N-RILEY BRIDGE	C	\$63,587	\$600,000	\$263,993	\$0	\$863,993	\$9,460	\$863,993	\$0	\$0
18	HWCONCAP	59192	CTH PB-BRIDGE (PAOLI)	C	\$64,269	\$0	\$308,342	\$0	\$308,342	\$6,249	\$308,342	\$0	\$0
18	HWCONCAP	59193	CTH PD-MCKEE W FITCHBURG	C	\$0	\$250,000	\$50,000	\$0	\$300,000	\$0	\$300,000	\$0	\$0
18	HWCONCAP	59194	CTH Q-CTH MS TO CTH M	C	\$34,601	\$0	\$183,657	\$0	\$183,657	\$0	\$183,657	\$0	\$0
18	HWCONCAP	59195	CTH V-URBAN SECTION E BRISTOL	C	\$128	\$0	\$0	\$0	\$0	\$0	\$0	\$0	\$0
18	HWCONCAP	59198	CTH A - CTH PB TO STH 92	C	\$0	\$1,250,000	\$0	\$0	\$1,250,000	\$1,281	\$1,250,000	\$0	\$0
18	HWCONCAP	59199	CTH N - RINDEN TO USH 12	C	\$0	\$800,000	\$0	\$0	\$800,000	\$800	\$800,000	\$0	\$0
18	HWCONCAP	59200	CTH T & TT (CTH N TO OAK PARK)	C	\$0	\$1,650,000	\$0	\$0	\$1,650,000	\$462	\$1,650,000	\$0	\$0
18	HWCONCAP	59991	CTH A (USH 51 TO EAST CO LINE)	C	\$0	\$750,000	\$0	(\$210,000)	\$540,000	\$1,160	\$750,000	\$0	\$0

110

DEPARTMENT Public Works, Hwy & Transp.  
PROGRAM: CTH Construction

YR	ORG CODE	OBJECT	DESCRIPTION	C A P B D	2016 EXPENDITURES	ADOPTED BUDGET 2017	2016 CARRYFORWARD	2017 COUNTY BOARD ACTIONS	CURRENT MODIFIED BUDGET	ACTUAL EXPENDITURES YTD	ESTIMATED EXPENDITURES TOTAL	TOTAL ESTIMATED CARRYFORWARD	AGENCY BASE
18	HWCONCAP	59998	CAPITAL BUDGET - CLOSED OUT	C	\$10,506	\$0	\$20,814	\$0	\$20,814	\$0	\$20,814	\$0	\$0
18	HWCONST	10009	SALARIES AND WAGES	C	\$590,994	\$745,600	\$0	\$0	\$745,600	\$27,594	\$800,695	\$0	\$747,200
18	HWCONST	10027	OVERTIME	C	\$23,825	\$5,000	\$0	\$0	\$5,000	\$665	\$5,182	\$0	\$5,000
18	HWCONST	12153	REALLOCATION-EMPLOYEE BENEFITS	C	\$498,003	\$586,600	\$0	\$0	\$586,600	\$24,908	\$611,271	\$0	\$595,700
18	HWCONST	20987	EQUIPMENT CHARGED OUT	C	\$724,322	\$700,000	\$0	\$0	\$700,000	\$22,973	\$700,000	\$0	\$700,000
18	HWCONST	21744	OFFSET- CAPITAL OUTLAY EXP.	C	(\$1,837,143)	(\$2,015,800)	\$0	\$0	(\$2,015,800)	(\$96,296)	(\$2,117,150)	\$0	(\$2,015,800)
18	HWCONCAP	57161	CTH A-CTH PB TO STH 69	C	\$0	\$0	\$0	\$0	\$0	\$0	\$0	\$0	\$0
18	HWCONCAP	57162	CTH H-78 NORTH TO 78 SOUTH	C	\$0	\$0	\$0	\$0	\$0	\$0	\$0	\$0	\$0
18	HWCONCAP	57163	CTH MM-GROVE ST TO NVL	C	\$0	\$0	\$0	\$0	\$0	\$0	\$0	\$0	\$0
18	HWCONCAP	57164	CTH MN-US 51 TO LONG ST	C	\$0	\$0	\$0	\$0	\$0	\$0	\$0	\$0	\$0
18	HWCONCAP	57253	CTH N-US 51 TO A	C	\$0	\$0	\$0	\$0	\$0	\$0	\$0	\$0	\$0
18	HWCONCAP	57254	CTH P-CROSS PLAINS NL TO K	C	\$0	\$0	\$0	\$0	\$0	\$0	\$0	\$0	\$0
18	HWCONCAP	57255	CTH P-US 14 TO NVL	C	\$0	\$0	\$0	\$0	\$0	\$0	\$0	\$0	\$0
18	HWCONCAP	27256	CTH PD-WOODS RD TO CTH M	C	\$0	\$0	\$0	\$0	\$0	\$0	\$0	\$0	\$0
18	HWCONCAP	57257	CTH PQ-US 12 TO WVW	C	\$0	\$0	\$0	\$0	\$0	\$0	\$0	\$0	\$0
18	HWCONCAP	57258	CTH Q-ONCKEN TO MEFFERT	C	\$0	\$0	\$0	\$0	\$0	\$0	\$0	\$0	\$0
18	HWCONCAP	57259	CTH S-TIMBER LN TO PLEASANT VW	C	\$0	\$0	\$0	\$0	\$0	\$0	\$0	\$0	\$0
18	HWCONCAP	57260	CTH V-TRAFFIC SIGNALS	C	\$0	\$0	\$0	\$0	\$0	\$0	\$0	\$0	\$0
<b>TOTAL EXPENDITURES</b>					<b>\$6,476,462</b>	<b>\$18,757,400</b>	<b>\$17,404,173</b>	<b>\$150,000</b>	<b>\$36,311,573</b>	<b>\$365,030</b>	<b>\$36,140,173</b>	<b>\$0</b>	<b>\$32,100</b>

111

DEPARTMENT Public Works, Hwy & Transp.  
PROGRAM: CTH Construction

YR	ORG CODE	OBJECT	DESCRIPTION	C A P B D	AGENCY BASE	DECISION ITEM #1	DECISION ITEM #2	DECISION ITEM #3	DECISION ITEM #4	DECISION ITEM #5	DECISION ITEM #6	DECISION ITEM #7	AGENCY REQUEST
18	HWCONCAP	57633	HIGHWAY CULVERT REPLACEMENTS	C	\$0								\$0
18	HWCONCAP	59021	CTH DD	C	\$0								\$0
18	HWCONCAP	59037	CTH DM-NVL TO MORRISONVILLE	C	\$0								\$0
18	HWCONCAP	59038	CTH MN-LAKE TO MARSH	C	\$0								\$0
18	HWCONCAP	59039	CTH MS-CAYUGA TO ALLEN	C	\$0								\$0
18	HWCONCAP	59040	CTH N-B EAST TO KOSHKONONG	C	\$0								\$0
18	HWCONCAP	59041	CTH O-BB NORTH	C	\$0								\$0
18	HWCONCAP	59042	CTH Y-AMENDA RD TO STH 78	C	\$0								\$0
18	HWCONCAP	59063	CTH MM-WOLFE ST WEST	C	\$0								\$0
18	HWCONCAP	59064	CTH CV-V TO VINBURN	C	\$0								\$0
18	HWCONCAP	59065	CTH D-CC TO M	C	\$0								\$0
18	HWCONCAP	59066	CTH F-WCOL TO CTH Z	C	\$0								\$0
18	HWCONCAP	59068	CTH MN-MARSH TO HOLSCHER RD	C	\$0								\$0
18	HWCONCAP	59069	CTH Q WOODLAND TO STH 19	C	\$0								\$0
18	HWCONCAP	59070	CTH T OAK PARK RD TO STH 19	C	\$0								\$0
18	HWCONCAP	59071	CTH Z-STH 78 TO USH 151	C	\$0								\$0
18	HWCONCAP	59072	CTH Z-BRIDGE & FLATS	C	\$0								\$0
18	HWCONCAP	59073	CTH CC WEST VIL LIMITS-RR OH	C	\$0								\$0
18	HWCONCAP	59086	CTH PD TO USH 18/151	C	\$0								\$0
18	HWCONCAP	59109	CTH BB-BW TO COTTAGE GROVE RD	C	\$0								\$0
18	HWCONCAP	59128	CTH BB-MONONA DR (BW-C GRV RD)	C	\$0								\$0
18	HWCONCAP	59138	CTH M-RR OVERHEAD BRIDGE FITCH	C	\$0								\$0
18	HWCONCAP	59139	CTH B-YAHARA RIVER BR PL SPRGS	C	\$0								\$0
18	HWCONCAP	59142	CTH B-BRIDGE DECK REHAB	C	\$0								\$0
18	HWCONCAP	59144	CTH M & S INTERSECTION/CORRIDR	C	\$0								\$0
18	HWCONCAP	59150	CTH D-WINGRA TO EMIL	C	\$0								\$0
18	HWCONCAP	59151	CTH D-CTH CC TO WHALEN	C	\$0								\$0
18	HWCONCAP	59152	CTH F-BOOTH BRIDGE	C	\$0								\$0
18	HWCONCAP	59156	CTH V BRIDGE W/ V DEFOREST	C	\$0								\$0
18	HWCONCAP	59157	CTH Y CULVERT	C	\$0								\$0
18	HWCONCAP	59162	CTH PB-SUN VALLEY TO CTH M	C	\$0								\$0
18	HWCONCAP	59163	CTH B-MAIN ST TO VILLAGE LIMIT	C	\$0								\$0
18	HWCONCAP	59165	CTH D-18/151 INTERSECTION	C	\$0								\$0
18	HWCONCAP	59167	CTH F-WENDT BRIDGE	C	\$0								\$0
18	HWCONCAP	59168	CTH KP-SPRING VALLEY BRIDGE	C	\$0								\$0
18	HWCONCAP	59171	CTH D-M TO WHALEN	C	\$0								\$0
18	HWCONCAP	59172	CTH F-DIVISION ST TO F NORTH	C	\$0								\$0
18	HWCONCAP	59173	CTH I-V TO DM	C	\$0								\$0
18	HWCONCAP	59174	CTH J-PD TO RILEY	C	\$0								\$0
18	HWCONCAP	59175	CTH M&S-VALLEY VIEW TO JUNCTIO	C	\$0								\$0
18	HWCONCAP	59176	CTH MS-ALLEN TO SHOREWOOD	C	\$0								\$0
18	HWCONCAP	59177	CTH M-VALLEY VIEW TO CROSS COU	C	\$0			\$4,000,000					\$4,000,000
18	HWCONCAP	59178	CTH PD-MAPLE GROVE TO M	C	\$0								\$0
18	HWCONCAP	59179	CTH P-PINE BLUFF TO 14	C	\$0								\$0
18	HWCONCAP	59180	CTH PD-NINE MOUND TO CTH M	C	\$0								\$0
18	HWCONCAP	59181	CTH S-P TO TIMBER	C	\$0								\$0
18	HWCONCAP	59182	CTH V-N TO V V NORTH	C	\$0								\$0
18	HWCONCAP	59184	CTH V V-USH 151 TO T	C	\$0								\$0
18	HWCONCAP	59185	CTH BW (USH 51-COLLINS CT)	C	\$0								\$0
18	HWCONCAP	59186	CTH MM-FITCHBURG	C	\$0								\$0
18	HWCONCAP	59187	ACCESS TO NEW GARAGE (LUDS LN)	C	\$0								\$0
18	HWCONCAP	59188	CTH A-VINEY BRIDGE	C	\$0								\$0
18	HWCONCAP	59189	CTH AB-YAHARA RIVER BRIDGE	C	\$0								\$0
18	HWCONCAP	59190	CTH C-STH 19 TO EGRE ROAD	C	\$0								\$0
18	HWCONCAP	59191	CTH N-RILEY BRIDGE	C	\$0								\$0
18	HWCONCAP	59192	CTH PB-BRIDGE (PAOLI)	C	\$0								\$0
18	HWCONCAP	59193	CTH PD-MCKEE W FITCHBURG	C	\$0								\$0
18	HWCONCAP	59194	CTH Q-CTH MS TO CTH M	C	\$0								\$0
18	HWCONCAP	59195	CTH V-URBAN SECTION E BRISTOL	C	\$0								\$0
18	HWCONCAP	59198	CTH A - CTH PB to STH 92	C	\$0								\$0
18	HWCONCAP	59199	CTH N - RINDEN TO USH 12	C	\$0								\$0
18	HWCONCAP	59200	CTH T & TT (CTH N TO OAK PARK)	C	\$0								\$0
18	HWCONCAP	59991	CTH A (USH 51 TO EAST CO LINE)	C	\$0								\$0

112



DEPARTMENT Public Works, Hwy & Transp.  
 PROGRAM: CTH Construction

YR	ORG CODE	OBJECT	DESCRIPTION	C A P B D	AGENCY BASE	DECISION ITEM #1	DECISION ITEM #2	DECISION ITEM #3	DECISION ITEM #4	DECISION ITEM #5	DECISION ITEM #6	DECISION ITEM #7	AGENCY REQUEST
18	HWCONCAP	59998	CAPITAL BUDGET - CLOSED OUT	C	\$0								\$0
18	HWCONST	10009	SALARIES AND WAGES		\$747,200								\$747,200
18	HWCONST	10027	OVERTIME		\$5,000								\$5,000
18	HWCONST	12153	REALLOCATION-EMPLOYEE BENEFITS		\$595,700								\$595,700
18	HWCONST	20987	EQUIPMENT CHARGED OUT		\$700,000								\$700,000
18	HWCONST	21744	OFFSET- CAPITAL OUTLAY EXP.		(\$2,015,800)	(\$32,100)							(\$2,047,900)
18	HWCONCAP	57161	CTH A-CTH PB TO STH 69	C	\$0		\$250,000						\$250,000
18	HWCONCAP	57162	CTH H-78 NORTH TO 78 SOUTH	C	\$0		\$900,000						\$900,000
18	HWCONCAP	57163	CTH MM-GROVE ST TO NVL	C	\$0		\$635,000						\$635,000
18	HWCONCAP	57164	CTH MN-US 51 TO LONG ST	C	\$0		\$200,000						\$200,000
18	HWCONCAP	57253	CTH N-US 51 TO A	C	\$0		\$350,000						\$350,000
18	HWCONCAP	57254	CTH P-CROSS PLAINS NL TO K	C	\$0		\$1,000,000						\$1,000,000
18	HWCONCAP	57255	CTH P-US 14 TO NVL	C	\$0		\$1,500,000						\$1,500,000
18	HWCONCAP	27256	CTH PD-WOODS RD TO CTH M	C	\$0		\$570,000						\$570,000
18	HWCONCAP	57257	CTH PQ-US 12 TO WWL	C	\$0		\$730,000						\$730,000
18	HWCONCAP	57258	CTH Q-ONCKEN TO MEFFERT	C	\$0		\$1,000,000						\$1,000,000
18	HWCONCAP	57259	CTH S-TIMBER LN TO PLEASANT VW	C	\$0		\$20,000						\$20,000
18	HWCONCAP	57260	CTH V-TRAFFIC SIGNALS	C	\$0		\$330,000						\$330,000
<b>TOTAL EXPENDITURES</b>					<b>\$32,100</b>	<b>(\$32,100)</b>	<b>\$11,485,000</b>	<b>\$0</b>	<b>\$0</b>	<b>\$0</b>	<b>\$0</b>	<b>\$0</b>	<b>\$11,485,000</b>

113

DEPARTMENT Public Works, Hwy & Transp.  
 PROGRAM: CTH Construction

YR	ORG CODE	OBJECT	DESCRIPTION	C A P B D	2016 REVENUES	ADOPTED BUDGET 2017	2016 CARRYFORWARD	2017 COUNTY BOARD ACTIONS	CURRENT MODIFIED BUDGET	ACTUAL REVENUES YTD	ESTIMATED REVENUES TOTAL	TOTAL ESTIMATED CARRYFORWARD	AGENCY BASE
18	HWCONCAP	80114	CTH CC FROM CTH MM/MAIN	C	\$0	\$0	\$0	\$200,000	\$200,000	\$0	\$0	\$0	\$0
18	HWCONCAP	80702	CTH MM-VILLAGE OF OREGON	C	\$95,453	\$0	\$0	\$0	\$0	\$0	\$0	\$0	\$0
18	HWCONCAP	80776	CHIP D 2009	C	\$965,139	\$268,500	\$297,969	\$203,583	\$770,052	\$0	\$566,469	\$0	\$0
18	HWCONCAP	80805	MUNI CTH V BRIDGE	C	\$0	\$0	\$6,000	\$0	\$6,000	\$0	\$6,000	\$0	\$0
18	HWCONCAP	80809	MUNI T/VERONA-CTH PB	C	\$0	\$0	\$43	\$0	\$43	\$0	\$43	\$0	\$0
18	HWCONCAP	80858	MUNI-SUN PR/WINDSOR/BURK-CTH	C	\$929,058	\$0	\$570,942	\$0	\$570,942	\$0	\$570,942	\$0	\$0
18	HWCONCAP	80859	MUNI-V/MARSHALL	C	\$0	\$0	\$150,000	\$0	\$150,000	\$0	\$150,000	\$0	\$0
18	HWCONCAP	80902	FEDERAL HSIP-CTH PB SUN VALLEY	C	\$76,549	\$0	\$0	\$0	\$0	\$0	\$0	\$0	\$0
18	HWCONCAP	80905	MUNI V/DEFOREST-CTH V	C	\$0	\$0	\$162,775	\$0	\$162,775	\$146,486	\$162,775	\$0	\$0
18	HWCONCAP	84974	BORROWING PROCEEDS	C	\$5,598,500	\$16,467,500	\$11,660,000	(\$253,583)	\$27,873,917	\$0	\$28,127,500	\$0	\$0
18	HWCONCAP	84977	MUNIS C/MIDDLETON CTH MS	C	\$0	\$2,000,000	\$0	\$0	\$2,000,000	\$0	\$2,000,000	\$0	\$0
18	HWCONCAP	80733	COUNTY HWY IMPROVEMENT PROGRAM	C	\$0	\$0	\$0	\$0	\$0	\$0	\$0	\$0	\$0
<b>TOTAL REVENUES</b>					<b>\$7,664,699</b>	<b>\$18,736,000</b>	<b>\$12,847,728</b>	<b>\$150,000</b>	<b>\$31,733,728</b>	<b>\$146,486</b>	<b>\$31,583,729</b>	<b>\$0</b>	<b>\$0</b>

114

DEPARTMENT Public Works, Hwy & Transp.  
 PROGRAM: CTH Construction

YR	ORG CODE	OBJECT	DESCRIPTION	C A P B D	AGENCY BASE	DECISION ITEM #1	DECISION ITEM #2	DECISION ITEM #3	DECISION ITEM #4	DECISION ITEM #5	DECISION ITEM #6	DECISION ITEM #7	AGENCY REQUEST
18	HWCONCAP	80114	CTH CC FROM CTH MM/MAIN	C	\$0								\$0
18	HWCONCAP	80702	CTH MM-VILLAGE OF OREGON	C	\$0								\$0
18	HWCONCAP	80776	CHIP D 2009	C	\$0								\$0
18	HWCONCAP	80805	MUNI CTH V BRIDGE	C	\$0								\$0
18	HWCONCAP	80809	MUNI T/VERONA-CTH PB	C	\$0								\$0
18	HWCONCAP	80858	MUNI-SUN PR/WINDSOR/BURK-CTH	C	\$0								\$0
18	HWCONCAP	80859	MUNI-V/MARSHALL	C	\$0								\$0
18	HWCONCAP	80902	FEDERAL HSIP-CTH PB SUN VALLEY	C	\$0								\$0
18	HWCONCAP	80905	MUNI V/DEFOREST-CTH V	C	\$0								\$0
18	HWCONCAP	84974	BORROWING PROCEEDS	C	\$0		\$10,625,000						\$10,625,000
18	HWCONCAP	84977	MUNIS C/MIDDLETON CTH MS	C	\$0								\$0
18	HWCONCAP	80733	COUNTY HWY IMPROVEMENT PROGRAM	C	\$0		\$860,000						\$860,000
<b>TOTAL REVENUES</b>					<b>\$0</b>	<b>\$0</b>	<b>\$11,485,000</b>	<b>\$0</b>	<b>\$0</b>	<b>\$0</b>	<b>\$0</b>	<b>\$0</b>	<b>\$11,485,000</b>

115

# DANE COUNTY BUDGET DECISION ITEM REQUEST

<b>1. DEPARTMENT</b> Public Works, Hwy & Transp.	<b>3. DEPT. NO.</b> 71	<b>5. FUND NAME</b> Highway Fund	<b>6. FUND NO.</b> 4220
<b>2. PROGRAM</b> CTH Construction	<b>4. PROGRAM NO.</b> 612/00		
<b>7. DECISION ITEM TITLE</b> Construction Operating Expenses		<b>8. BUDGETED POSITION CHANGES</b>	
<b>9. DECISION ITEM NUMBER</b> PWHT-CNST-1		POSITION#	TITLE
		# FTE	START DATE
<b>10. SHORT DESCRIPTION (for budget document--may not exceed 470 characters)</b> Adjust budget offset to make the operating construction budget net to \$0.			
		<b>TOTAL REQUESTED FTE CHANGE</b>	
<b>11. (a) EXPLANATION/JUSTIFICATION (please be specific)</b> Construction labor and equipment is included in capital projects, so it needs to be offset in the operating budget.		<b>12. OPERATING EXPENSES / REVENUE SUMMARY</b>	
		<b>REQUESTED EXPENDITURES</b>	
		PERSONNEL COSTS	\$0
		OPERATING EXPENSE	(\$32,100)
		CONTRACTUAL EXPENSE	\$0
		OPERATING OUTLAY	\$0
		TOTAL EXPENSE	(\$32,100)
		<b>RELATED REVENUES</b>	
		TAXES	\$0
		INTERGOVERNMENTAL REVENUE	\$0
LICENSES & PERMITS	\$0		
FINES, FORFEITS & PENALTIES	\$0		
PUBLIC CHARGES FOR SERVICES	\$0		
INTERGOVERNMENTAL CHARGE FOR SERVICES	\$0		
MISCELLANEOUS	\$0		
OTHER FINANCING SOURCES	\$0		
TOTAL REVENUE	\$0		
<b>NET COST TO COUNTY</b>	<b>(\$32,100)</b>		
<b>(b) What are the consequences of not funding this request?</b>			
<b>(c) What savings/productivity improvements will result from approval of this request?</b>			

**DANE COUNTY  
PROGRAM BUDGET  
NARRATIVE DATA FORM**

BLOCK 1 - Fund Name  
Highway Fund

BLOCK 2 - Fund Number  
4220

BLOCK 3 - Department Name  
Public Works, Hwy & Transp.

BLOCK 4 - Department Number  
71

BLOCK 5 - Program Name  
CTH Construction

BLOCK 6 - Division/Program Number  
612/00

BLOCK 7 - Mission  
To construct or perform reconstruction on the County Trunk Highway system when the existing pavement is in poor condition and/or when there is excessive congestion, and to improve intersections when it is necessary to provide better traffic flow and/or improve safety.

BLOCK 8 - Description  
The CTH Construction Program provides for the costs associated with the construction and/or reconstruction of the 542 miles (1,130 lane miles or 8,247,000 square yards of pavement) of the County Trunk Highway system. Projects include recycling old bituminous pavement, relaying of either concrete or bituminous pavement, shoulder paving, improving intersections, adding traffic signals, procuring right-of-way, and providing advanced engineering and environmental professional services.

BLOCK 9 - Program Objectives

BLOCK 10 - Program Staff - Show Total FTE's

Actual 2016	Budget 2017	Revised 2017	Base 2018	Budget 2018
17.00	17.00	17.00	17.00	17.00

Budget Carryforward Request											
Dept:	PUBLIC WORKS, HIGHWAY & TRANSPORTATION										
Program:	CAPITAL CONSTRUCTION										
				Expenditures		Revenues					
Org Code	Object Code	Revenue Source	Account Description	Budget as Modified	Estimated Carryforward	Budget as Modified	Estimated Carryforward	Type	Resolution Number	Justification/Comments	
HWCONCAP	57633		CULVERT REPLACEMENT PROGRAM	1,001,057.89	1,001,057.89						Multi-year project.
HWCONCAP	59021		CTH DD	210,000.00	210,000.00						Multi-year project.
HWCONCAP	59037		CTH DMB - NVL TO MORRI	1,100,000.00	1,100,000.00						Multi-year project.
HWCONCAP	59038		CTH MN - LAKE TO MARS	240,000.00	240,000.00						Multi-year project.
HWCONCAP	59039		CTH MS - CAYUGA TO AL	4,000,000.00	4,000,000.00						Multi-year project.
HWCONCAP	59040		CULVERT REPLACEMENT PROGRAM	1,050,000.00	1,050,000.00						Multi-year project.
HWCONCAP	59041		CULVERT REPLACEMENT PROGRAM	115,000.00	115,000.00						Multi-year project.
HWCONCAP	59042		CULVERT REPLACEMENT PROGRAM	1,900,000.00	1,900,000.00						Multi-year project.
HWCONCAP	59063		CTH MM - WOLFE ST	12,875.21	12,875.21						Multi-year project.
HWCONCAP	59064		CTH CV - V TO VINBURN	872,848.23	872,848.23						Multi-year project.
HWCONCAP	59065		CTH D - CC TO M	145,143.79	145,143.79						Multi-year project.
HWCONCAP	59066		CTH F - WCOL TO Z	187,833.10	187,833.10						Multi-year project.
HWCONCAP	59068		CTH MN - MARSH TO HOSCHER	416,294.06	416,294.06						Multi-year project.
HWCONCAP	59069		CTH Q - WOODLAND TO 19	600,000.00	600,000.00						Multi-year project.
HWCONCAP	59070		CTH T - OAK PARK RD TO 19	625,000.00	625,000.00						Multi-year project.
HWCONCAP	59071		CTH Z - 78 TO 151	262,123.53	262,123.53						Multi-year project.
HWCONCAP	59072		CTH Z - BRIDGE & FLATS	113,128.57	113,128.57						Multi-year project.
HWCONCAP	59073		CTH CC - VWL TO RR	400,000.00	400,000.00						Multi-year project.
HWCONCAP	59086		CTH PD - FISH HATCHERY TO 151	21,937.92	21,937.92						Multi-year project.
HWCONCAP	59109		CTH BB - BW TO COTTAGE GROVE	0.02	-						Multi-year project.
HWCONCAP	59128		CTH BB - MONONA DR	0.89	-						Multi-year project.
HWCONCAP	59139		CTH B - YAHARA BR TO PL SPRINGS	0.21	-						Multi-year project.
HWCONCAP	59142		CTH B - BRIDGE DECK	0.20	-						Multi-year project.
HWCONCAP	59150		CTH D - WINGRA TO EMIL	333,779.62	333,779.62						Multi-year project.
HWCONCAP	59151		CTH D - CC TO WHALEN	0.55	-						Multi-year project.
HWCONCAP	59152		CTH F - BOOTH BRIDGE	116,646.44	116,646.44						Multi-year project.
HWCONCAP	59156		CTH V - BRIDGE	298,480.59	298,480.59						Multi-year project.
HWCONCAP	59157		CTH Y - CULVERT	13,093.67	13,093.67						Multi-year project.
HWCONCAP	59162		CTH PB - S	2,727.78	2,727.78						Multi-year project.
HWCONCAP	59165		CTH D - INTERCHANGE WITH 18/151	49,500.68	49,500.68						Multi-year project.
HWCONCAP	59171		CTH D - CTH M TO WHALEN	235,606.29	235,606.29						Multi-year project.
HWCONCAP	59172		CTH F - DIVISION TO F NORTH	153,906.51	153,906.51						Multi-year project.
HWCONCAP	59173		CTH I - V TO DM	446,000.00	446,000.00						Multi-year project.
HWCONCAP	59175		CTH M&S - VALLEY VIEW TO JUNCTION	34,659.00	34,659.00						Multi-year project.
HWCONCAP	59177		CTH M - VALLEY VIEW TO CROSS COUNTRY	8,745,125.85	8,745,125.85						Multi-year project.
HWCONCAP	59178		CTH PD - MAPLE GROVE TO M	3,635,784.42	3,635,784.42						Multi-year project.
HWCONCAP	59179		CTH P - PINE BLUFF TO 14	956,093.30	956,093.30						Multi-year project.
HWCONCAP	59180		CTH PD - NINE MOUND TO M	60,899.05	60,899.05						Multi-year project.
HWCONCAP	59181		CTH S - P TO TIMBER	16,000.00	16,000.00						Multi-year project.
HWCONCAP	59182		CTH V - N TO EAST BRISTOL	168,604.50	168,604.50						Multi-year project.
HWCONCAP	59184		CTH V V - 151 TO T	10,927.56	10,927.56						Multi-year project.
HWCONCAP	59185		CTH BW - USH 51 TO COLLINS	0.13	-						Multi-year project.
HWCONCAP	59186		CTH MM - FITCHBURG	29,165.00	29,165.00						Multi-year project.
HWCONCAP	59188		CTH A - VINEY BRIDGE	259,078.23	259,078.23						Multi-year project.
HWCONCAP	59189		CTH AB - YAHARA BRIDGE	246,903.78	246,903.78						Multi-year project.
HWCONCAP	59190		CTH C - EGRE TO 19	1,287,140.45	1,287,140.45						Multi-year project.
HWCONCAP	59191		CTH N - RILEY BRIDGE	863,993.24	863,993.24						Multi-year project.
HWCONCAP	59192		CTH PB - PAOLI BRIDGE	308,341.60	308,341.60						Multi-year project.
HWCONCAP	59193		CTH PD - MCKEE	300,000.00	300,000.00						Multi-year project.
HWCONCAP	59194		CTH Q - MS TO M	183,657.05	183,657.05						Multi-year project.
HWCONCAP	59198		CTH A - PB TO S	1,250,000.00	1,250,000.00						Multi-year project.
HWCONCAP	59199		CTH N - RINDEN	800,000.00	800,000.00						Multi-year project.

Org Code	Object Code	Revenue Source	Account Description	Budget as Modified	Estimated Carryforward	Budget as Modified	Estimated Carryforward	Type	Resolution Number	Justification/Comments
HWCONCAP	59200		CTH T & TT	1,650,000.00	1,650,000.00					Multi-year project.
HWCONCAP	59991		CTH A - 51	540,000.00	540,000.00					Multi-year project.
HWCONCAP	59998		RESERVE-CLOSED CAPITAL PROJECTS	20,813.80	20,813.80					Multi-year project.
HWCONCAP	80114		CTH CC			-200,000.00	-200,000.00			Multi-year project.
HWCONCAP	80776		CHIP			-770,051.58	-770,051.58			Multi-year project.
HWCONCAP	80805		MUNI - CTH V BRIDGE			-6,000.00	-6,000.00			Multi-year project.
HWCONCAP	80809		MUNI - CTH			-42.60	0.00			Multi-year project.
HWCONCAP	80858		MUNI - SUN PRAIRIE			-570,941.92	-570,941.92			Multi-year project.
HWCONCAP	80859		MUNI - MARSHALL			-150,000.00	-150,000.00			Multi-year project.
HWCONCAP	80905		MUNI - CTH V BRIDGE			-162,774.63	-162,774.63			Multi-year project.
HWCONCAP	80906		MUNI - CTH V			-50,000.00	-50,000.00			Multi-year project.
HWCONCAP	84974		BORROWING PROCEEDS			-27,873,917.00	-27,873,917.00			Multi-year project.
HWCONCAP	84977		MUNI - MIDDLETON			-2,000,000.00	-2,000,000.00			Multi-year project.
TOTAL				36,290,172.71	36,290,170.71	-31,783,727.73	-31,783,685.13			

# DANE COUNTY CAPITAL PROJECTS 5-YEAR SUMMARY

Dept: Highway & Transportation					Gerald J. Mandli							
Priority by Year	Org	Object	CAPPROJ Filename	Project Title	Project Number	Prior Years	2018	2019	2020	2021	2022	Total Project Cost
	HWCONCAP		14-795-08 CTH A	CTH A (CTH PB to STH 69)	14-795-08		\$ 250,000					\$ 250,000
	HWCONCAP	59188	14-795-01 CTH A	CTH A (Viney Bridge)	14-795-01	\$ 238,000	BORROW/CONSTRUCTION IN 2018					\$ 238,000
	HWCONCAP	59189	14-795-02 CTH A	CTH AB (Yahara River Bridge)	14-795-02	\$ 225,000	BORROW/CONSTRUCTION IN 2019					\$ 225,000
	HWCONCAP		12-795-10 CTH H	CTH H (STH 78 south to STH 78 north) <b>CHIP \$250,000</b>	12-795-10		\$ 900,000					\$ 900,000
	HWCONCAP	59177	13-795-05 CTH N	CTH M (Valley View to Cross Country) w/ CMadison & CVerona	13-795-05	\$ 8,605,000	\$ 4,000,000	BORROW/CONSTRUCTION IN 2018/2019				\$ 12,605,000
	HWCONCAP		16-795-01 CTH N	CTH MM (Grove St to North Village Limits) w/ Village of Oregon	16-795-01		\$ 635,000					\$ 635,000
	HWCONCAP		16-795-04 CTH N	CTH MN (US 51 to Long St) w/ Village of McFarland	16-795-04		\$ 200,000					\$ 200,000
	HWCONCAP	NEW	18-795-02 CTH N	CTH N (USH 51 to CTH A) w/ City of Stoughton	18-795-02		\$ 350,000					\$ 350,000
	HWCONCAP		07-795-04 CTH P	CTH P (Cross Plains N.L. to CTH K) <b>CHIP \$310,000</b>	07-795-04		\$ 1,000,000					\$ 1,000,000
	HWCONCAP		13-795-10 CTH P	CTH P (USH 14 to North Vill Limits) w/ Village of Cross Plains	13-795-10		\$ 1,500,000					\$ 1,500,000
	HWCONCAP	59192	15-795-09 CTH P	CTH PB Bridge (Paoli) w/ TMontrose	15-795-09	\$ 225,000	BORROW/CONSTRUCTION IN 2018					\$ 225,000
	HWCONCAP	NEW	18-795-01 CTH P	CTH PD (Woods Rd to CTH M) w/ City of Verona	18-795-01		\$ 570,000					\$ 570,000
	HWCONCAP		13-795-07 CTH P	CTH PQ (USH 12 to WVL) w/ Village of Cambridge	13-795-07		\$ 730,000					\$ 730,000
	HWCONCAP		14-795-07 CTH Q	CTH Q (Oncken to Meffert) <b>CHIP \$300,000</b>	14-795-07		\$ 1,000,000					\$ 1,000,000
	HWCONCAP		11-795-04 CTH S	CTH S (Timber Ln to Pleasant View) incl. Pioneer Rd Inter w/ TMiddleton	11-795-04		\$ 20,000	\$ 2,300,000				\$ 2,320,000
	HWCONCAP	NEW	18-795-03 CTH V	CTH V (Traffic Signals) w/ Village of DeForest	18-795-03		\$ 330,000					\$ 330,000
	HWCONCAP		10-795-09 CTH C	CTH CV (STH 19 to Vinburn) w/ VWindsor	10-795-09			\$ 1,100,000				\$ 1,100,000
	HWCONCAP		17-795-03 CTH D	CTH DM (Morrisonville to NCL) w/ VWindsor	17-795-03			\$ 850,000				\$ 850,000
	HWCONCAP		16-795-03 CTH N	CTH MM (Wolfe St to Spring St) w/ Village of Oregon	16-795-03			\$ 400,000				\$ 400,000
	HWCONCAP		18-795-04 CTH P	CTH P (CTH K to USH 12)	18-795-04			\$ 1,000,000				\$ 1,000,000
	HWCONCAP	59181	07-795-03 CTH S	CTH S (CTH P to Timber)	07-795-03			\$ 1,500,000				\$ 1,500,000
	HWCONCAP		18-795-08 CTH V	CTH V (Snowy Owl Ct to Windsor EVL)	18-795-08			\$ 1,000,000				\$ 1,000,000
	HWCONCAP		14-795-06 CTH V	CTH V (CTH CV to Nelson) w/ Village of DeForest	14-795-06			\$ 30,000	\$ 420,000			\$ 450,000
	HWCONCAP		18-795-12 CTH V	CTH V (Stevenson St to Halsor St) w/ Village of Deforest	18-795-12			\$ 45,000	\$ 600,000			\$ 645,000
	HWCONCAP		18-795-13 CTH V	CTH V (Trailside Dr to CTH CV) w/ Village of Deforest	18-795-13			\$ 60,000	\$ 820,000			\$ 880,000
	HWCONCAP		12-795-08 CTH Y	CTH Y (USH 12 to CTH KP)	12-795-08			\$ 200,000				\$ 200,000
	HWCONCAP		16-795-05 CTH B	CTH B (CTH N - Tower Dr)	16-795-05				\$ 1,176,000			\$ 1,176,000
	HWCONCAP		16-795-06 CTH B	CTH B (Tower Dr - CTH W)	16-795-06				\$ 780,000			\$ 780,000

120



Priority by Year	Org	Object	CAPPROJ	Project Title	Project Number	Prior Years	2018	2019	2020	2021	2022	Total Project Cost
			Filename									
	HWCONCAP		16-795-07 CTH B	CTH BB (Amnicon Tr to Damascus Tr)	16-795-07				\$ 1,312,000			\$ 1,312,000
	HWCONCAP		17-795-07 CTH C	CTH CV (Fieldstone to USH 51)	17-795-07				\$ 600,000			\$ 600,000
	HWCONCAP		17-795-04 CTH F	CTH FF (WCOL to CTH F)	17-795-04				\$ 200,000			\$ 200,000
	HWCONCAP		16-795-08 CTH J	CTH JJ (CTH J to STH 78)	16-795-08				\$ 680,000			\$ 680,000
	HWCONCAP		18-795-10 CTH M	CTH MN (Holscher Rd to CTH AB) w/ Village of McFarland	18-795-10				\$ 750,000			\$ 750,000
	HWCONCAP		18-795-05 CTH C	CTH Q (CTH M to Oncken) w/ City of Middleton	18-795-05				\$ 2,300,000			\$ 2,300,000
	HWCONCAP		15-795-06 CTH T	CTH T (Roundabout to CTH TT - Seminary Springs)	15-795-06				\$ 1,200,000			\$ 1,200,000
	HWCONCAP		15-795-07 CTH T	CTH TT (CTH T to CTH N)	15-795-07				\$ 1,200,000			\$ 1,200,000
	HWCONCAP		17-795-06 CTH U	CTH U (CTH A to STH 92)	17-795-06				\$ 450,000			\$ 450,000
	HWCONCAP		17-795-05 CTH U	CTH U (SCOL to CTH A)	17-795-05				\$ 570,000			\$ 570,000
	HWCONCAP		18-795-09 CTH Y	CTH Y (USH 14 to 4th St) w/ Village of Mazomanie	18-795-09				\$ 225,000			\$ 225,000
	HWCONCAP		17-795-11 CTH A	CTH AB (CTH MN to USH 12)	17-795-11					\$ 700,000		\$ 700,000
	HWCONCAP		15-795-02 CTH A	CTH AB (Luds Lane to Femrite)	15-795-02					\$ 350,000		\$ 350,000
	HWCONCAP		14-795-09 CTH B	CTH BN (CTH B to Koshkonong)	14-795-09					\$ 370,000		\$ 370,000
	HWCONCAP	59132	17-795-10 CTH B	CTH BN (Koshkonong to USH 12)	17-795-10					\$ 450,000		\$ 450,000
	HWCONCAP		17-795-12 CTH C	CTH CC (Ash St to Oregon WV) w/ Village of Oregon	17-795-12					\$ 275,000		\$ 275,000
	HWCONCAP		17-795-08 CTH I	CTH I (STH 19 to CTH V)	17-795-08					\$ 965,000		\$ 965,000
	HWCONCAP		10-795-10 CTH K	CTH KP (USH 14 to STH 19)	10-795-10					\$ 700,000		\$ 700,000
	HWCONCAP		17-795-09 CTH M	CTH MM (USH 14 to McCoy)	17-795-09					\$ 1,300,000		\$ 1,300,000
	HWCONCAP		17-795-02 CTH C	CTH CC (CTH D to Oregon WL)	17-795-02						\$ 1,750,000	\$ 1,750,000
	HWCONCAP		18-795-11 CTH M	CTH MM (Janesville St to Oregon SVL) w/ Village of Oregon	18-795-11						\$ 400,000	\$ 400,000
	HWCONCAP		18-795-06 CTH M	CTH M (CMiddleton East Limits to Allen Blvd) w/ CMiddleton	18-795-06						\$ 750,000	\$ 750,000
	HWCONCAP		18-795-07 CTH M	CTH M (Allen Blvd to Parmenter St) w/ CMiddleton	18-795-07						\$ 750,000	\$ 750,000
				<b>SUB-TOTAL HIGHWAY BORROWING</b>		\$ 9,293,000	\$ 11,485,000	\$ 8,485,000	\$ 13,283,000	\$ 5,110,000	\$ 3,650,000	\$ 51,306,000
				PROJECTS BUDGETED IN PRIOR YEARS		\$ (9,293,000)	\$ 9,068,000	\$ 4,225,000				\$ 4,000,000
				PROJECTS BORROWED IN FUTURE YEARS		\$ -	\$ (4,000,000)	\$ -				\$ (4,000,000)
				<b>TOTAL HIGHWAY BORROWING</b>		\$ -	\$ 16,553,000	\$ 12,710,000	\$ 13,283,000	\$ 5,110,000	\$ 3,650,000	\$ 51,306,000

121



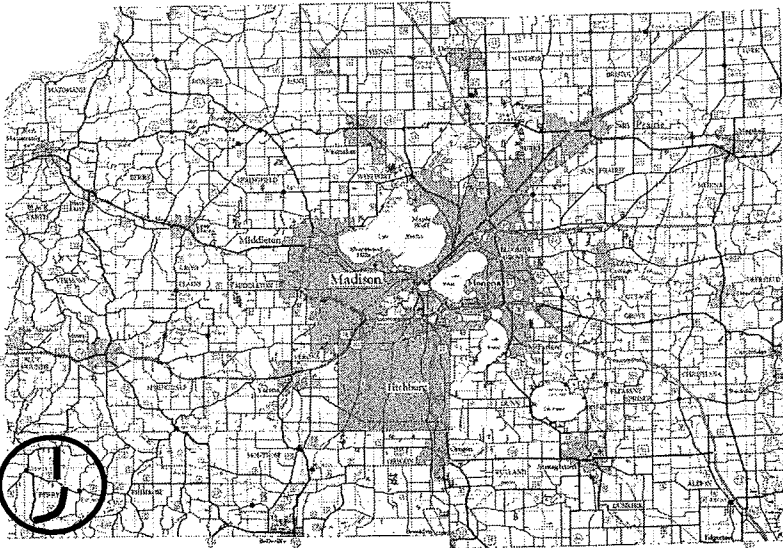
PROJECT FINANCING SUMMARY	Prior Years	2018	2019	2020	2021	2022	Total
---------------------------	-------------	------	------	------	------	------	-------

PROJECT EXPENDITURES							
PLANNING & DESIGN	\$0						\$0
ARCHITECTURAL SERVICES	\$0						\$0
PROPERTY ACQUISITION / SITE PREPARATION	\$0						\$0
CONSTRUCTION	\$0	\$250,000					\$250,000
INFO TECHNOLOGY / TELECOMMUNICATIONS	\$0						\$0
OFFICE FURNITURE / EQUIPMENT	\$0						\$0
CONTINGENCY	\$0						\$0
CAPITAL EQUIPMENT PURCHASE	\$0						\$0
<b>TOTAL EXPENDITURES</b>	\$0	\$250,000	\$0	\$0	\$0	\$0	\$250,000

PROJECT FUNDING							
PROPERTY TAX	\$0						\$0
DEBT	\$0	\$250,000					\$250,000
FEDERAL	\$0						\$0
STATE	\$0						\$0
CITY OF MADISON	\$0						\$0
OTHER	\$0						\$0
<b>TOTAL FUNDING</b>	\$0	\$250,000	\$0	\$0	\$0	\$0	\$250,000

ESTIMATED ANNUAL OPERATING COSTS		\$0	\$0	\$0	\$0	\$0	
----------------------------------	--	-----	-----	-----	-----	-----	--

# DANE COUNTY CAPITAL PROJECTS/EQUIPMENT DETAIL SHEET

<b>AGENCY</b> Public Works, Highway and Transportation	<b>ORGANIZATION</b> CTH Construction	<b>COMPLETED BY</b> Gerald J. Mandli	<b>PHONE</b> 266-4039
<b>PROJECT TITLE</b> CTH H (STH 78 south to STH 78 north)	<b>PROJECT NO.</b> 12-795-10	<b>BEGIN DATE</b> Jun-18	<b>END DATE</b> Nov-18
<b>PROJECT/EQUIPMENT DESCRIPTION (INCLUDE USEFUL LIFE FOR EQUIPMENT)</b> This project involves resurfacing this section of highway.	<b>PROJECT COMPONENTS (if applicable)</b> Roadway Related		<b>COST</b> \$ 900,000  <b>TOTAL</b> \$ 900,000
<b>PROJECT JUSTIFICATION</b> The existing pavement shows excessive distress. This improvement would reduce routine maintenance costs.	<b>LOCATION</b> 		

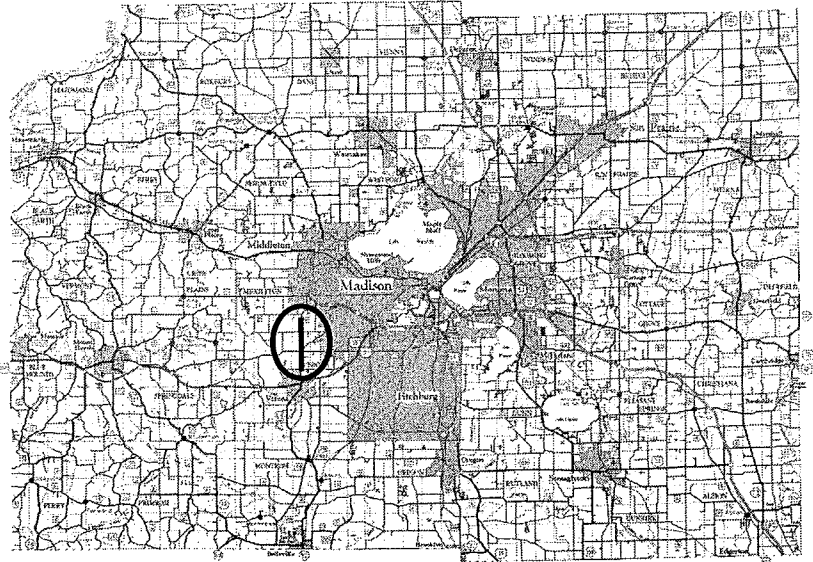
PROJECT FINANCING SUMMARY	Prior Years	2018	2019	2020	2021	2022	Total
---------------------------	-------------	------	------	------	------	------	-------

PROJECT EXPENDITURES							
PLANNING & DESIGN	\$0						\$0
ARCHITECTURAL SERVICES	\$0						\$0
PROPERTY ACQUISITION / SITE PREPARATION	\$0						\$0
CONSTRUCTION	\$0	\$900,000					\$900,000
INFO TECHNOLOGY / TELECOMMUNICATIONS	\$0						\$0
OFFICE FURNITURE / EQUIPMENT	\$0						\$0
CONTINGENCY	\$0						\$0
CAPITAL EQUIPMENT PURCHASE	\$0						\$0
<b>TOTAL EXPENDITURES</b>	\$0	\$900,000	\$0	\$0	\$0	\$0	\$900,000

PROJECT FUNDING							
PROPERTY TAX	\$0						\$0
DEBT	\$0	\$650,000					\$650,000
FEDERAL	\$0						\$0
STATE (CHIP)	\$0	\$250,000					\$250,000
CITY OF MADISON	\$0						\$0
OTHER	\$0						\$0
<b>TOTAL FUNDING</b>	\$0	\$900,000	\$0	\$0	\$0	\$0	\$900,000

ESTIMATED ANNUAL OPERATING COSTS		\$0	\$0	\$0	\$0	\$0	
----------------------------------	--	-----	-----	-----	-----	-----	--

# DANE COUNTY CAPITAL PROJECTS/EQUIPMENT DETAIL SHEET

<b>AGENCY</b> Highway & Transportation	<b>ORGANIZATION</b> CTH Construction	<b>COMPLETED BY</b> Gerald J. Mandli	<b>PHONE</b> 266-4039
<b>PROJECT TITLE</b> CTH M (Valley View to Cross Country)	<b>PROJECT NO.</b> 13-795-05	<b>BEGIN DATE</b> Apr-14	<b>END DATE</b> Nov-19
<b>PROJECT/EQUIPMENT DESCRIPTION (INCLUDE USEFUL LIFE FOR EQUIPMENT)</b> Reconstruct to urban standards.	<b>PROJECT COMPONENTS (if applicable)</b> Construction		<b>COST</b> \$ 46,500,000
		<b>TOTAL</b> \$ 46,500,000	
<b>PROJECT JUSTIFICATION</b> The existing pavement shows excessive distress and this improvement would reduce routine maintenance costs.	<b>LOCATION</b> 		

PROJECT FINANCING SUMMARY	Prior Years	2018	2019	2020	2021	2022	Total
---------------------------	-------------	------	------	------	------	------	-------

PROJECT EXPENDITURES							
PLANNING & DESIGN	\$900,000						\$900,000
ARCHITECTURAL SERVICES	\$0						\$0
PROPERTY ACQUISITION / SITE PREPARATION	\$0						\$0
CONSTRUCTION	\$41,600,000	\$4,000,000					\$45,600,000
INFO TECHNOLOGY / TELECOMMUNICATIONS	\$0						\$0
OFFICE FURNITURE / EQUIPMENT	\$0						\$0
CONTINGENCY	\$0						\$0
CAPITAL EQUIPMENT PURCHASE	\$0						\$0
<b>TOTAL EXPENDITURES</b>	<b>\$42,500,000</b>	<b>\$4,000,000</b>	<b>\$0</b>	<b>\$0</b>	<b>\$0</b>	<b>\$0</b>	<b>\$46,500,000</b>

PROJECT FUNDING							
PROPERTY TAX	\$0						\$0
DEBT	\$8,605,000	\$4,000,000	<i>BORROW/CONSTRUCTION IN 2018/19</i>				\$12,605,000
FEDERAL	\$15,600,000						\$15,600,000
STATE	\$0						\$0
CITY OF MADISON (LEAD) & CITY OF VERONA	\$18,295,000						\$18,295,000
OTHER	\$0	\$0					\$0
<b>TOTAL FUNDING</b>	<b>\$42,500,000</b>	<b>\$4,000,000</b>	<b>\$0</b>	<b>\$0</b>	<b>\$0</b>	<b>\$0</b>	<b>\$46,500,000</b>

<b>ESTIMATED ANNUAL OPERATING COSTS</b>		\$0	\$0	\$0	\$0	\$0	
---	--	-----	-----	-----	-----	-----	--





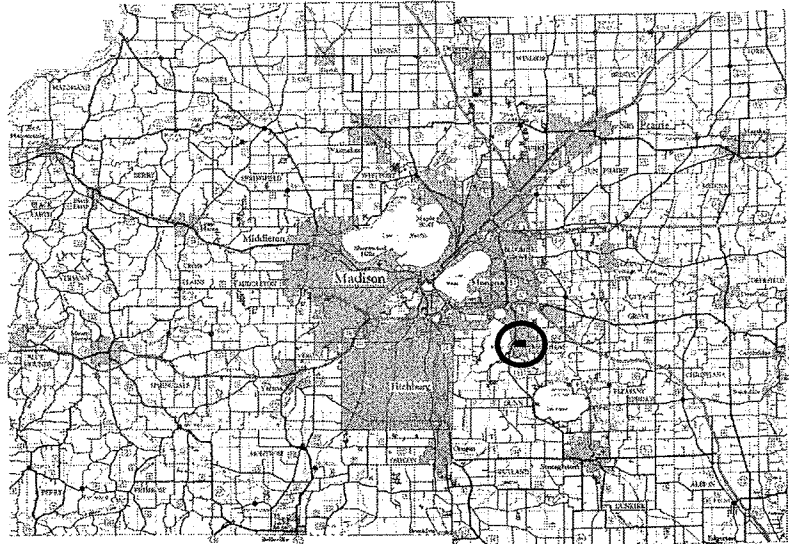
PROJECT FINANCING SUMMARY	Prior Years	2018	2019	2020	2021	2022	Total
---------------------------	-------------	------	------	------	------	------	-------

PROJECT EXPENDITURES							
PLANNING & DESIGN	\$0						\$0
ARCHITECTURAL SERVICES	\$0						\$0
PROPERTY ACQUISITION / SITE PREPARATION	\$0						\$0
CONSTRUCTION	\$0	\$1,270,000					\$1,270,000
INFO TECHNOLOGY / TELECOMMUNICATIONS	\$0						\$0
OFFICE FURNITURE / EQUIPMENT	\$0						\$0
CONTINGENCY	\$0						\$0
CAPITAL EQUIPMENT PURCHASE	\$0						\$0
<b>TOTAL EXPENDITURES</b>	\$0	\$1,270,000	\$0	\$0	\$0	\$0	\$1,270,000

PROJECT FUNDING							
PROPERTY TAX	\$0						\$0
DEBT	\$0	\$635,000					\$635,000
FEDERAL	\$0						\$0
STATE	\$0						\$0
CITY OF MADISON	\$0						\$0
OTHER (VILLAGE OF OREGON)	\$0	\$635,000					\$635,000
<b>TOTAL FUNDING</b>	\$0	\$1,270,000	\$0	\$0	\$0	\$0	\$1,270,000

<b>ESTIMATED ANNUAL OPERATING COSTS</b>		\$0	\$0	\$0	\$0	\$0	
---	--	-----	-----	-----	-----	-----	--

# DANE COUNTY CAPITAL PROJECTS/EQUIPMENT DETAIL SHEET

<b>AGENCY</b> Public Works, Highway and Transportation	<b>ORGANIZATION</b> CTH Construction	<b>COMPLETED BY</b> Gerald J. Mandli	<b>PHONE</b> 266-4039
<b>PROJECT TITLE</b> CTH MN (USH 51 to Long St)	<b>PROJECT NO.</b> 16-795-04	<b>BEGIN DATE</b> Jun-18	<b>END DATE</b> Nov-18
<b>PROJECT/EQUIPMENT DESCRIPTION (INCLUDE USEFUL LIFE FOR EQUIPMENT)</b> Remove existing pavement and base. Add new base course and resurface between existing curbs with HMA. Joint with Village of McFarland.	<b>PROJECT COMPONENTS (if applicable)</b> Roadway Related		<b>COST</b> \$ 1,300,000
<b>PROJECT JUSTIFICATION</b> The existing pavement shows excessive distress. This improvement would reduce routine maintenance costs.		<b>LOCATION</b> 	
		<b>TOTAL</b> \$ 1,300,000	

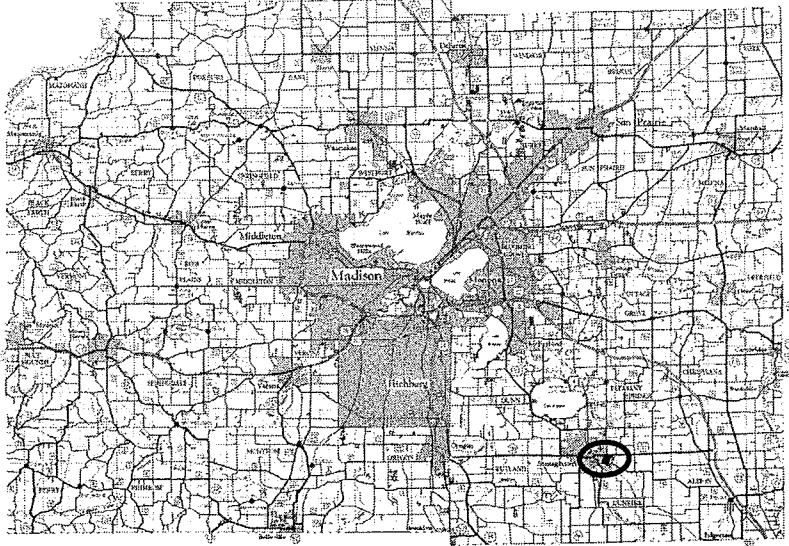
PROJECT FINANCING SUMMARY	Prior Years	2018	2019	2020	2021	2022	Total
---------------------------	-------------	------	------	------	------	------	-------

PROJECT EXPENDITURES							
PLANNING & DESIGN	\$0						\$0
ARCHITECTURAL SERVICES	\$0						\$0
PROPERTY ACQUISITION / SITE PREPARATION	\$0						\$0
CONSTRUCTION	\$900,000	\$400,000					\$1,300,000
INFO TECHNOLOGY / TELECOMMUNICATIONS	\$0						\$0
OFFICE FURNITURE / EQUIPMENT	\$0						\$0
CONTINGENCY	\$0						\$0
CAPITAL EQUIPMENT PURCHASE	\$0						\$0
<b>TOTAL EXPENDITURES</b>	<b>\$900,000</b>	<b>\$400,000</b>	<b>\$0</b>	<b>\$0</b>	<b>\$0</b>	<b>\$0</b>	<b>\$1,300,000</b>

PROJECT FUNDING							
PROPERTY TAX	\$0						\$0
DEBT	\$375,000	\$200,000					\$575,000
FEDERAL	\$0						\$0
STATE	\$0						\$0
CITY OF MADISON	\$0						\$0
OTHER (VILLAGE OF MCFARLAND) - LEAD	\$525,000	\$200,000					\$725,000
<b>TOTAL FUNDING</b>	<b>\$900,000</b>	<b>\$400,000</b>	<b>\$0</b>	<b>\$0</b>	<b>\$0</b>	<b>\$0</b>	<b>\$1,300,000</b>

<b>ESTIMATED ANNUAL OPERATING COSTS</b>		\$0	\$0	\$0	\$0	\$0	
---	--	-----	-----	-----	-----	-----	--

# DANE COUNTY CAPITAL PROJECTS/EQUIPMENT DETAIL SHEET

<b>AGENCY</b> Public Works, Highway and Transportation	<b>ORGANIZATION</b> CTH Construction	<b>COMPLETED BY</b> Gerald J. Mandli	<b>PHONE</b> 266-4039
<b>PROJECT TITLE</b> CTH N (USH 51 to CTH A)	<b>PROJECT NO.</b> 18-795-02	<b>BEGIN DATE</b> Apr-18	<b>END DATE</b> Nov-18
<b>PROJECT/EQUIPMENT DESCRIPTION (INCLUDE USEFUL LIFE FOR EQUIPMENT)</b> This project involves resurfacing this section of highway and adding curb and gutter, bike and pedestrian facilities. Also includes storm sewer improvements. Joint with City of Stoughton.	<b>PROJECT COMPONENTS (if applicable)</b> Roadway Related		<b>COST</b> \$ 700,000  <hr/> <b>TOTAL</b> \$ 700,000
<b>PROJECT JUSTIFICATION</b> The existing pavement shows excessive distress. This improvement would reduce routine maintenance costs.	<b>LOCATION</b> 		

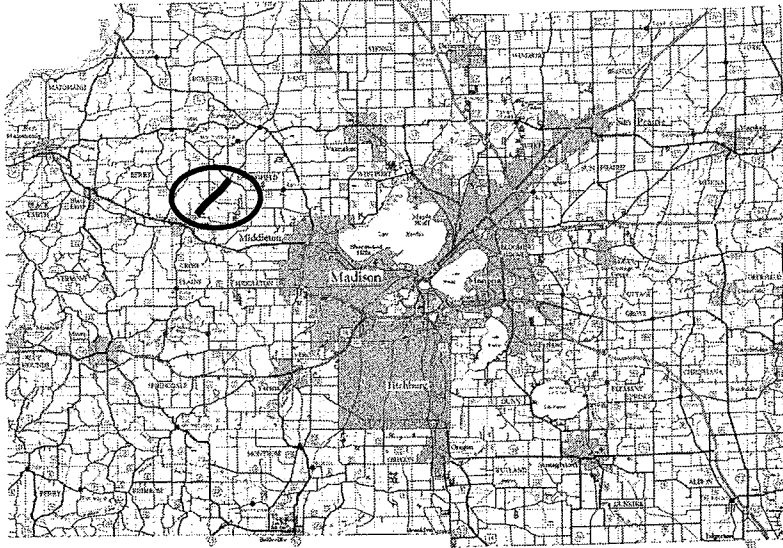
PROJECT FINANCING SUMMARY	Prior Years	2018	2019	2020	2021	2022	Total
---------------------------	-------------	------	------	------	------	------	-------

PROJECT EXPENDITURES							
PLANNING & DESIGN	\$0						\$0
ARCHITECTURAL SERVICES	\$0						\$0
PROPERTY ACQUISITION / SITE PREPARATION	\$0						\$0
CONSTRUCTION	\$0	\$700,000					\$700,000
INFO TECHNOLOGY / TELECOMMUNICATIONS	\$0						\$0
OFFICE FURNITURE / EQUIPMENT	\$0						\$0
CONTINGENCY	\$0						\$0
CAPITAL EQUIPMENT PURCHASE	\$0						\$0
<b>TOTAL EXPENDITURES</b>	<b>\$0</b>	<b>\$700,000</b>	<b>\$0</b>	<b>\$0</b>	<b>\$0</b>	<b>\$0</b>	<b>\$700,000</b>

PROJECT FUNDING							
PROPERTY TAX	\$0						\$0
DEBT	\$0	\$350,000					\$350,000
FEDERAL	\$0						\$0
STATE	\$0						\$0
CITY OF MADISON	\$0						\$0
OTHER (CITY OF STOUGHTON)	\$0	\$350,000					\$350,000
<b>TOTAL FUNDING</b>	<b>\$0</b>	<b>\$700,000</b>	<b>\$0</b>	<b>\$0</b>	<b>\$0</b>	<b>\$0</b>	<b>\$700,000</b>

ESTIMATED ANNUAL OPERATING COSTS		\$0	\$0	\$0	\$0	\$0	
----------------------------------	--	-----	-----	-----	-----	-----	--

# DANE COUNTY CAPITAL PROJECTS/EQUIPMENT DETAIL SHEET

<b>AGENCY</b> Public Works, Highway and Transportation	<b>ORGANIZATION</b> CTH Construction	<b>COMPLETED BY</b> Gerald J. Mandli	<b>PHONE</b> 266-4039
<b>PROJECT TITLE</b> CTH P (Cross Plains NL to CTH K)	<b>PROJECT NO.</b> 07-795-04	<b>BEGIN DATE</b> Jun-18	<b>END DATE</b> Nov-18
<b>PROJECT/EQUIPMENT DESCRIPTION (INCLUDE USEFUL LIFE FOR EQUIPMENT)</b> This project involves resurfacing the highway. The existing pavement would be salvaged and re-laid as additional base material.	<b>PROJECT COMPONENTS (if applicable)</b> Roadway Related		<b>COST</b> \$ 1,000,000  <b>TOTAL</b> \$ 1,000,000
<b>PROJECT JUSTIFICATION</b> The existing pavement shows excessive distress. This improvement would reduce routine maintenance costs.	<b>LOCATION</b> 		

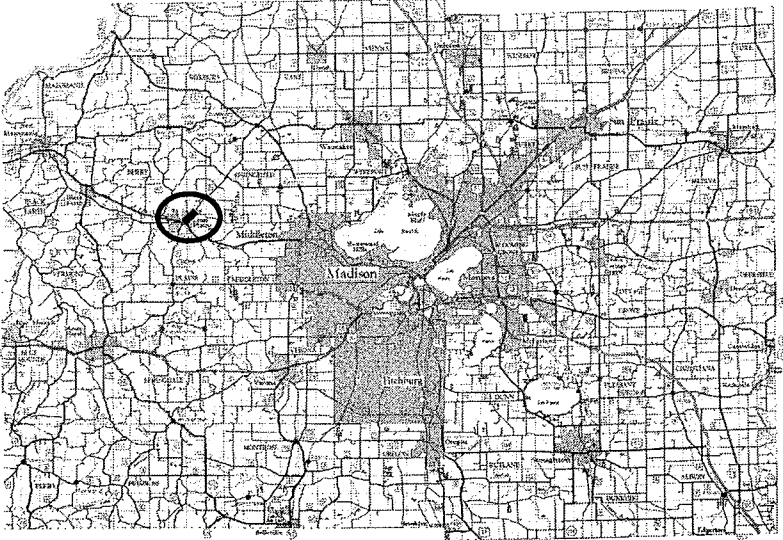
PROJECT FINANCING SUMMARY	Prior Years	2018	2019	2020	2021	2022	Total
---------------------------	-------------	------	------	------	------	------	-------

PROJECT EXPENDITURES							
PLANNING & DESIGN	\$0						\$0
ARCHITECTURAL SERVICES	\$0						\$0
PROPERTY ACQUISITION / SITE PREPARATION	\$0						\$0
CONSTRUCTION	\$0	\$1,000,000					\$1,000,000
INFO TECHNOLOGY / TELECOMMUNICATIONS	\$0						\$0
OFFICE FURNITURE / EQUIPMENT	\$0						\$0
CONTINGENCY	\$0						\$0
CAPITAL EQUIPMENT PURCHASE	\$0						\$0
<b>TOTAL EXPENDITURES</b>	<b>\$0</b>	<b>\$1,000,000</b>	<b>\$0</b>	<b>\$0</b>	<b>\$0</b>	<b>\$0</b>	<b>\$1,000,000</b>

PROJECT FUNDING							
PROPERTY TAX	\$0						\$0
DEBT	\$0	\$690,000					\$690,000
FEDERAL	\$0						\$0
STATE (CHIP)	\$0	\$310,000					\$310,000
CITY OF MADISON	\$0						\$0
OTHER	\$0						\$0
<b>TOTAL FUNDING</b>	<b>\$0</b>	<b>\$1,000,000</b>	<b>\$0</b>	<b>\$0</b>	<b>\$0</b>	<b>\$0</b>	<b>\$1,000,000</b>

<b>ESTIMATED ANNUAL OPERATING COSTS</b>		\$0	\$0	\$0	\$0	\$0	
---	--	-----	-----	-----	-----	-----	--

# DANE COUNTY CAPITAL PROJECTS/EQUIPMENT DETAIL SHEET

<b>AGENCY</b> Public Works, Highway & Transportation	<b>ORGANIZATION</b> CTH Construction	<b>COMPLETED BY</b> Gerald J. Mandli	<b>PHONE</b> 266-4039
<b>PROJECT TITLE</b> CTH P (USH 14 to North Village Limits)	<b>PROJECT NO.</b> 13-795-10	<b>BEGIN DATE</b> Apr-18	<b>END DATE</b> Nov-18
<b>PROJECT/EQUIPMENT DESCRIPTION (INCLUDE USEFUL LIFE FOR EQUIPMENT)</b> Reconstruct to urban standards. Joint with Village of Cross Plains.	<b>PROJECT COMPONENTS (if applicable)</b> Construction		<b>COST</b> \$ 5,400,000
		<b>TOTAL</b> \$ 5,400,000	
<b>PROJECT JUSTIFICATION</b> The existing pavement shows excessive distress. This improvement would reduce routine maintenance costs.	<b>LOCATION</b> 		



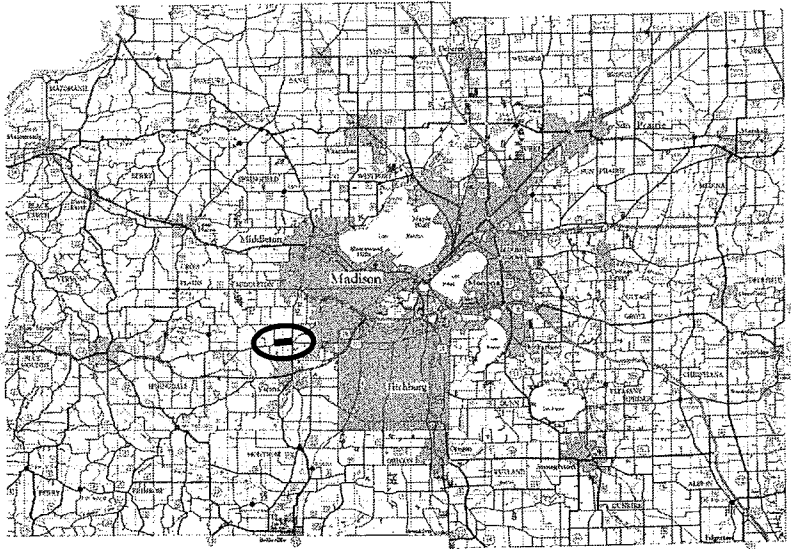
PROJECT FINANCING SUMMARY	Prior Years	2018	2019	2020	2021	2022	Total
---------------------------	-------------	------	------	------	------	------	-------

PROJECT EXPENDITURES							
PLANNING & DESIGN	\$0						\$0
ARCHITECTURAL SERVICES	\$0						\$0
PROPERTY ACQUISITION / SITE PREPARATION	\$0						\$0
CONSTRUCTION	\$0	\$5,400,000					\$5,400,000
INFO TECHNOLOGY / TELECOMMUNICATIONS	\$0						\$0
OFFICE FURNITURE / EQUIPMENT	\$0						\$0
CONTINGENCY	\$0						\$0
CAPITAL EQUIPMENT PURCHASE	\$0						\$0
<b>TOTAL EXPENDITURES</b>	<b>\$0</b>	<b>\$5,400,000</b>	<b>\$0</b>	<b>\$0</b>	<b>\$0</b>	<b>\$0</b>	<b>\$5,400,000</b>

PROJECT FUNDING							
PROPERTY TAX	\$0						\$0
DEBT	\$0	\$1,500,000					\$1,500,000
FEDERAL	\$0						\$0
STATE	\$0						\$0
CITY OF MADISON	\$0						\$0
OTHER (VILLAGE OF CROSS PLAINS) - LEAD	\$0	\$3,900,000					\$3,900,000
<b>TOTAL FUNDING</b>	<b>\$0</b>	<b>\$5,400,000</b>	<b>\$0</b>	<b>\$0</b>	<b>\$0</b>	<b>\$0</b>	<b>\$5,400,000</b>

<b>ESTIMATED ANNUAL OPERATING COSTS</b>		\$0	\$0	\$0	\$0	\$0	
---	--	-----	-----	-----	-----	-----	--

# DANE COUNTY CAPITAL PROJECTS/EQUIPMENT DETAIL SHEET

<b>AGENCY</b> Public Works, Highway and Transportation	<b>ORGANIZATION</b> CTH Construction	<b>COMPLETED BY</b> Gerald J. Mandli	<b>PHONE</b> 266-4039
<b>PROJECT TITLE</b> CTH PD (Woods Rd to CTH M)	<b>PROJECT NO.</b> 18-795-01	<b>BEGIN DATE</b> Apr-18	<b>END DATE</b> Nov-18
<b>PROJECT/EQUIPMENT DESCRIPTION (INCLUDE USEFUL LIFE FOR EQUIPMENT)</b> Reconstruct to urban 4-lane highway. Joint with City of Verona.	<b>PROJECT COMPONENTS (if applicable)</b> Roadway Related	<b>COST</b> \$ 1,140,000	
		<b>TOTAL</b> \$ 1,140,000	
<b>PROJECT JUSTIFICATION</b> The existing pavement shows excessive distress. This improvement would reduce routine maintenance costs.	<b>LOCATION</b> 		

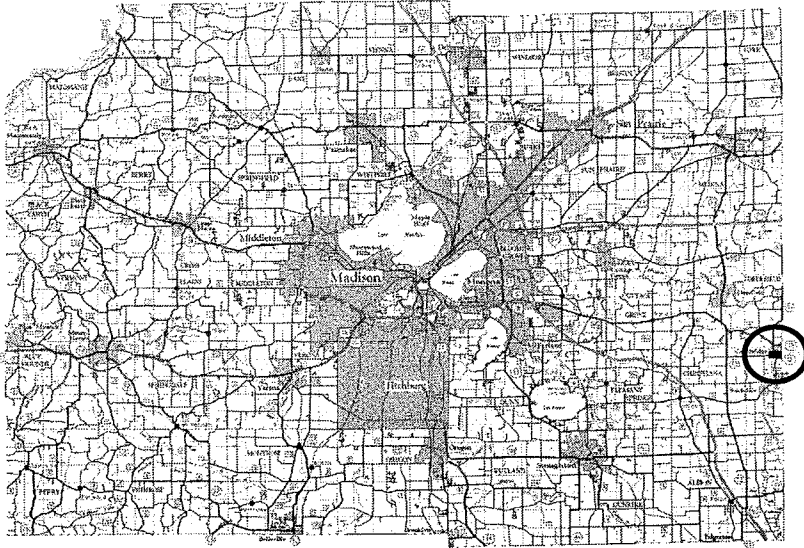
PROJECT FINANCING SUMMARY	Prior Years	2018	2019	2020	2021	2022	Total
---------------------------	-------------	------	------	------	------	------	-------

PROJECT EXPENDITURES							
PLANNING & DESIGN	\$0						\$0
ARCHITECTURAL SERVICES	\$0						\$0
PROPERTY ACQUISITION / SITE PREPARATION	\$0						\$0
CONSTRUCTION	\$0	\$1,140,000					\$1,140,000
INFO TECHNOLOGY / TELECOMMUNICATIONS	\$0						\$0
OFFICE FURNITURE / EQUIPMENT	\$0						\$0
CONTINGENCY	\$0						\$0
CAPITAL EQUIPMENT PURCHASE	\$0						\$0
<b>TOTAL EXPENDITURES</b>	\$0	\$1,140,000	\$0	\$0	\$0	\$0	\$1,140,000

PROJECT FUNDING							
PROPERTY TAX	\$0						\$0
DEBT	\$0	\$570,000					\$570,000
FEDERAL	\$0						\$0
STATE	\$0						\$0
CITY OF MADISON	\$0						\$0
OTHER (CITY OF VERONA) - LEAD	\$0	\$570,000					\$570,000
<b>TOTAL FUNDING</b>	\$0	\$1,140,000	\$0	\$0	\$0	\$0	\$1,140,000

<b>ESTIMATED ANNUAL OPERATING COSTS</b>		\$0	\$0	\$0	\$0	\$0	
---	--	-----	-----	-----	-----	-----	--

# DANE COUNTY CAPITAL PROJECTS/EQUIPMENT DETAIL SHEET

<b>AGENCY</b> Public Works, Highway and Transportation	<b>ORGANIZATION</b> CTH Construction	<b>COMPLETED BY</b> Gerald J. Mandli	<b>PHONE</b> 266-4039
<b>PROJECT TITLE</b> CTH PQ (USH 12 to Cambridge WVL)	<b>PROJECT NO.</b> 13-795-07	<b>BEGIN DATE</b> Jun-18	<b>END DATE</b> Nov-18
<b>PROJECT/EQUIPMENT DESCRIPTION (INCLUDE USEFUL LIFE FOR EQUIPMENT)</b> Reconstruct to urban standards. Joint with Village of Cambridge.	<b>PROJECT COMPONENTS (if applicable)</b> Roadway Related		<b>COST</b> \$ 1,460,000
		<b>TOTAL</b> \$ 1,460,000	
<b>PROJECT JUSTIFICATION</b> The existing pavement shows excessive distress. This improvement would reduce routine maintenance costs.	<b>LOCATION</b> 		

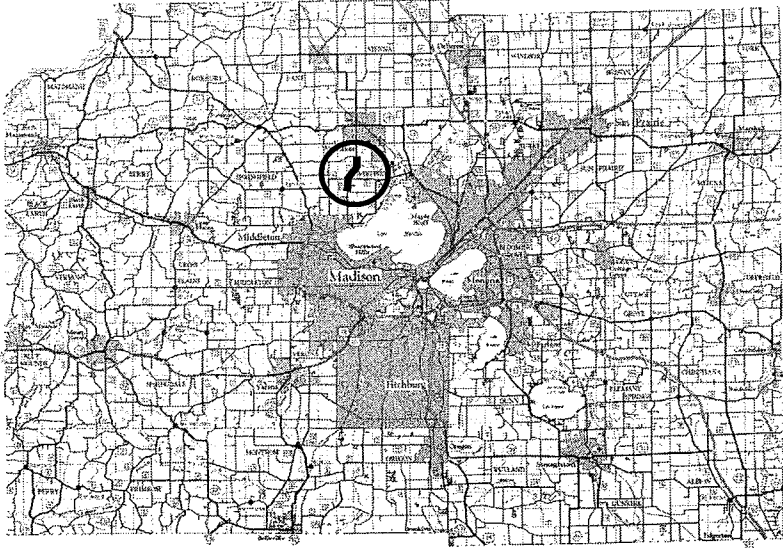
PROJECT FINANCING SUMMARY	Prior Years	2018	2019	2020	2021	2022	Total
---------------------------	-------------	------	------	------	------	------	-------

PROJECT EXPENDITURES							
PLANNING & DESIGN	\$0						\$0
ARCHITECTURAL SERVICES	\$0						\$0
PROPERTY ACQUISITION / SITE PREPARATION	\$0						\$0
CONSTRUCTION	\$0	\$1,460,000					\$1,460,000
INFO TECHNOLOGY / TELECOMMUNICATIONS	\$0						\$0
OFFICE FURNITURE / EQUIPMENT	\$0						\$0
CONTINGENCY	\$0						\$0
CAPITAL EQUIPMENT PURCHASE	\$0						\$0
<b>TOTAL EXPENDITURES</b>	\$0	\$1,460,000	\$0	\$0	\$0	\$0	\$1,460,000

PROJECT FUNDING							
PROPERTY TAX	\$0						\$0
DEBT	\$0	\$730,000					\$730,000
FEDERAL	\$0						\$0
STATE	\$0						\$0
CITY OF MADISON	\$0						\$0
OTHER (VILLAGE OF CAMBRIDGE) - LEAD	\$0	\$730,000					\$730,000
<b>TOTAL FUNDING</b>	\$0	\$1,460,000	\$0	\$0	\$0	\$0	\$1,460,000

ESTIMATED ANNUAL OPERATING COSTS		\$0	\$0	\$0	\$0	\$0	
----------------------------------	--	-----	-----	-----	-----	-----	--

# DANE COUNTY CAPITAL PROJECTS/EQUIPMENT DETAIL SHEET

<b>AGENCY</b> Public Works, Highway and Transportation	<b>ORGANIZATION</b> CTH Construction	<b>COMPLETED BY</b> Gerald J. Mandli	<b>PHONE</b> 266-4039
<b>PROJECT TITLE</b> CTH Q (Oncken to Meffert)	<b>PROJECT NO.</b> 14-795-07	<b>BEGIN DATE</b> Jun-18	<b>END DATE</b> Nov-18
<b>PROJECT/EQUIPMENT DESCRIPTION (INCLUDE USEFUL LIFE FOR EQUIPMENT)</b> This project would involve resurfacing the existing roadway after crushing and relaying the existing pavement.	<b>PROJECT COMPONENTS (if applicable)</b> Roadway Related		<b>COST</b> \$ 1,000,000  <hr/> <b>TOTAL</b> \$ 1,000,000
<b>PROJECT JUSTIFICATION</b> The existing pavement shows excessive distress. This improvement would reduce routine maintenance costs.	<b>LOCATION</b> 		

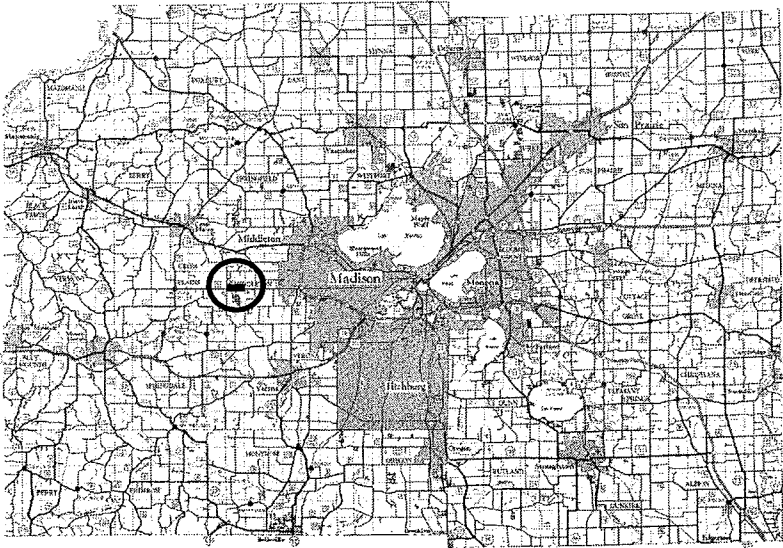
PROJECT FINANCING SUMMARY	Prior Years	2018	2019	2020	2021	2022	Total
---------------------------	-------------	------	------	------	------	------	-------

PROJECT EXPENDITURES							
PLANNING & DESIGN	\$0						\$0
ARCHITECTURAL SERVICES	\$0						\$0
PROPERTY ACQUISITION / SITE PREPARATION	\$0						\$0
CONSTRUCTION	\$0	\$1,000,000					\$1,000,000
INFO TECHNOLOGY / TELECOMMUNICATIONS	\$0						\$0
OFFICE FURNITURE / EQUIPMENT	\$0						\$0
CONTINGENCY	\$0						\$0
CAPITAL EQUIPMENT PURCHASE	\$0						\$0
<b>TOTAL EXPENDITURES</b>	\$0	\$1,000,000	\$0	\$0	\$0	\$0	\$1,000,000

PROJECT FUNDING							
PROPERTY TAX	\$0						\$0
DEBT	\$0	\$700,000					\$700,000
FEDERAL	\$0						\$0
STATE (CHIP)	\$0	\$300,000					\$300,000
CITY OF MADISON	\$0						\$0
OTHER	\$0						\$0
<b>TOTAL FUNDING</b>	\$0	\$1,000,000	\$0	\$0	\$0	\$0	\$1,000,000

ESTIMATED ANNUAL OPERATING COSTS		\$0	\$0	\$0	\$0	\$0	
----------------------------------	--	-----	-----	-----	-----	-----	--

# DANE COUNTY CAPITAL PROJECTS/EQUIPMENT DETAIL SHEET

<b>AGENCY</b> Public Works, Highway and Transportation	<b>ORGANIZATION</b> CTH Construction	<b>COMPLETED BY</b> Gerald J. Mandli	<b>PHONE</b> 266-4039
<b>PROJECT TITLE</b> CTH S (Timber Ln to Pleasant View)	<b>PROJECT NO.</b> 11-795-04	<b>BEGIN DATE</b> Jun-18	<b>END DATE</b> Nov-19
<b>PROJECT/EQUIPMENT DESCRIPTION (INCLUDE USEFUL LIFE FOR EQUIPMENT)</b> This project would involve resurfacing the existing roadway after crushing and relaying the existing pavement. This also includes improvements to Pioneer Rd intersection including turn lanes, islands & pedestrian facilities. Joint with Town of Middleton.	<b>PROJECT COMPONENTS (if applicable)</b> Roadway Related		<b>COST</b> \$ 2,420,000  <hr/> <b>TOTAL</b> \$ 2,420,000
<b>PROJECT JUSTIFICATION</b> The existing pavement shows excessive distress. This improvement would reduce routine maintenance costs.	<b>LOCATION</b> 		



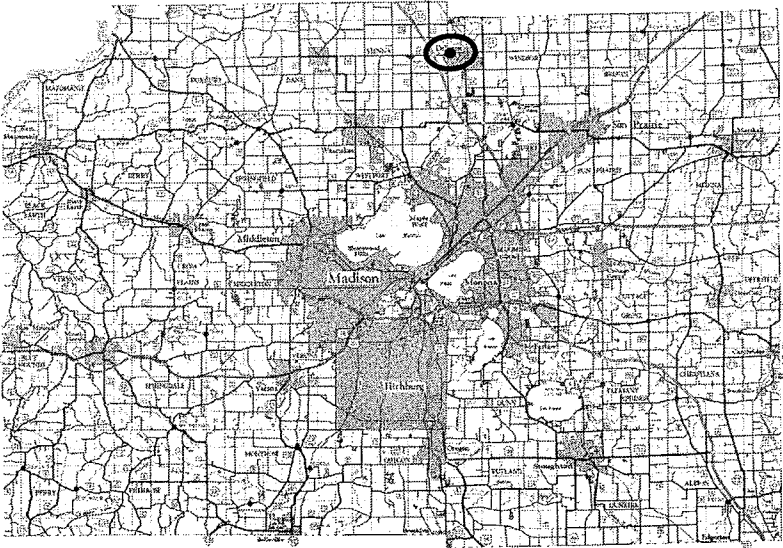
PROJECT FINANCING SUMMARY	Prior Years	2018	2019	2020	2021	2022	Total
---------------------------	-------------	------	------	------	------	------	-------

PROJECT EXPENDITURES							
PLANNING & DESIGN	\$0	\$40,000					\$40,000
ARCHITECTURAL SERVICES	\$0						\$0
PROPERTY ACQUISITION / SITE PREPARATION	\$0						\$0
CONSTRUCTION	\$0		\$2,380,000				\$2,380,000
INFO TECHNOLOGY / TELECOMMUNICATIONS	\$0						\$0
OFFICE FURNITURE / EQUIPMENT	\$0						\$0
CONTINGENCY	\$0						\$0
CAPITAL EQUIPMENT PURCHASE	\$0						\$0
<b>TOTAL EXPENDITURES</b>	\$0	\$40,000	\$2,380,000	\$0	\$0	\$0	\$2,420,000

PROJECT FUNDING							
PROPERTY TAX	\$0						\$0
DEBT	\$0	\$20,000	\$2,300,000				\$2,320,000
FEDERAL	\$0						\$0
STATE	\$0						\$0
CITY OF MADISON	\$0						\$0
OTHER (TOWN OF MIDDLETON)	\$0	\$20,000	\$80,000				\$100,000
<b>TOTAL FUNDING</b>	\$0	\$40,000	\$2,380,000	\$0	\$0	\$0	\$2,420,000

ESTIMATED ANNUAL OPERATING COSTS		\$0	\$0	\$0	\$0	\$0	
----------------------------------	--	-----	-----	-----	-----	-----	--

# DANE COUNTY CAPITAL PROJECTS/EQUIPMENT DETAIL SHEET

<b>AGENCY</b> Public Works, Highway and Transportation	<b>ORGANIZATION</b> CTH Construction	<b>COMPLETED BY</b> Gerald J. Mandli	<b>PHONE</b> 266-4039	
<b>PROJECT TITLE</b> CTH V (Traffic Signals) at Morrisonville & River Rd		<b>PROJECT NO.</b> 18-795-03	<b>BEGIN DATE</b> Apr-18	<b>END DATE</b> Nov-18
<b>PROJECT/EQUIPMENT DESCRIPTION (INCLUDE USEFUL LIFE FOR EQUIPMENT)</b> This project involves constructing new traffic signals. Joint with Village of DeForest.		<b>PROJECT COMPONENTS (if applicable)</b> Roadway Related		<b>COST</b> \$ 660,000
		<b>TOTAL</b>		<b>\$ 660,000</b>
<b>PROJECT JUSTIFICATION</b> There is a need to provide safe ingress / egress at these locations due to increased traffic volumes.		<b>LOCATION</b> 		

PROJECT FINANCING SUMMARY	Prior Years	2018	2019	2020	2021	2022	Total
---------------------------	-------------	------	------	------	------	------	-------

PROJECT EXPENDITURES							
PLANNING & DESIGN	\$0						\$0
ARCHITECTURAL SERVICES	\$0						\$0
PROPERTY ACQUISITION / SITE PREPARATION	\$0						\$0
CONSTRUCTION	\$0	\$660,000					\$660,000
INFO TECHNOLOGY / TELECOMMUNICATIONS	\$0						\$0
OFFICE FURNITURE / EQUIPMENT	\$0						\$0
CONTINGENCY	\$0						\$0
CAPITAL EQUIPMENT PURCHASE	\$0						\$0
<b>TOTAL EXPENDITURES</b>	\$0	\$660,000	\$0	\$0	\$0	\$0	\$660,000

PROJECT FUNDING							
PROPERTY TAX	\$0						\$0
DEBT	\$0	\$330,000					\$330,000
FEDERAL	\$0						\$0
STATE	\$0						\$0
CITY OF MADISON	\$0						\$0
OTHER (VILLAGE OF DEFOREST) - LEAD	\$0	\$330,000					\$330,000
<b>TOTAL FUNDING</b>	\$0	\$660,000	\$0	\$0	\$0	\$0	\$660,000

ESTIMATED ANNUAL OPERATING COSTS		\$0	\$0	\$0	\$0	\$0	
----------------------------------	--	-----	-----	-----	-----	-----	--

147

<b>Dept:</b>	Public Works, Hwy & Transp.	71	<b>DANE COUNTY</b>	<b>Fund Name:</b>	Highway Fund
<b>Prgm:</b>	Personal Services	614/00		<b>Fund No:</b>	4210

Mission:  
To provide a program that shows the total personal services costs for all Highway fund programs.

Description:  
Personal Services reflects total personal services cost for all Highway fund programs, which includes Administration, Transit & Environmental, CTH Maintenance, State and Local Services, Fleet and Facilities and CTH Construction. Personal Services Program has equal offset expense accounts that reflect the actual charges being re-allocated to the other Highway fund programs.

	Actual 2016	Adopted 2017	2016 Carry Forward	Board Transfers	Budget As Modified	2017 YTD	Estimated 2017	Department Request
<b>PROGRAM EXPENDITURES</b>								
Personnel Costs	(\$202,154)	\$0	\$0	\$0	\$0	(\$167,594)	\$1	\$0
Operating Expenses	\$0	\$0	\$0	\$0	\$0	\$0	\$0	\$0
Contractual Services	\$0	\$0	\$0	\$0	\$0	\$0	\$0	\$0
Operating Capital	\$0	\$0	\$0	\$0	\$0	\$0	\$0	\$0
<b>TOTAL</b>	(\$202,154)	\$0	\$0	\$0	\$0	(\$167,594)	\$1	\$0
<b>PROGRAM REVENUE</b>								
Taxes	\$0	\$0	\$0	\$0	\$0	\$0	\$0	\$0
Intergovernmental Revenue	\$0	\$0	\$0	\$0	\$0	\$0	\$0	\$0
Licenses & Permits	\$0	\$0	\$0	\$0	\$0	\$0	\$0	\$0
Fines, Forfeits & Penalties	\$0	\$0	\$0	\$0	\$0	\$0	\$0	\$0
Public Charges for Services	\$0	\$0	\$0	\$0	\$0	\$0	\$0	\$0
Intergovernmental Charge for Services	\$0	\$0	\$0	\$0	\$0	\$0	\$0	\$0
Miscellaneous	\$0	\$0	\$0	\$0	\$0	\$0	\$0	\$0
Other Financing Sources	\$0	\$0	\$0	\$0	\$0	\$0	\$0	\$0
<b>TOTAL</b>	\$0	\$0	\$0	\$0	\$0	\$0	\$0	\$0
<b>GPR SUPPORT</b>	(\$202,154)	\$0			\$0			\$0
<b>F.T.E. STAFF</b>	0.000	0.000					0.000	0.000

<b>Dept:</b> Public Works, Hwy & Transp.	71								<b>Fund Name:</b> Highway Fund	
<b>Prgm:</b> Personal Services	614/00								<b>Fund No.:</b> 4210	
DI#	2018 Base	Net Decision Items							2018 Requested Budget	
		01	02	03	04	05	06	07		
<b>PROGRAM EXPENDITURES</b>										
Personnel Costs	\$0	\$0	\$0	\$0	\$0	\$0	\$0	\$0	\$0	\$0
Operating Expenses	\$0	\$0	\$0	\$0	\$0	\$0	\$0	\$0	\$0	\$0
Contractual Services	\$0	\$0	\$0	\$0	\$0	\$0	\$0	\$0	\$0	\$0
Operating Capital	\$0	\$0	\$0	\$0	\$0	\$0	\$0	\$0	\$0	\$0
<b>TOTAL</b>	\$0	\$0	\$0	\$0	\$0	\$0	\$0	\$0	\$0	\$0
<b>PROGRAM REVENUE</b>										
Taxes	\$0	\$0	\$0	\$0	\$0	\$0	\$0	\$0	\$0	\$0
Intergovernmental Revenue	\$0	\$0	\$0	\$0	\$0	\$0	\$0	\$0	\$0	\$0
Licenses & Permits	\$0	\$0	\$0	\$0	\$0	\$0	\$0	\$0	\$0	\$0
Fines, Forfeits & Penalties	\$0	\$0	\$0	\$0	\$0	\$0	\$0	\$0	\$0	\$0
Public Charges for Services	\$0	\$0	\$0	\$0	\$0	\$0	\$0	\$0	\$0	\$0
Intergovernmental Charge for Services	\$0	\$0	\$0	\$0	\$0	\$0	\$0	\$0	\$0	\$0
Miscellaneous	\$0	\$0	\$0	\$0	\$0	\$0	\$0	\$0	\$0	\$0
Other Financing Sources	\$0	\$0	\$0	\$0	\$0	\$0	\$0	\$0	\$0	\$0
<b>TOTAL</b>	\$0	\$0	\$0	\$0	\$0	\$0	\$0	\$0	\$0	\$0
<b>GPR SUPPORT</b>	\$0	\$0	\$0	\$0	\$0	\$0	\$0	\$0	\$0	\$0
<b>F.T.E. STAFF</b>	0.000	0.000	0.000	0.000	0.000	0.000	0.000	0.000	0.000	0.000

NARRATIVE INFORMATION ABOUT DECISION ITEMS SHOWN ABOVE		Expenditures	Revenue	GPR Support
<b>2018 BUDGET BASE</b>		\$0	\$0	\$0
DI #	PWHT-PERS-1 Personal Services Expenses			
DEPT	Personnel costs adjusted to projected actual, offset to net balance of \$0.	\$0	\$0	\$0
EXEC				\$0
ADOPTED				\$0
NET DI # PWHT-PERS-1		\$0	\$0	\$0
<b>2018 REQUESTED BUDGET</b>		\$0	\$0	\$0

149

DEPARTMENT Public Works, Hwy & Transp.  
 PROGRAM Personal Services

OPERATING BUDGET SUMMARY

PROGRAM SUMMARY	2016 ACTUAL	ADOPTED BUDGET 2017	2016 CARRYFORWRD	2017 COUNTY BOARD ACTIONS	CURRENT MODIFIED BUDGET	ACTUAL YTD	ESTIMATED TOTAL	TOTAL ESTIMATED CARRYFORWRD	AGENCY BASE
PERSONNEL COSTS	(\$202,154)	\$0	\$0	\$0	\$0	(\$167,594)	\$1	\$0	\$0
OPERATING EXPENSE	\$0	\$0	\$0	\$0	\$0	\$0	\$0	\$0	\$0
CONTRACTUAL SERVICES	\$0	\$0	\$0	\$0	\$0	\$0	\$0	\$0	\$0
OPERATING CAPITAL	\$0	\$0	\$0	\$0	\$0	\$0	\$0	\$0	\$0
<b>TOTAL PROGRAM EXPENDITURES</b>	<b>(\$202,154)</b>	<b>\$0</b>	<b>\$0</b>	<b>\$0</b>	<b>\$0</b>	<b>(\$167,594)</b>	<b>\$1</b>	<b>\$0</b>	<b>\$0</b>
LESS REVENUES									
TAXES	\$0	\$0	\$0	\$0	\$0	\$0	\$0	\$0	\$0
INTERGOVERNMENTAL REVENUE	\$0	\$0	\$0	\$0	\$0	\$0	\$0	\$0	\$0
LICENSES & PERMITS	\$0	\$0	\$0	\$0	\$0	\$0	\$0	\$0	\$0
FINES, FORFEITS & PENALTIES	\$0	\$0	\$0	\$0	\$0	\$0	\$0	\$0	\$0
PUBLIC CHARGE FOR SERVICE	\$0	\$0	\$0	\$0	\$0	\$0	\$0	\$0	\$0
INTERGOVL CHARGES FOR SERVICE	\$0	\$0	\$0	\$0	\$0	\$0	\$0	\$0	\$0
MISCELLANEOUS	\$0	\$0	\$0	\$0	\$0	\$0	\$0	\$0	\$0
OTHER FINANCING SOURCES	\$0	\$0	\$0	\$0	\$0	\$0	\$0	\$0	\$0
<b>TOTAL PROGRAM REVENUES</b>	<b>\$0</b>	<b>\$0</b>	<b>\$0</b>	<b>\$0</b>	<b>\$0</b>	<b>\$0</b>	<b>\$0</b>	<b>\$0</b>	<b>\$0</b>
<b>NET COST:</b>	<b>(\$202,154)</b>	<b>\$0</b>	<b>\$0</b>	<b>\$0</b>	<b>\$0</b>	<b>(\$167,594)</b>	<b>\$1</b>	<b>\$0</b>	<b>\$0</b>

PROGRAM SUMMARY	AGENCY BASE	DECISION ITEM #1	DECISION ITEM #2	DECISION ITEM #3	DECISION ITEM #4	DECISION ITEM #5	DECISION ITEM #6	DECISION ITEM #7	AGENCY REQUEST
PERSONNEL COSTS	\$0	\$0	\$0	\$0	\$0	\$0	\$0	\$0	\$0
OPERATING EXPENSE	\$0	\$0	\$0	\$0	\$0	\$0	\$0	\$0	\$0
CONTRACTUAL SERVICES	\$0	\$0	\$0	\$0	\$0	\$0	\$0	\$0	\$0
OPERATING CAPITAL	\$0	\$0	\$0	\$0	\$0	\$0	\$0	\$0	\$0
<b>TOTAL PROGRAM EXPENDITURES</b>	<b>\$0</b>	<b>\$0</b>	<b>\$0</b>	<b>\$0</b>	<b>\$0</b>	<b>\$0</b>	<b>\$0</b>	<b>\$0</b>	<b>\$0</b>
LESS REVENUES									
TAXES	\$0	\$0	\$0	\$0	\$0	\$0	\$0	\$0	\$0
INTERGOVERNMENTAL REVENUE	\$0	\$0	\$0	\$0	\$0	\$0	\$0	\$0	\$0
LICENSES & PERMITS	\$0	\$0	\$0	\$0	\$0	\$0	\$0	\$0	\$0
FINES, FORFEITS & PENALTIES	\$0	\$0	\$0	\$0	\$0	\$0	\$0	\$0	\$0
PUBLIC CHARGE FOR SERVICE	\$0	\$0	\$0	\$0	\$0	\$0	\$0	\$0	\$0
INTERGOVL CHARGES FOR SERVICE	\$0	\$0	\$0	\$0	\$0	\$0	\$0	\$0	\$0
MISCELLANEOUS	\$0	\$0	\$0	\$0	\$0	\$0	\$0	\$0	\$0
OTHER FINANCING SOURCES	\$0	\$0	\$0	\$0	\$0	\$0	\$0	\$0	\$0
<b>TOTAL PROGRAM REVENUES</b>	<b>\$0</b>	<b>\$0</b>	<b>\$0</b>	<b>\$0</b>	<b>\$0</b>	<b>\$0</b>	<b>\$0</b>	<b>\$0</b>	<b>\$0</b>
<b>NET COST:</b>	<b>\$0</b>	<b>\$0</b>	<b>\$0</b>	<b>\$0</b>	<b>\$0</b>	<b>\$0</b>	<b>\$0</b>	<b>\$0</b>	<b>\$0</b>

150

DEPARTMENT Public Works, Hwy & Transp.  
PROGRAM: Personal Services

YR	ORG CODE	OBJECT	DESCRIPTION	ADOPTED BUDGET		2016 CARRYFORWARD	2017 COUNTY BOARD ACTIONS	CURRENT MODIFIED BUDGET	ACTUAL EXPENDITURES YTD	ESTIMATED EXPENDITURES TOTAL	TOTAL ESTIMATED CARRYFORWARD	AGENCY BASE
				2016 EXPENDITURES	2017							
18	HWPERSVS	10009	SALARIES AND WAGES	\$6,893,907	\$7,700,500	\$0	\$0	\$7,700,500	\$2,098,124	\$7,533,220	\$0	\$7,764,800
18	HWPERSVS	10027	OVERTIME	\$559,281	\$789,500	\$0	\$0	\$789,500	\$381,078	\$818,224	\$0	\$789,500
18	HWPERSVS	10072	LIMITED TERM EMPLOYEES	\$56,066	\$31,900	\$0	\$0	\$31,900	\$469	\$31,900	\$0	\$31,900
18	HWPERSVS	10090	PER MEETING	\$1,188	\$800	\$0	\$0	\$800	\$822	\$1,710	\$0	\$800
18	HWPERSVS	10099	RETIREMENT FUND	\$587,425	\$680,900	\$0	\$0	\$680,900	\$198,341	\$667,696	\$0	\$684,400
18	HWPERSVS	10108	SOCIAL SECURITY	\$573,761	\$652,200	\$0	\$0	\$652,200	\$190,118	\$641,693	\$0	\$657,100
18	HWPERSVS	10117	HEALTH	\$2,069,525	\$2,285,900	\$0	\$0	\$2,285,900	\$713,414	\$2,201,315	\$0	\$2,386,100
18	HWPERSVS	10126	HEALTH-RETIRES	\$206,992	\$112,500	\$0	\$0	\$112,500	\$155,731	\$155,731	\$0	\$113,200
18	HWPERSVS	10153	DENTAL	\$177,685	\$180,100	\$0	\$0	\$180,100	\$43,204	\$178,783	\$0	\$185,700
18	HWPERSVS	10162	DENTAL-RETIRES	\$1,636	\$2,000	\$0	\$0	\$2,000	\$548	\$1,645	\$0	\$1,800
18	HWPERSVS	10171	DISABILITY INSURANCE	\$5,739	\$6,400	\$0	\$0	\$6,400	\$1,681	\$4,966	\$0	\$4,700
18	HWPERSVS	10180	LIFE INSURANCE	\$3,424	\$3,700	\$0	\$0	\$3,700	\$843	\$3,541	\$0	\$3,800
18	HWPERSVS	10185	FSA ADMINISTRATION FEE	\$305	\$200	\$0	\$0	\$200	\$0	\$200	\$0	\$300
18	HWPERSVS	10189	WORKERS COMPENSATION	\$332,900	\$376,600	\$0	\$0	\$376,600	\$0	\$376,600	\$0	\$408,000
18	HWPERSVS	10198	UNEMPLOYMENT COMPENSATION	\$2,244	\$600	\$0	\$0	\$600	\$0	\$600	\$0	\$1,000
18	HWPERSVS	10207	PROTECTIVE WEAR	\$11,115	\$10,500	\$0	\$0	\$10,500	\$10,735	\$11,266	\$0	\$10,900
18	HWPERSVS	10216	TOOLS ALLOWANCE	\$4,896	\$7,000	\$0	\$0	\$7,000	\$4,488	\$4,488	\$0	\$7,000
18	HWPERSVS	10250	SALARY SAVINGS	\$0	(\$150,900)	\$0	\$0	(\$150,900)	\$0	\$0	\$0	(\$155,300)
18	HWPERSVS	10870	DIRECT LABOR-TIME OFF/LONGEVTY	\$1,104,934	\$1,240,500	\$0	\$0	\$1,240,500	\$341,635	\$1,205,316	\$0	\$1,242,300
18	HWPERSVS	11745	OFFSET-EMPLOYEE BENEFIT EXP.	(\$5,274,790)	(\$5,550,100)	\$0	\$0	(\$5,550,100)	(\$1,816,965)	(\$5,449,351)	\$0	(\$5,699,300)
18	HWPERSVS	11754	OFFSET-DIRECT LBR REALLOCATION	(\$7,520,388)	(\$8,373,000)	\$0	\$0	(\$8,373,000)	(\$2,491,860)	(\$8,383,344)	\$0	(\$8,430,900)
18	HWPERSVS	11755	OFFSET-OTHER PERS SERVICE EXP.	\$0	(\$7,800)	\$0	\$0	(\$7,800)	\$0	(\$6,198)	\$0	(\$7,800)
<b>TOTAL EXPENDITURES</b>				<b>(\$202,154)</b>	<b>\$0</b>	<b>\$0</b>	<b>\$0</b>	<b>\$0</b>	<b>(\$167,594)</b>	<b>\$1</b>	<b>\$0</b>	<b>\$0</b>

151

DEPARTMENT Public Works, Hwy & Transp.  
PROGRAM: Personal Services

YR	ORG CODE	OBJECT	DESCRIPTION	C A P B D	AGENCY BASE	DECISION ITEM #1	DECISION ITEM #2	DECISION ITEM #3	DECISION ITEM #4	DECISION ITEM #5	DECISION ITEM #6	DECISION ITEM #7	AGENCY REQUEST
18	HWPERSVS	10009	SALARIES AND WAGES		\$7,764,800	\$81,900							\$7,846,700
18	HWPERSVS	10027	OVERTIME		\$789,500								\$789,500
18	HWPERSVS	10072	LIMITED TERM EMPLOYEES		\$31,900								\$31,900
18	HWPERSVS	10090	PER MEETING		\$800								\$800
18	HWPERSVS	10099	RETIREMENT FUND		\$684,400	\$6,500							\$690,900
18	HWPERSVS	10108	SOCIAL SECURITY		\$657,100	\$6,300							\$663,400
18	HWPERSVS	10117	HEALTH		\$2,386,100								\$2,386,100
18	HWPERSVS	10126	HEALTH-RETIRES		\$113,200								\$113,200
18	HWPERSVS	10153	DENTAL		\$185,700								\$185,700
18	HWPERSVS	10162	DENTAL-RETIRES		\$1,800								\$1,800
18	HWPERSVS	10171	DISABILITY INSURANCE		\$4,700								\$4,700
18	HWPERSVS	10180	LIFE INSURANCE		\$3,800								\$3,800
18	HWPERSVS	10185	FSA ADMINISTRATION FEE		\$300								\$300
18	HWPERSVS	10189	WORKERS COMPENSATION		\$408,000								\$408,000
18	HWPERSVS	10198	UNEMPLOYMENT COMPENSATION		\$1,000								\$1,000
18	HWPERSVS	10207	PROTECTIVE WEAR		\$10,900								\$10,900
18	HWPERSVS	10216	TOOLS ALLOWANCE		\$7,000								\$7,000
18	HWPERSVS	10250	SALARY SAVINGS		(\$155,300)								(\$155,300)
18	HWPERSVS	10870	DIRECT LABOR-TIME OFF/LONGEVTY		\$1,242,300								\$1,242,300
18	HWPERSVS	11745	OFFSET-EMPLOYEE BENEFIT EXP.		(\$5,699,300)	(\$12,800)							(\$5,712,100)
18	HWPERSVS	11754	OFFSET-DIRECT LBR REALLOCATION		(\$8,430,900)	(\$81,900)							(\$8,512,800)
18	HWPERSVS	11755	OFFSET-OTHER PERS SERVICE EXP.		(\$7,800)								(\$7,800)
<b>TOTAL EXPENDITURES</b>					\$0	\$0	\$0	\$0	\$0	\$0	\$0	\$0	\$0

152



DEPARTMENT Public Works, Hwy & Transp.  
 PROGRAM: Personal Services

YR	ORG CODE	OBJECT	DESCRIPTION	C A P B D	2016	ADOPTED	2016	2017	CURRENT	ACTUAL	ESTIMATED	TOTAL	AGENCY
					REVENUES	BUDGET 2017	CARRYFORWARD	COUNTY BOARD ACTIONS	MODIFIED BUDGET	REVENUES YTD	REVENUES TOTAL	ESTIMATED CARRYFORWARD	BASE
					\$0	\$0	\$0	\$0	\$0	\$0	\$0	\$0	\$0
			TOTAL REVENUES		\$0	\$0	\$0	\$0	\$0	\$0	\$0	\$0	\$0

153

DEPARTMENT Public Works, Hwy & Transp.  
 PROGRAM: Personal Services

YR	ORG CODE	OBJECT	DESCRIPTION	C A P B D	AGENCY BASE	DECISION ITEM #1	DECISION ITEM #2	DECISION ITEM #3	DECISION ITEM #4	DECISION ITEM #5	DECISION ITEM #6	DECISION ITEM #7	AGENCY REQUEST
					\$0								\$0
			TOTAL REVENUES		\$0	\$0	\$0	\$0	\$0	\$0	\$0	\$0	\$0

154

# DANE COUNTY BUDGET DECISION ITEM REQUEST

<b>1. DEPARTMENT</b>	Public Works, Hwy & Transp.	<b>3. DEPT. NO.</b>	71	<b>5. FUND NAME</b>	Highway Fund			
<b>2. PROGRAM</b>	Personal Services	<b>4. PROGRAM NO.</b>	614/00	<b>6. FUND NO.</b>	4210			
<b>7. DECISION ITEM TITLE</b>				<b>8. BUDGETED POSITION CHANGES</b>				
Personal Services Expenses				POSITION#	TITLE	# FTE	START DATE	
<b>9. DECISION ITEM NUMBER</b>								
PWHT-PERS-1								
<b>10. SHORT DESCRIPTION (for budget document--may not exceed 470 characters)</b>								
Personnel costs adjusted to projected actual, offset to net balance of \$0.								
				<b>TOTAL REQUESTED FTE CHANGE</b>		0.000		
<b>11. (a) EXPLANATION/JUSTIFICATION (please be specific)</b>				<b>12. OPERATING EXPENSES / REVENUE SUMMARY</b>				
Adjusted labor costs are allocated to several program in the Highway Department.				<b>REQUESTED EXPENDITURES</b>				
				PERSONNEL COSTS				\$0
				OPERATING EXPENSE				\$0
				CONTRACTUAL EXPENSE				\$0
				OPERATING OUTLAY				\$0
				TOTAL EXPENSE				\$0
				<b>RELATED REVENUES</b>				
				TAXES				\$0
				INTERGOVERNMENTAL REVENUE				\$0
				LICENSES & PERMITS				\$0
				FINES, FORFEITS & PENALTIES				\$0
				PUBLIC CHARGES FOR SERVICES				\$0
				INTERGOVERNMENTAL CHARGE FOR SERVICES				\$0
				MISCELLANEOUS				\$0
				OTHER FINANCING SOURCES				\$0
				TOTAL REVENUE				\$0
				<b>NET COST TO COUNTY</b>				<b>\$0</b>
<b>(b) What are the consequences of not funding this request?</b>								
<b>(c) What savings/productivity improvements will result from approval of this request?</b>								

**DANE COUNTY  
PROGRAM BUDGET  
NARRATIVE DATA FORM**

BLOCK 1 - Fund Name

Highway Fund

BLOCK 2 - Fund Number

4210

BLOCK 3 - Department Name

Public Works, Hwy & Transp.

BLOCK 4 - Department Number

71

BLOCK 5 - Program Name

Personal Services

BLOCK 6 - Division/Program Number

614/00

BLOCK 7 - Mission

To provide a program that shows the total personal services costs for all Highway fund programs.

BLOCK 8 - Description

Personal Services reflects total personal services cost for all Highway fund programs, which includes Administration, Transit & Environmental, CTH Maintenance, State and Local Services, Fleet and Facilities and CTH Construction. Personal Services Program has equal offset expense accounts that reflect the actual charges being re-allocated to the other Highway fund programs.

BLOCK 9 - Program Objectives

BLOCK 10 - Program Staff - Show Total FTE's

Actual 2016	Budget 2017	Revised 2017	Base 2018	Budget 2018
0.00	0.00	0.00	0.00	0.00

