


DANE COUNTY • WISCONSIN



2024

ADOPTED  
BUDGET

**TABLE OF CONTENTS**

Introduction		
List of Officials .....	12	
Organization of Dane County Government .....	13	
Mission Statement .....	14	
Budget Users Guide .....	16	
Profile of Dane County Government.....	19	
Community Profile .....	21	
 Budget Policies and Structure		
Financial and Management Policies.....	28	
The Budget Process .....	34	
Budget Activity Structure .....	38	
Basis of Budgeting and Fund Structure.....	40	
 Budget Overview		
Overview.....	50	
Major Revenues.....	58	
Operating Revenue Summary by Fund.....	70	
Operating Revenue Summary by Activity.....	71	
Operating Revenue Summary by Category .....	74	
Operating Revenue Summary by Category Chart.....	75	
General County Revenues .....	76	
Operating Expenditure Summary by Fund .....	78	
Operating Expenditure Summary by Activity .....	79	
Operating Expenditure Summary by Activity Chart.....	82	
Sources and Uses of Funds .....	83	
Budgeted Positions Summary by Agency .....	91	
Budgeted Position Changes Schedule .....	92	
 Program Budgets		
General County.....	98	
County Board.....	102	
Office of Criminal Justice Reform .....	107	
County Executive.....	111	
Executive.....	112	
Legislative Lobbyist.....	114	
Office of Energy & Climate Change .....	116	
Cultural Affairs.....	119	
Office for Equity & Inclusion .....	122	
County Clerk.....	127	
Administration.....	128	
Elections.....	132	
Administration .....	135	
Administration.....	137	
Opiate Settlement Fund .....	140	
Property & Liability Insurance Fund .....	142	
Workers Compensation.....	144	
Facilities Management		
Facilities Management Administration .....	146	
Janitorial Services .....	149	
Maintenance & Construction .....	152	
Controller.....	155	
Employee Relations .....	157	
Information Management .....	160	
Purchasing .....	163	
Public Works Engineering .....	165	
Printing & Services.....	168	
Consolidated Food Service .....	171	
Treasurer .....	174	
Corporation Counsel.....	178	
Corporation Counsel .....	179	
Permanency Planning .....	183	
Child Support Agency .....	186	
Register of Deeds .....	189	
Miscellaneous Appropriations.....	193	
Destination Madison.....	194	
Pretrial Services.....	196	
Clerk of Courts.....	199	
General Court Support.....	200	
Court Commissioner Center.....	204	
Guardian ad Litem.....	206	
Law Clerks.....	209	
Miscellaneous Criminal Justice .....	211	
Family Court Services.....	213	
Medical Examiner .....	217	
District Attorney .....	222	
Criminal & Traffic - Adult .....	223	
Criminal & Traffic - Juvenile .....	226	
Victim/Witness Unit .....	228	
Crime Response .....	231	

**2024 ADOPTED BUDGET****TABLE OF CONTENTS (continued)**

Deferred Prosecution .....	234	EA Contract Services .....	341
Sheriff .....	237	P&EI Administration .....	344
Administration .....	238	P&EI Prevention .....	347
Firearms Training Center .....	241	P&EI Community Programs .....	351
Support Services .....	244	P&EI Alternate Care .....	355
Security Services .....	247	P&EI Counseling & Therapy .....	358
Field Services .....	250	Housing Access & Affordability .....	362
Traffic Patrol Services .....	254	Behavioral Health Administration .....	366
Public Safety Communications .....	256	Behavioral Health Urgent Care .....	369
Public Safety Communications .....	257	Behavioral Health Recovery Management .....	373
DaneCom .....	261	Behavioral Health JSCS .....	376
Emergency Management .....	264	Behavioral Health CCS .....	380
Emergency Planning .....	265	CDBG Business Loan .....	383
Hazardous Materials Planning .....	268	CDBG-General .....	385
Emergency Medical Services .....	270	HOME Loan Fund .....	387
Juvenile Court .....	274	Commerce Revolving .....	389
Administration & Reception Center .....	275	Board of Health for Madison & Dane County .....	391
Home Detention .....	277	Veterans Services .....	396
Detention .....	279	Planning & Development .....	400
Shelter Home .....	282	Records and Support .....	401
Human Services .....	284	Planning .....	404
Badger Prairie Health Care Center (Fund 4310)		Capital Area Regional Planning Commission .....	408
Administration .....	287	Zoning & Plat Review .....	410
Health Care Center .....	289	Land Information Office .....	413
Sensitive Crimes .....	293	Department of Waste & Renewables .....	417
Administration .....	295	Administration & Special Projects .....	418
DAS Administration .....	299	Landfill Site #1 – Verona .....	421
DAS Area Agency on Aging .....	302	Transfer Station .....	423
DAS Aging & Disability Resource Center .....	306	Landfill Site #2 – Rodefald .....	426
DAS Adult Protective Services .....	309	Compost Site .....	430
DAS Disability Services .....	313	Cleansweep .....	432
Comprehensive Community Services .....	316	Methane Gas Operations .....	435
Behavioral Health .....	318	Library .....	439
DAS Transportation .....	320	Alliant Energy Center .....	444
CYF Admin Youth Justice & CPS .....	323	Administration .....	445
Youth Justice .....	326	Coliseum .....	447
Child Protective Services .....	329	Exhibition Hall .....	449
Econ Assistance & Work Services Administration .....	332	Conference Center .....	451
Eligibility .....	335	Arena .....	454
Capital Consortium .....	338	Agricultural Exhibit Buildings .....	457

## TABLE OF CONTENTS (continued)

<ul style="list-style-type: none"> <li>Parking Lots ..... 459</li> <li>Landscape Areas ..... 462</li> <li>Subsidized AEC Events ..... 464</li> <li>Henry Vilas Zoo ..... 466</li> <li>Land &amp; Water Resources ..... 471                             <ul style="list-style-type: none"> <li>Administration ..... 472</li> <li>Parks ..... 476</li> <li>Lussier Family Heritage Center ..... 479</li> <li>Water Resources Engineering ..... 482</li> <li>Watersheds &amp; Ecosystem Services ..... 485</li> <li>Conservation ..... 487</li> <li>Lake Management ..... 490</li> </ul> </li> <li>Extension ..... 493</li> <li>Miscellaneous Appropriations ..... 497                             <ul style="list-style-type: none"> <li>Historical Society ..... 498</li> </ul> </li> <li>Highway &amp; Transportation ..... 500                             <ul style="list-style-type: none"> <li>Administration ..... 501</li> <li>Transit &amp; Environmental ..... 504</li> <li>CTH Maintenance ..... 506</li> <li>Highway State Services ..... 510</li> <li>Highway Local Services ..... 512</li> <li>Fleet &amp; Facilities ..... 514</li> <li>CTH Construction ..... 517</li> <li>Personal Services ..... 519</li> <li>Bridge Aid ..... 522</li> <li>WI River Rail Transit Commission ..... 524</li> <li>Parking Ramp ..... 526</li> </ul> </li> <li>Airport ..... 528                             <ul style="list-style-type: none"> <li>Administration ..... 529</li> <li>Maintenance ..... 533</li> <li>Terminal Complex ..... 536</li> <li>Parking Lot ..... 540</li> <li>Landing Area ..... 543</li> <li>General Aviation ..... 546</li> <li>Industrial Area ..... 549</li> </ul> </li> <li>Debt Service ..... 552</li> <li>Statistical and Supplemental Data                             <ul style="list-style-type: none"> <li>Operating Expenditures by Activity – Last 10 Years ..... 558</li> <li>Operating Revenues by Source – Last 10 Years ..... 559</li> </ul> </li> </ul>	<ul style="list-style-type: none"> <li>Equalized Valuation ..... 560</li> <li>Equalized Value – Last 10 Years ..... 562</li> <li>Equalized Value by Class – Last 10 Years ..... 563</li> <li>Changes in Equalized Value of Real Estate Property ..... 564</li> <li>Property Tax Rates – Last 10 Years ..... 565</li> <li>County Taxes – Last 10 Years ..... 566</li> <li>Sales Tax Collections by NAICS Code ..... 567</li> <li>Demographic Statistics – Last 10 Years ..... 568</li> <li>Annual Unemployment Statistics ..... 569</li> <li>Largest Employers ..... 570</li> <li>Largest Taxpayers ..... 571</li> <li>Tax Setting Resolution ..... 572</li> <li>Tax Apportionment Schedule ..... 573</li> <li>Salary Schedules ..... 575</li> <li>Operating Budget Appropriations Resolution                             <ul style="list-style-type: none"> <li>Operating Budget Appropriations Narrative ..... 588</li> <li>Tax Levy Computation and Fund Balance Analysis ..... 592</li> <li>Tax Levy History ..... 595</li> <li>Operating Budget Appropriations Schedule ..... 598</li> <li>Operating Expenditure and Revenue History ..... 607</li> <li>Operating Budget Carryforwards ..... 622</li> <li>Principal &amp; Interest Payment Schedule ..... 629</li> <li>Budgeted Positions Schedule - Detailed ..... 633</li> <li>Appendix A – HSD Client Service Contracts &gt;\$100,000... 681</li> </ul> </li> <li>Capital Budget                             <ul style="list-style-type: none"> <li>Introduction ..... 690</li> <li>Capital Budget Overview ..... 697</li> <li>Planned Project Overview ..... 700</li> <li>Project Detail Summaries                                     <ul style="list-style-type: none"> <li>AV Replace 3Rd Floor Mtg. Rms. .... 720</li> <li>AV Replacement In Chambers ..... 721</li> <li>CCB Land Acknowledgmnt Project ..... 722</li> <li>Election Security &amp; Relocation ..... 723</li> <li>Ho-Chunk History Center ..... 724</li> <li>Learning Management Software ..... 725</li> <li>Mens Shelter Project ..... 726</li> <li>Second Harvest Food Pantry ..... 727</li> <li>Vehicle &amp; Equipment Replacemnt (Administration) .... 728</li> </ul> </li> </ul> </li> </ul>
--	---

**2024 ADOPTED BUDGET****TABLE OF CONTENTS (continued)**

CCB Air Handling Unit Replace .....	729	Computer Software & Hardware .....	769
CCB Chiller Pump Replacement.....	730	Dive Equipment.....	770
CCB Lighting Controls and Hubs .....	731	Duct Cleaning CCB PSB .....	771
CCB MLK Façade Windows & Light .....	732	Equipment For Vehicles .....	772
DCCH Carpet Replacement .....	733	Flock Camera.....	773
DCCH Cooling Tower Replacement .....	734	Gas Masks .....	774
DCCH Front Entrance Replace .....	735	Less Lethal Launcher.....	775
DCCH HVAC Improvements.....	736	MDC and Radar Units .....	776
East District Campus-Geothermal .....	737	Night Vision & Thermal Devices.....	777
EDC Utility Infrastructure.....	738	Polygraph Operator Equipment.....	778
Facilities Custodial Equip .....	739	PSB Booking Garage Doors .....	779
Facilities Maintenance Equip .....	740	Range Improvements.....	780
FCS Space Analysis .....	741	Replace Skid Steer .....	781
HS Card Access System Upgrade .....	742	Replacement Furniture .....	782
Northport Roller Shade Install.....	743	Rescue Shields .....	783
PSB Intake Garage Doors Repl.....	744	Rifle Replacement Program .....	784
Solar Installation-BPNN .....	745	SCBA Equipment .....	785
Tellurian Facility Improvemnts .....	746	Security Update Crths & PSB .....	786
Verona Campus-CFS & Geothermal .....	747	Taser Replacement & Supplies.....	787
Audio/Visual Conferencing .....	748	Trailer Set Team .....	788
Automation Projects .....	749	UAV Vehicle Changeover .....	789
Computer Equipment.....	750	Unmanned Aerial Vehicle .....	790
Cyber Security Improvements .....	751	Vehicle & Equipment Replacemnt (Sheriff).....	791
Data Storage Upgrade .....	752	Backup Data Storage .....	792
Disaster Recovery Site.....	753	KVM Switch Replacement.....	793
Fiber Network Connections .....	754	PSC Building .....	794
Microsoft Licensing Project .....	755	Replace DaneCom Site Batteries .....	795
Network Infrastructure Upgrade.....	756	UPS Battery Replacement .....	796
Wireless Infrastructure Upgrade .....	757	UPS Capacitor Replacements .....	797
Case Management Software .....	758	Virtual CAD Workstations.....	798
CT Area Remodel .....	759	Replacement Equip-Detention .....	799
AED Replacement .....	760	Shelter Home Updates.....	800
Ballistic Helmets .....	761	BPHCC Resident Floorng Replace.....	801
Berm Mining-FTC .....	762	Parking Lot Replacement-BPHCC .....	802
Body Camera Pilot Project .....	763	Resident Care Equipment/Imprvm.....	803
Body Scanner.....	764	Restroom Renovation/Upgrade .....	804
Camera CSI Unit .....	765	Vehicle Replacement (HSD) .....	805
Carpet Replacement .....	766	Affordable Housing Devel Fund .....	806
CCB Cellblock Hot Water .....	767	Beacon Equipment Purchase .....	807
CCB Westside Showers.....	768	DCHA Habitat Grant.....	808

**TABLE OF CONTENTS (continued)**

Farm Worker Housing Fund.....	809	Park Improvement Projects .....	849
Fitchburg Teen Center .....	810	Picnic Tables/Grills/Camp Fixt .....	850
St Johns Housing Project.....	811	Stewart Restroom Replacement .....	851
Fly Dane Digital Terrain & Ort.....	812	Wisconsin River Trail Crossing .....	852
Compost Facility Construction .....	813	Dane County Conservation Fund .....	853
Compost Permitting and Design .....	814	Buoys & Lights .....	854
Equipment (Waste & Renewables).....	815	Conservation Practice Implemnt .....	855
Site 3 - Permitting and Design .....	816	Dane County CRP .....	856
Site 3 - Preconstruction Activ .....	817	Lake Mgmt Repair Parts Inv.....	857
Site 3 - Property Acquisition .....	818	Animal Health Medical Equipmnt .....	858
Site 3 - Water Main Extension .....	819	Aviary Habitat Project.....	859
Equipment .....	820	Green Barn HVAC .....	860
Forklift.....	821	Heart Of The Zoo Project.....	861
Gas System Upgrades .....	822	Koi Pond Cleaning .....	862
H2S System Expansion .....	823	Penguin Building Project.....	863
Maintenance Building.....	824	Solar Installation-HV Zoo .....	864
Set Rule Improvements .....	825	Upper Gift Shop HVAC .....	865
Verona Genset Building Improve .....	826	Zoo Fence Projects .....	866
Building Demolition .....	827	Zoo Improvements .....	867
Facility Upgrades .....	828	Zoo Operating Equipment .....	868
Landscaping Activities.....	829	Zoo Paving Projects .....	869
Long Term Care & Closure .....	830	AEC Business Planning .....	870
Passenger Vehicle .....	831	AEC Strategic Design/Action Pl .....	871
Scale System Replacement.....	832	Asphalt & Concrete Repair .....	872
Vac Truck .....	833	Bike-Pedestrian Plan.....	873
Water Truck .....	834	Campus Lighting & Elec Review .....	874
Campus Design & Construction .....	835	Campus Signage.....	875
Rec Planning and Improvements .....	836	Center Improvements .....	876
Waste Education Center .....	837	Coliseum HVAC Upgrade .....	877
Equipment .....	838	Exhibition Hall HVAC Upgrades .....	878
Facility Upgrades .....	839	Parking Consultant.....	879
Black Earth Creek Restoration .....	840	Parking Safety & Beautfication.....	880
Vehicle & Equipment Replacemnt .....	841	Stormwater Retention .....	881
Yahara Clean Implementation .....	842	Vehicles & Equipment (AEC) .....	882
Yahara River Flow Enhancement .....	843	Ramp Pay Station Upgrade .....	883
Accessible Shorefishing Impvts .....	844	Ramp Renovation .....	884
Brigham Prk Restroom & Showers .....	845	CTH AB-CTH MN to 12 .....	885
Cultural Feature Inrpretation .....	846	CTH A-Bridge B130056 .....	886
New Property Stabilization.....	847	CTH A-Bridge B130950 .....	887
Park Accessibility Improvemnts .....	848	CTH A-STH 69 to CTH D .....	888

**2024 ADOPTED BUDGET****TABLE OF CONTENTS (continued)**

CTH BB-Bridge P130032 .....	889	Rollers .....	929
CTH F-CTH ID To CTH F North .....	890	Semi-Tractor Replacement .....	930
CTH F-USH 18/151 To CTH Id .....	891	Sign Truck .....	931
CTH G-Bridge B130038 .....	892	Skid Steer Brooms .....	932
CTH G-CTH A East To STH 92 .....	893	Skid Steer Replacement .....	933
CTH JG-Mt Horeb NVL To CTH ID .....	894	Small Marker Painter.....	934
CTH JJ-Bridge P130918 .....	895	Storage Tanks Truck Mounted .....	935
CTH K-CTH P To Ripp Rd .....	896	Sweeper .....	936
CTH KP-Garfoot Cr Box Culvert .....	897	Tailgate Conveyors .....	937
CTH KP-STH 19 To USH 12 .....	898	Trailers .....	938
CTH M-Br 0046 & Branch Inter.....	899	Tri Axle Trucks .....	939
CTH M-CTH Q/Allen Intersection.....	900	Combined Federal Projects .....	940
CTH MM-USH 14 To McCoy Rd .....	901	Taxiway Improvements .....	941
CTH MN-Bridge B130953 .....	902	Deicer Truck Conversion .....	942
CTH N-Bridge B130042 .....	903	Mowing/Snow Removal Tractor .....	943
CTH N-Bridge B130081 .....	904	Employee Parking Lot Expansion .....	944
CTH PQ-Bridge B130072 .....	905	HVAC System Renovations .....	945
CTH PQ-STH 73 To Cambridge WVL .....	906	Terminal Modernization Project .....	946
CTH TT-Bridge B130207 .....	907		
CTH V-CTH N To CTH VV North .....	908	Capital Budget Appropriations Resolution	
CTH V-Main St To Nelson Ct.....	909	Capital Budget Appropriations Resolution Narrative .....	950
CTH Y-Bridge B130026 .....	910	Tax Levy Computation/History .....	953
CTH Y-CTH KP To NCOL.....	911	Capital Appropriations Schedule .....	959
Highway Culvert Replacements .....	912	Capital Expenditure History .....	965
Attenuator.....	913	Capital Budget Carryforwards .....	980
Brine Trailer .....	914		
Bulldozers .....	915	Debt	
Concrete Truss Screed .....	916	Capital Budget Financing.....	994
Crackfill Melter .....	917	Computation of Legal Debt Margin .....	996
Crew Leader Truck .....	918	Outstanding Debt as % of Legal Limit .....	997
Dual Fuel 3/4 Ton Trucks.....	919	Existing Debt Service by Fund .....	998
Dump Trucks .....	920	Principal & Interest Payment Schedule .....	999
Emergency Repair/Replacement .....	921		
Hydro Excavator Vacuum Truck .....	922	Glossary of Budget Terms .....	1004
Liquid Asphalt Distributor .....	923		
Low Boy Trailer .....	924	Index.....	1018
Message Boards .....	925		
Other Equipment .....	926		
Patrol Trucks .....	927		
Road Walk Saw .....	928		



## **2024 DANE COUNTY PROGRAM BUDGET**

Date: January 2, 2024

To: Residents of Dane County

From: Joe Parisi, Dane County Executive  
Patrick Miles, Chair, Dane County Board of Supervisors

Re: 2024 Operating and Capital Budgets

The Adopted 2024 Dane County operating budget authorizes \$789,298,454 in expenditures while the capital budget authorizes \$179,216,700. The combined operating and capital budget expenditures total \$968,515,154. The budgets are supported by \$254,553,992 in property taxes and \$90,344,898 in sales tax revenue. The rate of spending supported by property taxes rose by 13.56%.

We would like to thank the County Board of Supervisors for their effective and timely work on this budget. With lots of work and cooperation, we produced a budget that controls spending and improves services for the residents of Dane County and did so quickly and efficiently.

We would also like to thank all of the county staff for their hard work on the budget and many other projects throughout 2023.





# I. INTRODUCTION



**LIST OF OFFICIALS**

**JOE PARISI  
COUNTY EXECUTIVE**

**PATRICK MILES, CHAIR (34)  
COUNTY BOARD OF SUPERVISORS**

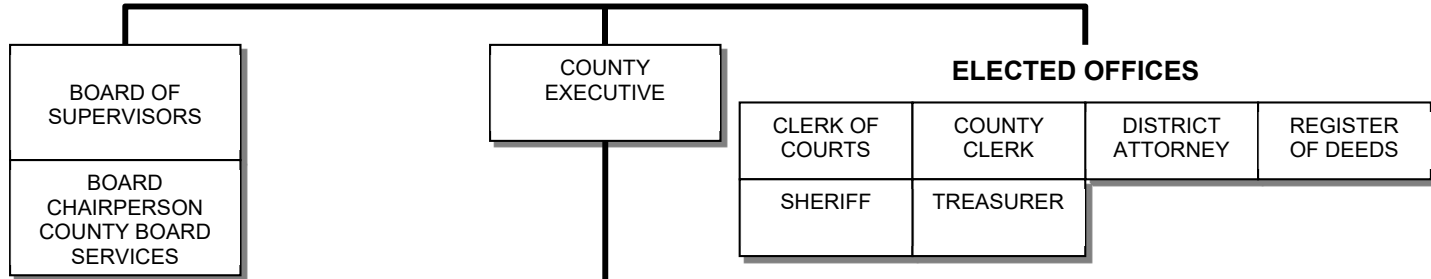
<b>Elizabeth Doyle (1)</b>	<b>Brenda Yang (19)</b>
<b>Heidi Wegleitner (2)</b>	<b>Jeff Weigand (20)</b>
<b>Analiese Eicher (3)</b>	<b>Andrew Schauer, First Vice-Chair (21)</b>
<b>Matt Veldran (4)</b>	<b>Maureen McCarville, Sergeant at Arms (22)</b>
<b>Jeff Hynes (5)</b>	<b>Chuck Erickson (23)</b>
<b>Yogesh Chawla, Sergeant at Arms (6)</b>	<b>Sarah Smith (24)</b>
<b>Cecely Castillo (7)</b>	<b>Tim Kiefer (25)</b>
<b>Jeffrey Glazer (8)</b>	<b>Holly Hatcher (26)</b>
<b>Steven Peters (9)</b>	<b>Kierstin Huelsemann (27)</b>
<b>Aaron Collins (10)</b>	<b>Michele Doolan (28)</b>
<b>Richelle Andrae (11)</b>	<b>Dave Ripp (29)</b>
<b>Larry Palm (12)</b>	<b>Patrick Downing (30)</b>
<b>Jay Brower (13)</b>	<b>Jerry Bollig (31)</b>
<b>Anthony Gray (14)</b>	<b>Chad Kemp (32)</b>
<b>April Kigeya, Second Vice-Chair (15)</b>	<b>Dana Pellebon (33)</b>
<b>Rick Rose (16)</b>	<b>Michael Engelberger (35)</b>
<b>Jacob Wright (17)</b>	<b>Melissa Ratcliff (36)</b>
<b>Michele Ritt (18)</b>	<b>Kate McGinnity (37)</b>

**DANE COUNTY, WISCONSIN**

# 2024 ADOPTED BUDGET

## ORGANIZATION OF DANE COUNTY GOVERNMENT

### CITIZENS



### STANDING COMMITTEES

Executive	Personnel & Finance	Health & Human Needs	Public Protection & Judiciary
Environment, Ag & Natural Resources	Public Works & Transportation	Zoning & Land Regulation	

### COMMITTEES OF THE COUNTY BOARD

	City-County Liaison	Land Conservation	University Extension	
--	---------------------	-------------------	----------------------	--

### BOARDS & COMMISSIONS

Aging and Disability Resource Ctr. Governing Board	Airport Commission	Alliant Energy Center Commission	Area Agency on Aging Board	Board of Adjustment	Board of Health for Madison and Dane County	Civil Service Commission	Commission on Sensitive Crimes	Commissioners of Condemnation	Community Development Block Grant Commission	Criminal Justice Council
Arts & Cultural Affairs Commission	Commission on Economic and Workforce Devel.	DaneCom Governing Board	Emergency Medical Services Commission	Employee Mgmt. Insurance Advisory Committee	Environmental Council	Equal Opportunities Commission	Ethics Board	Food Council	Henry Vilas Zoo Commission	City/County Homeless Issues Committee
Housing Authority	Human Services Board	Lakes & Watershed Commission	Land Information Council	Library Board	Living Wage Review Council	Local Emergency Planning Committee	Long Term Support Committee	Metropolitan Sewerage District Commission	Monona Terrace Convention & Community Center Board	Office for Equity & Inclusion Advisory Board
Park Commission	Poverty Commission	Public Safety Communications Advisory	Solid Waste & Recycling Commission	South Central Library System Board	South Central Wisconsin Rail Transit Comm	Specialized Transportation Commission	Tree Board	Veterans Service Commission	Wisconsin River Rail Transit Commission	Youth Commission

### DEPARTMENTS

Administration	Airport	Alliant Energy Center	Corporation Counsel	Emergency Management
Extension Office	Family Court Services	Human Services	Joint Board of Health	Juvenile Court Program
Land & Water Resources	Land Information	Library Service	Medical Examiner	Office for Equity & Inclusion
Planning & Development	Public Safety Communications	Highway & Transportation	Veterans Service	Henry Vilas Zoo
Waste & Renewables	Office of Criminal Justice Reform	Pretrial Services		

**DANE COUNTY, WISCONSIN**

**MISSION STATEMENT**



Dane County government strives to provide high quality and efficient public services that respond to public needs and treat every individual with respect and dignity. Consistent with state statutory authority, county services promote health, welfare and safety for all Dane County residents. Services are provided in the areas of general government, public safety, courts, highways and transportation, health and human services, recreation and education, conservation, and economic development.

**DANE COUNTY, WISCONSIN**



## BUDGET USERS GUIDE

The County's budget is a financial guide for its citizens, staff and elected officials. The purpose of the document is to communicate the initiatives authorized by the County Executive and County Board. This plan accounts for the County's anticipated "income" from various revenue sources (e.g. property tax, sales tax, user fees, etc.) and how those resources are to be used during the fiscal year. The reader will also find background information on County government, the community, and other pertinent statistical data about Dane County. The budget document is organized into ten sections:

**INTRODUCTION:** This section lists the names of the County Executive, the County Board Chair and the other thirty-six County Board Supervisors. There is an organizational chart of County government showing all of the county departments, elected officials, county board committees and other county boards and commissions. The County's mission statement is also found in this section. There is a profile of Dane County government, which discusses the County's elected officials, departments, and major facilities. There is also a profile of the Dane County community, including information on population and housing, employment and economic data, and quality of life.

**BUDGET POLICIES AND STRUCTURE:** This section contains the financial and management policies of the County, a discussion of the budget activity structure, basis of budgeting and fund structure, and a description of the County's budget process.

**BUDGET OVERVIEW:** Provides a summary of program highlights and staff changes for the budget year, as well as a discussion of the County's major revenue sources. This section also provides an overview of revenues and expenditures for all funds for the budget year along with comparative data for the prior and current years. In this section, expenditures are summarized by fund, appropriation and activity, and expenditure category. Revenues are summarized by fund, appropriation and activity, and revenue source category. There is also a schedule of budgeted positions by department and a schedule of changes in budgeted positions.

**PROGRAM BUDGET NARRATIVES:** This section provides budget information for each of the program budget areas of the County. Each program budget area includes a mission and description, and summary budget information for the prior year, current year and budget year.



**BUDGET USERS GUIDE (continued)**

The County uses the decision item concept to build the program budgets. Under this concept a Base budget is established for each program which fully funds all existing positions, including anticipated salary and benefit adjustments, funds operating and contractual services at current year adopted amounts, zeros out all operating capital and removes any one-time items included in the current year budget. Base budgets are also adjusted for any expenditure and revenue changes that are required based on approved commitments, such as debt service and depreciation. Departments then request increases or decreases to the Base budget through decision items. Decision items group increases and decreases in various accounts according to their root cause (e.g. inflation, average daily population changes, new activity or service, etc). Decision items are intended to help decision-makers focus attention on the programmatic impact of the request rather than the individual account details. Each program is allowed up to seven different decision items. Each decision item has a brief narrative description of the department's request, a narrative of the County Executive's action on the decision item, and a narrative of the County Board's action on the decision item. In addition, decision items can be initiated at the County Executive and County Board stages of the budget process.

**STATISTICAL AND SUPPLEMENTAL DATA:** Contains a variety of historical data and charts on operating expenditures by activity, operating revenues by source, equalized valuation, and county taxes for the past 10 years. This section includes demographic information on Dane County, including population, per capita income, school enrollment, unemployment, principal taxpayers, and largest employers, followed a computation of the County's legal debt margin. There are also supporting schedules and information related to the adopted budget, including the County Board resolution establishing the tax levy for the budget, a schedule apportioning the tax levy out across the local municipalities and a schedule of the equalized values used in the apportionment of the levy. Finally, this section also includes salary schedules for the various employee groups of the county.

**OPERATING BUDGET APPROPRIATIONS RESOLUTION:** This section is the official operating budget adopted by the County Board and approved by the County Executive. The Operating Budget Appropriations Resolution includes the tax levy computation and fund balance analysis, a tax levy history, schedule of appropriations for operations, an operations expenditure and revenue history, list of operating budget carryforwards, schedule of principal and interest payments, and a schedule of budgeted positions.

**BUDGET USERS GUIDE (continued)**

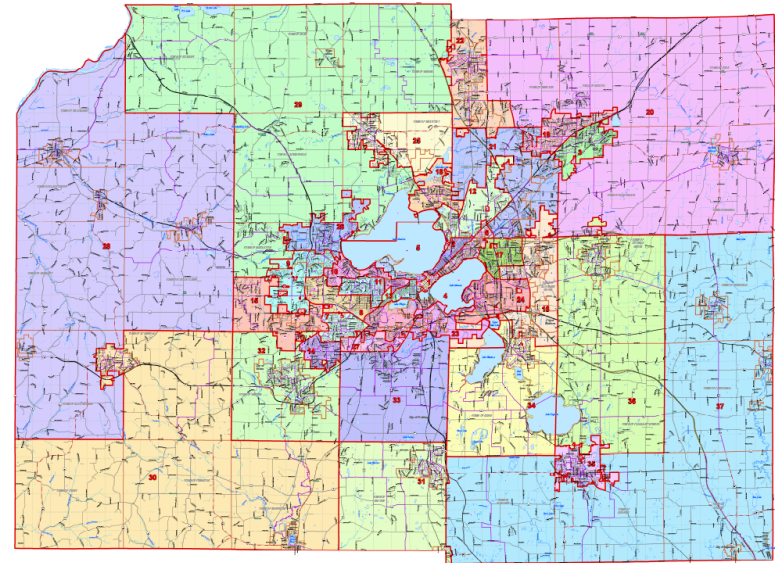
**CAPITAL BUDGET:** The Capital Budget section includes an introduction that discusses the scope of the capital budget, the state imposed property tax levy limitation, the capital improvement planning and budgeting process, budget control policies, and financing of the capital budget. The Planned Project Overview is a schedule of capital budget items for the prior year, current year and budget year. The Project Detail Summaries contain a brief description, justification and financing summary for each project in the Capital Budget. When available, an estimate of the project’s impact on the operating budget is also included on the project detail summary.

**CAPITAL BUDGET APPROPRIATIONS RESOLUTION:** This section is the official capital budget adopted by the County Board and approved by the County Executive. The Capital Budget Appropriations Resolution includes the tax levy computation and fund balance analysis, tax levy history, appropriations for capital, capital expenditure history, capital budget carryforwards, and a principal and interest payment schedule.

**DEBT:** This section includes a schedule of existing debt service by fund and information on the County’s outstanding debt as a percent of its legal debt limit.

**GLOSSARY:** A glossary of common budget terms and acronyms.

**INDEX:** An alphabetical directory of the budget document.

**PROFILE OF DANE COUNTY GOVERNMENT**

Dane County government provides many functions and services for its 590,056 citizens through over 2,700 elected and civil service employees. The County acts as an agency for the State of Wisconsin to enforce both state and county laws for the protection of its citizens' livelihood, safety, health and welfare, and property.

The Dane County Board of Supervisors establishes policies for the County. Supervisors are elected from each of the County's 37 supervisory districts (see map above) in the spring of even numbered years. As the County's legislative body, the County Board also approves county ordinances, levies taxes, and appropriates funds for all county services.

The Office of the County Executive was established in 1972 to act as the Chief Executive Officer of the County. The County Executive is a countywide elected position that serves a four-year term, with elections in the spring.

In addition to the County Board and County Executive, there are six elected County officials whose offices are established by the constitution of the State of Wisconsin and who are elected in the fall of every even numbered year.

**DANE COUNTY, WISCONSIN**

### **PROFILE OF DANE COUNTY GOVERNMENT (continued)**

These offices are the Clerk of Courts, County Clerk, District Attorney, Register of Deeds, Sheriff and Treasurer. Elected officials serve as the head of their respective agencies and carry out the policies established by the State Legislature, the County Board, and the County Executive.

In addition to the six elected officials, Dane County has numerous appointed department heads that administer County, State and Federal regulations specific to their departments. These departments are Administration, Airport, Alliant Energy Center, Corporation Counsel, Emergency Management, Extension, Family Court Services, Human Services, Juvenile Court, Land and Water Resources, Library, Medical Examiner, Office for Equity & Inclusion, Planning and Development, Public Safety Communications, Highway and Transportation, Veterans Service, Waste & Renewables, and the Zoo.

The Dane County Regional Airport plays a vital role in meeting the transportation needs of the Dane County area, as well as striving to enhance the community it serves. Every year, more than a million passengers use the airport. Commercial air service includes Delta, United, Frontier, American, and Sun Country. Typically more than 100 commercial planes depart and arrive the Dane County Regional Airport on an average day.

The Alliant Energy Center is a state-of-the-art convention and exposition center, situated on a landscaped 160-acre campus. The multi-use buildings that comprise the Center campus are typically home to nearly 500 events a year, including professional and amateur sports, concerts, family, trade and consumer shows, agricultural events, conventions and other activities such as the World Dairy Expo. These events typically draw more than 1,000,000 visitors annually. Among the buildings on the campus are the 255,000 square foot Exhibition Hall, the 290,000 square foot New Holland Pavilions, and the 10,000 seat Veterans Memorial Coliseum. The Center campus also includes 5,800 paved parking stalls.

Badger Prairie Health Care Center is a 120-bed, 24-hour nursing facility that provides care to residents paid either through public assistance or private resources. Badger Prairie is an important link in Dane County's health and long-term care systems for older adults and adults with disabilities. The nursing facility, which is operated by Dane County Department of Human Services, provides services and treatment to adults with behavioral emotional or psychiatric disorders that keep them from living with their own families, in the community or in other nursing homes.

## **DANE COUNTY, WISCONSIN**

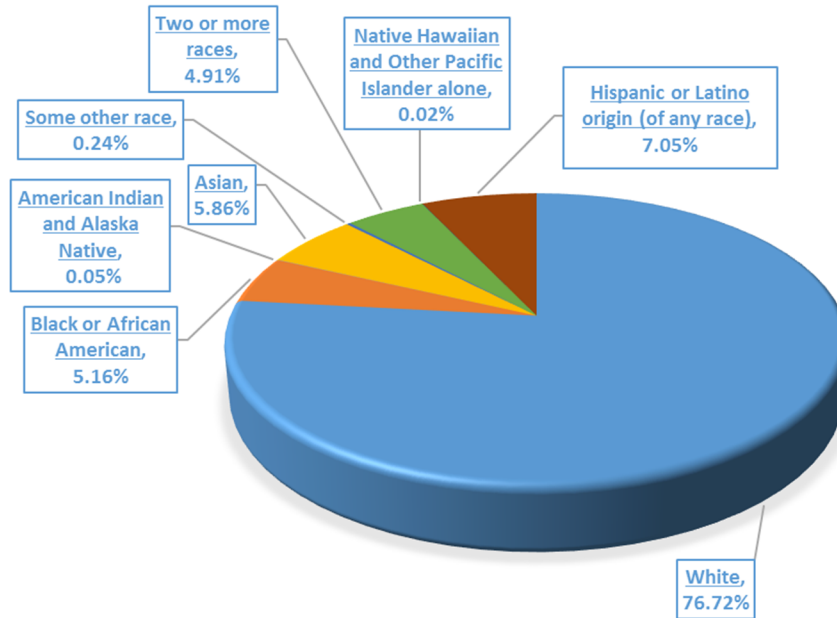
## COMMUNITY PROFILE

Dane County was created by the first Wisconsin Territorial legislature in 1836 and was organized as a separate governmental unit in 1839. The County was named after Nathan Dane of Massachusetts, chairman of the committee that drew up the Ordinance of 1787 for the government of the Northwest Territory.

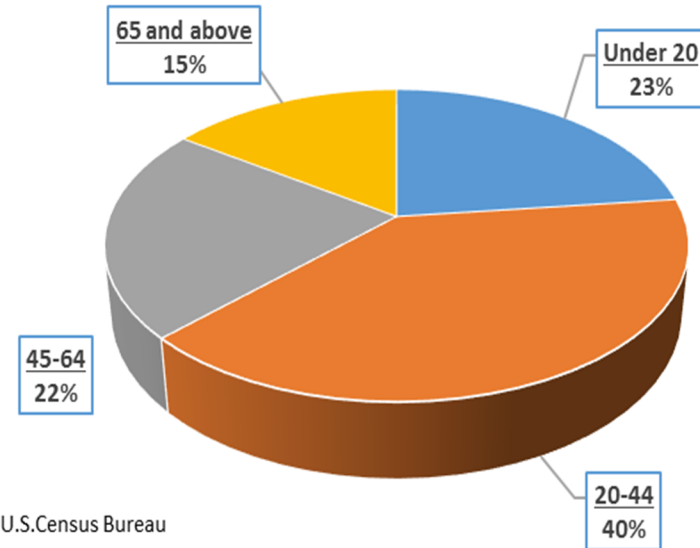
### Population and Housing

Dane County is one of the fastest growing counties in Wisconsin. The 2020 census showed a population of 561,504, which was a 15% increase over the 2010 census. The County's citizens are well educated, with the 2020 census reporting 96% percent of the population age 25 and over as high school graduates, and 51% having a bachelor's degree or higher.

**POPULATION BY RACE AND ORIGIN**



**Population by Age**

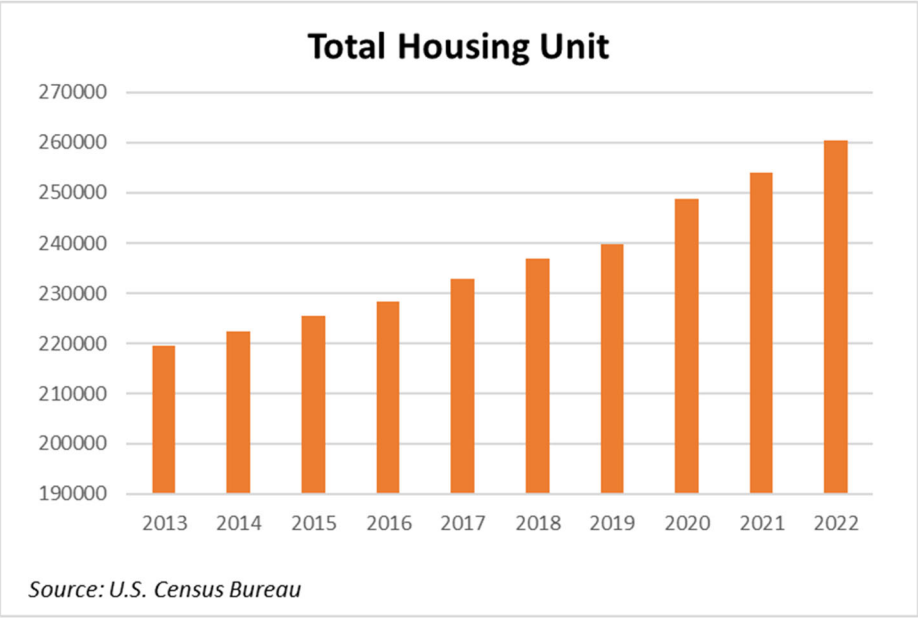
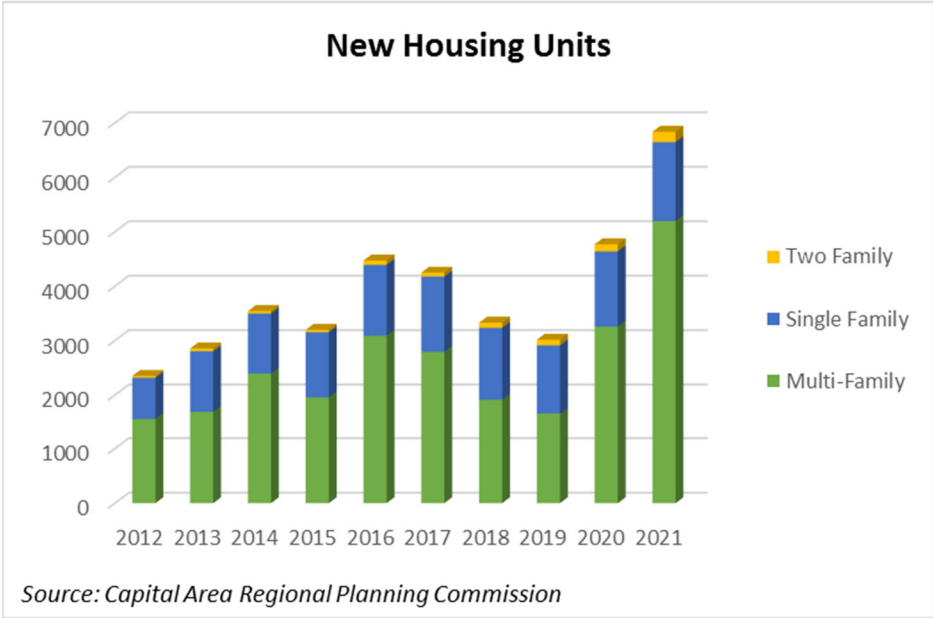


**DANE COUNTY, WISCONSIN**

**COMMUNITY PROFILE (continued)**

With an estimated 2022 population of 568,203 the County is second only to Milwaukee County for population in Wisconsin. Within the County's 1,238 square miles there are 33 townships, 20 villages and 8 cities. The City of Madison is the largest with 47% of the County's population and 43% of the equalized value. The City of Madison is the Capital of Wisconsin and home to the 45,540 Student University of Wisconsin-Madison.

The effects of this population increase can be seen in the number of residential building permits issued and in the number of housing units available.



**DANE COUNTY, WISCONSIN**

**COMMUNITY PROFILE (continued)**Employment and Economic Data

Dane County is home to Epic Systems, a leading healthcare software company, CUNA Mutual Group, a leading provider of financial services to the world's credit unions; American Family Insurance, Exact Sciences, and many other businesses and industries. In addition, Dane County is a leading Wisconsin county in agriculture and livestock production.

Dane County has a rapidly growing high-tech business community that has been fostered by the University of Wisconsin-Madison's world-wide leadership and academic teaching in the areas of biotechnology, medical/biomedical research, micro-electronics, pharmaceuticals, contract research and development, and software and other computer-related equipment.

The annual average unemployment rate in Dane County is consistently below state and national averages. The low unemployment rate can be attributed to the stability of the workforce and types of business located in the County.

<b>Annual Unemployment Rates (Not seasonally adjusted)</b>			
<b>Year</b>	<b>Dane County</b>	<b>Wisconsin</b>	<b>United States</b>
<b>2011</b>	5.2%	7.6%	8.9%
<b>2012</b>	4.8%	6.9%	8.1%
<b>2013</b>	4.7%	6.7%	7.4%
<b>2014</b>	3.6%	5.3%	6.2%
<b>2015</b>	3.1%	4.4%	5.3%
<b>2016</b>	2.8%	3.9%	4.9%
<b>2017</b>	2.4%	3.3%	4.4%
<b>2018</b>	2.2%	3.0%	3.9%
<b>2019</b>	2.3%	3.2%	3.7%
<b>2020</b>	4.9%	6.4%	8.1%
<b>2021</b>	2.9%	3.8%	5.3%
<b>2022</b>	2.2%	2.9%	3.6%

Source: Wisconsin Department of Workforce Development

**DANE COUNTY, WISCONSIN**

## COMMUNITY PROFILE (continued)

Dane County Non-Farm Employment by Industry (NAICS** Code) - Annual Averages							
INDUSTRY:	2017	2018	2019	2020	2021	2022	Grand Total
CONSTRUCTION	15,551	16,274	16,497	15,704	16,231	16,744	97,001
EDUCATION & HEALTH SERVICES	84,128	85,347	88,305	89,191	91,550	93,438	531,959
FINANCIAL ACTIVITIES	22,137	21,975	22,724	22,402	22,640	22,858	134,736
INFORMATION	16,128	15,988	16,489	16,803	16,971	17,844	100,223
LEISURE & HOSPITALITY	33,731	33,649	34,515	25,226	27,582	31,777	186,480
MANUFACTURING	23,993	24,500	25,204	24,534	26,292	27,255	151,778
NATURAL RESOURCES & MINING	2,164	2,229	2,285	2,317	2,367	2,541	13,903
OTHER SERVICES	-	11,338	11,136	10,555	10,516	11,006	54,551
PROFESSIONAL & BUSINESS SERVICES	48,126	49,551	49,641	48,596	48,682	47,295	291,891
PUBLIC ADMINISTRATION	21,459	21,420	21,286	20,984	20,752	21,114	127,015
TRADE, TRANSPORTATION, UTILITIES	53,853	53,958	53,949	51,611	52,555	52,997	318,923
INDUSTRY TOTAL:	321,270	336,229	342,031	327,923	336,138	344,869	2,008,460

*Source: WI DWD, Labor Market Information, QCEW 2022*

Dane County's per capita personal income is consistently higher than state and national levels.

Per Capita Personal Income			
Year	Dane County	Wisconsin	United States
2012	\$ 48,746.00	\$ 42,641.00	\$ 44,237.00
2013	\$ 49,603.00	\$ 42,688.00	\$ 44,401.00
2014	\$ 51,073.00	\$ 44,159.00	\$ 46,287.00
2015	\$ 53,649.00	\$ 45,932.00	\$ 48,060.00
2016	\$ 54,958.00	\$ 46,598.00	\$ 48,971.00
2017	\$ 56,759.00	\$ 48,313.00	\$ 51,004.00
2018	\$ 59,885.00	\$ 50,522.00	\$ 53,309.00
2019	\$ 62,819.00	\$ 52,364.00	\$ 55,547.00
2020	\$ 65,500.00	\$ 55,431.00	\$ 59,153.00
2021	\$ 72,511.00	\$ 60,381.00	\$ 64,430.00
2022	\$ 73,726.00	\$ 61,475.00	\$ 65,470.00

*Source: Bureau of Economic Analysis*

## DANE COUNTY, WISCONSIN



**COMMUNITY PROFILE (continued)**Quality of Life

Approximately half of the population of Dane County lives within the Madison urban area. As demonstrated by the list of awards below, Madison and the surrounding area consistently rank as a top community in which to live, work, play and raise a family. Services provided by Dane County play a large part in such honors.

**#4 Best Cycling Towns**

*USA Today Travel*, April, 2014

**#4 Greenest Cities in the U.S.**

*Zippia.com*, August, 2020

**Madison Ranked #10 Safest Big Cities in the U.S.**

*MSN Money*, August 2017

**#15 Best Public Schools in the U.S.**

*US News*, September, 2018

**Madison Ranked #18 Best U.S. Cities to Live In**

*US News and World Report*, February, 2017

**Madison Ranked #1 - 10 Best Places to Retire in America**

*Money.com*, December, 2020

**Madison Ranked in one of 30 Most Fun Places to Live in U.S.**

*U.S. News & World Report*, July, 2016

**Madison #8 Best Places to Live**

*Money.com*, September, 2019

**#5 America's Best Cities for Young Professionals**

*Forbes*, August, 2016

**Madison Named One of the Best Small Cities in America**

*National Geographic Travel*, January, 2018

**Madison Ranks #3 Top 100 Best Places to Live**

*Liveability.com*, February, 2019

**#2 Best Cities for Farmers' Market**

*Better Homes & Gardens*, June, 2019

**Madison Rated #2 Most Walkable Cities**

*Expedia.com*, May, 2018

**Madison Rated #8 in Happiest, Healthiest Cities in America**

*Prevention.com*, September, 2013

*Huffington Post*, January, 2014

## II. BUDGET POLICIES AND STRUCTURE



### **FINANCIAL AND MANAGEMENT POLICIES**

Dane County is accountable to its citizens, businesses, employees, and other governmental units for the use of public dollars. Its resources should be used wisely to ensure adequate funding for the services, public facilities and infrastructure necessary to meet the community's present and future needs. These financial and management policies are intended to serve as a framework to achieve and maintain the fiscal stability required to accomplish the County's policy goals and objectives.

#### **Balanced Budget**

The budgeted expenditures shall equal the sum of revenues generated in the current period and undesignated fund balances applied from prior years. The Adopted 2024 Budget is a balanced budget.

#### **Budget Control**

- 1) Expenditures by departments and county officers shall be restricted to amounts designated as appropriations in the budget.
- 2) Where an appropriation contains both revenues and expenditures and revenues are less than projected, the department shall reduce its spending in proportion unless the Personnel & Finance Committee or the County Board approves otherwise in accordance with Section 65.90(5) of the Wisconsin State Statutes.
- 3) Expenditures in excess of the amount appropriated for any department or program shall require either Personnel & Finance Committee approval or County Board approval, in accordance with Section 65.90(5) of the Wisconsin State Statutes.
- 4) The Personnel & Finance Committee is authorized to approve transfers between separately appropriated items within a department and to supplement appropriations for a department from the contingent fund, subject to Section 65.90(5)(b) of the Wisconsin State Statutes. The Personnel & Finance Committee shall act in consultation with and upon the recommendation of the department's oversight committee.
- 5) No funds shall be expended nor committed for the purchase, lease, rent or building of real estate unless the Personnel & Finance Committee and the supervisor of the district in which any such real estate is located are

**FINANCIAL AND MANAGEMENT POLICIES (continued)**

- notified in writing of the proposed purchase, lease, rent or building at least 15 days prior to introduction of the resolution authorizing the purchase, lease rent or building.
- 6) Notwithstanding provisions contained in Chapter 25, Dane County Ordinances, no disbursement of funds shall be made to non-county agencies for which a separate appropriation has been made, until a contract has been adopted by the County Board and approved by the County Executive.
  - 7) The Department of Administration shall provide quarterly written reports to the County Board regarding actual year-to-date and projected year-end expenses and revenues compared to budgets for each program, showing totals by appropriation. The report shall highlight appropriations projected to be over-expended at year-end. The report shall be reviewed regularly with the Personnel & Finance Committee and shall be reviewed with other standing committees upon request.
  - 8) No expenditure in excess of \$5,000 for operating capital items not included in the detail of the county's accounting system shall occur without County Executive approval.
  - 9) Purchase of an operating capital item may not exceed 10% or \$100, whichever is greater, of the amount allocated in the detail of the county's accounting system provided a sufficient unexpended balance remains from previously purchased operating capital items.
  - 10) No operating capital expenditures may be incurred prior to April 1 of each year without prior approval of the County Executive.
  - 11) Capital Projects to be financed with borrowed funds may not proceed in advance of borrowing except with prior approval of the County Board and County Executive.
  - 12) All agencies having limited term employee or overtime lines shall not expend in excess of the amount allocated in the detail of the accounting system in either category without the following approvals: 1) Up to 10% more than the amount allocated in the detail of the accounting system may be expended with the written approval of the County Executive. 2) Actual and anticipated expenditures greater than 10% more than the amount allocated in the accounting system may be expended only with the approval of the Personnel & Finance Committee.
  - 13) The Executive's Office shall quarterly report in writing to the Personnel & Finance Committee on LTE/Overtime over-expenditures authorized by the County Executive.
  - 14) Any department or office may employ students under a Work Study Program. Salaries of these students are to be paid by the appropriate academic institution in which they are enrolled. Dane County will reimburse participating institutions for the County's share of the cost.

### FINANCIAL AND MANAGEMENT POLICIES (continued)

- 15) Contracting with temporary help agencies is prohibited for work in excess of fifteen (15) workdays unless approved in advance by the County Executive.
- 16) Any authorized budgeted position that remains vacant for more than six months shall not be filled without approval of the Personnel & Finance Committee and the County Executive.
- 17) Any permanent transfer of an authorized, budgeted position between departments, or within a department between programs or divisions if the appropriation is at the program or division level, shall be considered a change in the adopted budget which shall require prior authorization by the County Board under Section 65.90(5) of the Wisconsin State Statutes.
- 18) Any temporary transfer of an authorized, budgeted position between departments or within a department between programs or divisions if the appropriation is at the program or division level, for a period in excess of three months shall require an interdepartmental or other agreement, as appropriate, subject to prior review by the Personnel & Finance Committee.
- 19) Any department head may reassign staff within the department as necessary to meet day-to-day staffing needs. Any reassignment which creates a new function or organizational unit or which is intended to or will result in budgetary changes at the program level shall require the prior review of the Personnel & Finance Committee.
- 20) Prior to implementing a hiring or spending freeze, or both, the County Executive shall meet with and provide information to the County Board at a regularly scheduled County Board meeting concerning the financial situation that would require the imposition of such a freeze.
- 21) Revenues proposed by the Executive in the executive budget or approved by the Board shall not include revenue from the sale of a county asset unless there has been an accepted offer to purchase with a closing date during the ensuring fiscal year.
- 22) Revenue received from grants as a result of land acquisition shall only be used for the following purposes: to offset the expense incurred for the land acquisition resulting in the grant, to pay for additional land acquisitions, to pay current or future debt service on county debt, to pay outstanding debt principal – unless this conflicts with the specific grant conditions.

These policies are intended to avoid depleting the General Fund's reserve balance and ensure financial stability, control expenditures related to staff while maintaining good working relationships with the various organizations that represent members of the employee workforce and the employee groups, and ensure that County citizens are being provided with

**FINANCIAL AND MANAGEMENT POLICIES (continued)**

the necessary service levels in an efficient manner. These policies are authorized in the Dane County Code of Ordinances, Chapter 29.

Dane County Code of Ordinances, Chapter 7.56 (b) states: Whenever an ordinance amendment creates a new fee or changes an established fee, the ordinance amendment shall be accompanied by an analysis of the costs incurred in providing the service associated with the fee. All fee analyses shall be on a form approved by the Personnel & Finance Committee.

The Adopted Operating and Capital Budget Appropriation Resolutions may contain additional budgetary control provisions that relate to the specific budget year. The County Executive Guidelines may also include specific budgetary requirements related to the specific budget year.

**Capital Improvement Plan Policies**

- 1) The County shall balance the needs for both maintenance of capital assets and the provision of on-going direct services to citizens. In the process, the County will make every effort to maintain and, where appropriate, enhances its capital inventory.
- 2) The County shall only commit to implementing capital projects within its ability to finance improvements using short and long-term resources. The issuance of debt to finance capital improvements is predicated on the County's ability to service the debt over the life of the issue, without jeopardizing the availability of tax dollars for operating requirements.
- 3) Financing decisions shall balance the use of pay-as-you-go (current financial resources) financing with long-term financing (debt). This use of current financial resources to finance capital improvements reflects the County's restraint in incurring long-term obligations. At the same time, financing decisions should consider the useful life of improvements and spread the cost over their useful life. This ensures that projects are paid for by those who benefit from them.
- 4) The County shall encourage the leveraging of resources to maximize capital improvement efforts. This includes participation in intergovernmental programs, public/private partnerships, utilization of service charges/user fees, and the issuance of debt.

**FINANCIAL AND MANAGEMENT POLICIES (continued)**

- 5) Capital improvement decisions shall consider the impact of operating and maintenance costs to ensure the County's ability to maintain the capital asset and realize the best ongoing financial outcome.

**Debt Policies**

- 1) The County shall be conservative in its issuance of debt.
- 2) The County shall restrict long-term borrowing to capital improvements or projects that cannot be financed from current revenues and where the issuance of long-term debt is required; it will be repaid within the project's useful life.
- 3) The County shall, in most circumstances, issue 10-year notes instead of longer-term bonds.
- 4) The County shall issue longer-term bonds only for the Conservation Fund and major building projects.
- 5) The County shall maintain a segregated Debt Service Fund to provide to principal and interest payments.
- 6) The County shall not incur long-term debt to support ongoing operations.
- 7) The County shall maintain a sound relationship with all bond-rating agencies and keep them informed about current projects and other important fiscal events.
- 8) The County shall comply with State of Wisconsin Statute Section 67.03 that states, "The aggregate amount of indebtedness, including existing indebtedness, of any municipality shall not exceed 5% of the value of the taxable property located therein as equalized for state purposes".

**Investment Policy**

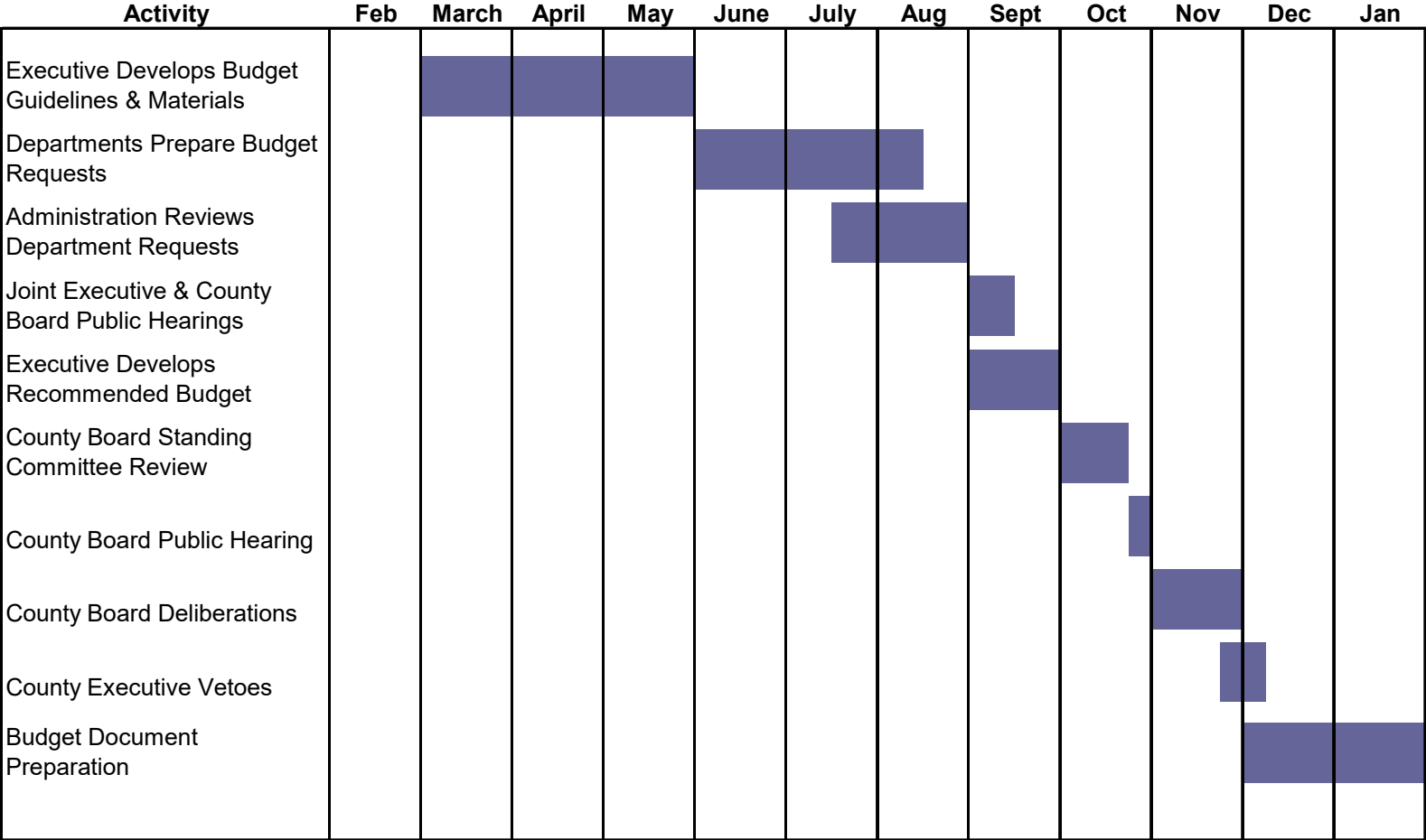
- 1. The County has adopted an Investment Policy Ordinance to define the county's cash investment policy and to establish the scope, objectives, standards of care and guidelines for safekeeping and custody of the county's investments. The policy provides a selection process for investment management and advisory firms; provides definitions of suitable and authorized investments; provides investment parameters and report requirements, and articulates maximum maturity dates and policy considerations. The investment policy applies to all investment transactions and related activities of the county.



**FINANCIAL AND MANAGEMENT POLICIES (continued)**

2. The primary objectives of the investment program are safety of principal, maintaining liquidity to meet anticipated requirements, and maximizing the rate of return given the safety considerations and liquidity needs.
3. The investment policy, in its entirety, may be viewed in the Dane County Code of Ordinances Chapter 26 Subchapter II.

**THE BUDGET PROCESS**



**THE BUDGET PROCESS (continued)**

Chapters 7 (County Board Rules) and 29 (The Budget Ordinance) of the Dane County Ordinances establish basic parameters for the county budget process. The County's Annual Budget is developed over a nine-month period, beginning in March and ending in late November or early December, except for the budget document preparation, which is completed by January.

During the annual budget process, from March through July, departments develop 5-Year Capital Project and Equipment Plans. These plans include in-depth analyses of projects and equipment for the next five years. The Department of Administration (DOA) prepares recommendations regarding the Capital Improvement Plan requests for review by the County Executive. The priority items for the upcoming year become the basis for the Executive's Recommended Capital Budget.

From March through May, DOA provides staff support to the County Executive in the development of operating and/or capital budget guidelines for distribution to department heads. During this period, the Controller's Office develops the necessary budget materials and revise forms as needed, consistent with those guidelines. This information, along with internal changes and other budgetary information, is compiled into the Budget Manual that provides the basis for the development of each department's program budget(s). During May, the budget staff conducts budget-training sessions for County staff.

DOA provides BASE budgets to departments in the beginning of June. The BASE budget includes full funding of all positions, including anticipated salary and benefit changes, funding at the previous years' adopted amounts for operating expenditures and contractual services, no funds for operating capital, and eliminates any one-time items from the previous adopted budget. Adjustments are made for any expenditure and revenue changes that are required based on already approved commitments, such as debt service and depreciation. Departments may request changes to the BASE budget in the form of a decision item. A decision item is a request to increase or decrease the budget based on the same root cause, such as inflation or the increase in the average daily population of a program. The decision item is used to help the decision-makers focus attention on the programmatic impact of the request rather than the individual account details. The program budget pages identify the decision item, the amounts requested by the department for each decision item, and the action and justification taken on each decision item by the County Executive and County Board.

DOA also provides baseline data for a five-year forecast. Baseline data includes a cost to continue for current programs with assumptions for costs to continue and adjustments for one-time items or grants. Departments project other operating

### **THE BUDGET PROCESS (continued)**

expenditures, revenues, and/or other adjustments for the five-year period. The data is collected along with the departmental budget requests and summarized for the compilation of budget requests.

Departments begin developing budgets no later than June. In July and August, departments meet with DOA to submit their budget requests to the County Executive. A compilation of department requests is provided to the County Board no later than 10 working days following the submission of the final departmental budget request, but no later than the Wednesday following Labor Day. In September, the DOA makes recommendations to the County Executive on individual decision items. The County Executive and County Board hold public hearings on the departmental budget requests. The County Executive uses DOA's recommendations and information from the requesting departments to develop the Recommended Budget and accompanying Operating and Capital Budget Appropriations Resolutions, which are submitted to the County Board by October 1st of each year.

In October County Board Standing Committees review the Recommended Budget and propose amendments to the Personnel & Finance Committee. From late October through early November, the Personnel & Finance Committee reviews the budget for financial, policy, and other issues and considers Standing Committee and other amendments. The County Board holds a public hearing on the budget in late October to provide for public comment. Upon completion of deliberations, the Personnel & Finance Committee forwards amendments to the Operating and Capital Appropriations Resolutions to the County Board.

In November, the full Board deliberates on the Executive's Recommended budget as amended by the Personnel & Finance Committee. The Budget Appropriations Resolutions are then adopted in mid to late November, based on the results of deliberations. Following Board adoption, the County Executive has until the next Board meeting that is at least six days, excluding Sundays, after Board adoption of the budget to submit vetoes. The Board meets to review vetoes, if any, and may override them with a two-thirds majority vote.

Once final budget action is completed, the adopted budget document is prepared and made available to staff and the public in mid to late January.

During the year, the budget may be modified by resolution or by funds transfer. Resolutions that modify any appropriation must be adopted (following introduction, debate and passage by simple majority of the department's oversight committee and the Personnel & Finance Committee) by two-thirds vote of the full County Board and approved by the County

**THE BUDGET PROCESS (continued)**

Executive. Agencies may draft and submit a resolution and fiscal note in the proper format to the County Clerk for introduction to the County Board. Resolutions proposed by department heads appointed by the County Executive must be submitted to the County Executive for approval at least five days prior to introduction to the County Board or any Committee, Board, or Commission. The County Board Chair shall refer the Resolution to the proper standing committee for study and consideration. After meeting to consider the Resolution and producing any substitutes, the committees may make recommendations to the County Board. The County Board shall consider the recommendations of the committees. After action by the County Board, the County Executive approves or vetoes the Resolution. In the event of a veto, the County Board may consider the veto of the Resolution and may override the veto by a 2/3 vote.

The Personnel & Finance committee is authorized to approve transfers between separately appropriated items within a department and to supplement appropriations for a department from the contingent fund, subject to sec. 65.90(5)(b). The Personnel & Finance Committee and the County Executive as well as the department's oversight committee must approve fund Transfers. The Personnel & Finance Committee shall act in consultation with and upon the recommendation of the department's oversight committee.

**BUDGET ACTIVITY STRUCTURE**

Dane County's budget is structured into seven organizational units, or activities, which group operating departments providing similar services to the community. Each department is further broken down into its functional units, or programs. Programs summarize key statistics involving revenue, expenditures and personnel needed to perform a given function.

1) **GENERAL GOVERNMENT**

Departments:	County Board	Treasurer
	County Executive	Corporation Counsel
	County Clerk	Register of Deeds
	Administration	Miscellaneous Appropriations
	Office for Equity and Inclusion	

General Government agencies provide the Executive, Legislative, Administrative, Financial, Record Keeping, and Legal functions for Dane County.

2) **PUBLIC SAFETY AND CRIMINAL JUSTICE**

Departments:	Clerk of Courts	District Attorney
	Sheriff	Public Safety Communications
	Family Court Services	Emergency Management
	Medical Examiner	Juvenile Court Program
	Miscellaneous Appropriations	Pretrial Services
	Office of Criminal Justice Reform	

Public Safety and Criminal Justice agencies provide the Legal, Safety, Disaster Planning and Response, and Death Investigation functions for Dane County.

3) **HEALTH AND HUMAN SERVICES**

Departments:	Human Services	Veterans Service Office
	Public Health Madison & Dane County	

These agencies provide the Human Service and Veterans' Assistance functions for Dane County.

**BUDGET ACTIVITY STRUCTURE (continued)**4) **CONSERVATION AND ECONOMIC DEVELOPMENT**

Departments:	Miscellaneous Appropriations	Waste & Renewables
	Planning & Development	Land & Water Resources - Conservation
	Land Information Office	

The Conservation and Economic Development agencies provide the Planning, Land Management, Land Protection, Waste Management and Recycling functions for Dane County.

5) **CULTURE, EDUCATION AND RECREATION**

Departments:	Library	Land & Water Resources
	Alliant Energy Center	Extension
	Henry Vilas Zoo	Miscellaneous Appropriations

The Culture, Education and Recreation agencies provide Quality of Life Enhancement for Dane County.

6) **PUBLIC WORKS**

Departments:	Highway & Transportation
	Airport

Public Works agencies provide the Infrastructure Maintenance and Transportation functions for Dane County.

7) **DEBT SERVICE**

Department:	Debt Service
-------------	--------------

The Debt Service agency provides the Principal and Interest Repayment function for Dane County.

### **BASIS OF BUDGETING AND FUND STRUCTURE**

The Dane County budget is prepared in accordance with Generally Accepted Accounting Principles (GAAP). The accounts of the county are organized on the basis of funds and account groups, each of which is considered a separate accounting entity. The operations of each fund are accounted for with a separate set of self-balancing accounts that include its assets, liabilities, fund equity, revenues and expenditures or expenses, as appropriate. Government resources are allocated to and accounted for in individual funds based upon the purposes for which they are to be spent and the means by which the spending activities are controlled.

The use of fund accounting is one of the differences between GAAP for governmental entities and business enterprises. GAAP for government classifies funds into four broad categories: Governmental, Proprietary, Fiduciary and Account Groups. Each of these categories is further sub-divided into generic fund types.

#### ***Governmental Fund Types (All of these funds are subject to appropriation)***

##### **General Fund**

The General Fund accounts for the preponderance of the County's operations with the exception of the Human Services Department and the business type activities recorded in other major funds. It includes all resources not restricted legally to a specific use.

##### **Special Revenue Funds**

Special Revenue Funds are used to account for the proceeds of specific revenue sources (other than expendable trusts and major capital projects) that are legally restricted to expenditure for specific purposes.

*Board of Health* – Accounts for funds that are part of the joint budget for the Board of Health for Madison and Dane County.

*Library* - Accounts for funds used to maintain and improve municipal public library services.



**BASIS OF BUDGETING AND FUND STRUCTURE (continued)**

*Opiate Settlement* – Accounts for funds received as a result of Opiate-related litigation settlements.

*Human Services* - Accounts for funds used to provide financial assistance, aid to families with dependent children, food stamps, medical assistance and health/welfare services to elderly and physically and developmentally disabled.

*Land Information* - Accounts for funds used to improve the accessibility of land-related information and to provide a means to place the County in a state-of-the-art business posture to process land-related information.

*Bridge Aid* - Accounts for funds used for the construction or repair of culverts and bridges within participating municipalities in Dane County under Section 81.38(2) of the Wisconsin State Statutes.

*CDBG Business Loan* - Accounts for the issuance and repayment of loans from the Community Development Block Grant Business Loan Program.

*CDBG Housing Loan* - Accounts for the issuance and repayment of loans from the Community Development Block Grant Housing Loan Program.

*CDBG HOME Loan* - Accounts for the issuance and repayment of loans from the Federal Housing and Urban Development Department's HOME Grant Program.

*Commerce Revolving Loan* - Accounts for the receipt of grant funds from the Wisconsin Department of Commerce and subsequent issuance and repayment of loans to grant recipients.

*DaneCom Fund* – Accounts for funds used in support of DaneCom, a radio system used to allow public safety and public service officials to talk across disciplines and jurisdictions.

**Debt Service Fund**

The Debt Service fund is used to account for the accumulation of resources for, and the payment of, general long-term debt principal, interest and related costs.

**BASIS OF BUDGETING AND FUND STRUCTURE (continued)**

**Capital Projects Fund**

The Capital Projects Fund is used to account for financial resources to be used for the acquisition or construction of major capital facilities (other than those financed by proprietary funds and trust funds).

***Proprietary Fund Types (All of these funds are subject to appropriation)***

**Enterprise Funds**

Enterprise Funds are used to account for operations where the intent of the governing body is that the costs of providing services to the general public on a continuing basis be financed or recovered primarily through user charges; or for which periodic measurement of net income is appropriate for capital maintenance, public policy, management control, accountability, or other purposes.

*Badger Prairie Health Care Center* - Accounts for activity associated with the operations and maintenance of the County's health care facility.

*Airport* - Accounts for the operations and maintenance of the Dane County Regional Airport.

*Highway* - Accounts for funds used to maintain and improve roadways and alternative modes of transportation within the County's jurisdiction.

*Printing & Services* - Accounts for printing and related services provided by the Department of Administration to other County departments and other governmental units.

*Solid Waste* - Accounts for the operations and maintenance of a sanitary landfill serving as a solid waste disposal and recycling center for the entire County.

*Methane Gas* - Accounts for the operation and maintenance of the County's methane gas operations.

**Internal Service Funds**

**BASIS OF BUDGETING AND FUND STRUCTURE (continued)**

Internal Service Funds are used to account for the financing of goods or services provided by one department or agency to other departments or agencies of a government, or to other governments, on a cost reimbursement basis.

*Workers' Compensation* - Accounts for workers' compensation claims on a self-insured basis.

*Liability Insurance* - Accounts for the purchase of a wide variety of insurance, including property, equipment, computer, boiler, aviation liability, professional liability for nurses, auto comprehensive, and insurance for Emergency Medical Services (EMS) districts throughout the County.

*Consolidated Food Service* - Accounts for the activities of the food service operation that provides meals to the Badger Prairie Health Care Center, Dane County Jail System, Juvenile Detention Center, and other smaller agencies.

***Fiduciary Fund Types (These funds are not subject to appropriation)*****Trust Funds**

Trust funds account for assets held by a governmental entity in a trustee capacity. For non-expendable trust funds, only the income derived from the principal may be expended in the course of the fund's designated operations - the principal must be preserved intact. For expendable trust funds, both the income and principal may be expended in the course of the fund's designated operations.

*Blockstein Memorial Trust* - Accounts for the Liesl Blockstein Awards for Distinguished Community Service in the Arts program. This is a non-expendable trust fund.

*John T. Lyle Trust* - Accounts for the John Lyle Memorial Scholarship program which awards scholarships to encourage the education of youth, both male and female, in the agricultural areas of Dane County, Wisconsin, in farming and in the making of farm life more enjoyable. This is a non-expendable trust fund.

**BASIS OF BUDGETING AND FUND STRUCTURE (continued)**

*Lyman Anderson Trust* – Accounts for the Lyman F. Anderson Agriculture and Land Conservation Center Trust Fund that was established to maintain and care for the conservancy land that is part of the Lyman F. Anderson Agriculture and Land Conservation Center.

**Agency Funds**

Agency funds account for the receipt and disbursement of various taxes, deposits and assessments collected by a governmental entity, acting in the capacity of an agent, for distribution to other governmental units or designated beneficiaries.

*Delinquent Special Assessments* - Accounts for delinquent special assessments collected for municipalities within the County.

*Clerk of Courts Agency Account* - Accounts for fines and forfeitures to be disbursed to the County and other municipalities.

*State Tax Levy and Special Charges* - Accounts for receipts and disbursements for state charges included in property tax billings.

*Other* - The remaining agency funds account for receipts and disbursements of various taxes and deposits collected by the County, acting in the capacity of agent, for distribution to other governmental units or designated beneficiaries.

**Major and Non-major Funds**

For government-wide financial statements, funds are also classified as either major or non-major within the governmental and proprietary funds. A fund is considered major if it is the primary operating fund of the County or meets the following criteria:

- ❖ Total assets, liabilities, revenues, or expenditures/expenses of that individual governmental or proprietary fund are at least 10 percent of the corresponding total for all funds of that category type, and

**2024 ADOPTED BUDGET****BASIS OF BUDGETING AND FUND STRUCTURE (continued)**

- ❖ The same element of the individual governmental fund or proprietary fund that met the 10 percent test is at least 5 percent of the corresponding total for all governmental and proprietary funds combined.
- ❖ In addition, any other governmental or proprietary fund that the County believes is particularly important to financial statement users may be reported as a major fund.

The following table summarizes the County's major and non-major funds used for its government-wide financial statements.

Fund	Governmental Funds		Proprietary Funds	
	Major	Non-Major	Major	Non-Major
General				
Human Services				
Debt Service				
Capital Projects				
Board of Health				
Library				
Land Information				
Bridge Aid				
CDBG Business Loan				
CDBG Housing Loan				
CDBG HOME Loan				
Commerce Revolving				
Opiate Settlement				
DaneCom				
Airport				
Highway				
Solid Waste				
Badger Prairie				
Methane Gas				
Printing & Services				

**BASIS OF BUDGETING AND FUND STRUCTURE (continued)**

**Accounting and Budgeting Basis**

Governmental funds, expendable trust funds and agency funds follow the modified accrual basis of accounting. Under the modified accrual basis of accounting, revenues are recorded when they are both measurable and available. Available means collectible within the current period or soon enough thereafter to be used to pay liabilities of the current period. Expenditures are recorded when the related fund liability is incurred, except for unmatured interest on long-term debt, claims, judgements, compensated absences, and pension expenditures, which are recorded as a fund liability when expected to be paid with expendable available financial resources.

Proprietary funds and non-expendable trust funds are accounted for on the accrual basis. Revenues are recognized in the period in which they are earned; expenses are recognized in the period incurred.

For all funds, the basis of budgeting is the same as the basis of accounting.

Dane County budgets on a line item basis. The line item budget separately lists each expenditure and revenue item for each program, along with the dollar amount for each item. These line items are summarized into broad expenditure and revenue categories for presentation in the budget document. Expenditures are summarized as Personnel Costs, Operating Expenditures, Contractual Services and Operating Capital. Revenues are summarized as Federal, State, Program, Other and Equity.

The table on the following page lists the county departments and the respective funds in which they are accounted.

**2024 ADOPTED BUDGET**

**DANE COUNTY DEPARTMENTS AND THEIR FUNDS  
(OPERATING BUDGET - APPROPRIATED FUNDS ONLY)**

Department	General Fund	Operating Budget - Appropriated Funds Only											Enterprise Funds				Internal Service Funds					
		Opiate Settlement	Board of Health	Library	DaneCom	Human Services	Land Inform.	Bridge Aid	CDBG Business	CDBG Housing	CDBG HOME	Commerce Revolving	Debt Service	Badger Prairie	Airport	Highway	Printing & Services	Solid Waste	Methane Gas	Workers Comp	Liability Ins.	Consol. Foods
General County																						
County Board																						
County Executive																						
County Clerk																						
Office of Criminal Justice Reform																						
Administration																						
Treasurer																						
Corporation Counsel																						
Register of Deeds																						
Miscellaneous Approp.																						
Pretrial Services																						
Clerk of Courts																						
Family Court Counseling																						
Medical Examiner																						
District Attorney																						
Sheriff																						
Public Safety Communications																						
Emergency Management																						
Juvenile Court Program																						
Human Services																						
Brd Health Madison & Dane Cty																						
Veterans Services Office																						
Planning & Development																						
Land Information Office																						
Waste & Renewables																						
Library																						
Alliant Energy Center																						
Henry Vilas Zoo																						
Land & Water Resources																						
Extension																						
Highway & Transp.																						
Airport																						
Debt Service																						

**DANE COUNTY, WISCONSIN**

### III. BUDGET OVERVIEW





**BUDGET OVERVIEW**

**A. Spending and Revenue Totals**

The 2024 County budget increases the County's net property tax rate from \$2.65 in 2023 to \$2.72 for 2024. The levy increase of \$30.4 million complies with the tax levy limit imposed by the State of Wisconsin which limits tax levy increases to the percentage change in equalized valuation attributable to net new construction, with legal exceptions for recent debt service and other specific allowances.

	2023	2024	Amount of Change	% of Change
<b>Adopted Tax Levy</b>	\$224,151,852	\$254,553,992	\$30,402,140	13.56%
<b>Equalized Valuation</b>	\$83,605,704,500	\$93,315,894,600	\$9,710,190,100	11.61%
<b>Property Tax Rate</b>	\$ 2.68	\$ 2.73	\$ 0.05	1.83%

The budget authorizes total expenditures of \$789.3 million for operations in 2024, which are financed by \$408.2 million of program and outside revenues, \$90.3 million of county sales taxes, \$254.6 million of county property tax levy funds, and \$36.2 million in fund balance. The separate Capital Budget includes \$179.2 million for capital spending in 2024, which is financed by \$182.5 million of borrowing proceeds, outside revenues and retained earnings.

**2023 Adopted Budget Summary**

	Operating	Capital	Combined
<b>Expenditures</b>	<b>\$789,298,454</b>	<b>\$179,216,700</b>	<b>\$968,515,154</b>
Outside Revenue	\$408,178,585	\$182,503,600	\$590,682,185
County Sales Tax	\$90,344,898	\$0	\$90,344,898
County Property Tax	\$254,553,992	\$0	\$254,553,992
Fund Balance	\$36,220,979	(\$3,286,900)	\$32,934,079
<b>Total Revenue</b>	<b>\$789,298,454</b>	<b>\$179,216,700</b>	<b>\$968,515,154</b>

**2024 ADOPTED BUDGET****BUDGET OVERVIEW (continued)**

The combined capital and operating budget for 2024 of \$968.5 million is financed by \$590.7 million in outside revenues, \$90.3 million of county sales taxes, \$254.5 million of county property tax levy funds, and \$32.9 million in fund balance.

The adopted operating expenditures for 2024 show a 10.4% increase from 2023.

Over the past five years operating expenditures have increased an average of 7.18% per year. These increases include state and federal aid that pass through the County that are designated for clients of particular programs, such as Medical Assistance. These increases can be seen in the table below.

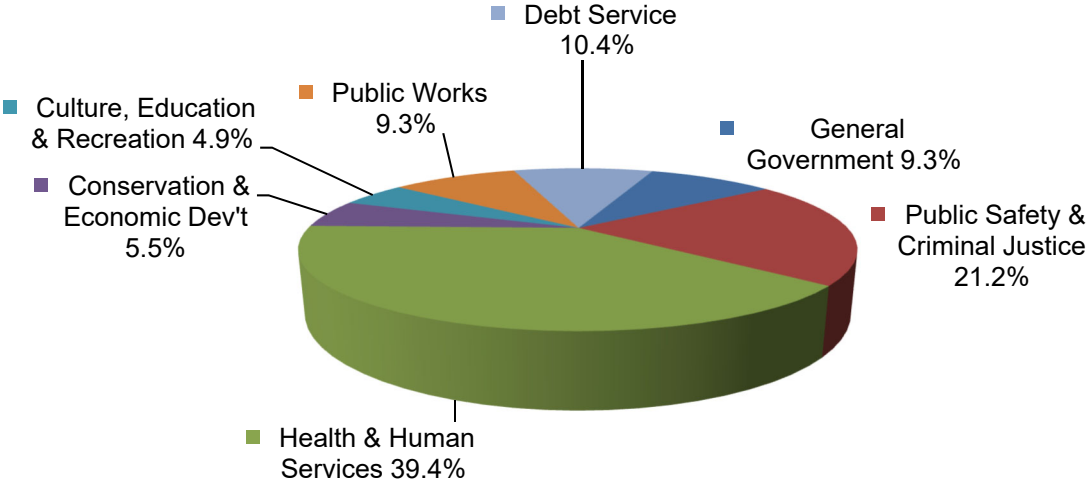
**Dane County Adopted Operating Expenditures 2020 to 2024**

<b>Year</b>	<b>Adopted Operating Expenditures</b>	<b>Percentage Change From Prior Year</b>
2020	\$593,707,780	6.29%
2021	\$615,596,386	3.69%
2022	\$660,707,896	7.33%
2023	\$714,932,492	8.21%
2024	\$789,298,454	10.40%
<b>Five Year Average Increase</b>		<b>7.18%</b>

**BUDGET OVERVIEW (continued)**

Dane County arranges its departments within broad program activity categories, such as "general government," "public safety and criminal justice," "health and human services," and so on. As can be seen by the following chart, Health and Human Services expenditures account for more than 39% of the Adopted 2024 Operating Budget expenditures. The next largest percentage is Public Safety & Criminal Justice accounting for over 21% of the operating budget.

**2024 Adopted Operating Expenditures  
by Activity**

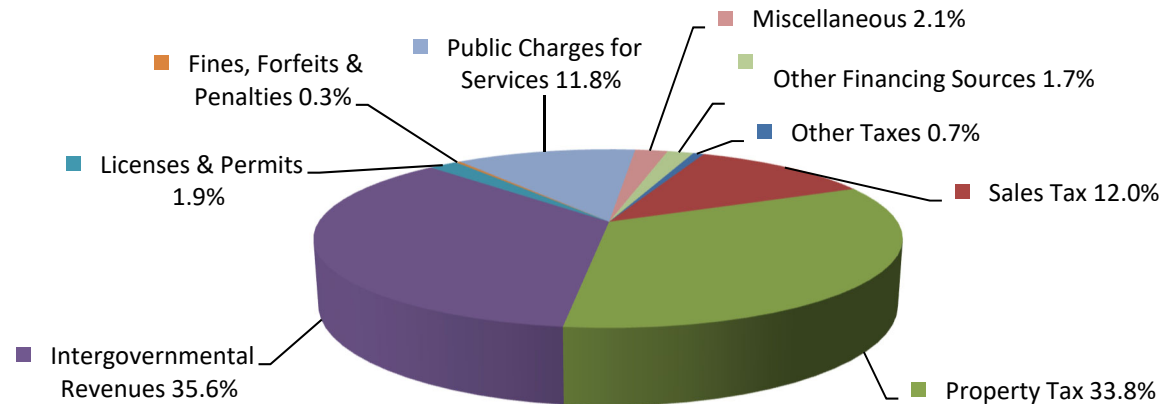


## 2024 ADOPTED BUDGET

### BUDGET OVERVIEW (continued)

Revenues are classified into source categories such as Taxes, Intergovernmental Revenue, Licenses & Permits, and so on. County Property taxes account for 33.8%, intergovernmental revenues (federal and state aids, primarily) account for 35.6%, and sales tax revenues account for 12.0%.

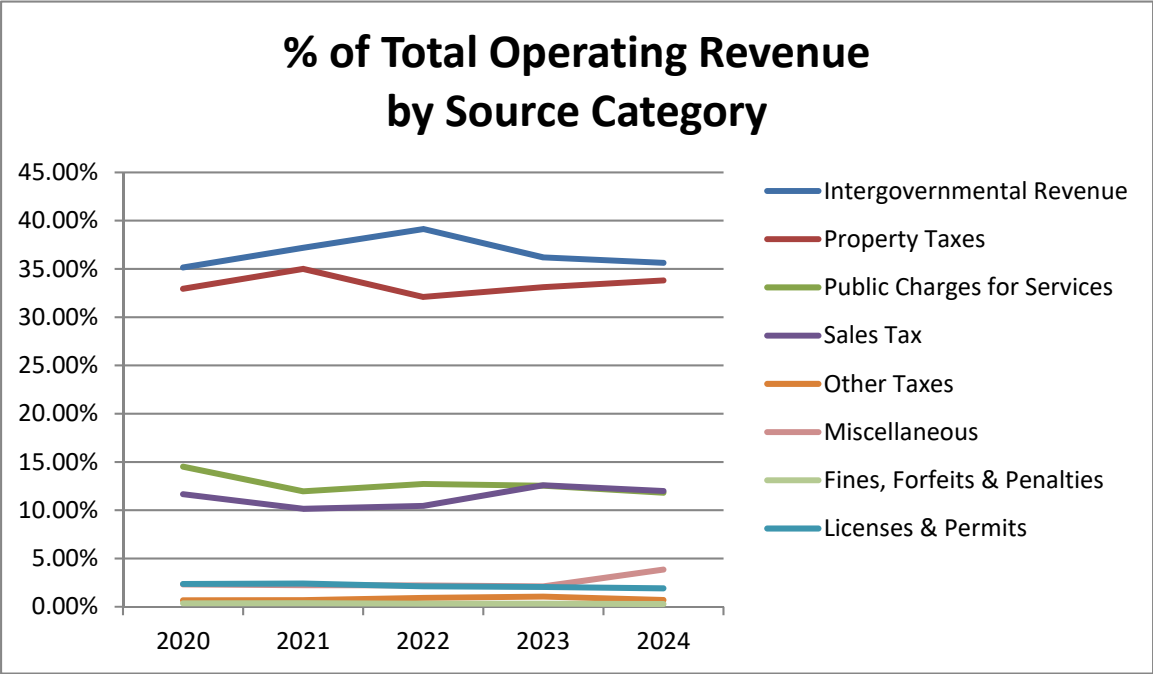
#### 2024 Adopted Operating Revenues by Source Category



**DANE COUNTY, WISCONSIN**

**BUDGET OVERVIEW (continued)**

The following chart shows the County’s revenue mix by source category trend over the past five years. Some of the swings are the result of revenue accounts being reclassified from one category to another.



**2024 ADOPTED BUDGET****BUDGET OVERVIEW (continued)****B. Staff Changes**

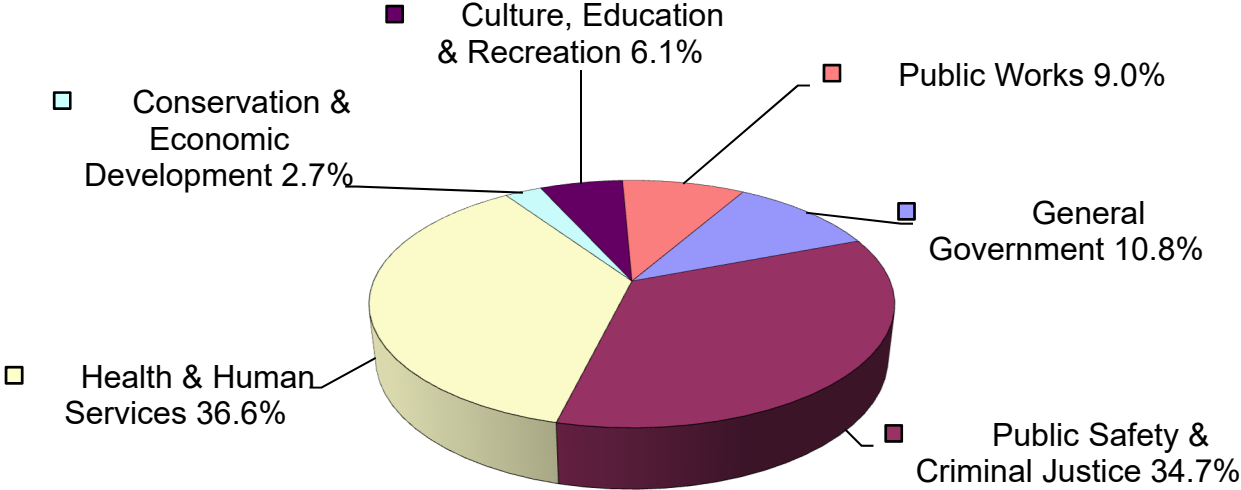
The Adopted 2024 Budget includes a total of 2,833.55 FTE positions. This represents an increase of 60.95 FTE from the actual 2023 position total. The Changes in Budgeted Positions schedule, at the end of this section of the document, includes a complete breakdown of all the position changes included in the 2024 Adopted Budget. The following table summarizes by the changes by Public Safety & Criminal Justice, Health and Human Services, and Other County Government programs.

<u>Function</u>	<u>Change in All County Full-Time Equivalents</u>
Public Safety/Criminal Justice	18.50
Health and Human Services	19.50
Other County Government	<u>22.95</u>
Total Changes in County Positions	60.95

As the following chart shows, the Health and Human needs programs are the single largest percentage of County staff, making up 36.6% of the total FTE. The Public Safety & Criminal Justice related programs make up the next largest share with 34.7%.

**BUDGET OVERVIEW (continued)**

**Dane County Staffing by Activity**







**MAJOR REVENUES**

The County uses various techniques to forecast revenues depending upon the type and characteristics of a specific revenue line or category. These methods include trend and/or historical analysis, formula based calculations, department or agency advice, and/or estimates from external sources or legislation. Internal and external factors may also impact a revenue projection.

Revenues are classified into source categories and the total budgeted operating revenues are summarized in the following table. Each major category is discussed below the table.

	<b>2020</b>	<b>2021</b>	<b>2022</b>	<b>2023</b>	<b>2024</b>
<b>Property Taxes</b>	\$192,653,828	\$200,541,029	\$209,335,114	\$224,151,852	\$254,553,992
<b>Sales Tax</b>	\$ 68,249,659	\$ 58,149,659	\$ 68,222,093	\$ 85,231,041	\$ 90,344,898
<b>Other Taxes</b>	\$ 3,944,489	\$ 3,944,489	\$ 5,978,389	\$ 7,163,389	\$ 5,363,389
<b>Intergovernmental Revenue</b>	\$205,590,887	\$213,083,878	\$255,248,878	\$245,043,317	\$268,338,507
<b>Licenses &amp; Permits</b>	\$ 13,800,845	\$ 13,785,845	\$ 13,838,845	\$ 13,869,845	\$ 14,391,945
<b>Fines, Forfeits &amp; Penalties</b>	\$ 2,131,800	\$ 2,091,900	\$ 2,098,700	\$ 2,198,700	\$ 2,119,900
<b>Public Charges for Service</b>	\$ 84,924,774	\$ 68,548,444	\$ 82,997,026	\$ 84,942,835	\$ 88,972,863
<b>Miscellaneous</b>	\$ 5,688,140	\$ 3,980,590	\$ 5,502,690	\$ 4,348,428	\$ 16,076,888
<b>Other Financing Sources</b>	\$ 7,904,494	\$ 8,777,406	\$ 9,002,512	\$ 9,926,883	\$ 12,915,093
<b>Total</b>	\$584,888,917	\$572,903,240	\$652,224,247	\$676,876,290	\$753,077,475

**County Property Tax Levy**

The property tax levy is the County’s largest source of general-purpose revenue. The property tax has been used to finance both the operating and capital budgets. Property taxes are set forth under Chapter 70 of the Wisconsin State Statutes. Due to the varying assessment policies of the 61 municipalities of the County, the property tax is established as a mill rate applied against the equalized value of taxable property in the County. The Wisconsin Department of Revenue, Bureau of Property Tax prepares the equalized value each year. The equalized value does not include Tax Incremental Districts (TID), which are not included in the taxable property upon which county taxes are levied. Property taxes are

**2024 ADOPTED BUDGET****MAJOR REVENUES**

levied in November or December of the year preceding the budget, based on adoption of the budget, for collection during the budget year.

**State Imposed Tax Levy Limitation**

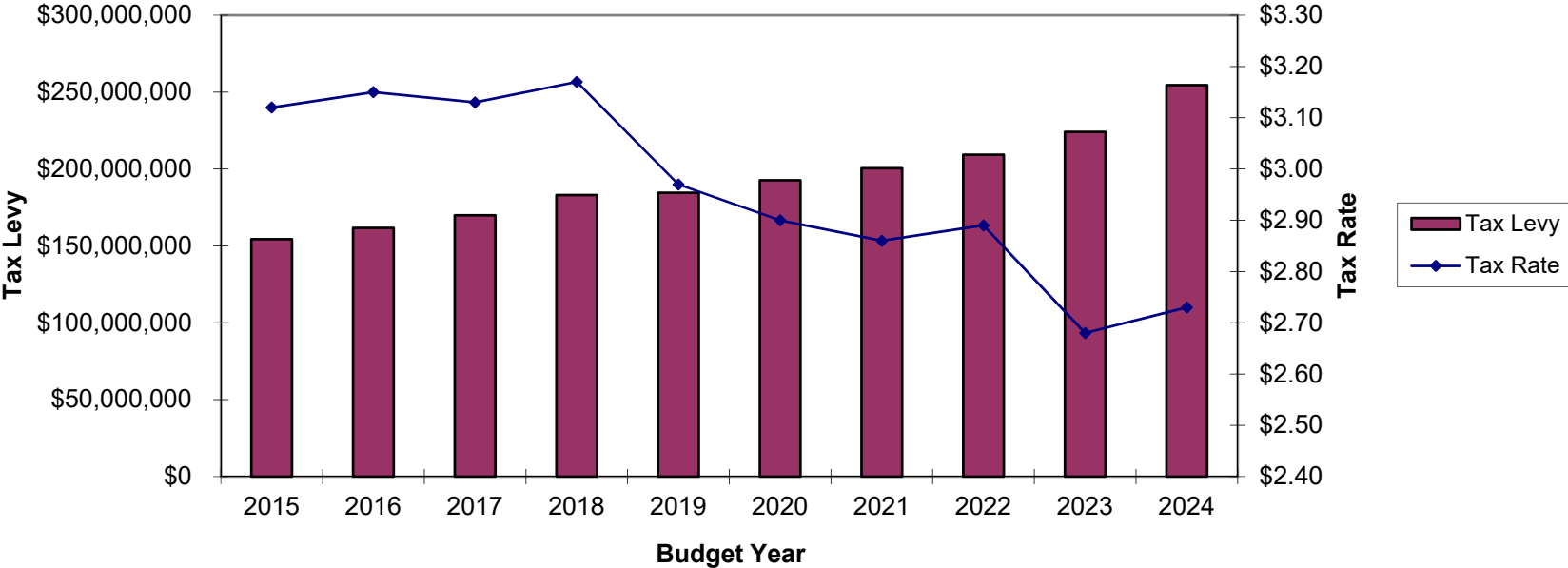
Under Wisconsin statutes, county levy increases are limited to the percentage change in equalized valuation due to net new construction between the previous year and the current year. There are exclusions for levy increases from general obligation debt service for debt authorized before July 1, 2005, for debt authorized after July 1, 2005, and for the transfer of service provision between governmental units. Payments for library services and bridge aid are also excluded. The percentage change in net new construction for the 2024 budget is 2.761%. For 2024, the allowable levy is decreased by \$940,508 due to a state aid designed to compensate for the elimination of the tax on personal property. The Adopted 2024 Budget complies with these limitations.

The following table summarizes the property tax levy for the past 10 years.

<b>Budget Year</b>	<b>Total Levy</b>	<b>Equalized Value</b>	<b>Tax Rate</b>
2015	\$154,379,176	\$49,509,314,700	\$ 3.12
2016	\$161,701,984	\$51,272,739,050	\$ 3.15
2017	\$169,913,923	\$54,247,628,050	\$ 3.13
2018	\$183,125,301	\$57,726,523,450	\$ 3.17
2019	\$184,586,083	\$62,121,666,600	\$ 2.97
2020	\$192,653,828	\$66,499,944,400	\$ 2.90
2021	\$200,541,029	\$70,070,629,900	\$ 2.86
2022	\$209,335,114	\$72,334,792,600	\$ 2.89
2023	\$224,151,852	\$83,605,704,500	\$ 2.68
2024	\$254,553,992	\$93,315,894,600	\$ 2.73

**MAJOR REVENUES**

Dane County Property Tax Levy



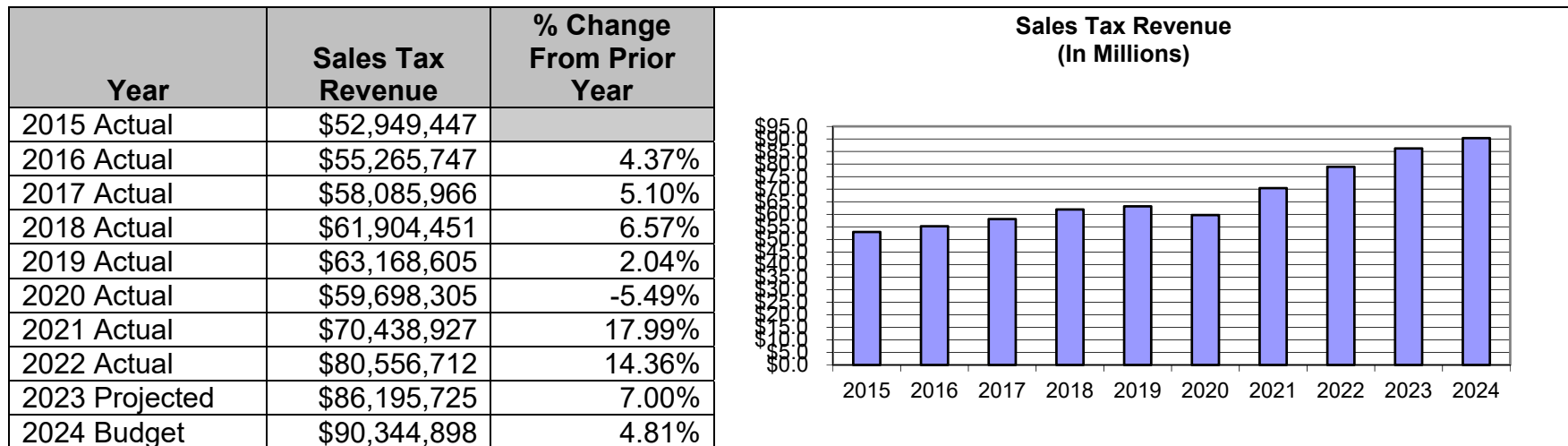
## 2024 ADOPTED BUDGET

### MAJOR REVENUES

#### County Sales Tax

Section 77.70 of the Wisconsin State Statutes allows counties to implement a ½ percent (0.5%) tax on the sale, lease or rental of personal property that is subject to the State of Wisconsin Sales Tax. Retailers remit funds collected to the Wisconsin Department of Revenue, which processes remittances, deducts an administrative fee, and forwards the balance to the County. Adoption of the sales tax was through Dane County Ordinance Amendment 10, 1990-91. The sales tax became effective April 1, 1991.

Sales tax projections are made based on a review of historical collections, current and projected economic conditions, and Wisconsin Department of Revenue projections for state sales tax. Dane County sales tax revenue has traditionally grown at a rate faster than the state sales tax. 2023 sales tax revenue is projected to be up 7.0% from 2022. 2024 sales tax is projected to increase 4.81% over the projected 2023 amount. The following table summarizes sales tax revenues for the last ten years.



## MAJOR REVENUES

The increase projected for 2024 reflects strong recovery in economic activity from 2023 and adjusts the budget for expected activity for 2024. Dane County has a relatively stable employment base which typically helps mitigate the local impact of the national economic conditions.

### *Other Taxes*

Other Taxes include statutory interest and penalties, county share of real estate transfer fees, county share of delinquent taxes, and payment in lieu of taxes. The increase in this category is due to an increase in TIF District revenue.

### *Intergovernmental Revenues*

Intergovernmental Revenue is primarily federal and state aids, grant awards including pass-through grants, block grants, intergovernmental charges for services, and general transportation aids. Budgeted revenue in this category is estimated to decrease 4.0%. Approximately 64% of the total in this category is in the Human Services Fund which includes Medical Assistance Program Revenue. The following table shows a summary of Intergovernmental Revenues by Activity.

<b>Activity</b>	<b>2024 Budget</b>	<b>2023 Budget</b>
General Government	\$44,122,798	\$44,205,821
Public Safety & Criminal Justice	\$18,638,289	\$13,756,097
Health & Human Services	\$173,008,440	\$156,763,076
Conservation & Economic Dev.	\$3,068,748	\$2,955,848
Culture, Educ., & Recreation	\$2,428,958	\$2,266,491
Public Works	\$27,061,274	\$25,077,542
Debt Service	\$10,000	\$18,442

**2024 ADOPTED BUDGET****MAJOR REVENUES**

- **State Shared Revenue**

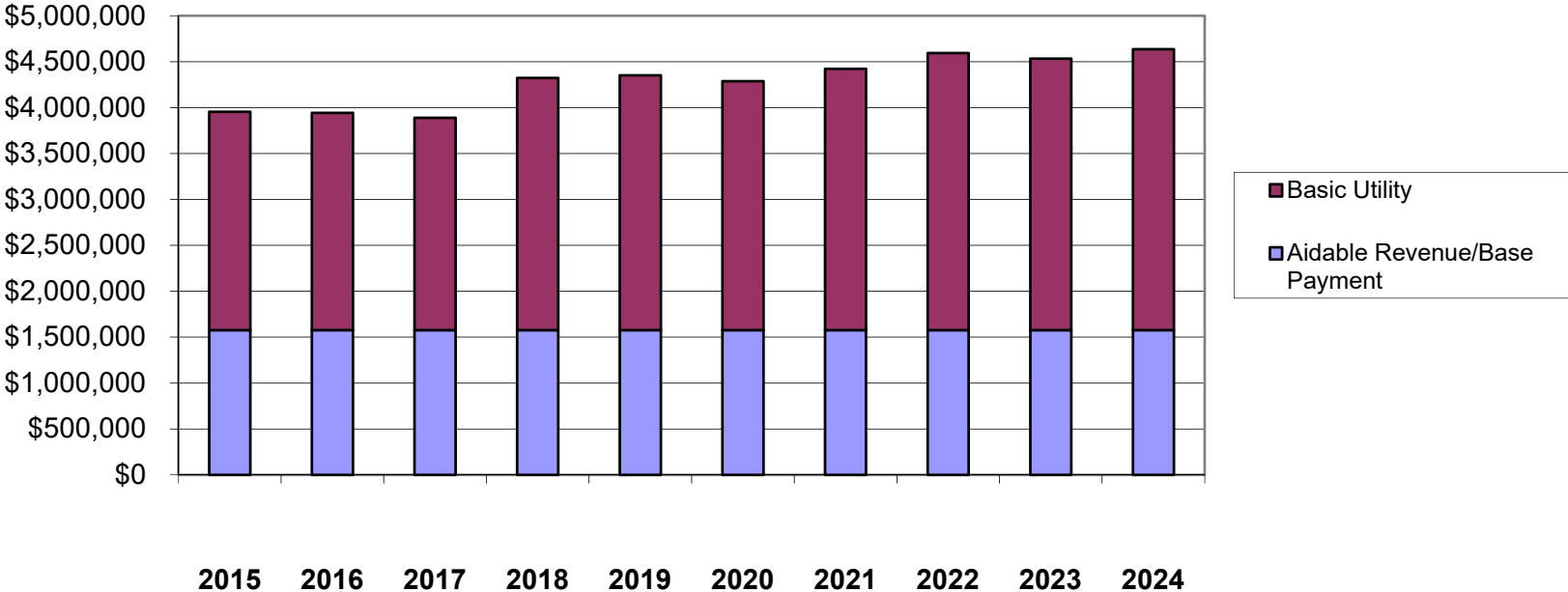
State shared revenue is another source of general purpose revenue included in the Intergovernmental Revenue Category. This revenue is expected to increase slightly for 2024. The State of Wisconsin distributes Shared Revenues to local units of government under Chapter 79 of the Wisconsin State Statutes. The payment is comprised of two sub-payments, County/Municipal Aid and Utility Aid. The public utility payment is restricted to municipalities and counties in which public utilities are located. Because public utilities are taxed by the State rather than the local units of government, the public utility component compensates the local unit for their services to the utilities and the possible loss of tax base.

All budget amounts for Shared Revenues are based on annual estimates provided by the Wisconsin Department of Revenue. The following table summarizes state shared revenue payments for the past 10 years.

<b>Year</b>	<b>Aidable Revenue /Base Payment</b>	<b>Basic Utility Payment</b>	<b>Total Shared Revenue</b>
2015 Actual	\$1,577,141	\$2,367,883	\$3,945,024
2016 Actual	\$1,577,141	\$2,365,147	\$3,942,288
2017 Actual	\$1,577,141	\$2,310,549	\$3,887,690
2018 Actual	\$1,577,141	\$2,744,799	\$4,321,940
2019 Actual	\$1,577,141	\$2,774,159	\$4,351,300
2020 Actual	\$1,577,141	\$2,709,728	\$4,286,869
2021 Actual	\$1,577,141	\$2,845,543	\$4,422,684
2022 Actual	\$1,577,102	\$3,017,291	\$4,594,393
2023 Projected	\$1,577,102	\$2,956,277	\$4,533,379
2024 Budget	\$1,577,102	\$3,058,531	\$4,635,633

**MAJOR REVENUES**

The following chart shows the State Shared Revenue amounts by payment component for the past 10 years.



**Licenses & Permits**

Licenses and permits revenue is generated by the sale of building permits, dog and marriage licenses, vehicle registration fee, and public health related permit and inspection fees. This category is expected to increase slightly in 2024.



## **MAJOR REVENUES**

### ***Fines, Forfeitures, and Penalties***

Fines, forfeitures, and penalties represent revenue received from county ordinance violations, jail penalty assessments, the County's share of State fines and forfeitures, and County parking ramp fines. A slight decrease is anticipated in this category to reflect current expectations.

### ***Public Charges for Services***

Public charges for services are revenues received by the County for services provided to non-governmental entities. This category is expected to increase by 3.7% to reflect current expectations.

- **Register of Deeds Fees**

Under Wisconsin State Statutes the Register of Deeds is responsible for providing the official county repository for real estate, personal property and vital records. Sections 59.57 and 69.22 of the Wisconsin State Statutes establish fees for recording real estate documents, making certified copies of birth, death and marriage records, making paper copies of real estate documents and for faxing documents to and from the office. A Wisconsin Real Estate Transfer Return must accompany every deed and land contract that is recorded with the Register of Deeds. Section 77.22 of the Statutes sets a fee of 30 cents per \$100 of market value being transferred. The County retains 20% of the fee and the State gets the remaining 80%. These revenue sources are directly dependent upon the number of documents recorded. Unlike interest earnings, there tends to be an inverse relationship between interest rates and real estate transfer fees. Generally speaking, lower interest rates encourage property sales and mortgage refinancing activity.

**MAJOR REVENUES**

The table below summarizes these revenue sources for the past 10 years.

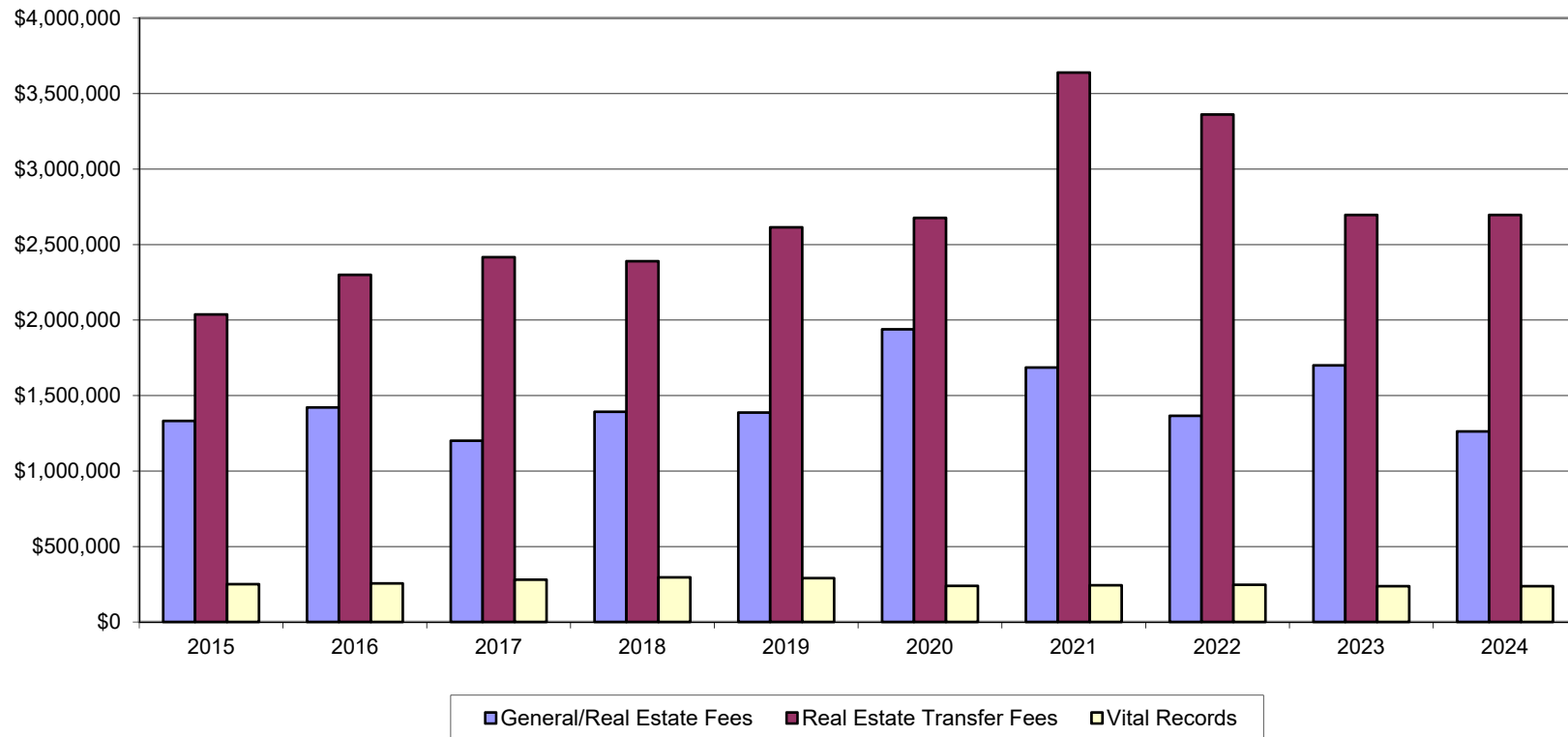
<b>Year</b>	<b>General Fees/Real Estate Fees</b>	<b>County Share of Real Estate Transfer Fee</b>	<b>Vital Records *</b>	<b>Total</b>
2015 Actual	\$1,332,017	\$2,037,421	\$250,438	\$3,619,876
2016 Actual	\$1,421,206	\$2,299,558	\$255,928	\$3,976,692
2017 Actual	\$1,201,242	\$2,416,971	\$280,653	\$3,898,866
2018 Actual	\$1,392,837	\$2,390,154	\$295,273	\$4,078,264
2019 Actual	\$1,387,255	\$2,614,610	\$290,627	\$4,292,492
2020 Actual	\$1,938,624	\$2,677,086	\$238,752	\$4,854,462
2021 Actual	\$1,685,667	\$3,638,985	\$242,982	\$5,567,634
2022 Actual	\$1,365,841	\$3,361,366	\$246,678	\$4,973,885
2023 Estimated	\$1,700,000	\$2,696,200	\$237,000	\$4,633,200
2024 Budget	\$1,261,900	\$2,696,200	\$237,000	\$4,195,100

In 2014, Real Estate recordings declined primarily due to changes in banking regulations and interest rates impacting refinancing activity. 2015 - 2020 remained at a strong and stable level, while 2021 saw a substantial upturn due to historic levels of mortgage and refinancing activity. 2022 and beyond ushered in another downturn in financing activity due to significant increases in interest rates.

**MAJOR REVENUES**

The chart below shows the past 10 years of history for these accounts in a graphic format.

**Register of Deeds Fees**



**MAJOR REVENUES**

**Miscellaneous Revenue**

Miscellaneous revenue consists primarily of interest income, vending and commissary income, and the sale of recyclable materials.

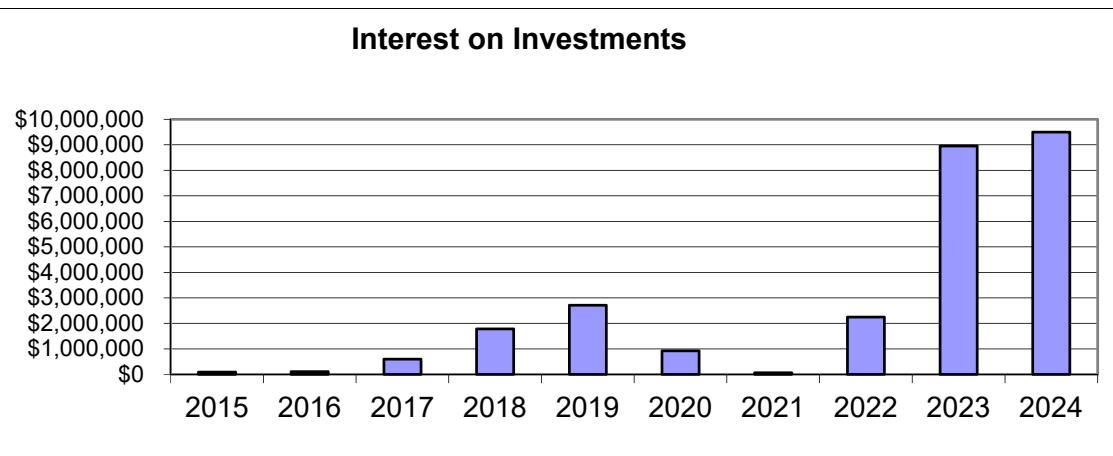
- Interest on Investments**

The Treasurer, under Sections 59.25(3)(s) and 59.62 of the Wisconsin State Statutes, is responsible for the investment of county funds. Chapter 26, Subchapter II of the Dane County Code of Ordinances, Investment Policy, sets forth the types of investment that the Treasurer can invest in.

The amount received as interest on investments is attributable to two factors – the amount of money on deposit throughout the year, and the interest rates in effect. There is a direct relationship between both of these items and the interest income received, in that higher amounts on deposit and higher interest rates singularly and together result in higher earnings.

The following table summarizes the Treasurer’s investment earnings for the last 10 years.

Year	Interest on Investments
2015 Actual	\$87,910
2016 Actual	\$106,337
2017 Actual	\$595,008
2018 Actual	\$1,785,441
2019 Actual	\$2,713,748
2020 Actual	\$922,998
2021 Actual	\$66,982
2022 Actual	\$2,247,078
2023 Projected	\$8,950,000
2024 Budget	\$9,495,960



**MAJOR REVENUES**

Interest rates had been low after declining significantly since mid-2007. 2017 – 2019 Interest rates and investment income increased. 2020-2021 declined significantly, but 2022 saw interest rates start to increase with 2023 and 2024 showing rates and income likely at historic levels.

***Other Financing Sources***

Other financing sources represent contributions toward debt service payments by outside parties and debt service related operating transfers.

**Dane County  
2024 Budget  
Operating Revenue Summary by Fund**

***** 2023 *****				***** 2024 *****			
2022 REVENUE	REVENUE AS MODIFIED	REV THRU 06/30/2023	TOTAL EST REVENUE	FUND NAME	AGENCY REQUEST	CO EXEC RECOMM	ADOPTED BUDGET
\$317,067,099	\$319,522,823	\$133,863,039	\$329,887,819	General	\$311,517,809	\$349,837,278	\$350,036,826
\$824,345	\$55,912	\$37,617	\$55,912	Bridge Aid	\$490,440	\$490,440	\$490,440
\$825,299	\$1,103,501	\$0	\$1,103,501	PSC-DaneCom	\$1,143,101	\$1,143,101	\$1,143,101
\$8,857,031	\$11,577,411	\$5,788,706	\$11,577,411	Board of Health	\$11,942,484	\$12,616,184	\$12,797,870
\$6,802,497	\$6,810,774	\$3,592,673	\$6,847,158	Library	\$7,564,147	\$7,622,991	\$7,622,990
\$3,905,236	\$1,761,438	\$56,859	\$1,761,438	Opiate Settlement Revenue Fund	\$1,761,438	\$3,121,438	\$3,121,438
\$198,234,881	\$183,995,917	\$61,053,158	\$183,995,917	Human Services	\$162,627,716	\$164,905,996	\$166,250,501
\$37,629	\$42,100	\$6,637	\$42,834	CDBG Business Loan Fund	\$42,100	\$42,100	\$42,100
\$18,986	\$14,700	\$23,143	\$35,658	Commerce Revolving Fund	\$14,700	\$14,700	\$14,700
\$1,386,522	\$4,501,905	\$57,803	\$4,501,906	CDBG Housing Loan Fund	\$1,027,504	\$1,027,504	\$1,027,504
\$631,092	\$3,157,168	\$112,000	\$3,157,168	HOME Loan Fund	\$590,054	\$590,054	\$590,054
\$3,822	\$0	\$0	\$0	HELP Loan Fund	\$0	\$0	\$0
\$665,726	\$655,600	\$299,092	\$703,170	Land Information	\$632,100	\$632,100	\$632,100
\$35,643	\$2,000	\$4,353	\$2,000	Conservation Fund	\$2,000	\$2,000	\$2,000
\$919,823	\$52,000	\$1,275,195	\$52,000	Capital Projects Fund	\$52,000	\$52,000	\$52,000
\$77,238	\$6,000	\$99,459	\$6,000	Land & Water Legacy Fund	\$6,000	\$6,000	\$6,000
\$59,143,562	\$62,137,132	\$33,205,812	\$64,248,611	Debt Service	\$67,715,442	\$67,868,694	\$67,868,694
\$48,459,578	\$35,293,900	\$18,120,746	\$38,996,630	Airport	\$42,702,002	\$42,702,002	\$42,702,002
\$37,157,409	\$33,978,356	\$17,083,151	\$34,882,713	Highway	\$34,930,259	\$35,525,983	\$35,525,983
\$16,860,865	\$11,617,574	\$6,710,672	\$11,617,574	Badger Prairie Health Care Center	\$11,661,574	\$14,261,574	\$14,261,574
\$15,485,404	\$16,149,400	\$7,080,898	\$16,443,995	Solid Waste	\$17,499,400	\$17,499,400	\$17,499,400
\$12,784,666	\$16,440,596	\$4,834,146	\$16,710,211	Methane Gas	\$16,828,601	\$16,832,368	\$16,832,368
\$2,140,136	\$2,064,900	\$1,046,719	\$2,088,614	Printing & Services	\$2,099,200	\$2,099,200	\$2,099,200
\$3,377,484	\$3,211,200	\$167,757	\$3,274,114	Liability Insurance Fund	\$3,043,200	\$3,043,200	\$3,043,200
\$2,657,775	\$2,602,500	\$148,536	\$2,748,536	Workers Compensation	\$2,602,500	\$2,602,500	\$2,602,500
\$6,118,159	\$6,460,496	\$2,679,557	\$6,499,860	Consolidated Food Service	\$6,692,330	\$6,812,930	\$6,812,930
<b>\$744,477,905</b>	<b>\$723,215,304</b>	<b>\$297,347,727</b>	<b>\$741,240,750</b>	<b>Grand Total</b>	<b>\$705,188,101</b>	<b>\$751,351,737</b>	<b>\$753,077,475</b>

**Dane County  
2024 Budget  
Operating Revenue Summary by Activity**

***** 2023 *****						***** 2024 *****		
2022 REVENUE	REVENUE AS MODIFIED	REV THRU 06/30/2023	TOTAL EST REVENUE	APPROPRIATION NAME	APPR #	AGENCY REQUEST	CO EXEC RECOMM	ADOPTED BUDGET
<b>GENERAL GOVERNMENT</b>								
\$236,239,257	\$245,325,626	\$103,231,002	\$246,299,538	General County	GCO	\$251,684,403	\$269,867,317	\$271,457,813
\$58,600	\$61,600	\$0	\$61,600	County Board	024	\$3,000	\$3,000	\$3,000
\$178,503	\$210,184	\$65,147	\$221,059	Executive	04A	\$175,184	\$175,184	\$175,184
\$1,404	\$0	\$0	\$0	Office for Equity & Inclusion	055	\$0	\$0	\$41,000
\$339,935	\$295,600	\$322,361	\$400,123	County Clerk	060	\$309,700	\$309,700	\$309,700
\$13,336,279	\$10,866,884	\$2,105,913	\$10,898,229	Administration - Gen. Operations	096	\$2,118,174	\$8,494,042	\$6,958,042
\$4,018,859	\$4,360,700	\$1,558,113	\$4,735,591	Administration - Facilities Mgmt	098	\$4,486,000	\$4,622,400	\$4,622,400
\$919,823	\$52,000	\$1,275,195	\$52,000	Capital Projects Operating Transfers	313	\$52,000	\$52,000	\$52,000
\$2,140,136	\$2,064,900	\$1,046,719	\$2,088,614	Printing & Services	511	\$2,099,200	\$2,099,200	\$2,099,200
\$6,118,159	\$6,460,496	\$2,679,557	\$6,499,860	Consolidated Food Service	515	\$6,692,330	\$6,812,930	\$6,812,930
\$3,377,484	\$3,211,200	\$167,757	\$3,274,114	Liability Insurance Program	521	\$3,043,200	\$3,043,200	\$3,043,200
\$2,657,775	\$2,602,500	\$148,536	\$2,748,536	Workers Compensation Ins.	531	\$2,602,500	\$2,602,500	\$2,602,500
\$3,905,236	\$1,761,438	\$56,859	\$1,761,438	Opiate Settlement Revenue Fund	OPI	\$1,761,438	\$3,121,438	\$3,121,438
\$5,892,247	\$3,281,907	\$6,571,881	\$12,007,990	Treasurer	120	\$3,310,867	\$12,310,867	\$12,310,867
\$3,822	\$0	\$0	\$0	HELP Loan Fund	275	\$0	\$0	\$0
\$6,233,634	\$6,722,984	\$1,411,960	\$6,722,984	Corp. Counsel - Gen. Operations	168	\$6,801,974	\$7,460,298	\$7,489,365
\$5,328,680	\$4,891,400	\$1,931,200	\$4,216,400	Register of Deeds	180	\$4,803,300	\$4,453,300	\$4,453,300
<b>\$290,749,831</b>	<b>\$292,169,419</b>	<b>\$122,572,202</b>	<b>\$301,988,076</b>	<b>GENERAL GOVERNMENT</b>	<b>TOTAL</b>	<b>\$289,943,270</b>	<b>\$325,427,376</b>	<b>\$325,551,939</b>

**Dane County  
2024 Budget  
Operating Revenue Summary by Activity**

***** 2023 *****				***** 2024 *****				
2022 REVENUE	REVENUE AS MODIFIED	REV THRU 06/30/2023	TOTAL EST REVENUE	APPROPRIATION NAME	APPR #	AGENCY REQUEST	CO EXEC RECOMM	ADOPTED BUDGET
<b>PUB SAFETY &amp; CRIMINAL JUSTICE</b>								
\$0	\$250,747	\$0	\$250,747	Office of Criminal Justice Reform	030	\$107,900	\$107,900	\$107,900
\$5,728,936	\$6,584,050	\$2,356,927	\$6,709,535	Clerk of Courts	288	\$6,584,050	\$6,584,050	\$6,584,050
\$0	\$18,359	\$18,359	\$18,359	Miscellaneous Appropriations	290	\$0	\$0	\$0
\$329,362	\$375,200	\$157,704	\$375,205	Family Court Services	316	\$375,200	\$375,200	\$375,200
\$3,074,732	\$1,477,080	\$356,278	\$1,477,080	Medical Examiner	330	\$1,654,209	\$1,654,209	\$1,654,209
\$1,488,207	\$1,665,666	\$180,477	\$1,665,666	District Attorney	351	\$1,400,331	\$1,400,331	\$1,400,331
\$12,147,003	\$13,274,315	\$4,420,861	\$13,011,264	Sheriff	372	\$10,139,772	\$14,424,835	\$14,424,835
\$3,724,558	\$133,524	\$38,022	\$134,139	Public Safety Communications	385	\$68,600	\$68,600	\$68,600
\$825,299	\$1,103,501	\$0	\$1,103,501	DaneCom	386	\$1,143,101	\$1,143,101	\$1,143,101
\$732,694	\$588,770	\$184,590	\$667,716	Emergency Management	396	\$601,062	\$596,062	\$596,062
\$321,710	\$247,000	\$113,994	\$247,000	Juvenile Court Program	420	\$247,000	\$247,000	\$247,000
\$28,372,499	\$25,718,211	\$7,827,213	\$25,660,212	<b>PUB SAFETY &amp; CRIMINAL JUSTICE</b>	<b>TOTAL</b>	\$22,321,225	\$26,601,288	\$26,601,288
<b>HEALTH &amp; HUMAN SERVICES</b>								
\$8,857,031	\$11,577,411	\$5,788,706	\$11,577,411	Board of Health	5BH	\$11,942,484	\$12,616,184	\$12,797,870
\$16,860,865	\$11,617,574	\$6,710,672	\$11,617,574	BPHCC - General Operations	431	\$11,661,574	\$14,261,574	\$14,261,574
\$198,234,881	\$183,995,917	\$61,053,158	\$183,995,917	Human Services Fund	5HS	\$162,627,716	\$164,905,996	\$166,250,501
\$17,925	\$35,178	\$33,609	\$35,178	Veterans Service Office	524	\$16,000	\$16,000	\$16,000
\$223,970,703	\$207,226,080	\$73,586,144	\$207,226,080	<b>HEALTH &amp; HUMAN SERVICES</b>	<b>TOTAL</b>	\$186,247,774	\$191,799,754	\$193,325,945
<b>CONSERVATION &amp; ECONOMIC DEV</b>								
\$745,733	\$1,232,652	\$358,020	\$1,258,738	Planning & Development	538	\$795,045	\$795,045	\$795,045
\$37,629	\$42,100	\$6,637	\$42,834	CDBG Business Loan Fund	539	\$42,100	\$42,100	\$42,100
\$18,986	\$14,700	\$23,143	\$35,658	Commerce Revolving Loan Fund	542	\$14,700	\$14,700	\$14,700
\$1,386,522	\$4,501,905	\$57,803	\$4,501,906	CDBG Housing Loan Fund	544	\$1,027,504	\$1,027,504	\$1,027,504
\$631,092	\$3,157,168	\$112,000	\$3,157,168	HOME Loan Fund	545	\$590,054	\$590,054	\$590,054
\$1,104,617	\$1,747,124	\$349,697	\$1,747,124	Land & Water Resources	696	\$1,225,690	\$1,225,690	\$1,225,690
\$665,726	\$655,600	\$299,092	\$703,170	Land Information Office	552	\$632,100	\$632,100	\$632,100
\$15,485,404	\$16,149,400	\$7,080,898	\$16,443,995	Solid Waste	564	\$17,499,400	\$17,499,400	\$17,499,400
\$12,784,666	\$16,440,596	\$4,834,146	\$16,710,211	Methane Gas Operations	565	\$16,828,601	\$16,832,368	\$16,832,368
\$32,860,374	\$43,941,245	\$13,121,435	\$44,600,804	<b>CONSERVATION &amp; ECONOMIC DEV</b>	<b>TOTAL</b>	\$38,655,194	\$38,658,961	\$38,658,961



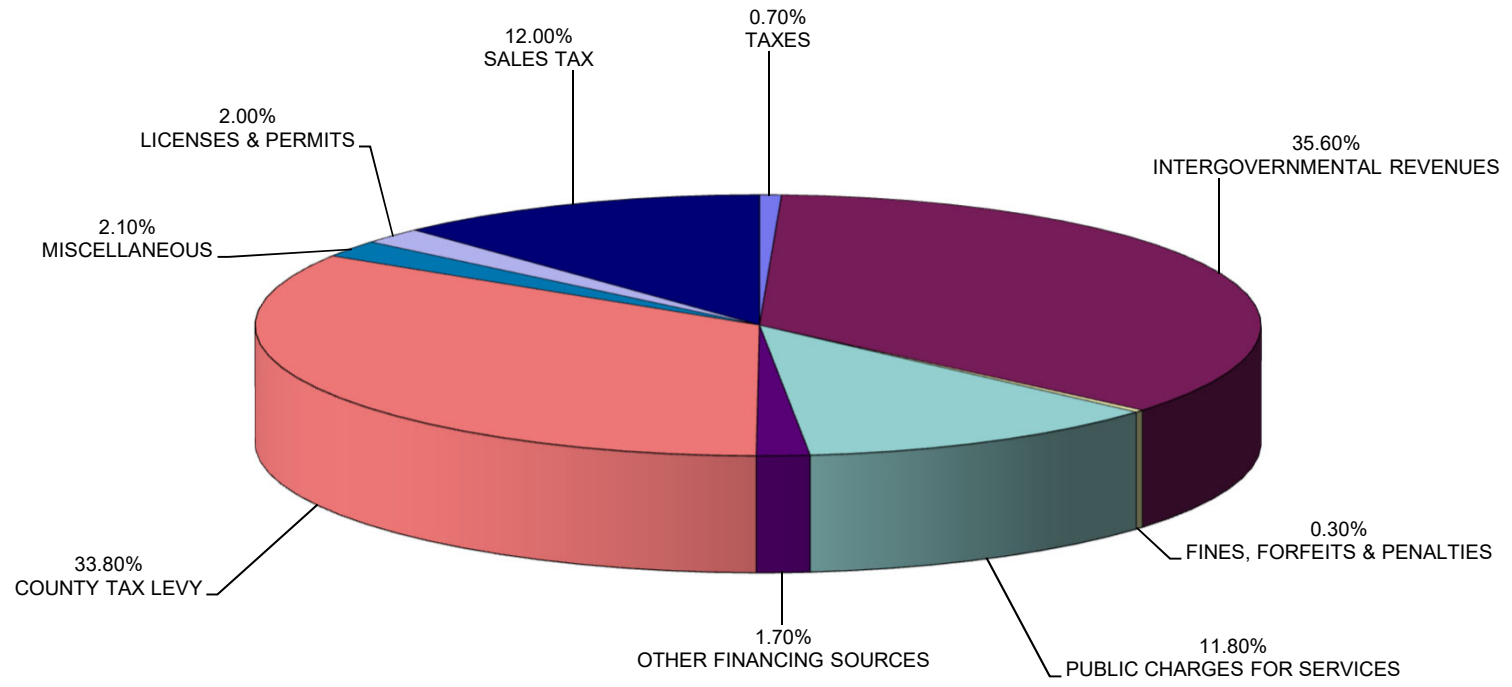
**Dane County  
2024 Budget  
Operating Revenue Summary by Activity**

***** 2023 *****					***** 2024 *****			
2022 REVENUE	REVENUE AS MODIFIED	REV THRU 06/30/2023	TOTAL EST REVENUE	APPROPRIATION NAME	APPR #	AGENCY REQUEST	CO EXEC RECOMM	ADOPTED BUDGET
<b>CULTURE, EDUC &amp; RECREATION</b>								
\$35,643	\$2,000	\$4,353	\$2,000	Conservation Fund	312	\$2,000	\$2,000	\$2,000
\$77,238	\$6,000	\$99,459	\$6,000	Land & Water Legacy Fund	314	\$6,000	\$6,000	\$6,000
\$3,380,669	\$3,589,741	\$2,129,066	\$3,778,648	Land & Water Resources	696	\$2,884,165	\$2,884,165	\$2,896,650
\$6,802,497	\$6,810,774	\$3,592,673	\$6,847,158	Library	612	\$7,564,147	\$7,622,991	\$7,622,990
\$3,690,745	\$2,666,683	\$967,994	\$2,992,470	Henry Vilas Zoo	684	\$2,988,683	\$3,024,583	\$3,024,583
\$202,949	\$269,950	\$146,972	\$326,916	Extension	720	\$87,100	\$87,100	\$149,600
\$7,701,294	\$7,988,300	\$4,485,308	\$8,266,920	Alliant Energy Center	648	\$7,288,800	\$7,288,800	\$7,288,800
<b>\$21,891,035</b>	<b>\$21,333,448</b>	<b>\$11,425,824</b>	<b>\$22,220,112</b>	<b>CULTURE, EDUC &amp; RECREATION</b>	<b>TOTAL</b>	<b>\$20,820,895</b>	<b>\$20,915,639</b>	<b>\$20,990,623</b>
<b>PUBLIC WORKS</b>								
\$301,308	\$404,000	\$0	\$404,000	Administration - Gen. Operations	096	\$404,000	\$404,000	\$404,000
\$37,157,409	\$33,978,356	\$17,083,151	\$34,882,713	Highway & Transportation	795	\$34,930,259	\$35,525,983	\$35,525,983
\$824,345	\$55,912	\$37,617	\$55,912	Bridge Aid	808	\$490,440	\$490,440	\$490,440
\$747,262	\$957,600	\$367,582	\$957,600	Highway - Parking Ramp	810	\$957,600	\$957,600	\$957,600
\$48,459,578	\$35,293,900	\$18,120,746	\$38,996,630	Airport	820	\$42,702,002	\$42,702,002	\$42,702,002
<b>\$87,489,902</b>	<b>\$70,689,768</b>	<b>\$35,609,097</b>	<b>\$75,296,855</b>	<b>PUBLIC WORKS</b>	<b>TOTAL</b>	<b>\$79,484,301</b>	<b>\$80,080,025</b>	<b>\$80,080,025</b>
<b>DEBT SERVICE</b>								
\$59,143,562	\$62,137,132	\$33,205,812	\$64,248,611	Debt Service	852	\$67,715,442	\$67,868,694	\$67,868,694
<b>\$59,143,562</b>	<b>\$62,137,132</b>	<b>\$33,205,812</b>	<b>\$64,248,611</b>	<b>DEBT SERVICE</b>	<b>TOTAL</b>	<b>\$67,715,442</b>	<b>\$67,868,694</b>	<b>\$67,868,694</b>
<b>\$744,477,905</b>	<b>\$723,215,304</b>	<b>\$297,347,727</b>	<b>\$741,240,750</b>	<b>Grand Total</b>		<b>\$705,188,101</b>	<b>\$751,351,737</b>	<b>\$753,077,475</b>

**Dane County  
2024 Budget  
Operating Revenue Summary by Category**

***** 2023 *****				***** 2024 *****			
<i>2022 REVENUE</i>	<i>REVENUE AS MODIFIED</i>	<i>REV THRU 06/30/2023</i>	<i>TOTAL EST REVENUE</i>	<i>CATEGORY NAME</i>	<i>AGENCY REQUEST</i>	<i>CO EXEC RECOMM</i>	<i>ADOPTED BUDGET</i>
\$296,030,650	\$316,546,282	\$141,742,350	\$317,231,174	TAXES	\$330,041,758	\$348,720,098	\$350,262,279
\$310,441,306	\$290,409,381	\$93,265,214	\$291,549,109	INTERGOVERNMENTAL REVENUES	\$252,395,421	\$268,154,950	\$268,338,507
\$13,729,131	\$13,891,845	\$5,751,806	\$13,909,913	LICENSES & PERMITS	\$13,864,945	\$14,391,945	\$14,391,945
\$1,599,460	\$2,198,700	\$617,248	\$2,198,700	FINES, FORFEITS & PENALTIES	\$2,119,900	\$2,119,900	\$2,119,900
\$87,118,732	\$85,825,985	\$38,306,113	\$85,874,371	PUBLIC CHARGES FOR SERVICES	\$89,322,863	\$88,972,863	\$88,972,863
\$29,197,274	\$4,416,228	\$13,080,149	\$18,464,646	MISCELLANEOUS	\$5,716,888	\$16,076,888	\$16,076,888
\$6,361,351	\$9,926,883	\$4,584,846	\$12,012,837	OTHER FINANCING SOURCES	\$11,726,326	\$12,915,093	\$12,915,093
<b>\$744,477,905</b>	<b>\$723,215,304</b>	<b>\$297,347,727</b>	<b>\$741,240,750</b>	<b>Grand Total</b>	<b>\$705,188,101</b>	<b>\$751,351,737</b>	<b>\$753,077,475</b>

# DANE COUNTY 2024 REVENUE BY BUDGET SOURCE CATEGORY



**Dane County  
2024 Budget  
Operating Budget**

**FUND:** 1110 GENERAL **AGENCY:** 03 GENERAL COUNTY  
**ORG:** GENCTY GENERAL COUNTY **ACTIVITY:** 1 GENERAL GOVERNMENT

\*\*\*\*\* **2023** \*\*\*\*\* \*\*\*\*\* **2024** \*\*\*\*\*

<b>2022 REVENUE</b>	<b>REVENUE AS MODIFIED</b>	<b>REV THRU 06/30/2023</b>	<b>TOTAL EST REVENUE</b>	<b>ACCOUNT NAME</b>	<b>REVENUE SOURCE</b>	<b>AGENCY REQUEST</b>	<b>CO EXEC RECOMM</b>	<b>ADOPTED BUDGET</b>
-------------------------	--------------------------------	--------------------------------	------------------------------	---------------------	---------------------------	---------------------------	---------------------------	---------------------------

**TAXES**

\$144,835,663	\$147,219,218	\$73,720,463	\$147,219,218	GENERAL PROPERTY TAX FROM DIST	80030	\$155,427,995	\$168,652,908	\$169,587,254
\$96,261	\$165,000	\$0	\$165,000	COUNTY SHARE-DELIQUENT TAXES	80032	\$165,000	\$165,000	\$165,000
\$80,556,712	\$85,231,041	\$26,537,271	\$86,195,725	COUNTY SALES TAX REVENUE	80035	\$85,231,041	\$89,918,748	\$90,344,898
\$137,423	\$1,800,000	\$698,347	\$1,800,000	TIF DISTRICT REVENUE	80105	\$0	\$0	\$0
<b>\$225,626,059</b>	<b>\$234,415,259</b>	<b>\$100,956,081</b>	<b>\$235,379,943</b>	<b>TAXES</b>	<b>TOTAL</b>	<b>\$240,824,036</b>	<b>\$258,736,656</b>	<b>\$260,097,152</b>

**INTERGOVERNMENTAL REVENUES**

\$4,393	\$3,000	\$2,481	\$3,000	SALES TAX DISCOUNT REVENUE	80040	\$3,000	\$3,000	\$3,000
\$1,577,102	\$1,577,102	\$0	\$1,577,102	SHARED REVENUES FROM STATE	80270	\$1,577,102	\$1,577,102	\$1,577,102
\$3,017,291	\$2,956,277	\$0	\$2,956,277	SHARED REVENUE UTILITY PAYMENT	80275	\$2,956,277	\$3,058,531	\$3,058,531
\$533,865	\$546,193	\$136,219	\$546,193	STATE AID-CO INDIRECT COST PLN	80330	\$546,193	\$448,591	\$448,591
\$1,839,395	\$1,846,670	\$0	\$1,846,670	STATE AID-COMPUTER EXEMPTIONS	80340	\$1,846,670	\$1,846,670	\$1,846,670
\$1,004,534	\$979,765	\$979,766	\$979,766	STATE AID-PERSONAL PROPRTY TAX	80350	\$979,765	\$979,765	\$979,765
\$415	\$0	\$0	\$0	COVID 19 REVENUE	81025	\$0	\$0	\$0
\$0	\$0	\$0	\$0	ARP REVENUE	81367	\$0	\$0	\$230,000
\$50,000	\$50,000	\$0	\$50,000	LATCF ARP GRANT FUNDS	81369	\$0	\$0	\$0
\$85,000	\$85,000	\$0	\$85,000	LIBRARY RENT	83175	\$85,000	\$85,000	\$85,000
\$39,228	\$157,900	\$58,841	\$157,900	JOB CENTER RENT	83180	\$157,900	\$157,900	\$157,900
\$1,936,734	\$2,119,360	\$1,045,265	\$2,119,360	INDIRECT COSTS	84515	\$2,119,360	\$2,385,002	\$2,385,002
<b>\$10,087,957</b>	<b>\$10,321,267</b>	<b>\$2,222,572</b>	<b>\$10,321,268</b>	<b>INTERGOVERNMENTAL REVENUES</b>	<b>TOTAL</b>	<b>\$10,271,267</b>	<b>\$10,541,561</b>	<b>\$10,771,561</b>

**LICENSES & PERMITS**

\$420,159	\$483,600	\$0	\$483,600	DOG LICENSE FUND REVENUE	82070	\$483,600	\$483,600	\$483,600
<b>\$420,159</b>	<b>\$483,600</b>	<b>\$0</b>	<b>\$483,600</b>	<b>LICENSES &amp; PERMITS</b>	<b>TOTAL</b>	<b>\$483,600</b>	<b>\$483,600</b>	<b>\$483,600</b>

**Dane County  
2024 Budget  
Operating Budget**

**FUND:** 1110 GENERAL **AGENCY:** 03 GENERAL COUNTY  
**ORG:** GENCTY GENERAL COUNTY **ACTIVITY:** 1 GENERAL GOVERNMENT

\*\*\*\*\* 2023 \*\*\*\*\*

\*\*\*\*\* 2024 \*\*\*\*\*

2022 REVENUE	REVENUE AS MODIFIED	REV THRU 06/30/2023	TOTAL EST REVENUE	ACCOUNT NAME	REVENUE SOURCE	AGENCY REQUEST	CO EXEC RECOMM	ADOPTED BUDGET
<b>PUBLIC CHARGES FOR SERVICES</b>								
\$15,659	\$0	\$0	\$0	FOCUS ON ENERGY GRANT REBATES	82899	\$0	\$0	\$0
\$26,087	\$44,600	\$16,918	\$44,600	LEASE REVENUE	83170	\$44,600	\$44,600	\$44,600
\$26,460	\$56,900	\$23,205	\$56,900	CROP LEASE-KIPPLEY FARMS	84910	\$56,900	\$56,900	\$56,900
\$68,206	\$101,500	\$40,123	\$101,500	<i>PUBLIC CHARGES FOR SERVICES</i>	<i>TOTAL</i>	\$101,500	\$101,500	\$101,500
<b>MISCELLANEOUS</b>								
\$36,876	\$3,000	\$12,227	\$12,227	MISCELLANEOUS GENERAL REVENUE	82970	\$3,000	\$3,000	\$3,000
\$0	\$1,000	\$0	\$1,000	SALE OF COUNTY PROPERTY	84830	\$1,000	\$1,000	\$1,000
\$36,876	\$4,000	\$12,227	\$13,227	<i>MISCELLANEOUS</i>	<i>TOTAL</i>	\$4,000	\$4,000	\$4,000
<b>\$236,239,257</b>	<b>\$245,325,626</b>	<b>\$103,231,002</b>	<b>\$246,299,538</b>	<b>Grand Total</b>		<b>\$251,684,403</b>	<b>\$269,867,317</b>	<b>\$271,457,813</b>

**Dane County  
2024 Budget  
Operating Expenditure Summary by Fund**

***** 2023 *****				***** 2024 *****			
<i>2022 EXPENDITURE</i>	<i>EXPENSE AS MODIFIED</i>	<i>EXP THRU 06/30/2023</i>	<i>TOTAL EST EXPENDITURE</i>	<i>FUND NAME</i>	<i>AGENCY REQUEST</i>	<i>CO EXEC RECOMM</i>	<i>ADOPTED BUDGET</i>
\$229,353,624	\$257,542,471	\$114,664,308	\$259,472,959	General	\$246,494,912	\$263,184,902	\$262,560,116
\$725,457	\$507,434	\$83,692	\$507,434	Bridge Aid	\$490,440	\$490,440	\$490,440
\$825,299	\$1,113,201	\$833,004	\$1,121,685	PSC-DaneCom	\$1,143,101	\$1,152,801	\$1,152,801
\$8,857,031	\$11,577,411	\$11,577,411	\$11,577,411	Board of Health	\$11,942,484	\$12,616,184	\$12,797,870
\$6,665,652	\$7,016,215	\$6,011,906	\$6,948,074	Library	\$7,620,373	\$7,677,133	\$7,677,133
\$0	\$0	\$0	\$0	Opiate Settlement Revenue Fund	\$1,761,438	\$3,121,438	\$3,121,438
\$259,199,131	\$274,203,141	\$101,951,409	\$271,497,641	Human Services	\$253,390,934	\$265,571,488	\$267,619,452
\$10,978	\$42,100	\$734	\$42,834	CDBG Business Loan Fund	\$42,100	\$42,100	\$42,100
\$2,906	\$691,000	\$0	\$691,000	Commerce Revolving Fund	\$691,000	\$691,000	\$691,000
\$1,438,173	\$4,501,905	\$944,862	\$4,501,906	CDBG Housing Loan Fund	\$1,027,504	\$1,027,504	\$1,027,504
\$631,092	\$3,157,168	\$170,203	\$3,157,169	HOME Loan Fund	\$590,054	\$590,054	\$590,054
\$30	\$30,000	\$0	\$0	HELP Loan Fund	\$0	\$0	\$0
\$731,538	\$918,588	\$433,054	\$956,666	Land Information	\$824,088	\$858,195	\$858,195
\$35,643	\$2,000	\$4,353	\$2,000	Conservation Fund	\$2,000	\$2,000	\$2,000
\$919,823	\$52,000	\$1,275,195	\$52,000	Capital Projects Fund	\$52,000	\$52,000	\$52,000
\$77,238	\$6,000	\$99,459	\$6,000	Land & Water Legacy Fund	\$6,000	\$6,000	\$6,000
\$56,603,333	\$66,567,446	\$121,570,390	\$66,753,679	Debt Service	\$82,097,225	\$82,295,627	\$82,295,627
\$44,276,975	\$40,655,227	\$18,288,380	\$40,663,470	Airport	\$35,141,035	\$35,689,946	\$35,689,946
\$33,221,006	\$34,448,003	\$18,464,377	\$34,730,443	Highway	\$34,930,259	\$35,525,983	\$35,525,983
\$24,013,123	\$28,314,010	\$13,519,943	\$28,314,010	Badger Prairie Health Care Center	\$28,824,943	\$29,750,591	\$29,750,591
\$16,153,273	\$16,309,237	\$7,839,312	\$16,299,690	Solid Waste	\$17,429,566	\$17,555,043	\$17,656,043
\$8,248,556	\$14,948,927	\$8,632,767	\$14,874,827	Methane Gas	\$15,033,193	\$15,096,260	\$15,096,260
\$2,018,304	\$2,067,535	\$1,021,215	\$1,958,308	Printing & Services	\$2,099,200	\$2,137,284	\$2,137,284
\$4,161,130	\$3,211,200	\$2,114,723	\$3,519,591	Liability Insurance Fund	\$3,043,200	\$3,043,200	\$3,043,200
\$2,463,674	\$2,602,500	\$1,509,335	\$2,755,236	Workers Compensation	\$2,602,500	\$2,602,500	\$2,602,500
\$5,251,078	\$6,460,489	\$2,765,402	\$6,268,729	Consolidated Food Service	\$6,692,330	\$6,812,917	\$6,812,917
<b>\$705,884,066</b>	<b>\$776,945,209</b>	<b>\$433,775,434</b>	<b>\$776,672,762</b>	<b>Grand Total</b>	<b>\$753,971,879</b>	<b>\$787,592,590</b>	<b>\$789,298,454</b>

**Dane County  
2024 Budget  
Operating Expenditure Summary by Activity**

***** 2023 *****				***** 2024 *****				
2022 EXPENDITURE	EXPENSE AS MODIFIED	EXP THRU 06/30/2023	TOTAL EST EXPENDITURE	APPROPRIATION NAME	APPR #	AGENCY REQUEST	CO EXEC RECOMM	ADOPTED BUDGET
<b>GENERAL GOVERNMENT</b>								
\$420,159	\$483,600	\$0	\$483,600	General County	GCO	\$483,600	\$483,600	\$483,600
\$1,867,876	\$1,932,957	\$787,594	\$1,921,099	County Board	024	\$1,798,748	\$1,839,348	\$1,869,348
\$2,351,848	\$2,634,132	\$1,102,117	\$2,626,137	Executive	04A	\$2,335,743	\$2,513,143	\$2,555,043
\$1,238,812	\$1,573,700	\$569,769	\$1,546,727	Office for Equity & Inclusion	055	\$1,385,784	\$1,488,584	\$1,679,884
\$995,663	\$1,049,100	\$549,585	\$1,043,169	County Clerk	060	\$1,501,600	\$1,526,100	\$1,526,100
\$23,993,867	\$24,344,482	\$11,425,455	\$24,207,733	Administration - Gen. Operations	096	\$16,098,801	\$23,296,501	\$21,630,201
\$10,549,668	\$9,892,431	\$4,863,697	\$10,277,184	Administration - Facilities Mgmt	098	\$10,186,500	\$10,429,300	\$10,429,300
\$919,823	\$52,000	\$1,275,195	\$52,000	Capital Projects Operating Transfers	313	\$52,000	\$52,000	\$52,000
\$2,018,304	\$2,067,535	\$1,021,215	\$1,958,308	Printing & Services	511	\$2,099,200	\$2,137,284	\$2,137,284
\$5,251,078	\$6,460,489	\$2,765,402	\$6,268,729	Consolidated Food Service	515	\$6,692,330	\$6,812,917	\$6,812,917
\$4,161,130	\$3,211,200	\$2,114,723	\$3,519,591	Liability Insurance Program	521	\$3,043,200	\$3,043,200	\$3,043,200
\$2,463,674	\$2,602,500	\$1,509,335	\$2,755,236	Workers Compensation Ins.	531	\$2,602,500	\$2,602,500	\$2,602,500
\$0	\$0	\$0	\$0	Opiate Settlement Revenue Fund	OPI	\$1,761,438	\$3,121,438	\$3,121,438
\$1,071,864	\$1,215,241	\$485,125	\$1,246,763	Treasurer	120	\$1,262,101	\$1,289,901	\$1,289,901
\$30	\$30,000	\$0	\$0	HELP Loan Fund	275	\$0	\$0	\$0
\$10,285,163	\$11,469,592	\$5,374,357	\$11,308,551	Corp. Counsel - Gen. Operations	168	\$11,399,700	\$12,092,300	\$12,135,900
\$1,490,089	\$1,889,590	\$779,037	\$1,824,220	Register of Deeds	180	\$1,825,390	\$1,885,590	\$1,885,590
\$69,079,047	\$70,908,548	\$34,622,609	\$71,039,047	<b>GENERAL GOVERNMENT</b>	<b>Total</b>	<b>\$64,528,635</b>	<b>\$74,613,706</b>	<b>\$73,254,206</b>
<b>PUB SAFETY &amp; CRIMINAL JUSTICE</b>								
\$0	\$1,517,247	\$130,733	\$1,517,247	Office of Criminal Justice Reform	030	\$1,409,300	\$1,165,290	\$1,165,290
\$314,074	\$1,154,600	\$539,168	\$1,182,408	Pretrial Services	280	\$1,182,100	\$1,259,200	\$1,259,200
\$14,660,005	\$15,452,241	\$7,117,454	\$15,233,868	Clerk of Courts	288	\$15,647,802	\$16,360,902	\$16,360,902
\$28,684	\$47,103	\$0	\$47,103	Miscellaneous Appropriations	290	\$0	\$0	\$0
\$1,302,276	\$1,382,971	\$634,735	\$1,361,624	Family Court Services	316	\$1,399,400	\$1,457,100	\$1,457,100
\$4,235,418	\$4,448,159	\$1,751,363	\$4,211,218	Medical Examiner	330	\$4,552,155	\$4,685,155	\$4,685,155
\$8,938,184	\$9,733,880	\$4,684,982	\$10,153,173	District Attorney	351	\$9,812,442	\$10,200,842	\$10,293,642
\$91,665,131	\$103,212,942	\$46,249,212	\$104,956,704	Sheriff	372	\$104,442,783	\$108,353,883	\$108,485,588
\$11,532,349	\$13,168,193	\$6,020,554	\$13,207,901	Public Safety Communications	385	\$13,530,886	\$14,833,686	\$14,782,336
\$825,299	\$1,113,201	\$833,004	\$1,121,685	DaneCom	386	\$1,143,101	\$1,152,801	\$1,152,801
\$1,882,902	\$2,086,322	\$953,443	\$2,133,405	Emergency Management	396	\$2,075,185	\$2,343,485	\$2,343,485
\$4,348,759	\$4,663,970	\$2,208,944	\$4,777,072	Juvenile Court Program	420	\$4,746,088	\$5,085,288	\$5,085,288
\$139,733,083	\$157,980,831	\$71,123,591	\$159,903,408	<b>PUB SAFETY &amp; CRIMINAL JUSTICE</b>	<b>Total</b>	<b>\$159,941,242</b>	<b>\$166,897,632</b>	<b>\$167,070,787</b>

**Dane County  
2024 Budget  
Operating Expenditure Summary by Activity**

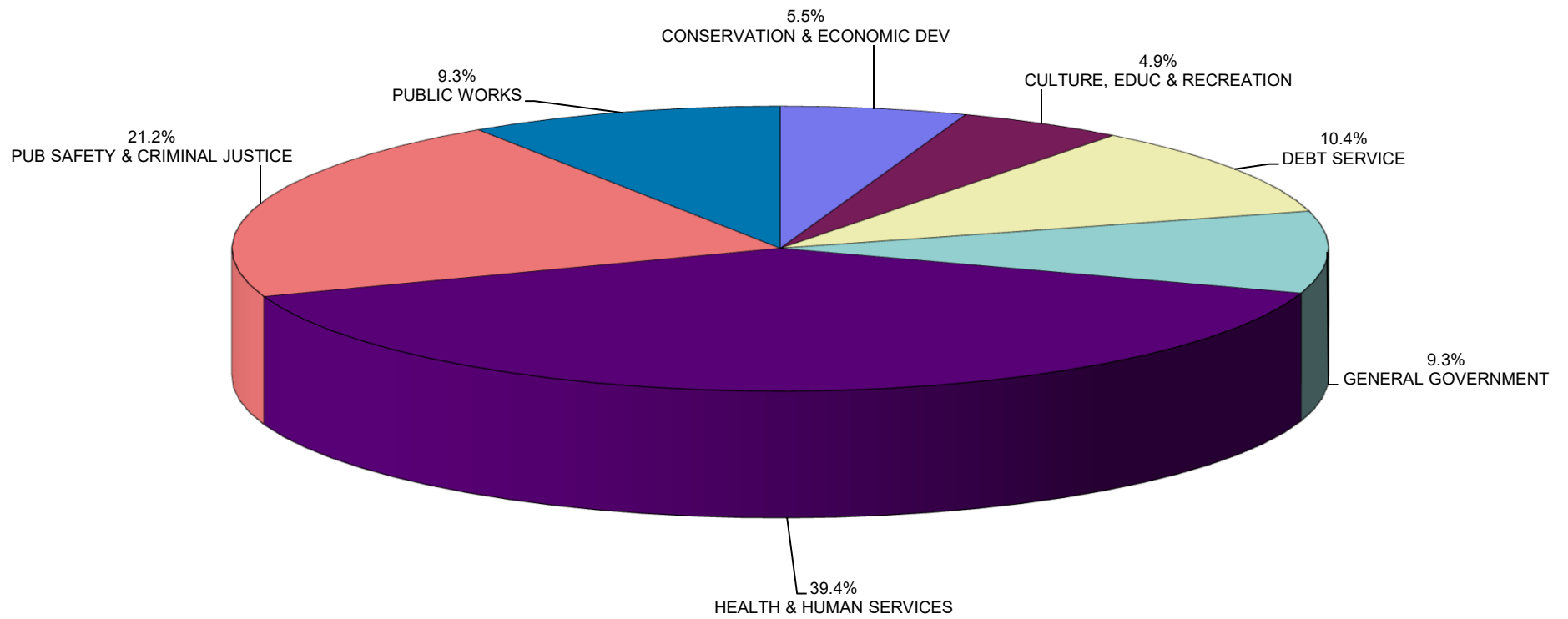
***** 2023 *****				***** 2024 *****				
2022 EXPENDITURE	EXPENSE AS MODIFIED	EXP THRU 06/30/2023	TOTAL EST EXPENDITURE	APPROPRIATION NAME	APPR #	AGENCY REQUEST	CO EXEC RECOMM	ADOPTED BUDGET
<i>HEALTH &amp; HUMAN SERVICES</i>								
\$8,857,031	\$11,577,411	\$11,577,411	\$11,577,411	Board of Health	5BH	\$11,942,484	\$12,616,184	\$12,797,870
\$24,013,123	\$28,314,010	\$13,519,943	\$28,314,010	BPHCC - General Operations	431	\$28,824,943	\$29,750,591	\$29,750,591
\$259,199,131	\$274,203,141	\$101,951,409	\$271,497,641	Human Services Fund	5HS	\$253,390,934	\$265,571,488	\$267,619,452
\$593,843	\$1,151,950	\$433,209	\$1,072,983	Veterans Service Office	524	\$1,061,200	\$1,098,800	\$1,098,800
\$292,663,127	\$315,246,513	\$127,481,971	\$312,462,045	<i>HEALTH &amp; HUMAN SERVICES</i>	<i>Total</i>	\$295,219,561	\$309,037,063	\$311,266,713
<i>CONSERVATION &amp; ECONOMIC DEV</i>								
\$4,138,712	\$5,292,192	\$2,451,680	\$5,197,348	Planning & Development	538	\$4,634,489	\$4,788,889	\$4,992,363
\$10,978	\$42,100	\$734	\$42,834	CDBG Business Loan Fund	539	\$42,100	\$42,100	\$42,100
\$2,906	\$691,000	\$0	\$691,000	Commerce Revolving Loan Fund	542	\$691,000	\$691,000	\$691,000
\$1,438,173	\$4,501,905	\$944,862	\$4,501,906	CDBG Housing Loan Fund	544	\$1,027,504	\$1,027,504	\$1,027,504
\$631,092	\$3,157,168	\$170,203	\$3,157,169	HOME Loan Fund	545	\$590,054	\$590,054	\$590,054
\$1,758,453	\$2,678,790	\$1,001,439	\$2,718,878	Land & Water Resources	696	\$2,247,060	\$2,319,560	\$2,319,560
\$731,538	\$918,588	\$433,054	\$956,666	Land Information Office	552	\$824,088	\$858,195	\$858,195
\$16,153,273	\$16,309,237	\$7,839,312	\$16,299,690	Solid Waste	564	\$17,429,566	\$17,555,043	\$17,656,043
\$8,248,556	\$14,948,927	\$8,632,767	\$14,874,827	Methane Gas Operations	565	\$15,033,193	\$15,096,260	\$15,096,260
\$33,113,681	\$48,539,907	\$21,474,050	\$48,440,318	<i>CONSERVATION &amp; ECONOMIC DEV</i>	<i>Total</i>	\$42,519,054	\$42,968,605	\$43,273,079
<i>CULTURE, EDUC &amp; RECREATION</i>								
\$302,100	\$312,100	\$182,600	\$312,100	Miscellaneous Appropriations	274	\$312,100	\$312,100	\$312,100
\$51,835	\$187,713	\$11,168	\$187,713	AEC County Subsidized Events	658	\$104,122	\$104,122	\$104,122
\$4,967	\$14,967	\$14,967	\$14,967	Dane County Historical Society	750	\$14,967	\$14,967	\$14,967
\$35,643	\$2,000	\$4,353	\$2,000	Conservation Fund	312	\$2,000	\$2,000	\$2,000
\$77,238	\$6,000	\$99,459	\$6,000	Land & Water Legacy Fund	314	\$6,000	\$6,000	\$6,000
\$10,868,361	\$13,658,712	\$5,843,318	\$13,375,328	Land & Water Resources	696	\$11,851,935	\$12,316,835	\$12,329,320
\$6,665,652	\$7,016,215	\$6,011,906	\$6,948,074	Library	612	\$7,620,373	\$7,677,133	\$7,677,133
\$6,371,433	\$7,915,968	\$3,053,390	\$8,090,076	Henry Vilas Zoo	684	\$6,961,755	\$7,141,855	\$7,262,655
\$1,423,424	\$1,982,971	\$373,368	\$1,911,106	Extension	720	\$1,536,556	\$1,555,256	\$1,677,756
\$9,309,661	\$9,376,133	\$4,349,619	\$9,701,151	Alliant Energy Center	648	\$8,989,200	\$9,170,700	\$9,273,000
\$35,110,314	\$40,472,781	\$19,944,148	\$40,548,515	<i>CULTURE, EDUC &amp; RECREATION</i>	<i>Total</i>	\$37,399,008	\$38,300,968	\$38,659,053



**Dane County  
2024 Budget  
Operating Expenditure Summary by Activity**

***** 2023 *****				***** 2024 *****				
2022 EXPENDITURE	EXPENSE AS MODIFIED	EXP THRU 06/30/2023	TOTAL EST EXPENDITURE	APPROPRIATION NAME	APPR #	AGENCY REQUEST	CO EXEC RECOMM	ADOPTED BUDGET
				<i>PUBLIC WORKS</i>				
\$1,012,290	\$1,232,320	\$528,952	\$1,230,569	Administration - Gen. Operations	096	\$1,319,720	\$1,374,320	\$1,374,320
\$33,221,006	\$34,448,003	\$18,464,377	\$34,730,443	Highway & Transportation	795	\$34,930,259	\$35,525,983	\$35,525,983
\$725,457	\$507,434	\$83,692	\$507,434	Bridge Aid	808	\$490,440	\$490,440	\$490,440
\$345,754	\$386,200	\$193,274	\$393,834	Highway - Parking Ramp	810	\$385,700	\$398,300	\$398,300
\$44,276,975	\$40,655,227	\$18,288,380	\$40,663,470	Airport	820	\$35,141,035	\$35,689,946	\$35,689,946
\$79,581,482	\$77,229,184	\$37,558,675	\$77,525,750	<i>PUBLIC WORKS</i>	<i>Total</i>	\$72,267,154	\$73,478,989	\$73,478,989
				<i>DEBT SERVICE</i>				
\$56,603,333	\$66,567,446	\$121,570,390	\$66,753,679	Debt Service	852	\$82,097,225	\$82,295,627	\$82,295,627
\$56,603,333	\$66,567,446	\$121,570,390	\$66,753,679	<i>DEBT SERVICE</i>	<i>Total</i>	\$82,097,225	\$82,295,627	\$82,295,627
<b>\$705,884,066</b>	<b>\$776,945,209</b>	<b>\$433,775,434</b>	<b>\$776,672,762</b>	<b>Grand Total</b>		<b>\$753,971,879</b>	<b>\$787,592,590</b>	<b>\$789,298,454</b>

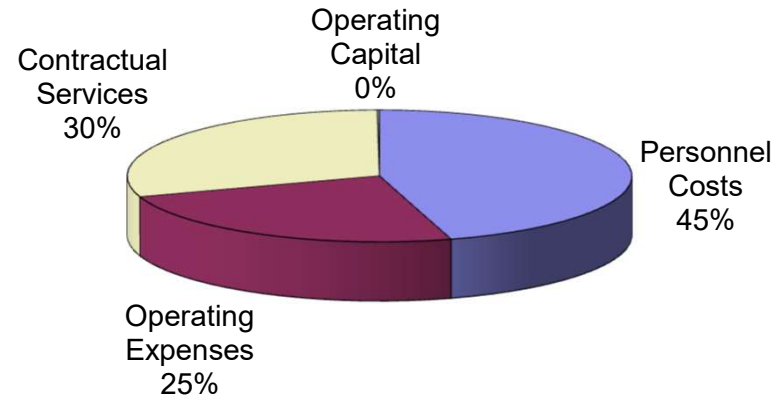
# DANE COUNTY 2024 EXPENDITURES BY BUDGET ACTIVITY



## 2024 ADOPTED BUDGET

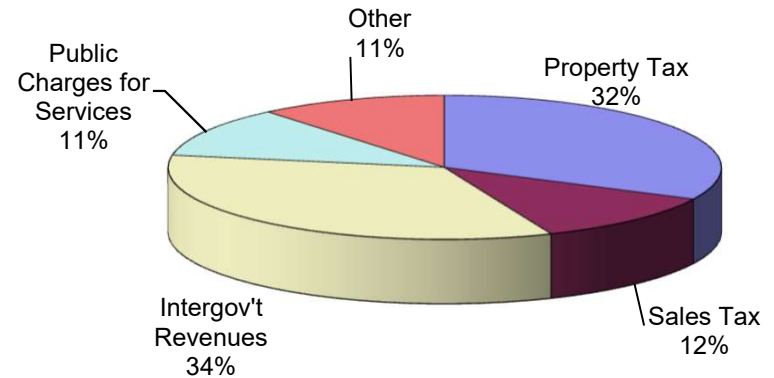
### Use of Funds by Expense Category - All Funds

Personnel Costs	\$358,587,403
Operating Expenses	\$192,886,307
Contractual Services	\$236,753,004
Operating Capital	\$1,071,740
<b>Total - All Categories</b>	<b>\$789,298,454</b>



### Source of Funds by Revenue Category - All Funds

Property Tax	\$254,553,992
Sales Tax	\$90,344,898
Intergovernmental Revenues	\$268,338,507
Public Charges for Services	\$88,972,863
Other	
Other Taxes	\$5,363,389
Licenses & Permits	\$14,391,945
Fines, Forfeits & Penalties	\$2,119,900
Miscellaneous Revenue	\$16,076,888
Other Financing Sources	\$12,915,093
Change in Fund Balance Reserves	\$0
State Special Charges	\$0
Fund Balance/Retained Earnings Applied (Levied)	\$36,220,979
<b>Total - All Categories</b>	<b>\$789,298,454</b>



## 2024 ADOPTED BUDGET

### Sources and Uses of Funds - By Fund Type

Uses of Funds	General Fund	Special Revenue	Internal Service	Enterprise	Capital Projects	Debt Service	Total
Personnel Costs	\$202,509,680	\$87,626,903	\$3,430,400	\$65,020,420	\$0	\$0	\$358,587,403
Operating Expenses	\$24,596,019	\$16,274,906	\$5,887,917	\$63,771,838	\$60,000	\$82,295,627	\$192,886,307
Contractual Services	\$26,088,917	\$191,671,238	\$3,140,300	\$15,852,549	\$0	\$0	\$236,753,004
Operating Capital	\$92,500	\$494,940	\$0	\$484,300	\$0	\$0	\$1,071,740
<b>Total - Uses of Funds</b>	<b>\$253,287,116</b>	<b>\$296,067,987</b>	<b>\$12,458,617</b>	<b>\$145,129,107</b>	<b>\$60,000</b>	<b>\$82,295,627</b>	<b>\$789,298,454</b>
<b>Sources of Funds</b>							
General Purpose Revenue	\$182,830,333	\$110,055,715	\$0	\$17,387,128	\$0	\$63,019,907	\$373,293,083
Intergovernmental Revenues	\$39,838,663	\$162,384,920	\$12,335,930	\$42,997,433	\$0	\$10,000	\$257,566,946
Public Charges for Services	\$12,482,778	\$4,976,870	\$0	\$71,411,715	\$0	\$0	\$88,871,363
Other							
Other Taxes	\$5,198,389	\$0	\$0	\$0	\$0	\$0	\$5,198,389
Licenses & Permits	\$1,185,845	\$243,000	\$0	\$12,479,500	\$0	\$0	\$13,908,345
Fines, Forfeits & Penalties	\$2,102,000	\$0	\$0	\$17,900	\$0	\$0	\$2,119,900
Miscellaneous Revenue	\$10,296,600	\$3,274,288	\$122,700	\$2,319,300	\$60,000	\$0	\$16,072,888
Other Financing Sources	\$44,500	\$2,805,000	\$0	\$5,085,368	\$0	4,838,787	\$12,773,655
Change in Fund Balance Reserve	(\$16,727,094)	\$0	\$0	\$0	\$0	\$0	(\$16,727,094)
Transfers In/(Out)	(\$691,992)	\$0	\$0	\$248,092	\$0	\$443,900	\$0
<b>Total - Sources of Funds</b>	<b>\$236,560,022</b>	<b>\$283,739,793</b>	<b>\$12,458,630</b>	<b>\$151,946,436</b>	<b>\$60,000</b>	<b>\$68,312,594</b>	<b>\$753,077,475</b>
<b>Fund Balance/Retained Earnings Applied/(Levied)</b>	<b>\$16,727,094</b>	<b>\$12,328,194</b>	<b>(\$13)</b>	<b>(\$6,817,329)</b>	<b>\$0</b>	<b>\$13,983,033</b>	<b>\$36,220,979</b>

Note: General Purpose Revenues are Property and Sales Taxes, Shared Revenues from the State, Aid for Exempt Computer Equipment and other non-program specific revenues accounted for in the General County Revenue program.

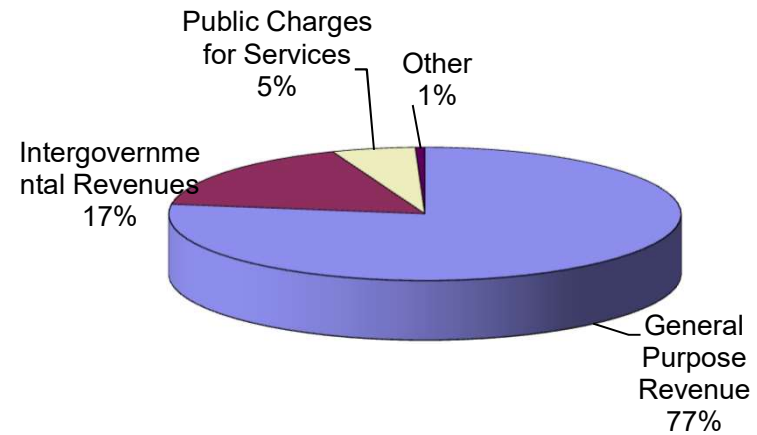
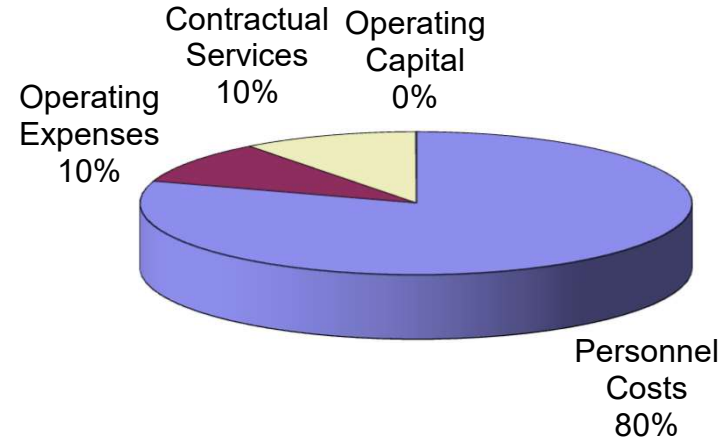
## DANE COUNTY, WISCONSIN

## 2024 ADOPTED BUDGET

### Sources and Uses of Funds - General Fund (Excluding Alliant Energy Center)

Uses of Funds	
Personnel Costs	\$202,509,680
Operating Expenses	24,596,019
Contractual Services	26,088,917
Operating Capital	92,500
<b>Total - Uses of Funds</b>	<b>\$253,287,116</b>

Sources of Funds	
General Purpose Revenue	\$182,830,333
Intergovernmental Revenues	39,838,663
Public Charges for Services	12,482,778
Other	
Other Taxes	5,198,389
Licenses & Permits	1,185,845
Fines, Forfeits & Penalties	2,102,000
Miscellaneous Revenue	10,296,600
Other Financing Sources	44,500
Change in Fund Balance Reserve	(\$16,727,094)
Transfers In/(Out)	(\$691,992)
<b>Total - Sources of Funds</b>	<b>\$236,560,022</b>
<b>Fund Balance Applied/(Levied)</b>	<b>\$16,727,094</b>



Note: General Purpose Revenues are Property and Sales Taxes, Shared Revenues from the State, Aid for Exempt Computer Equipment and other non-program specific revenues accounted for in the General County Revenue program.

## 2024 ADOPTED BUDGET

### Sources and Uses of Funds - Special Revenue Funds

Uses of Funds	Bridge Aid	DaneCom Fund	Board of Health	Library	Opiate Settlement	Human Services	CDBG Business Loan Fund
Personnel Costs	\$0	\$164,500	\$0	\$1,238,600	\$0	\$85,580,403	\$0
Operating Expenses	\$500	\$118,000	\$0	\$337,947	\$3,121,438	\$11,934,121	\$33,700
Contractual Services	\$0	\$870,301	\$12,797,870	\$6,100,586	\$0	\$170,104,928	\$8,400
Operating Capital	\$489,940	\$0	\$0	\$0	\$0	\$0	\$0
<b>Total - Uses of Funds</b>	<b>\$490,440</b>	<b>\$1,152,801</b>	<b>\$12,797,870</b>	<b>\$7,677,133</b>	<b>\$3,121,438</b>	<b>\$267,619,452</b>	<b>\$42,100</b>
<b>Sources of Funds</b>							
General Purpose Revenue	\$489,940	\$0	\$12,797,870	\$6,760,910	\$0	\$90,006,995	\$0
Intergovernmental Revenues	\$0	\$1,143,101	\$0	\$783,280	\$0	\$158,917,981	\$0
Public Charges for Services	\$0	\$0	\$0	\$78,800	\$0	\$4,271,470	\$0
Other							
Other Taxes	\$0	\$0	\$0	\$0	\$0	\$0	\$0
Licenses & Permits	\$0	\$0	\$0	\$0	\$0	\$243,000	\$0
Fines, Forfeits & Penalties	\$0	\$0	\$0	\$0	\$0	\$0	\$0
Miscellaneous Revenue	\$500	\$0	\$0	\$0	\$3,121,438	\$13,050	\$42,100
Other Financing Sources	\$0	\$0	\$0	\$0	\$0	\$2,805,000	\$0
Change in Fund Balance Reserve	\$0	\$0	\$0	\$0	\$0	\$0	\$0
Transfers In/(Out)	\$0	\$0	\$0	\$0	\$0	\$0	\$0
<b>Total - Sources of Funds</b>	<b>\$490,440</b>	<b>\$1,143,101</b>	<b>\$12,797,870</b>	<b>\$7,622,990</b>	<b>\$3,121,438</b>	<b>\$256,257,496</b>	<b>\$42,100</b>
<b>Fund Balance Applied/(Levied)</b>	<b>\$0</b>	<b>\$9,700</b>	<b>\$0</b>	<b>\$54,143</b>	<b>\$0</b>	<b>\$11,361,956</b>	<b>\$0</b>

Note: General Purpose Revenues are Property and Sales Taxes, Shared Revenues from the State, Aid for Exempt Computer Equipment and other non-program specific revenues accounted for in the General County Revenue program.

## DANE COUNTY, WISCONSIN

**2024 ADOPTED BUDGET****Sources and Uses of Funds - Special Revenue Funds (continued)**

<b>Uses of Funds</b>	<b>Commerce Revolving Loan Fund</b>	<b>CDBG Housing Loan Fund</b>	<b>CDBG HOME Loan Fund</b>	<b>HELP Loan Fund</b>	<b>Land Information</b>	<b>Total</b>
Personnel Costs	\$0	\$0	\$0	\$0	\$643,400	\$87,626,903
Operating Expenses	\$688,800	\$0	\$10,000	\$0	\$30,400	\$16,274,906
Contractual Services	\$2,200	\$1,027,504	\$580,054	\$0	\$179,395	\$191,671,238
Operating Capital	\$0	\$0	\$0	\$0	\$5,000	\$494,940
<b>Total - Uses of Funds</b>	<b>\$691,000</b>	<b>\$1,027,504</b>	<b>\$590,054</b>	<b>\$0</b>	<b>\$858,195</b>	<b>\$296,067,987</b>
<b>Sources of Funds</b>						
General Purpose Revenue	\$0	\$0	\$0	\$0	\$0	\$110,055,715
Intergovernmental Revenues	\$0	\$977,504	\$560,054	\$0	\$3,000	\$162,384,920
Public Charges for Services	\$0	\$0	\$0	\$0	\$626,600	\$4,976,870
Other						
Other Taxes	\$0	\$0	\$0	\$0	\$0	\$0
Licenses & Permits	\$0	\$0	\$0	\$0	\$0	\$243,000
Fines, Forfeits & Penalties	\$0	\$0	\$0	\$0	\$0	\$0
Miscellaneous Revenue	\$14,700	\$50,000	\$30,000	\$0	\$2,500	\$3,274,288
Other Financing Sources	\$0	\$0	\$0	\$0	\$0	\$2,805,000
Change in Fund Balance Reserve	\$0	\$0	\$0	\$0	\$0	\$0
Transfers In/(Out)	\$0	\$0	\$0	\$0	\$0	\$0
<b>Total - Sources of Funds</b>	<b>\$14,700</b>	<b>\$1,027,504</b>	<b>\$590,054</b>	<b>\$0</b>	<b>\$632,100</b>	<b>\$283,739,793</b>
<b>Fund Balance Applied/(Levied)</b>	<b>\$676,300</b>	<b>\$0</b>	<b>\$0</b>	<b>\$0</b>	<b>\$226,095</b>	<b>\$12,328,194</b>

Note: General Purpose Revenues are Property and Sales Taxes, Shared Revenues from the State, Aid for Exempt Computer Equipment and other non-program specific revenues accounted for in the General County Revenue program.

**DANE COUNTY, WISCONSIN**

## 2024 ADOPTED BUDGET

### Sources and Uses of Funds - Internal Service Funds

Uses of Funds	Liability Insurance	Workers' Comp	Consolidated Food Service	Total
Personal Services	\$0	\$0	\$3,430,400	\$3,430,400
Operating Expenses	\$266,300	\$2,287,500	\$3,334,117	\$5,887,917
Contractual Services	\$2,776,900	\$315,000	\$48,400	\$3,140,300
Operating Capital	\$0	\$0	\$0	\$0
<b>Total - Uses of Funds</b>	<b>\$3,043,200</b>	<b>\$2,602,500</b>	<b>\$6,812,917</b>	<b>\$12,458,617</b>
<b>Sources of Funds</b>				
General Purpose Revenue	\$0	\$0	\$0	\$0
Intergovernmental Revenues	\$2,923,000	\$2,600,000	\$6,812,930	\$12,335,930
Public Charges for Services	\$0	\$0	\$0	\$0
Other				
Other Taxes	\$0	\$0	\$0	\$0
Licenses & Permits	\$0	\$0	\$0	\$0
Fines, Forfeits & Penalties	\$0	\$0	\$0	\$0
Miscellaneous Revenue	\$120,200	\$2,500	\$0	\$122,700
Other Financing Sources	\$0	\$0	\$0	\$0
Change in Fund Balance Reserve	\$0	\$0	\$0	\$0
Transfers In/(Out)	\$0	\$0	\$0	\$0
<b>Total - Sources of Funds</b>	<b>\$3,043,200</b>	<b>\$2,602,500</b>	<b>\$6,812,930</b>	<b>\$12,458,630</b>
<b>Increase/(Decrease) in Retained Earnings</b>	<b>\$0</b>	<b>\$0</b>	<b>\$13</b>	<b>\$13</b>

Note: General Purpose Revenues are Property and Sales Taxes, Shared Revenues from the State, Aid for Exempt Computer Equipment and other non-program specific revenues accounted for in the General County Revenue program.

## DANE COUNTY, WISCONSIN



**2024 ADOPTED BUDGET****Sources and Uses of Funds - Enterprise Funds**

<b>Uses of Funds</b>	<b>Alliant Energy Ctr</b>	<b>Airport</b>	<b>Highway</b>	<b>Badger Prairie</b>	<b>Solid Waste</b>	<b>Methane Gas</b>
Personnel Costs	\$5,977,400	\$12,376,000	\$19,502,000	\$21,055,800	\$3,289,720	\$1,886,700
Operating Expenses	\$2,667,900	\$17,489,981	\$14,271,912	\$3,491,402	\$13,570,699	\$11,218,860
Contractual Services	\$627,700	\$5,339,665	\$1,752,071	\$5,203,389	\$795,624	\$1,990,700
Operating Capital	\$0	\$484,300	\$0	\$0	\$0	\$0
<b>Total - Uses of Funds</b>	<b>\$9,273,000</b>	<b>\$35,689,946</b>	<b>\$35,525,983</b>	<b>\$29,750,591</b>	<b>\$17,656,043</b>	<b>\$15,096,260</b>
<b>Sources of Funds</b>						
General Purpose Revenue	\$0	\$0	\$1,898,111	\$15,489,017	\$0	\$0
Intergovernmental Revenues	\$95,800	\$5,521,502	\$21,105,772	\$14,076,159	\$99,000	\$0
Public Charges for Services	\$6,724,800	\$35,419,100	\$6,000	\$183,415	\$17,333,400	\$11,745,000
Other						
Other Taxes	\$0	\$0	\$0	\$0	\$0	\$0
Licenses & Permits	\$0	\$0	\$12,479,500	\$0	\$0	\$0
Fines, Forfeits & Penalties	\$0	\$17,900	\$0	\$0	\$0	\$0
Miscellaneous Revenue	\$468,200	\$1,743,500	\$36,600	\$2,000	\$67,000	\$2,000
Other Financing Sources	\$0	\$0	\$0	\$0	\$0	\$5,085,368
Change in Fund Balance Reserve	\$0	\$0	\$0	\$0	\$0	\$0
Transfers In/(Out)	\$1,984,200	\$0	\$0	\$0	\$0	(\$1,736,108)
<b>Total - Sources of Funds</b>	<b>\$9,273,000</b>	<b>\$42,702,002</b>	<b>\$35,525,983</b>	<b>\$29,750,591</b>	<b>\$17,499,400</b>	<b>\$15,096,260</b>
<b>Increase/(Decrease) in Retained Earnings</b>	<b>\$0</b>	<b>\$7,012,056</b>	<b>\$0</b>	<b>\$0</b>	<b>(\$156,643)</b>	<b>\$0</b>

Note: General Purpose Revenues are Property and Sales Taxes, Shared Revenues from the State, Aid for Exempt Computer Equipment and other non-program specific revenues accounted for in the General County Revenue program.

**DANE COUNTY, WISCONSIN**

**Sources and Uses of Funds - Enterprise Funds (continued)**

<b>Uses of Funds</b>	<b>Printing &amp; Services</b>	<b>Total</b>
Personnel Costs	\$932,800	\$65,020,420
Operating Expenses	\$1,061,084	\$63,771,838
Contractual Services	\$143,400	\$15,852,549
Operating Capital	\$0	\$484,300
<b>Total - Uses of Funds</b>	<b>\$2,137,284</b>	<b>\$145,129,107</b>
<b>Sources of Funds</b>		
General Purpose Revenue	\$0	\$17,387,128
Intergovernmental Revenues	\$2,099,200	\$42,997,433
Public Charges for Services	\$0	\$71,411,715
Other		
Other Taxes	\$0	\$0
Licenses & Permits	\$0	\$12,479,500
Fines, Forfeits & Penalties	\$0	\$17,900
Miscellaneous Revenue	\$0	\$2,319,300
Other Financing Sources	\$0	\$5,085,368
Change in Fund Balance Reserve	\$0	\$0
Transfers In/(Out)	\$0	\$248,092
<b>Total - Sources of Funds</b>	<b>\$2,099,200</b>	<b>\$151,946,436</b>
<b>Increase/(Decrease) in Retained Earnings</b>	<b>(\$38,084)</b>	<b>\$6,817,329</b>

Note: General Purpose Revenues are Property and Sales Taxes, Shared Revenues from the State, Aid for Exempt Computer Equipment and other non-program specific revenues accounted for in the General County Revenue program.

**2024 Budget  
Budgeted Positions by Agency**

Agency	2022	2023	2024		
			Requested	Recommended	Adopted
Administration	179.000	181.000	182.000	183.000	182.000
Airport	87.500	88.500	94.500	94.500	94.500
Alliant Energy Center of Dane County	36.000	41.000	41.000	41.000	43.000
Board of Health for Madison & Dane County	199.000	206.000	205.000	209.000	210.000
Clerk of Courts	103.100	108.500	108.500	110.500	110.500
Corporation Counsel	75.000	77.000	77.000	80.000	80.000
County Board	10.000	8.000	8.000	8.000	8.000
County Clerk	5.000	5.000	5.000	5.000	5.000
County Executive	11.000	12.000	12.000	13.000	13.000
Dane County Henry Vilas Zoo	39.500	39.500	41.100	41.100	42.300
District Attorney	73.800	73.800	73.800	73.800	74.800
Emergency Management	10.000	11.500	11.500	12.500	12.500
Extension	6.000	5.000	4.000	4.000	4.000
Family Court Services	11.000	11.000	11.000	11.000	11.000
Public Works, Highway and Transportation	147.000	151.000	154.000	154.000	154.000
Human Services	754.100	804.850	817.350	819.350	820.350
Juvenile Court Program	34.700	34.700	34.700	36.200	36.200
Land and Water Resources	80.600	86.600	86.600	87.600	87.750
Land Information Office	3.000	3.000	3.000	3.000	3.000
Library	9.300	9.800	9.800	9.800	9.800
Medical Examiner	23.000	21.000	22.000	22.000	22.000
Office for Equity and Inclusion	6.500	7.000	7.000	7.000	8.000
Office of Criminal Justice Reform	0.000	6.000	6.000	6.000	6.000
Planning & Development	23.000	24.000	24.000	24.000	25.000
Pretrial Services	9.000	9.000	9.000	9.000	9.000
Public Safety Communications	97.500	98.000	98.000	106.000	109.000
Register of Deeds	14.350	14.350	13.350	13.350	13.350
Sheriff	590.500	590.500	590.500	590.500	591.500
Treasurer	5.000	5.000	5.000	5.000	5.000
Veterans Service	6.000	8.000	8.000	8.000	8.000
Waste & Renewables	28.000	32.000	34.000	34.000	35.000
<b>Total Positions</b>	<b>2,677.450</b>	<b>2,772.600</b>	<b>2,796.700</b>	<b>2,821.200</b>	<b>2,833.550</b>

**COUNTY OF DANE**  
**2024 Budget**  
**Position Changes**

Agency Program	FTE CHANGE			POSITION CHANGE	Range	EXPENDITURE CHANGE		
	Agency Request	Executive Recomm.	Board Adopted			Agency Request	Executive Recomm.	Board Adopted
<b>ADMINISTRATION</b>								
FACILITIES - MAINTENANCE & CONSTRUCTION	1.000	1.000	1.000	BUILDING AUTOMATION SPECIALIST	P 10-00	\$ 122,700	\$ 122,700	\$ 122,700
EMPLOYEE RELATIONS	0.000	1.000	0.000	LANGUAGE ACCESS PROGRAM AND REPORTING SPECIALIST	P 11-00	\$ -	\$ 130,300	\$ -
<b>ADMINISTRATION TOTAL</b>	<b>1.000</b>	<b>2.000</b>	<b>1.000</b>			<b>\$ 122,700</b>	<b>\$ 253,000</b>	<b>\$ 122,700</b>
<b>AIRPORT</b>								
ADMINISTRATION	1.000	1.000	1.000	ELECTRONIC SYSTEMS SPECIALIST	P 09-11	\$ 116,200	\$ 116,200	\$ 116,200
ADMINISTRATION	1.000	1.000	1.000	MANAGER OF ENGINEERING	M 14-00	\$ 154,100	\$ 154,100	\$ 154,100
TERMINAL COMPLEX	1.000	1.000	1.000	TERMINAL MAINTENANCE SUPERVISOR	M 08-00	\$ 106,500	\$ 106,500	\$ 106,500
TERMINAL COMPLEX	1.000	1.000	1.000	TERMINAL FACILITY WORKER	F 11-00	\$ 97,600	\$ 97,600	\$ 97,600
TERMINAL COMPLEX	1.000	1.000	1.000	TERMINAL FACILITY WORKER	F 11-00	\$ 97,600	\$ 97,600	\$ 97,600
LANDING AREA	1.000	1.000	1.000	MANAGER OF OPERATIONS & PUBLIC SAFETY	M 12-00	\$ 137,800	\$ 137,800	\$ 137,800
<b>AIRPORT TOTAL</b>	<b>6.000</b>	<b>6.000</b>	<b>6.000</b>			<b>\$ 709,800</b>	<b>\$ 709,800</b>	<b>\$ 709,800</b>
<b>ALLIANT ENERGY CENTER</b>								
COLISEUM	0.000	0.000	1.000	CENTER WORKER (position effective 7/1/24)	F 11-12	\$ -	\$ -	\$ 51,150
COLISEUM	0.000	0.000	1.000	CENTER WORKER (position effective 7/1/24)	F 11-12	\$ -	\$ -	\$ 51,150
<b>ALLIANT ENERGY CENTER TOTAL</b>	<b>0.000</b>	<b>0.000</b>	<b>2.000</b>			<b>\$ -</b>	<b>\$ -</b>	<b>\$ 102,300</b>
<b>BOARD OF HEALTH - MADISON/DANE</b>								
BOARD OF HEALTH - MADISON/DANE	0.000	1.000	1.000	VIOLENCE PREVENTION SUPERVISOR (added in 2023 via 2023 RES-094)	M 12-00	\$ -	\$ 137,800	\$ 137,800
BOARD OF HEALTH - MADISON/DANE	0.000	1.000	1.000	MEDICAL INTERPRETER	G 16-00	\$ -	\$ 102,700	\$ 102,700
BOARD OF HEALTH - MADISON/DANE	0.000	1.000	1.000	MEDICAL INTERPRETER	G 16-00	\$ -	\$ 102,700	\$ 102,700
BOARD OF HEALTH - MADISON/DANE	0.000	1.000	1.000	ENVIRONMENTAL HEALTH PROGRAM MANAGER	M 11-00	\$ -	\$ 130,300	\$ 130,300
BOARD OF HEALTH - MADISON/DANE	0.000	0.000	1.000	PUBLIC HEALTH NURSE BILINGUAL	N 18-00	\$ -	\$ -	\$ 128,200
<b>BOARD OF HEALTH - MADISON/DANE TOTAL</b>	<b>0.000</b>	<b>4.000</b>	<b>5.000</b>			<b>\$ -</b>	<b>\$ 473,500</b>	<b>\$ 601,700</b>
<b>CLERK OF COURTS</b>								
GENERAL COURT SUPPORT	0.000	1.000	1.000	COURT CLERK	G 16-00	\$ -	\$ 102,700	\$ 102,700
GENERAL COURT SUPPORT	0.000	1.000	1.000	COURT INTERPRETER	G 16-00	\$ -	\$ 102,700	\$ 102,700
<b>CLERK OF COURTS TOTAL</b>	<b>0.000</b>	<b>2.000</b>	<b>2.000</b>			<b>\$ -</b>	<b>\$ 205,400</b>	<b>\$ 102,700</b>
<b>CORPORATION COUNSEL</b>								
CHILD SUPPORT AGENCY	0.000	1.000	1.000	CHILD SUPPORT OPERATIONS MANAGER	M 09-00	\$ -	\$ 116,300	\$ 116,300
CHILD SUPPORT AGENCY	0.000	1.000	1.000	CHILD SUPPORT INVESTIGATOR	G 17-00	\$ -	\$ 60,200	\$ 103,800
CHILD SUPPORT AGENCY	0.000	1.000	1.000	CLERK III	G 13-00	\$ -	\$ 99,000	\$ 99,000
<b>CORPORATION COUNSEL TOTAL</b>	<b>0.000</b>	<b>3.000</b>	<b>3.000</b>			<b>\$ -</b>	<b>\$ 275,500</b>	<b>\$ 319,100</b>
<b>COUNTY BOARD</b>								
LEGISLATIVE SERVICES	0.000	0.000	0.000	CLERK III (3180)	G 13-00	\$ -	\$ -	\$ -
<b>COUNTY BOARD TOTAL</b>	<b>0.000</b>	<b>0.000</b>	<b>0.000</b>			<b>\$ -</b>	<b>\$ -</b>	<b>\$ -</b>
<b>COUNTY EXECUTIVE</b>								
OFFICE OF ENERGY & CLIMATE CHANGE	0.000	1.000	1.000	ENERGY SPECIALIST	P 07-00	\$ -	\$ 105,600	\$ 105,600
<b>COUNTY EXECUTIVE TOTAL</b>	<b>0.000</b>	<b>1.000</b>	<b>1.000</b>			<b>\$ -</b>	<b>\$ 105,600</b>	<b>\$ 105,600</b>
<b>DANE COUNTY HENRY VILAS ZOO</b>								
HENRY VILAS ZOO	1.000	1.000	1.000	VETERINARIAN	M 11-00	\$ 130,300	\$ 130,300	\$ 130,300
HENRY VILAS ZOO	0.600	0.600	0.600	ZOO ATTENDANT	F 13-00	\$ 60,000	\$ 60,000	\$ 60,000
HENRY VILAS ZOO	0.000	0.000	0.600	ZOO ATTENDANT	F 13-00	\$ -	\$ -	\$ 60,000
HENRY VILAS ZOO	0.000	0.000	0.600	ZOO KEEPER	F 14-00	\$ -	\$ -	\$ 60,900
<b>DANE COUNTY HENRY VILAS ZOO TOTAL</b>	<b>1.600</b>	<b>1.600</b>	<b>2.800</b>			<b>\$ 190,300</b>	<b>\$ 190,300</b>	<b>\$ 311,200</b>

**COUNTY OF DANE  
2024 Budget  
Position Changes**

Agency Program	FTE CHANGE			POSITION CHANGE	Range	EXPENDITURE CHANGE		
	Agency Request	Executive Recomm.	Board Adopted			Agency Request	Executive Recomm.	Board Adopted
<b>DISTRICT ATTORNEY</b>								
CRIMINAL & TRAFFIC - ADULT	0.000	0.000	1.000	INFORMATION TECHNOLOGY SPECIALIST I (position effective 4/1/24)	P 08-00	\$ -	\$ -	\$ 82,800
<b>DISTRICT ATTORNEY TOTAL</b>	<b>0.000</b>	<b>0.000</b>	<b>1.000</b>			<b>\$ -</b>	<b>\$ -</b>	<b>\$ 82,800</b>
<b>EMERGENCY MANAGEMENT</b>								
EMERGENCY PLANNING	0.000	1.000	1.000	EMERGENCY COMMUNICATION AND OUTREACH MANAGER	M 13-00	\$ -	\$ 148,100	\$ 148,100
<b>EMERGENCY MANAGEMENT TOTAL</b>	<b>0.000</b>	<b>1.000</b>	<b>1.000</b>			<b>\$ -</b>	<b>\$ 148,100</b>	<b>\$ 148,100</b>
<b>HIGHWAY &amp; TRANSPORTATION</b>								
HIGHWAY & TRANSPORTATION	1.000	1.000	1.000	ASSISTANT MAINTENANCE SUPERINTENDENT	M 10-00	\$ 122,600	\$ 122,600	\$ 122,600
HIGHWAY & TRANSPORTATION	1.000	1.000	1.000	SKILLED LABORER-HIGHWAY	F 14-00	\$ 101,100	\$ 101,100	\$ 101,100
HIGHWAY & TRANSPORTATION	1.000	1.000	1.000	SKILLED LABORER-HIGHWAY	F 14-00	\$ 101,100	\$ 101,100	\$ 101,100
<b>HIGHWAY &amp; TRANSPORTATION TOTAL</b>	<b>3.000</b>	<b>3.000</b>	<b>3.000</b>			<b>\$ 324,800</b>	<b>\$ 324,800</b>	<b>\$ 324,800</b>
<b>HUMAN SERVICES DEPARTMENT</b>								
ADMINISTRATION	1.000	1.000	1.000	ACCOUNT CLERK II	G 15-00	\$ 100,100	\$ 100,100	\$ 100,100
ADMINISTRATION	1.000	1.000	1.000	ACCOUNTANT	P 08-09	\$ 110,300	\$ 110,300	\$ 110,300
ADMINISTRATION	1.000	1.000	1.000	COMMUNICATIONS COORDINATOR (position effective 7/1/24)	P 10-00	\$ 122,600	\$ 122,600	\$ 61,300
BEHAVIORAL HEALTH - ADMIN	1.000	1.000	1.000	ADMINISTRATIVE ASSISTANT I (3362)	G 16-00	\$ 104,300	\$ 104,300	\$ 104,300
BEHAVIORAL HEALTH - ADMIN	-1.000	-1.000	-1.000	BEHAVIORAL HEALTH PROGRAM SPECIALIST (3394) to BH Justice Support	P 10-00	\$ (115,300)	\$ (115,300)	\$ (115,300)
BEHAVIORAL HEALTH - ADMIN	-1.000	-1.000	-1.000	ADMINISTRATIVE ASSISTANT I (3399) to DAS Administration	G 16-00	\$ (104,200)	\$ (104,200)	\$ (104,200)
BEHAVIORAL HEALTH - ADMIN	1.000	1.000	1.000	CLERK I-II (977)	G 07-10	\$ 114,600	\$ 114,600	\$ 114,600
BEHAVIORAL HEALTH-JUSTICE SUPPORT	1.000	1.000	1.000	CLERK I-II (3389)	G 07-10	\$ 87,900	\$ 87,900	\$ 87,900
BEHAVIORAL HEALTH-JUSTICE SUPPORT	1.000	1.000	1.000	BEHAVIORAL HEALTH PROGRAM SPECIALIST (3394)	P 10-00	\$ 115,300	\$ 115,300	\$ 115,300
BEHAVIORAL HEALTH-URGENT CARE	1.000	1.000	1.000	PEER SUPPORT SPECIALIST	P 05-00	\$ 99,000	\$ 99,000	\$ 99,000
BEHAVIORAL HEALTH-URGENT CARE	1.000	1.000	1.000	PEER SUPPORT SPECIALIST	P 05-00	\$ 99,000	\$ 99,000	\$ 99,000
DAS ADMINISTRATION	-1.000	-1.000	-1.000	ADMINISTRATIVE ASSISTANT I (3362) to BH Administration	G 16-00	\$ (104,300)	\$ (104,300)	\$ (104,300)
DAS ADMINISTRATION	1.000	1.000	1.000	ADMINISTRATIVE ASSISTANT I (3399)	G 16-00	\$ 104,200	\$ 104,200	\$ 104,200
DAS ADMINISTRATION	-1.000	-1.000	-1.000	CLERK I-II (977) to BH Administration	G 07-10	\$ (114,600)	\$ (114,600)	\$ (114,600)
DAS ADULT PROTECTIVE SERVICES	0.500	0.500	0.500	DEMENTIA CARE SPECIALIST (3477)	P 5A-00	\$ 50,200	\$ 50,200	\$ 50,200
DAS ADULT PROTECTIVE SERVICES	0.500	0.500	0.500	DEMENTIA SUPPORT SPECIALIST (3527) (added in 2023 via 2023 RES-086)	P 5A-00	\$ 50,200	\$ 50,200	\$ 50,200
DAS ADULT PROTECTIVE SERVICES	1.000	1.000	1.000	SOCIAL WORKER	SW 16-18	\$ 100,900	\$ 100,900	\$ 100,900
DAS AGING & DISABILITY RESOURCE CTR	0.500	0.500	0.500	INDEPENDENT LIVING SUPPORT PROJECT SUPERVISOR (3519) (added in 2023 via 2022 RES-362)	M 11-00	\$ 70,600	\$ 70,600	\$ 70,600
DAS AGING & DISABILITY RESOURCE CTR	1.000	1.000	1.000	CARE COORDINATOR (3520) (added in 2023 via 2022 RES-362)	P 5A-00	\$ 92,200	\$ 92,200	\$ 92,200
DAS AGING & DISABILITY RESOURCE CTR	1.000	1.000	1.000	CARE COORDINATOR (3521) (added in 2023 via 2022 RES-362)	P 5A-00	\$ 92,000	\$ 92,000	\$ 92,000
DAS AGING & DISABILITY RESOURCE CTR	1.000	1.000	1.000	CARE COORDINATOR (3522) (added in 2023 via 2022 RES-362)	P 5A-00	\$ 92,000	\$ 92,000	\$ 92,000
DAS AGING & DISABILITY RESOURCE CTR	1.000	1.000	1.000	CARE COORDINATOR (3523) (added in 2023 via 2022 RES-362)	P 5A-00	\$ 92,000	\$ 92,000	\$ 92,000
DAS AGING & DISABILITY RESOURCE CTR	1.000	1.000	1.000	CARE COORDINATOR (3524) (added in 2023 via 2022 RES-362)	P 5A-00	\$ 92,000	\$ 92,000	\$ 92,000
DAS AGING & DISABILITY RESOURCE CTR	1.000	1.000	1.000	CARE COORDINATOR (3525) (added in 2023 via 2022 RES-362)	P 5A-00	\$ 91,400	\$ 91,400	\$ 91,400
DAS DISABILITY SERVICES	1.000	1.000	1.000	ACCOUNT CLERK II	G 14-00	\$ 100,100	\$ 100,100	\$ 100,100
DAS DISABILITY SERVICES	1.000	1.000	1.000	CASE MANAGER BILINGUAL - SPANISH	SW 16-18	\$ 102,600	\$ 102,600	\$ 102,600
DAS DISABILITY SERVICES	1.000	1.000	1.000	CASE MANAGER	SW 16-18	\$ 100,900	\$ 100,900	\$ 100,900
DAS DISABILITY SERVICES	1.000	1.000	1.000	CASE MANAGER	SW 16-18	\$ 100,900	\$ 100,900	\$ 100,900
EAWS ADMINISTRATION	0.500	0.500	0.500	CLERK I-II BILINGUAL - SPANISH	G 07-10	\$ 47,300	\$ 47,300	\$ 47,300
ELIGIBILITY	1.000	1.000	1.000	ECONOMIC SUPPORT SPECIALIST BILINGUAL - SPANISH	G 17-00	\$ 105,800	\$ 105,800	\$ 105,800
HOUSING ACCESS & AFFORDABILITY	1.000	1.000	1.000	HOUSING STRATEGY SPECIALIST (3327)	P 10-00	\$ 122,600	\$ 122,600	\$ 122,600
HOUSING ACCESS & AFFORDABILITY	1.000	1.000	1.000	CDBG AND HOUSING CLERK (3526) (added in 2023 via 2023 RES-097)	G 15-00	\$ 101,400	\$ 101,400	\$ 101,400
HOUSING ACCESS & AFFORDABILITY	0.000	0.000	1.000	HOUSING PROGRAM SPECIALIST (position effective 4/1/24)	P 10-00	\$ -	\$ -	\$ 95,175
P&E ADMINISTRATION	-1.000	-1.000	-1.000	CLERK I-II (3389) to BH Justice Support	G 07-10	\$ (87,900)	\$ (87,900)	\$ (87,900)
P&E ADMINISTRATION	0.000	1.000	1.000	PROGRAM LEADER (added in 2023 via 2023 RES-094)	SW 16-18	\$ -	\$ 102,200	\$ 102,200
P&E ADMINISTRATION	0.000	1.000	1.000	PROGRAM LEADER (added in 2023 via 2023 RES-094)	SW 16-18	\$ -	\$ 102,200	\$ 102,200
P&E COMMUNITY PROGRAMS	1.000	1.000	1.000	SOCIAL WORK SUPERVISOR	M 11-00	\$ 130,200	\$ 130,200	\$ 130,200
P&E COMMUNITY PROGRAMS	1.000	1.000	1.000	SOCIAL SERVICE SPECIALIST BILINGUAL	G 14-00	\$ 102,000	\$ 102,000	\$ 102,000
TRANSPORTATION	0.500	0.500	0.500	MOBILITY PROGRAM SPECIALIST	P 05-00	\$ 49,500	\$ 49,500	\$ 49,500
<b>HUMAN SERVICES DEPARTMENT TOTAL</b>	<b>23.500</b>	<b>25.500</b>	<b>26.500</b>			<b>\$ 2,417,800</b>	<b>\$ 2,622,200</b>	<b>\$ 2,656,075</b>

**COUNTY OF DANE**  
**2024 Budget**  
**Position Changes**

Agency Program	FTE CHANGE			POSITION CHANGE	Range	EXPENDITURE CHANGE		
	Agency Request	Executive Recomm.	Board Adopted			Agency Request	Executive Recomm.	Board Adopted
<b>JUVENILE COURT PROGRAM</b>								
DETENTION	0.000	1.000	1.000	JUVENILE COURT WORKER	G 16-00	\$ -	\$ 102,800	\$ 102,800
DETENTION	0.000	0.500	0.500	JUVENILE COURT WORKER	G 16-00	\$ -	\$ 51,400	\$ 51,400
<b>JUVENILE COURT PROGRAM TOTAL</b>	<b>0.000</b>	<b>1.500</b>	<b>1.500</b>			<b>\$ -</b>	<b>\$ 154,200</b>	<b>\$ 154,200</b>
<b>LAND &amp; WATER RESOURCES</b>								
ADMINISTRATION	-1.000	-1.000	-1.000	LAKES AND WATERSHED PROGRAM COORDINATOR (130) to Watersheds & Ecosystem Services	P 12-00	\$ (141,568)	\$ (141,568)	\$ (141,568)
ADMINISTRATION	-1.000	-1.000	-1.000	ENVIRONMENTAL PLANNER (1856) to Lake Management	P 09-00	\$ (147,016)	\$ (147,016)	\$ (147,016)
ADMINISTRATION	-1.000	-1.000	-1.000	WATERSHED MANAGER (2965) to Watersheds & Ecosystem Services	M 13-00	\$ (173,897)	\$ (173,897)	\$ (173,897)
ADMINISTRATION	-1.000	-1.000	-1.000	STRATEGIC ENGAGEMENT COORDINATOR (3021) to Heritage Center	P 07-00	\$ (117,464)	\$ (117,464)	\$ (117,464)
ADMINISTRATION	-1.000	-1.000	-1.000	GIS SPECIALIST (3080) to Watersheds & Ecosystem Services	P 05-09	\$ (114,972)	\$ (114,972)	\$ (114,972)
ADMINISTRATION	-1.000	-1.000	-1.000	LAND AND WATER SCIENTIST (3409) to Watersheds & Ecosystem Services	P 10-00	\$ (113,103)	\$ (113,103)	\$ (113,103)
ADMINISTRATION	-1.000	-1.000	-1.000	LAND AND WATER RESOURCE ENGINEER I (3410) to Watersheds & Ecosystem Services	P 11-00	\$ (118,053)	\$ (118,053)	\$ (118,053)
ADMINISTRATION	-1.000	-1.000	-1.000	EDUCATION COORDINATOR (3469) to Heritage Center	P 07-00	\$ (107,892)	\$ (107,892)	\$ (107,892)
FRIENDS OF THE HERITAGE CENTER	1.000	1.000	1.000	STRATEGIC ENGAGEMENT COORDINATOR (3021)	P 07-00	\$ 117,464	\$ 117,464	\$ 117,464
FRIENDS OF THE HERITAGE CENTER	1.000	1.000	1.000	EDUCATION COORDINATOR (3469)	P 07-00	\$ 107,892	\$ 107,892	\$ 107,892
LAKE MANAGEMENT	1.000	1.000	1.000	ENVIRONMENTAL PLANNER (1856)	P 09-00	\$ 147,016	\$ 147,016	\$ 147,016
LAKE MANAGEMENT	-1.000	-1.000	-1.000	HYDROLOGIC TECHNICIAN (3261) to Watersheds & Ecosystem Services	P 08-00	\$ (112,830)	\$ (112,830)	\$ (112,830)
PARK OPERATIONS	0.000	1.000	1.000	PARK RANGER	G 16-00	\$ -	\$ 102,700	\$ 102,700
WATER RESOURCE ENGINEERING	0.000	0.000	0.150	STORMWATER EDUCATION COORDINATOR (2323)	P 05-00	\$ -	\$ -	\$ 12,485
WATERSHEDS & ECOSYSTEM SERVICES	1.000	1.000	1.000	LAKES AND WATERSHED PROGRAM COORDINATOR (130)	P 12-00	\$ 141,568	\$ 141,568	\$ 141,568
WATERSHEDS & ECOSYSTEM SERVICES	1.000	1.000	1.000	WATERSHED MANAGER (2965)	M 13-00	\$ 173,897	\$ 173,897	\$ 173,897
WATERSHEDS & ECOSYSTEM SERVICES	1.000	1.000	1.000	GIS SPECIALIST (3080)	P 05-09	\$ 114,972	\$ 114,972	\$ 114,972
WATERSHEDS & ECOSYSTEM SERVICES	1.000	1.000	1.000	HYDROLOGIC TECHNICIAN (3261)	P 08-00	\$ 112,830	\$ 112,830	\$ 112,830
WATERSHEDS & ECOSYSTEM SERVICES	1.000	1.000	1.000	LAND AND WATER SCIENTIST (3409)	P 10-00	\$ 113,103	\$ 113,103	\$ 113,103
WATERSHEDS & ECOSYSTEM SERVICES	1.000	1.000	1.000	LAND AND WATER RESOURCE ENGINEER I (3410)	P 11-00	\$ 118,053	\$ 118,053	\$ 118,053
<b>LAND &amp; WATER RESOURCES TOTAL</b>	<b>0.000</b>	<b>1.000</b>	<b>1.150</b>			<b>\$ -</b>	<b>\$ 102,700</b>	<b>\$ 115,185</b>
<b>MEDICAL EXAMINER</b>								
MEDICAL EXAMINER	1.000	1.000	1.000	DEPUTY DIRECTOR OF OPERATIONS (3042)	M 14-00	\$ 154,100	\$ 154,100	\$ 154,100
<b>MEDICAL EXAMINER TOTAL</b>	<b>1.000</b>	<b>1.000</b>	<b>1.000</b>			<b>\$ 154,100</b>	<b>\$ 154,100</b>	<b>\$ 154,100</b>
<b>OFFICE FOR EQUITY AND INCLUSION</b>								
OFFICE FOR EQUITY & INCLUSION	0.000	0.000	1.000	LANGUAGE ACCESS AND REPORTING SPECIALIST	P 11-00	\$ -	\$ -	\$ 130,300
<b>OFFICE FOR EQUITY AND INCLUSION TOTAL</b>	<b>0.000</b>	<b>0.000</b>	<b>1.000</b>			<b>\$ -</b>	<b>\$ -</b>	<b>\$ 130,300</b>
<b>PLANNING &amp; DEVELOPMENT</b>								
PLANNING DIVISION	0.000	0.000	1.000	REGIONAL HOUSING PROJECT ASSISTANT	P 09-00	\$ -	\$ -	\$ 120,200
<b>PLANNING &amp; DEVELOPMENT TOTAL</b>	<b>0.000</b>	<b>0.000</b>	<b>1.000</b>			<b>\$ -</b>	<b>\$ -</b>	<b>\$ 120,200</b>
<b>PUBLIC SAFETY COMMUNICATIONS</b>								
PUBLIC SAFETY COMMUNICATIONS	0.000	1.000	1.000	SOCIAL SERVICE SPECIALIST	G 14-00	\$ -	\$ 100,675	\$ 100,675
PUBLIC SAFETY COMMUNICATIONS	0.000	1.000	1.000	SOCIAL SERVICE SPECIALIST	G 14-00	\$ -	\$ 100,675	\$ 100,675
PUBLIC SAFETY COMMUNICATIONS	0.000	1.000	1.000	SOCIAL SERVICE SPECIALIST	G 14-00	\$ -	\$ 100,675	\$ 100,675
PUBLIC SAFETY COMMUNICATIONS	0.000	1.000	1.000	SOCIAL SERVICE SPECIALIST	G 14-00	\$ -	\$ 100,675	\$ 100,675
PUBLIC SAFETY COMMUNICATIONS	0.000	1.000	1.000	COMMUNICATOR (position effective 7/1/24)	G 16-00	\$ -	\$ 102,700	\$ 51,350
PUBLIC SAFETY COMMUNICATIONS	0.000	1.000	1.000	COMMUNICATOR (position effective 7/1/24)	G 16-00	\$ -	\$ 102,700	\$ 51,350
PUBLIC SAFETY COMMUNICATIONS	0.000	1.000	1.000	COMMUNICATOR (position effective 7/1/24)	G 16-00	\$ -	\$ 102,700	\$ 51,350
PUBLIC SAFETY COMMUNICATIONS	0.000	1.000	1.000	COMMUNICATOR (position effective 7/1/24)	G 16-00	\$ -	\$ 102,700	\$ 51,350
PUBLIC SAFETY COMMUNICATIONS	0.000	0.000	1.000	COMMUNICATOR (prehire funded at 50%)	G 16-00	\$ -	\$ -	\$ 51,350
PUBLIC SAFETY COMMUNICATIONS	0.000	0.000	1.000	COMMUNICATOR (prehire funded at 50%)	G 16-00	\$ -	\$ -	\$ 51,350
PUBLIC SAFETY COMMUNICATIONS	0.000	0.000	1.000	COMMUNICATOR (prehire funded at 50%)	G 16-00	\$ -	\$ -	\$ 51,350
<b>PUBLIC SAFETY COMMUNICATIONS TOTAL</b>	<b>0.000</b>	<b>8.000</b>	<b>11.000</b>			<b>\$ -</b>	<b>\$ 813,500</b>	<b>\$ 762,150</b>

**COUNTY OF DANE  
2024 Budget  
Position Changes**

Agency Program	FTE CHANGE			POSITION CHANGE	Range	EXPENDITURE CHANGE		
	Agency Request	Executive Recomm.	Board Adopted			Agency Request	Executive Recomm.	Board Adopted
<b>REGISTER OF DEEDS</b>								
REGISTER OF DEEDS	-1.000	-1.000	-1.000	REGISTER OF DEEDS CLERK (2299)	G 13-00	\$ (99,900)	\$ (99,900)	\$ (99,900)
<b>REGISTER OF DEEDS TOTAL</b>	<b>-1.000</b>	<b>-1.000</b>	<b>-1.000</b>			<b>\$ (99,900)</b>	<b>\$ (99,900)</b>	<b>\$ (99,900)</b>
<b>SHERIFF</b>								
FIELD SERVICES	0.000	0.000	1.000	SERGEANT	O 17-00	\$ -	\$ -	\$ 131,705
<b>SHERIFF TOTAL</b>	<b>0.000</b>	<b>0.000</b>	<b>1.000</b>			<b>\$ -</b>	<b>\$ -</b>	<b>\$ 131,705</b>
<b>WASTE &amp; RENEWABLES</b>								
RODEFELD-SITE #2	1.000	1.000	1.000	LANDFILL CREW LEADER	F 18-00	\$ 7,300	\$ 7,300	\$ 7,300
RODEFELD-SITE #2	0.000	0.000	1.000	SKILLED LABORER-LANDFILL	F 14-00	\$ -	\$ -	\$ 101,000
METHANE GAS OPERATIONS	1.000	1.000	1.000	ENVIRONMENTAL TECHNICIAN	P 08-00	\$ 115,600	\$ 115,600	\$ 115,600
<b>WASTE &amp; RENEWABLES TOTAL</b>	<b>2.000</b>	<b>2.000</b>	<b>3.000</b>			<b>\$ 122,900</b>	<b>\$ 122,900</b>	<b>\$ 223,900</b>
<b>Totals</b>	<b>37.100</b>	<b>61.600</b>	<b>73.950</b>			<b>\$ 3,942,500</b>	<b>\$ 6,555,700</b>	<b>\$ 7,330,065</b>

## IV. PROGRAM BUDGETS NARRATIVES (See Table of Contents for Details)





# General County

General County

Division/Program	FTE	Expenditures	Program Specific Revenues	General Purpose Revenues	
<b>General County</b>	<b>0.000</b>	<b>\$483,600</b>	<b>\$101,870,559</b>	<b>(\$101,386,959)</b>	<b>Appropriation</b>

Dept: General County		03		COUNTY OF DANE			Fund Name: General Fund	
Prgm: General County		000/00					Fund No: 1110	
<u>Mission:</u>								
To record general County revenues and adjustments to the General Fund's compensated absences liability.								
<u>Description:</u>								
Revenue items included are sales tax revenues, state shared revenues, state aid for the indirect cost plan, indirect costs from other County agencies, dog license revenue and other miscellaneous revenue sources.								
	Actual 2022	Adopted 2023	2022 Carry Forward	Board Transfers	Budget As Modified	2023 YTD	Estimated 2023	Executive Recommended
PROGRAM EXPENDITURES								
Personnel Costs	\$0	\$0	\$0	\$0	\$0	\$0	\$0	\$0
Operating Expenses	\$420,159	\$483,600	\$0	\$0	\$483,600	\$0	\$483,600	\$483,600
Contractual Services	\$0	\$0	\$0	\$0	\$0	\$0	\$0	\$0
Operating Capital	\$0	\$0	\$0	\$0	\$0	\$0	\$0	\$0
TOTAL	\$420,159	\$483,600	\$0	\$0	\$483,600	\$0	\$483,600	\$483,600
PROGRAM REVENUE								
Taxes	\$80,790,396	\$87,196,041	\$0	\$0	\$87,196,041	\$11,852,744	\$87,196,041	\$90,083,748
Intergovernmental Revenue	\$10,087,957	\$10,271,267	\$0	\$0	\$10,271,267	\$834,670	\$10,271,267	\$10,541,561
Licenses & Permits	\$420,159	\$483,600	\$0	\$0	\$483,600	\$0	\$483,600	\$483,600
Fines, Forfeits & Penalties	\$0	\$0	\$0	\$0	\$0	\$0	\$0	\$0
Public Charges for Services	\$68,206	\$101,500	\$0	\$0	\$101,500	\$28,520	\$101,500	\$101,500
Miscellaneous	\$36,876	\$4,000	\$0	\$0	\$4,000	\$0	\$4,000	\$4,000
Other Financing Sources	\$0	\$0	\$0	\$0	\$0	\$0	\$0	\$0
TOTAL	\$91,403,594	\$98,056,408	\$0	\$0	\$98,056,408	\$12,715,934	\$98,056,408	\$101,214,409
GPR SUPPORT	(\$90,983,435)	(\$97,572,808)			(\$97,572,808)			(\$100,730,809)
F.T.E. STAFF	0.000	0.000					0.000	0.000

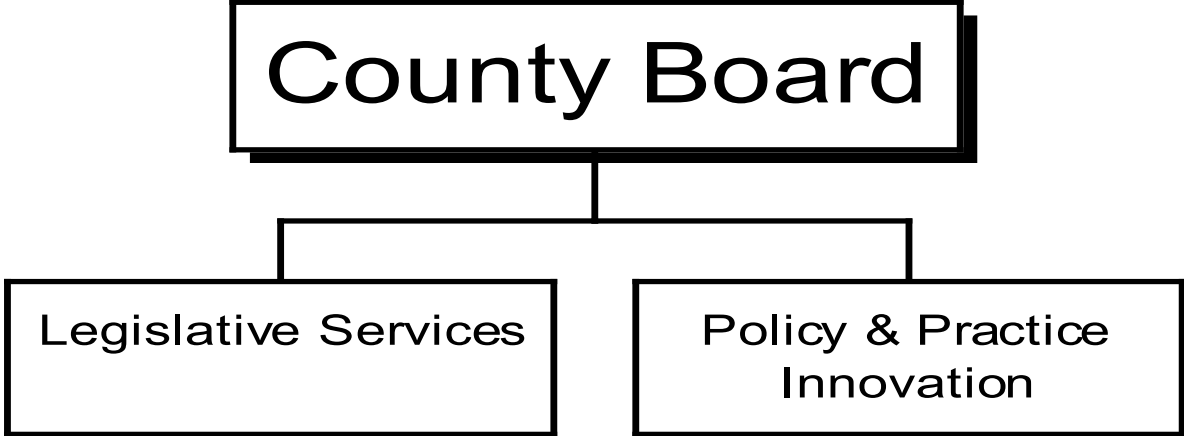
<b>Dept:</b>	General County	03	<b>Fund Name:</b>	General Fund
<b>Prgm:</b>	General County	000/00	<b>Fund No.:</b>	1110

DI#	2024 Base	Net Decision Items							2024 Adopted Budget	
		01	02	03	04	05	06	07		
<b>PROGRAM EXPENDITURES</b>										
Personnel Costs	\$0	\$0	\$0	\$0	\$0	\$0	\$0	\$0	\$0	\$0
Operating Expenses	\$483,600	\$0	\$0	\$0	\$0	\$0	\$0	\$0	\$0	\$483,600
Contractual Services	\$0	\$0	\$0	\$0	\$0	\$0	\$0	\$0	\$0	\$0
Operating Capital	\$0	\$0	\$0	\$0	\$0	\$0	\$0	\$0	\$0	\$0
<b>TOTAL</b>	<b>\$483,600</b>	<b>\$0</b>	<b>\$0</b>	<b>\$0</b>	<b>\$0</b>	<b>\$0</b>	<b>\$0</b>	<b>\$0</b>	<b>\$0</b>	<b>\$483,600</b>
<b>PROGRAM REVENUE</b>										
Taxes	\$85,396,041	\$5,113,857	\$0	\$0	\$0	\$0	\$0	\$0	\$0	\$90,509,898
Intergovernmental Revenue	\$10,271,267	\$0	\$102,254	\$168,040	\$230,000	\$0	\$0	\$0	\$0	\$10,771,561
Licenses & Permits	\$483,600	\$0	\$0	\$0	\$0	\$0	\$0	\$0	\$0	\$483,600
Fines, Forfeits & Penalties	\$0	\$0	\$0	\$0	\$0	\$0	\$0	\$0	\$0	\$0
Public Charges for Services	\$101,500	\$0	\$0	\$0	\$0	\$0	\$0	\$0	\$0	\$101,500
Miscellaneous	\$4,000	\$0	\$0	\$0	\$0	\$0	\$0	\$0	\$0	\$4,000
Other Financing Sources	\$0	\$0	\$0	\$0	\$0	\$0	\$0	\$0	\$0	\$0
<b>TOTAL</b>	<b>\$96,256,408</b>	<b>\$5,113,857</b>	<b>\$102,254</b>	<b>\$168,040</b>	<b>\$230,000</b>	<b>\$0</b>	<b>\$0</b>	<b>\$0</b>	<b>\$0</b>	<b>\$101,870,559</b>
<b>GPR SUPPORT</b>	<b>(\$95,772,808)</b>	<b>(\$5,113,857)</b>	<b>(\$102,254)</b>	<b>(\$168,040)</b>	<b>(\$230,000)</b>	<b>\$0</b>	<b>\$0</b>	<b>\$0</b>	<b>\$0</b>	<b>(\$101,386,959)</b>
<b>F.T.E. STAFF</b>	<b>0.000</b>	<b>0.000</b>	<b>0.000</b>	<b>0.000</b>	<b>0.000</b>	<b>0.000</b>	<b>0.000</b>	<b>0.000</b>	<b>0.000</b>	<b>0.000</b>

**NARRATIVE INFORMATION ABOUT DECISION ITEMS**

		Expenditures	Revenue	GPR Support
<b>2024 BUDGET BASE</b>		\$483,600	\$96,256,408	(\$95,772,808)
DI #	GENL-CNTY-1			
DEPT	Sales Tax	\$0	\$0	\$0
EXEC	Based on 2023 receipts through September and published economic data, increase the amount of Sales Tax Revenue anticipated in 2024 to \$89,918,748.	\$0	\$4,687,707	(\$4,687,707)
ADOPTED	Increase sales tax revenue by \$426,150 to reflect additional revenue from pending legislation that would reduce the WIDOR's administrative fee for county sales tax collection and remittance.	\$0	\$426,150	(\$426,150)
<b>NET DI # GENL-CNTY-1</b>		<b>\$0</b>	<b>\$5,113,857</b>	<b>(\$5,113,857)</b>

Dept:		General County	03	Fund Name:		General Fund	
Prgm:		General County	000/00	Fund No.:		1110	
NARRATIVE INFORMATION ABOUT DECISION ITEMS, cont.				Expenditures	Revenues	GPR Support	
DI #	GENL-CNTY-2	Shared Revenue Utility Payment					
DEPT				\$0	\$0	\$0	
EXEC	Adjust revenues to reflect the amount of projected utility aid from the State of Wisconsin in 2024.			\$0	\$102,254	(\$102,254)	
ADOPTED	Approved as Recommended			\$0	\$0	\$0	
			NET DI #	GENL-CNTY-2	\$0	\$102,254	(\$102,254)
DI #	GENL-CNTY-3	Indirect Cost Plan					
DEPT				\$0	\$0	\$0	
EXEC	Modify expenditures and revenues to reflect receipt of County's most recently completed Indirect Cost Allocation Plan.			\$0	\$168,040	(\$168,040)	
ADOPTED	Approved as Recommended			\$0	\$0	\$0	
			NET DI #	GENL-CNTY-3	\$0	\$168,040	(\$168,040)
DI #	GENL-CNTY-4	ARP Revenue					
DEPT				\$0	\$0	\$0	
EXEC				\$0	\$0	\$0	
ADOPTED	Increase revenues by \$230,000 to reflect the allocation of remaining ARP revenues for general county operations.			\$0	\$230,000	(\$230,000)	
			NET DI #	GENL-CNTY-4	\$0	\$230,000	(\$230,000)
<b>2024 ADOPTED BUDGET</b>				<b>\$483,600</b>	<b>\$101,870,559</b>	<b>(\$101,386,959)</b>	



Division/Program	FTE	Expenditures	Program Specific Revenues	General Purpose Revenues	
<b>County Board</b>	<b>8.000</b>	<b>\$1,869,348</b>	<b>\$3,000</b>	<b>\$1,866,348</b>	<b>Appropriation</b>

Dept:	County Board	06	COUNTY OF DANE			Fund Name:	General Fund	
Prgm:	Legislative Services	100/00				Fund No:	1110	
<u>Mission:</u>								
To effectively represent the people of Dane County, providing services which secure the blessings of freedom, ensure domestic tranquility, promote the general welfare, and perfect the forms of government.								
<u>Description:</u>								
The Dane County Board of Supervisors consists of 37 members elected to two year terms in the spring of even-numbered years. The County Board establishes policy for, and oversees the activities of, Dane County government. State Statutes authorizes over 100 general powers for county boards, including administration and finance, health and human services, public protection and safety, cultural affairs and education, transportation, land use and zoning administration. Each supervisor serves on a standing committees and also may serve on the Executive Committee, and may be appointed to other boards and commissions advisory to the Executive. County Board staff consists of 4.0 FTE analysts, 1.0 FTE legislative management system specialist/policy analyst and one 1.0 FTE clerical position to provide administrative support. There is currently a 1.0 FTE unfunded legislative services director position. Staff responsibilities include research, program evaluation, budget and policy development, committee staffing, sustainability and equity coordination, as well as legislative tracking. The Board Chair also is considered a 1.0 FTE salaried employee. The Board typically meets twice monthly.								
	Actual 2022	Adopted 2023	2022 Carry Forward	Board Transfers	Budget As Modified	2023 YTD	Estimated 2023	Executive Recommended
<b>PROGRAM EXPENDITURES</b>								
Personnel Costs	\$1,555,681	\$1,488,100	\$0	\$0	\$1,488,100	\$398,608	\$1,457,209	\$1,539,900
Operating Expenses	\$60,233	\$107,536	\$16,423	\$0	\$123,959	\$36,441	\$123,959	\$100,736
Contractual Services	\$251,962	\$189,412	\$131,486	\$0	\$320,898	\$60,154	\$320,898	\$198,712
Operating Capital	\$0	\$0	\$0	\$0	\$0	\$0	\$0	\$0
<b>TOTAL</b>	<b>\$1,867,876</b>	<b>\$1,785,048</b>	<b>\$147,909</b>	<b>\$0</b>	<b>\$1,932,957</b>	<b>\$495,203</b>	<b>\$1,902,066</b>	<b>\$1,839,348</b>
<b>PROGRAM REVENUE</b>								
Taxes	\$0	\$0	\$0	\$0	\$0	\$0	\$0	\$0
Intergovernmental Revenue	\$0	\$624,700	\$0	(\$621,700)	\$3,000	\$0	\$3,000	\$3,000
Licenses & Permits	\$0	\$0	\$0	\$0	\$0	\$0	\$0	\$0
Fines, Forfeits & Penalties	\$0	\$0	\$0	\$0	\$0	\$0	\$0	\$0
Public Charges for Services	\$58,600	\$58,600	\$0	\$0	\$58,600	\$0	\$58,600	\$0
Miscellaneous	\$0	\$0	\$0	\$0	\$0	\$0	\$0	\$0
Other Financing Sources	\$0	\$0	\$0	\$0	\$0	\$0	\$0	\$0
<b>TOTAL</b>	<b>\$58,600</b>	<b>\$683,300</b>	<b>\$0</b>	<b>(\$621,700)</b>	<b>\$61,600</b>	<b>\$0</b>	<b>\$61,600</b>	<b>\$3,000</b>
<b>GPR SUPPORT</b>	<b>\$1,809,276</b>	<b>\$1,101,748</b>			<b>\$1,871,357</b>			<b>\$1,836,348</b>
<b>F.T.E. STAFF</b>	<b>10.000</b>	<b>8.000</b>					<b>8.000</b>	<b>8.000</b>

<b>Dept:</b> County Board	06	<b>Fund Name:</b> General Fund
<b>Prgm:</b> Legislative Services	100/00	<b>Fund No.:</b> 1110

DI#	2024 Base	Net Decision Items							2024 Adopted Budget
		01	02	03	04	05	06	07	
<b>PROGRAM EXPENDITURES</b>									
Personnel Costs	\$1,499,300	\$0	\$0	\$40,600	\$0	\$0	\$0	\$0	\$1,539,900
Operating Expenses	\$107,536	\$500	(\$7,300)	\$0	\$0	\$0	\$0	\$0	\$100,736
Contractual Services	\$187,512	\$3,900	\$7,300	\$0	\$0	\$30,000	\$0	\$0	\$228,712
Operating Capital	\$0	\$0	\$0	\$0	\$0	\$0	\$0	\$0	\$0
<b>TOTAL</b>	<b>\$1,794,348</b>	<b>\$4,400</b>	<b>\$0</b>	<b>\$40,600</b>	<b>\$0</b>	<b>\$30,000</b>	<b>\$0</b>	<b>\$0</b>	<b>\$1,869,348</b>
<b>PROGRAM REVENUE</b>									
Taxes	\$0	\$0	\$0	\$0	\$0	\$0	\$0	\$0	\$0
Intergovernmental Revenue	\$3,000	\$0	\$0	\$0	\$0	\$0	\$0	\$0	\$3,000
Licenses & Permits	\$0	\$0	\$0	\$0	\$0	\$0	\$0	\$0	\$0
Fines, Forfeits & Penalties	\$0	\$0	\$0	\$0	\$0	\$0	\$0	\$0	\$0
Public Charges for Services	\$0	\$0	\$0	\$0	\$0	\$0	\$0	\$0	\$0
Miscellaneous	\$0	\$0	\$0	\$0	\$0	\$0	\$0	\$0	\$0
Other Financing Sources	\$0	\$0	\$0	\$0	\$0	\$0	\$0	\$0	\$0
<b>TOTAL</b>	<b>\$3,000</b>	<b>\$0</b>	<b>\$0</b>	<b>\$0</b>	<b>\$0</b>	<b>\$0</b>	<b>\$0</b>	<b>\$0</b>	<b>\$3,000</b>
<b>GPR SUPPORT</b>	<b>\$1,791,348</b>	<b>\$4,400</b>	<b>\$0</b>	<b>\$40,600</b>	<b>\$0</b>	<b>\$30,000</b>	<b>\$0</b>	<b>\$0</b>	<b>\$1,866,348</b>
<b>F.T.E. STAFF</b>	<b>8.000</b>	<b>0.000</b>	<b>0.000</b>	<b>0.000</b>	<b>0.000</b>	<b>0.000</b>	<b>0.000</b>	<b>0.000</b>	<b>8.000</b>

**NARRATIVE INFORMATION ABOUT DECISION ITEMS**

		Expenditures	Revenue	GPR Support
<b>2024 BUDGET BASE</b>		\$1,794,348	\$3,000	\$1,791,348
DI #	COBD-LEG-1      Increased Costs			
DEPT	Increase membership fees by \$500 and increase software maintenance by \$3900.	\$4,400	\$0	\$4,400
EXEC	Approved as Requested	\$0	\$0	\$0
ADOPTED	Approved as Recommended	\$0	\$0	\$0
<b>NET DI #    COBD-LEG-1</b>		<b>\$4,400</b>	<b>\$0</b>	<b>\$4,400</b>



Dept:		County Board	06	Fund Name:		General Fund	
Prgm:		Legislative Services	100/00	Fund No.:		1110	
NARRATIVE INFORMATION ABOUT DECISION ITEMS, cont.				Expenditures	Revenues	GPR Support	
DI #	COBD-LEG-2	Reallocation to prioritive language access					
DEPT		Reallocate budgeted items to reflect the emerging needs and priorities of the County Board. Decrease Public Engagement by \$7,300 and increase POS-Interpreter by \$7,300 to address growing demand for translation of Board documents and interpretation of meetings.		\$0	\$0		\$0
EXEC		Approved as Requested		\$0	\$0		\$0
ADOPTED		Approved as Recommended		\$0	\$0		\$0
NET DI # COBD-LEG-2				\$0	\$0		\$0
DI #	COBD-LEG-3	Personnel Cost Changes					
DEPT				\$0	\$0		\$0
EXEC		Adjust personnel costs to reflect a 4.5% cost of living increase for County employees in 2024. Also, adjust personnel costs to reflect new retirement (WRS) rates and negotiated handbook changes in effect for 2024.		\$40,600	\$0		\$40,600
ADOPTED		Approved as Recommended		\$0	\$0		\$0
NET DI # COBD-LEG-3				\$40,600	\$0		\$40,600
DI #	COBD-LEG-4	Clerk Reclassification					
DEPT				\$0	\$0		\$0
EXEC				\$0	\$0		\$0
ADOPTED		Increase expenditures by \$1,287 in the County Board Office - Legislative Services and the Clerk I-II position (G07-10) be reclassified to Clerk III (G13) effective January 1, 2024, and decrease expenditures for Limited Term Employees by \$1,287 to offset this expense.		\$0	\$0		\$0
NET DI # COBD-LEG-4				\$0	\$0		\$0

<b>Dept:</b>	County Board	06	<b>Fund Name:</b>	General Fund		
<b>Prgm:</b>	Legislative Services	100/00	<b>Fund No.:</b>	1110		
<b>NARRATIVE INFORMATION ABOUT DECISION ITEMS, cont.</b>			<b>Expenditures</b>	<b>Revenues</b>	<b>GPR Support</b>	
DI #	COBD-LEG-5	Strategic Community Engagement				
DEPT			\$0	\$0	\$0	
EXEC			\$0	\$0	\$0	
ADOPTED	Increase expenditures by \$30,000 in the County Board Office to retain a consultant to complete a Strategic Community Engagement Process for the Dane County Board of Supervisors, to include focus groups with residents throughout the county regarding policy concerns and priorities.		\$30,000	\$0	\$30,000	
	NET DI #	COBD-LEG-5	\$30,000	\$0	\$30,000	
<b>2024 ADOPTED BUDGET</b>			\$1,869,348	\$3,000	\$1,866,348	

# Office of Criminal Justice Reform

Criminal Justice

Division/Program	FTE	Expenditures	Program Specific Revenues	General Purpose Revenues	
<b>Office of Criminal Justice Reform</b>	<b>6.000</b>	<b>\$1,165,290</b>	<b>\$107,900</b>	<b>\$1,057,390</b>	<b>Appropriation</b>

<b>Dept:</b>	Office of Criminal Justice Reform	07	<b>COUNTY OF DANE</b>	<b>Fund Name:</b>	General Fund
<b>Prgm:</b>	Office of Criminal Justice Reform	000/00		<b>Fund No:</b>	1110

Mission:  
The mission of the Office of Criminal Justice Reform is to marshal and coordinate resources both within and outside the county criminal justice system to reduce incarceration and racial disparities in the criminal justice system.

Description:  
Dane County has one of the highest levels of racial disparities within its criminal justice system. The Office of Criminal Justice Reform is charged to work with all participants within this system as well as community leaders and stakeholders to develop and apply new and best practices that reduce these disparities and reduce rates of incarceration among all elements of the community.

	Actual 2022	Adopted 2023	2022 Carry Forward	Board Transfers	Budget As Modified	2023 YTD	Estimated 2023	Executive Recommended
<b>PROGRAM EXPENDITURES</b>								
Personnel Costs	\$0	\$639,000	\$0	\$105,200	\$744,200	\$75,159	\$744,200	\$806,400
Operating Expenses	\$0	\$40,100	\$0	\$145,547	\$185,647	\$1,512	\$185,647	\$40,100
Contractual Services	\$0	\$587,400	\$0	\$0	\$587,400	\$0	\$587,400	\$318,790
Operating Capital	\$0	\$0	\$0	\$0	\$0	\$0	\$0	\$0
<b>TOTAL</b>	<b>\$0</b>	<b>\$1,266,500</b>	<b>\$0</b>	<b>\$250,747</b>	<b>\$1,517,247</b>	<b>\$76,671</b>	<b>\$1,517,247</b>	<b>\$1,165,290</b>
<b>PROGRAM REVENUE</b>								
Taxes	\$0	\$0	\$0	\$0	\$0	\$0	\$0	\$0
Intergovernmental Revenue	\$0	\$0	\$0	\$250,747	\$250,747	\$0	\$250,747	\$107,900
Licenses & Permits	\$0	\$0	\$0	\$0	\$0	\$0	\$0	\$0
Fines, Forfeits & Penalties	\$0	\$0	\$0	\$0	\$0	\$0	\$0	\$0
Public Charges for Services	\$0	\$0	\$0	\$0	\$0	\$0	\$0	\$0
Miscellaneous	\$0	\$0	\$0	\$0	\$0	\$0	\$0	\$0
Other Financing Sources	\$0	\$0	\$0	\$0	\$0	\$0	\$0	\$0
<b>TOTAL</b>	<b>\$0</b>	<b>\$0</b>	<b>\$0</b>	<b>\$250,747</b>	<b>\$250,747</b>	<b>\$0</b>	<b>\$250,747</b>	<b>\$107,900</b>
<b>GPR SUPPORT</b>	<b>\$0</b>	<b>\$1,266,500</b>			<b>\$1,266,500</b>			<b>\$1,057,390</b>
<b>F.T.E. STAFF</b>	<b>5.000</b>	<b>5.000</b>					<b>6.000</b>	<b>6.000</b>

Dept: Office of Criminal Justice Reform		07		Fund Name: General Fund					
Prgm: Office of Criminal Justice Reform		000/00		Fund No.: 1110					
DI#	2024 Base	Net Decision Items							2024 Adopted Budget
		01	02	03	04	05	06	07	
<b>PROGRAM EXPENDITURES</b>									
Personnel Costs	\$779,600	\$26,800	\$0	\$0	\$0	\$0	\$0	\$0	\$806,400
Operating Expenses	\$40,100	\$0	\$0	\$0	\$0	\$0	\$0	\$0	\$40,100
Contractual Services	\$589,600	\$0	(\$270,810)	\$0	\$0	\$0	\$0	\$0	\$318,790
Operating Capital	\$0	\$0	\$0	\$0	\$0	\$0	\$0	\$0	\$0
<b>TOTAL</b>	<b>\$1,409,300</b>	<b>\$26,800</b>	<b>(\$270,810)</b>	<b>\$0</b>	<b>\$0</b>	<b>\$0</b>	<b>\$0</b>	<b>\$0</b>	<b>\$1,165,290</b>
<b>PROGRAM REVENUE</b>									
Taxes	\$0	\$0	\$0	\$0	\$0	\$0	\$0	\$0	\$0
Intergovernmental Revenue	\$107,900	\$0	\$0	\$0	\$0	\$0	\$0	\$0	\$107,900
Licenses & Permits	\$0	\$0	\$0	\$0	\$0	\$0	\$0	\$0	\$0
Fines, Forfeits & Penalties	\$0	\$0	\$0	\$0	\$0	\$0	\$0	\$0	\$0
Public Charges for Services	\$0	\$0	\$0	\$0	\$0	\$0	\$0	\$0	\$0
Miscellaneous	\$0	\$0	\$0	\$0	\$0	\$0	\$0	\$0	\$0
Other Financing Sources	\$0	\$0	\$0	\$0	\$0	\$0	\$0	\$0	\$0
<b>TOTAL</b>	<b>\$107,900</b>	<b>\$0</b>	<b>\$0</b>	<b>\$0</b>	<b>\$0</b>	<b>\$0</b>	<b>\$0</b>	<b>\$0</b>	<b>\$107,900</b>
<b>GPR SUPPORT</b>	<b>\$1,301,400</b>	<b>\$26,800</b>	<b>(\$270,810)</b>	<b>\$0</b>	<b>\$0</b>	<b>\$0</b>	<b>\$0</b>	<b>\$0</b>	<b>\$1,057,390</b>
<b>F.T.E. STAFF</b>	<b>6.000</b>	<b>0.000</b>	<b>0.000</b>	<b>0.000</b>	<b>0.000</b>	<b>0.000</b>	<b>0.000</b>	<b>0.000</b>	<b>6.000</b>
<b>NARRATIVE INFORMATION ABOUT DECISION ITEMS</b>							<b>Expenditures</b>	<b>Revenue</b>	<b>GPR Support</b>
<b>2024 BUDGET BASE</b>							\$1,409,300	\$107,900	\$1,301,400
DI #	OCJR-OCJR-1	Personnel Cost Changes							
DEPT							\$0	\$0	\$0
EXEC	Adjust personnel costs to reflect a 4.5% cost of living increase for County employees in 2024. Also, adjust personnel costs to reflect new retirement (WRS) rates and negotiated handbook changes in effect for 2024.						\$26,800	\$0	\$26,800
ADOPTED	Approved as Recommended						\$0	\$0	\$0
<b>NET DI # OCJR-OCJR-1</b>							<b>\$26,800</b>	<b>\$0</b>	<b>\$26,800</b>

<b>Dept:</b>	Office of Criminal Justice Reform	07	<b>Fund Name:</b>	General Fund
<b>Prgm:</b>	Office of Criminal Justice Reform	000/00	<b>Fund No.:</b>	1110

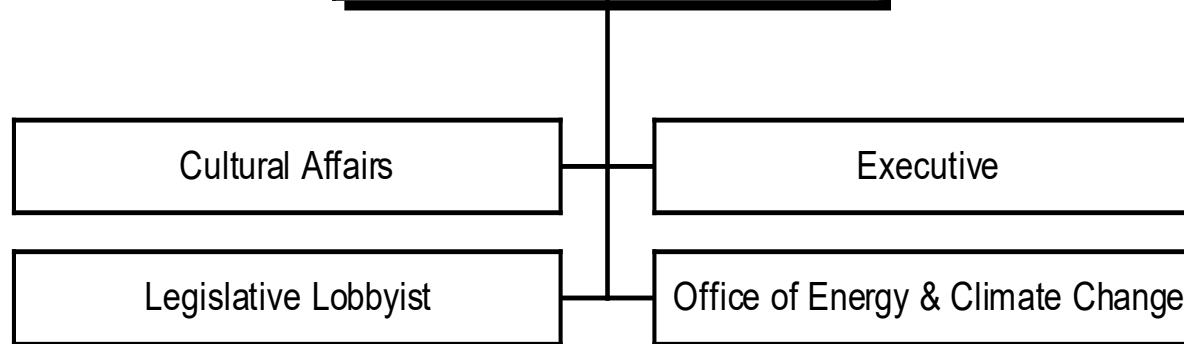
<b>NARRATIVE INFORMATION ABOUT DECISION ITEMS, cont.</b>	<b>Expenditures</b>	<b>Revenues</b>	<b>GPR Support</b>
--	---------------------	-----------------	--------------------

DI #	OCJR-OCJR-2	Community Restorative Court			
DEPT			\$0	\$0	\$0
EXEC	In September 2023, the County Board adopted Sub. 2 to 2023 RES-094. This resolution reallocated funding from the Office for Criminal Justice Reform to support the Community Restorative Court. This Executive Amendment continues that reallocation in the 2024 budget.		(\$270,810)	\$0	(\$270,810)
ADOPTED	Approved as Recommended		\$0	\$0	\$0
	NET DI #	OCJR-OCJR-2	(\$270,810)	\$0	(\$270,810)

--	--	--	--	--	--

<b>2024 ADOPTED BUDGET</b>	\$1,165,290	\$107,900	\$1,057,390
----------------------------	-------------	-----------	-------------

# County Executive



Division/Program	FTE	Expenditures	Program Specific Revenues	General Purpose Revenues
Executive	7.000	\$1,274,869	\$0	\$1,274,869
Legislative Lobbyist	1.000	\$205,050	\$0	\$205,050
Cultural Affairs	2.000	\$642,124	\$175,184	\$466,940
Office of Energy & Climate Change	3.000	\$433,000	\$0	\$433,000
<b>County Executive - Total</b>	<b>13.000</b>	<b>\$2,555,043</b>	<b>\$175,184</b>	<b>\$2,379,859</b> Appropriation

<b>Dept:</b>	County Executive	09	<b>COUNTY OF DANE</b>	<b>Fund Name:</b>	General Fund
<b>Prgm:</b>	County Executive	102/00		<b>Fund No:</b>	1110

**Mission:** To effectively represent the people of Dane County, coordinate the administration of Dane County government, and ensure that public resources are effectively and efficiently used to meet citizen needs.

**Description:** The County Executive is the chief executive officer of Dane County and is responsible for the overall administration and management of county government. The Executive is also responsible for preparing and submitting the county budget to the County Board. The Executive makes appointments to boards, commissions and committees as set forth in state law or county resolution or ordinance and appoints and supervises the department heads of all county departments except elected department heads and the director of the County Library Board. Also, by state law, the County Executive makes an annual report to the Board and the general public stating the condition of county government. The Office of the County Executive includes Cultural Affairs, Legislative Lobbyist, and Office of Energy & Climate Change.

	Actual 2022	Adopted 2023	2022 Carry Forward	Board Transfers	Budget As Modified	2023 YTD	Estimated 2023	Executive Recommended
<b>PROGRAM EXPENDITURES</b>								
Personnel Costs	\$1,238,082	\$1,188,000	\$0	\$0	\$1,188,000	\$349,970	\$1,188,264	\$1,248,500
Operating Expenses	\$39,263	\$22,369	\$24,390	\$0	\$46,759	\$5,623	\$46,868	\$22,369
Contractual Services	\$4,800	\$5,300	\$0	\$0	\$5,300	\$0	\$5,300	\$4,000
Operating Capital	\$0	\$0	\$0	\$0	\$0	\$0	\$0	\$0
<b>TOTAL</b>	<b>\$1,282,145</b>	<b>\$1,215,669</b>	<b>\$24,390</b>	<b>\$0</b>	<b>\$1,240,059</b>	<b>\$355,593</b>	<b>\$1,240,432</b>	<b>\$1,274,869</b>
<b>PROGRAM REVENUE</b>								
Taxes	\$0	\$0	\$0	\$0	\$0	\$0	\$0	\$0
Intergovernmental Revenue	\$0	\$0	\$0	\$0	\$0	\$0	\$0	\$0
Licenses & Permits	\$0	\$0	\$0	\$0	\$0	\$0	\$0	\$0
Fines, Forfeits & Penalties	\$0	\$0	\$0	\$0	\$0	\$0	\$0	\$0
Public Charges for Services	\$0	\$0	\$0	\$0	\$0	\$0	\$0	\$0
Miscellaneous	\$0	\$0	\$0	\$0	\$0	\$0	\$0	\$0
Other Financing Sources	\$0	\$0	\$0	\$0	\$0	\$0	\$0	\$0
<b>TOTAL</b>	<b>\$0</b>	<b>\$0</b>	<b>\$0</b>	<b>\$0</b>	<b>\$0</b>	<b>\$0</b>	<b>\$0</b>	<b>\$0</b>
<b>GPR SUPPORT</b>	<b>\$1,282,145</b>	<b>\$1,215,669</b>			<b>\$1,240,059</b>			<b>\$1,274,869</b>
F.T.E. STAFF	7.000	7.000					7.000	7.000



Dept: County Executive		09							Fund Name: General Fund	
Prgm: County Executive		102/00							Fund No.: 1110	
DI#	2024 Base	Net Decision Items							2024 Adopted Budget	
		01	02	03	04	05	06	07		
<b>PROGRAM EXPENDITURES</b>										
Personnel Costs	\$1,203,400	\$45,100	\$0	\$0	\$0	\$0	\$0	\$0	\$1,248,500	
Operating Expenses	\$22,369	\$0	\$0	\$0	\$0	\$0	\$0	\$0	\$22,369	
Contractual Services	\$4,000	\$0	\$0	\$0	\$0	\$0	\$0	\$0	\$4,000	
Operating Capital	\$0	\$0	\$0	\$0	\$0	\$0	\$0	\$0	\$0	
<b>TOTAL</b>	<b>\$1,229,769</b>	<b>\$45,100</b>	<b>\$0</b>	<b>\$0</b>	<b>\$0</b>	<b>\$0</b>	<b>\$0</b>	<b>\$0</b>	<b>\$1,274,869</b>	
<b>PROGRAM REVENUE</b>										
Taxes	\$0	\$0	\$0	\$0	\$0	\$0	\$0	\$0	\$0	
Intergovernmental Revenue	\$0	\$0	\$0	\$0	\$0	\$0	\$0	\$0	\$0	
Licenses & Permits	\$0	\$0	\$0	\$0	\$0	\$0	\$0	\$0	\$0	
Fines, Forfeits & Penalties	\$0	\$0	\$0	\$0	\$0	\$0	\$0	\$0	\$0	
Public Charges for Services	\$0	\$0	\$0	\$0	\$0	\$0	\$0	\$0	\$0	
Miscellaneous	\$0	\$0	\$0	\$0	\$0	\$0	\$0	\$0	\$0	
Other Financing Sources	\$0	\$0	\$0	\$0	\$0	\$0	\$0	\$0	\$0	
<b>TOTAL</b>	<b>\$0</b>	<b>\$0</b>	<b>\$0</b>	<b>\$0</b>	<b>\$0</b>	<b>\$0</b>	<b>\$0</b>	<b>\$0</b>	<b>\$0</b>	
<b>GPR SUPPORT</b>	<b>\$1,229,769</b>	<b>\$45,100</b>	<b>\$0</b>	<b>\$0</b>	<b>\$0</b>	<b>\$0</b>	<b>\$0</b>	<b>\$0</b>	<b>\$1,274,869</b>	
<b>F.T.E. STAFF</b>	<b>7.000</b>	<b>0.000</b>	<b>0.000</b>	<b>0.000</b>	<b>0.000</b>	<b>0.000</b>	<b>0.000</b>	<b>0.000</b>	<b>7.000</b>	
<b>NARRATIVE INFORMATION ABOUT DECISION ITEMS</b>							<b>Expenditures</b>	<b>Revenue</b>	<b>GPR Support</b>	
<b>2024 BUDGET BASE</b>							\$1,229,769	\$0	\$1,229,769	
DI #	EXEC-EXEC-1	Personnel Cost Changes								
DEPT							\$0	\$0	\$0	
EXEC	Adjust personnel costs to reflect a 4.5% cost of living increase for County employees in 2024. Also, adjust personnel costs to reflect new retirement (WRS) rates and negotiated handbook changes in effect for 2024.						\$45,100	\$0	\$45,100	
ADOPTED	Approved as Recommended						\$0	\$0	\$0	
NET DI # EXEC-EXEC-1							\$45,100	\$0	\$45,100	
<b>2024 ADOPTED BUDGET</b>							<b>\$1,274,869</b>	<b>\$0</b>	<b>\$1,274,869</b>	

<b>Dept:</b>	County Executive	09	<b>COUNTY OF DANE</b>	<b>Fund Name:</b>	General Fund
<b>Prgm:</b>	Legislative Lobbyist	104/00		<b>Fund No:</b>	1110

**Mission:** To work with the County Executive, the County Board and county departments to develop a legislative agenda for Dane County and lobby the state legislature, the Governor and state agencies to implement that agenda. Also, to lobby where appropriate and necessary on Federal issues.

**Description:** The expanding role of the county in providing additional services in partnership with the state and federal governments has increased the need to represent the county's diverse interests at the state and federal levels. The Legislative Lobbyist works with the County Executive, the County Board and other county elected officials and county agencies to develop positions on issues and lobbying strategies. The Lobbyist is responsible for communicating those positions to the Governor, state legislators and state agencies, for drafting legislation and preparing testimony. The Lobbyist also provides ongoing reports to the Dane County Board's Executive Committee.

	Actual 2022	Adopted 2023	2022 Carry Forward	Board Transfers	Budget As Modified	2023 YTD	Estimated 2023	Executive Recommended
<b>PROGRAM EXPENDITURES</b>								
Personnel Costs	\$160,242	\$169,600	\$0	\$0	\$169,600	\$62,768	\$184,002	\$194,800
Operating Expenses	\$180	\$10,250	\$0	\$0	\$10,250	\$45	\$10,250	\$10,250
Contractual Services	\$0	\$0	\$0	\$0	\$0	\$0	\$0	\$0
Operating Capital	\$0	\$0	\$0	\$0	\$0	\$0	\$0	\$0
<b>TOTAL</b>	<b>\$160,422</b>	<b>\$179,850</b>	<b>\$0</b>	<b>\$0</b>	<b>\$179,850</b>	<b>\$62,812</b>	<b>\$194,252</b>	<b>\$205,050</b>
<b>PROGRAM REVENUE</b>								
Taxes	\$0	\$0	\$0	\$0	\$0	\$0	\$0	\$0
Intergovernmental Revenue	\$0	\$0	\$0	\$0	\$0	\$0	\$0	\$0
Licenses & Permits	\$0	\$0	\$0	\$0	\$0	\$0	\$0	\$0
Fines, Forfeits & Penalties	\$0	\$0	\$0	\$0	\$0	\$0	\$0	\$0
Public Charges for Services	\$0	\$0	\$0	\$0	\$0	\$0	\$0	\$0
Miscellaneous	\$0	\$0	\$0	\$0	\$0	\$0	\$0	\$0
Other Financing Sources	\$0	\$0	\$0	\$0	\$0	\$0	\$0	\$0
<b>TOTAL</b>	<b>\$0</b>	<b>\$0</b>	<b>\$0</b>	<b>\$0</b>	<b>\$0</b>	<b>\$0</b>	<b>\$0</b>	<b>\$0</b>
<b>GPR SUPPORT</b>	<b>\$160,422</b>	<b>\$179,850</b>			<b>\$179,850</b>			<b>\$205,050</b>
<b>F.T.E. STAFF</b>	<b>1.000</b>	<b>1.000</b>					<b>1.000</b>	<b>1.000</b>

Dept: County Executive		09		Fund Name: General Fund					
Prgm: Legislative Lobbyist		104/00		Fund No.: 1110					
DI#	2024 Base	Net Decision Items							2024 Adopted Budget
		01	02	03	04	05	06	07	
<b>PROGRAM EXPENDITURES</b>									
Personnel Costs	\$188,500	\$6,300	\$0	\$0	\$0	\$0	\$0	\$0	\$194,800
Operating Expenses	\$10,250	\$0	\$0	\$0	\$0	\$0	\$0	\$0	\$10,250
Contractual Services	\$0	\$0	\$0	\$0	\$0	\$0	\$0	\$0	\$0
Operating Capital	\$0	\$0	\$0	\$0	\$0	\$0	\$0	\$0	\$0
<b>TOTAL</b>	<b>\$198,750</b>	<b>\$6,300</b>	<b>\$0</b>	<b>\$0</b>	<b>\$0</b>	<b>\$0</b>	<b>\$0</b>	<b>\$0</b>	<b>\$205,050</b>
<b>PROGRAM REVENUE</b>									
Taxes	\$0	\$0	\$0	\$0	\$0	\$0	\$0	\$0	\$0
Intergovernmental Revenue	\$0	\$0	\$0	\$0	\$0	\$0	\$0	\$0	\$0
Licenses & Permits	\$0	\$0	\$0	\$0	\$0	\$0	\$0	\$0	\$0
Fines, Forfeits & Penalties	\$0	\$0	\$0	\$0	\$0	\$0	\$0	\$0	\$0
Public Charges for Services	\$0	\$0	\$0	\$0	\$0	\$0	\$0	\$0	\$0
Miscellaneous	\$0	\$0	\$0	\$0	\$0	\$0	\$0	\$0	\$0
Other Financing Sources	\$0	\$0	\$0	\$0	\$0	\$0	\$0	\$0	\$0
<b>TOTAL</b>	<b>\$0</b>	<b>\$0</b>	<b>\$0</b>	<b>\$0</b>	<b>\$0</b>	<b>\$0</b>	<b>\$0</b>	<b>\$0</b>	<b>\$0</b>
<b>GPR SUPPORT</b>	<b>\$198,750</b>	<b>\$6,300</b>	<b>\$0</b>	<b>\$0</b>	<b>\$0</b>	<b>\$0</b>	<b>\$0</b>	<b>\$0</b>	<b>\$205,050</b>
<b>F.T.E. STAFF</b>	<b>1.000</b>	<b>0.000</b>	<b>0.000</b>	<b>0.000</b>	<b>0.000</b>	<b>0.000</b>	<b>0.000</b>	<b>0.000</b>	<b>1.000</b>
<b>NARRATIVE INFORMATION ABOUT DECISION ITEMS</b>							<b>Expenditures</b>	<b>Revenue</b>	<b>GPR Support</b>
<b>2024 BUDGET BASE</b>							\$198,750	\$0	\$198,750
DI #	EXEC-LOBY-1	Personnel Cost Changes							
DEPT							\$0	\$0	\$0
EXEC	Adjust personnel costs to reflect a 4.5% cost of living increase for County employees in 2024. Also, adjust personnel costs to reflect new retirement (WRS) rates and negotiated handbook changes in effect for 2024.						\$6,300	\$0	\$6,300
ADOPTED	Approved as Recommended						\$0	\$0	\$0
<b>NET DI # EXEC-LOBY-1</b>							<b>\$6,300</b>	<b>\$0</b>	<b>\$6,300</b>
<b>2024 ADOPTED BUDGET</b>							<b>\$205,050</b>	<b>\$0</b>	<b>\$205,050</b>

<b>Dept:</b>	County Executive	09	<b>COUNTY OF DANE</b>	<b>Fund Name:</b>	General Fund
<b>Prgm:</b>	Office of Energy & Climate Change	105/00		<b>Fund No:</b>	1110

Mission:

To work with the County Executive, the County Board, county departments, municipal governments, businesses, non-profit organizations, and other entities coordinating and developing programs to reduce local climate change emissions and mitigate the impacts of climate change.

Description:

The Office of Energy and Climate Change is responsible for planning, organizing, developing, and implementing the countywide climate change action plan. To realize the goals of the 2020 Dane County Climate Action Plan, the Office will collaborate with stakeholder organizations; coordinate programs of county departments; oversee public relations and promotional activities of Dane County's climate change initiatives; and provide technical assistance to individuals and organizations. The Office will monitor and track the performance of these efforts to reduce climate change emissions and adapt to climate change.

	Actual 2022	Adopted 2023	2022 Carry Forward	Board Transfers	Budget As Modified	2023 YTD	Estimated 2023	Executive Recommended
<b>PROGRAM EXPENDITURES</b>								
Personnel Costs	\$179,896	\$275,300	\$0	\$0	\$275,300	\$62,887	\$250,885	\$388,000
Operating Expenses	\$101,871	\$45,000	\$27,885	\$0	\$72,885	\$4,360	\$72,885	\$45,000
Contractual Services	\$59,325	\$0	\$189,107	\$0	\$189,107	\$4,345	\$189,107	\$0
Operating Capital	\$0	\$0	\$0	\$0	\$0	\$0	\$0	\$0
<b>TOTAL</b>	<b>\$341,092</b>	<b>\$320,300</b>	<b>\$216,993</b>	<b>\$0</b>	<b>\$537,293</b>	<b>\$71,592</b>	<b>\$512,877</b>	<b>\$433,000</b>
<b>PROGRAM REVENUE</b>								
Taxes	\$0	\$0	\$0	\$0	\$0	\$0	\$0	\$0
Intergovernmental Revenue	\$0	\$0	\$0	\$0	\$0	\$0	\$0	\$0
Licenses & Permits	\$0	\$0	\$0	\$0	\$0	\$0	\$0	\$0
Fines, Forfeits & Penalties	\$0	\$0	\$0	\$0	\$0	\$0	\$0	\$0
Public Charges for Services	\$0	\$0	\$0	\$0	\$0	\$0	\$0	\$0
Miscellaneous	\$0	\$0	\$0	\$0	\$0	\$1,500	\$1,500	\$0
Other Financing Sources	\$0	\$0	\$0	\$0	\$0	\$0	\$0	\$0
<b>TOTAL</b>	<b>\$0</b>	<b>\$0</b>	<b>\$0</b>	<b>\$0</b>	<b>\$0</b>	<b>\$1,500</b>	<b>\$1,500</b>	<b>\$0</b>
<b>GPR SUPPORT</b>	<b>\$341,092</b>	<b>\$320,300</b>			<b>\$537,293</b>			<b>\$433,000</b>
F.T.E. STAFF	1.500	2.000					2.000	3.000

Dept: County Executive		09		Fund Name: General Fund					
Prgr: Office of Energy & Climate Change		105/00		Fund No.: 1110					
DI#	2024 Base	Net Decision Items							2024 Adopted Budget
		01	02	03	04	05	06	07	
<b>PROGRAM EXPENDITURES</b>									
Personnel Costs	\$271,600	\$9,400	\$107,000	\$0	\$0	\$0	\$0	\$0	\$388,000
Operating Expenses	\$45,000	\$0	\$0	\$0	\$0	\$0	\$0	\$0	\$45,000
Contractual Services	\$0	\$0	\$0	\$0	\$0	\$0	\$0	\$0	\$0
Operating Capital	\$0	\$0	\$0	\$0	\$0	\$0	\$0	\$0	\$0
<b>TOTAL</b>	<b>\$316,600</b>	<b>\$9,400</b>	<b>\$107,000</b>	<b>\$0</b>	<b>\$0</b>	<b>\$0</b>	<b>\$0</b>	<b>\$0</b>	<b>\$433,000</b>
<b>PROGRAM REVENUE</b>									
Taxes	\$0	\$0	\$0	\$0	\$0	\$0	\$0	\$0	\$0
Intergovernmental Revenue	\$0	\$0	\$0	\$0	\$0	\$0	\$0	\$0	\$0
Licenses & Permits	\$0	\$0	\$0	\$0	\$0	\$0	\$0	\$0	\$0
Fines, Forfeits & Penalties	\$0	\$0	\$0	\$0	\$0	\$0	\$0	\$0	\$0
Public Charges for Services	\$0	\$0	\$0	\$0	\$0	\$0	\$0	\$0	\$0
Miscellaneous	\$0	\$0	\$0	\$0	\$0	\$0	\$0	\$0	\$0
Other Financing Sources	\$0	\$0	\$0	\$0	\$0	\$0	\$0	\$0	\$0
<b>TOTAL</b>	<b>\$0</b>	<b>\$0</b>	<b>\$0</b>	<b>\$0</b>	<b>\$0</b>	<b>\$0</b>	<b>\$0</b>	<b>\$0</b>	<b>\$0</b>
<b>GPR SUPPORT</b>	<b>\$316,600</b>	<b>\$9,400</b>	<b>\$107,000</b>	<b>\$0</b>	<b>\$0</b>	<b>\$0</b>	<b>\$0</b>	<b>\$0</b>	<b>\$433,000</b>
<b>F.T.E. STAFF</b>	<b>2.000</b>	<b>0.000</b>	<b>1.000</b>	<b>0.000</b>	<b>0.000</b>	<b>0.000</b>	<b>0.000</b>	<b>0.000</b>	<b>3.000</b>
<b>NARRATIVE INFORMATION ABOUT DECISION ITEMS</b>							<b>Expenditures</b>	<b>Revenue</b>	<b>GPR Support</b>
<b>2024 BUDGET BASE</b>							\$316,600	\$0	\$316,600
DI #	EXEC-ENRG-1	Personnel Cost Changes							
DEPT							\$0	\$0	\$0
EXEC	Adjust personnel costs to reflect a 4.5% cost of living increase for County employees in 2024. Also, adjust personnel costs to reflect new retirement (WRS) rates and negotiated handbook changes in effect for 2024.						\$9,400	\$0	\$9,400
ADOPTED	Approved as Recommended						\$0	\$0	\$0
<b>NET DI # EXEC-ENRG-1</b>							<b>\$9,400</b>	<b>\$0</b>	<b>\$9,400</b>

<b>Dept:</b>	County Executive	09	<b>Fund Name:</b>	General Fund
<b>Prgm:</b>	Office of Energy & Climate Change	105/00	<b>Fund No.:</b>	1110

<b>NARRATIVE INFORMATION ABOUT DECISION ITEMS, cont.</b>			Expenditures	Revenues	GPR Support
DI #	EXEC-ENRG-2	ENERGY SPECIALIST			
DEPT			\$0	\$0	\$0
EXEC	Add a 1.0 FTE Energy Specialist.		\$107,000	\$0	\$107,000
ADOPTED	Approved as Recommended		\$0	\$0	\$0
	NET DI #	EXEC-ENRG-2	\$107,000	\$0	\$107,000

--	--	--	--	--	--

<b>2024 ADOPTED BUDGET</b>			\$433,000	\$0	\$433,000
----------------------------	--	--	-----------	-----	-----------

Dept:	County Executive	09	COUNTY OF DANE			Fund Name:	General Fund		
Prgm:	Cultural Affairs	108/03				Fund No:	1110		
<b>Mission:</b>									
To support public participation in local arts and historical activity; increase public access to the cultural resources of the county; and forge working alliances among the arts producers, cultural institutions, businesses and governmental units of Dane County.									
<b>Description:</b>									
Recognizing that artistic enterprise is vital to a strong economy, that the rich and diverse cultural assets of Dane County are indispensable to the public welfare, and that county government maintains an interest in the development and preservation of these resources, the Dane County Board of Supervisors established the Cultural Affairs Commission in 1977. The County Executive appoints the Commissioners, who are approved by County Board. The Commission serves the public through three program areas. Grants: Grants are awarded on a competitive basis two times a year to individuals and nonprofit organizations seeking supplementary support for arts and historical projects. Commission-sponsored projects: These include commissioned art and placement of artwork by Wisconsin artists on governmental publications. Information & referral services: The Commission publishes an annual art poster, an annual art calendar, and produces other materials which promote cultural events and resources.									
	Actual 2022	Adopted 2023	2022 Carry Forward	Board Transfers	Budget As Modified	2023 YTD	Estimated 2023	Executive Recommended	
<b>PROGRAM EXPENDITURES</b>									
Personnel Costs	\$180,897	\$256,500	\$0	\$0	\$256,500	\$55,757	\$256,060	\$276,800	
Operating Expenses	\$158,814	\$149,900	\$54,170	\$0	\$204,070	\$41,495	\$204,070	\$142,274	
Contractual Services	\$228,478	\$181,150	\$210	\$30,000	\$211,360	\$4,000	\$211,360	\$181,150	
Operating Capital	\$0	\$0	\$0	\$0	\$0	\$0	\$0	\$0	
<b>TOTAL</b>	<b>\$568,189</b>	<b>\$587,550</b>	<b>\$54,380</b>	<b>\$30,000</b>	<b>\$671,930</b>	<b>\$101,252</b>	<b>\$671,490</b>	<b>\$600,224</b>	
<b>PROGRAM REVENUE</b>									
Taxes	\$0	\$0	\$0	\$0	\$0	\$0	\$0	\$0	
Intergovernmental Revenue	\$0	\$0	\$0	\$0	\$0	\$0	\$0	\$0	
Licenses & Permits	\$0	\$0	\$0	\$0	\$0	\$0	\$0	\$0	
Fines, Forfeits & Penalties	\$0	\$0	\$0	\$0	\$0	\$0	\$0	\$0	
Public Charges for Services	\$171,378	\$175,184	\$0	\$30,000	\$205,184	\$34,449	\$205,184	\$175,184	
Miscellaneous	\$7,125	\$0	\$0	\$0	\$0	\$8,575	\$8,575	\$0	
Other Financing Sources	\$0	\$0	\$0	\$0	\$0	\$0	\$0	\$0	
<b>TOTAL</b>	<b>\$178,503</b>	<b>\$175,184</b>	<b>\$0</b>	<b>\$30,000</b>	<b>\$205,184</b>	<b>\$43,024</b>	<b>\$213,759</b>	<b>\$175,184</b>	
<b>GPR SUPPORT</b>	<b>\$389,687</b>	<b>\$412,366</b>			<b>\$466,746</b>			<b>\$425,040</b>	
F.T.E. STAFF	1.500	2.000					2.000	2.000	

<b>Dept:</b> County Executive	09	<b>Fund Name:</b> General Fund
<b>Prgm:</b> Cultural Affairs	108/03	<b>Fund No.:</b> 1110

DI#	2024 Base	Net Decision Items							2024 Adopted Budget	
		01	02	03	04	05	06	07		
<b>PROGRAM EXPENDITURES</b>										
Personnel Costs	\$267,200	\$9,600	\$0	\$0	\$0	\$0	\$0	\$0	\$0	\$276,800
Operating Expenses	\$142,274	\$0	\$41,900	\$0	\$0	\$0	\$0	\$0	\$0	\$184,174
Contractual Services	\$181,150	\$0	\$0	\$0	\$0	\$0	\$0	\$0	\$0	\$181,150
Operating Capital	\$0	\$0	\$0	\$0	\$0	\$0	\$0	\$0	\$0	\$0
<b>TOTAL</b>	<b>\$590,624</b>	<b>\$9,600</b>	<b>\$41,900</b>	<b>\$0</b>	<b>\$0</b>	<b>\$0</b>	<b>\$0</b>	<b>\$0</b>	<b>\$0</b>	<b>\$642,124</b>
<b>PROGRAM REVENUE</b>										
Taxes	\$0	\$0	\$0	\$0	\$0	\$0	\$0	\$0	\$0	\$0
Intergovernmental Revenue	\$0	\$0	\$0	\$0	\$0	\$0	\$0	\$0	\$0	\$0
Licenses & Permits	\$0	\$0	\$0	\$0	\$0	\$0	\$0	\$0	\$0	\$0
Fines, Forfeits & Penalties	\$0	\$0	\$0	\$0	\$0	\$0	\$0	\$0	\$0	\$0
Public Charges for Services	\$175,184	\$0	\$0	\$0	\$0	\$0	\$0	\$0	\$0	\$175,184
Miscellaneous	\$0	\$0	\$0	\$0	\$0	\$0	\$0	\$0	\$0	\$0
Other Financing Sources	\$0	\$0	\$0	\$0	\$0	\$0	\$0	\$0	\$0	\$0
<b>TOTAL</b>	<b>\$175,184</b>	<b>\$0</b>	<b>\$0</b>	<b>\$0</b>	<b>\$0</b>	<b>\$0</b>	<b>\$0</b>	<b>\$0</b>	<b>\$0</b>	<b>\$175,184</b>
<b>GPR SUPPORT</b>	<b>\$415,440</b>	<b>\$9,600</b>	<b>\$41,900</b>	<b>\$0</b>	<b>\$0</b>	<b>\$0</b>	<b>\$0</b>	<b>\$0</b>	<b>\$0</b>	<b>\$466,940</b>
<b>F.T.E. STAFF</b>	<b>2.000</b>	<b>0.000</b>	<b>0.000</b>	<b>0.000</b>	<b>0.000</b>	<b>0.000</b>	<b>0.000</b>	<b>0.000</b>	<b>0.000</b>	<b>2.000</b>

**NARRATIVE INFORMATION ABOUT DECISION ITEMS**

		Expenditures	Revenue	GPR Support
<b>2024 BUDGET BASE</b>		\$590,624	\$175,184	\$415,440
DI #	EXEC-CULT-1 Personnel Cost Changes	\$0	\$0	\$0
DEPT				
EXEC	Adjust personnel costs to reflect a 4.5% cost of living increase for County employees in 2024. Also, adjust personnel costs to reflect new retirement (WRS) rates and negotiated handbook changes in effect for 2024.	\$9,600	\$0	\$9,600
ADOPTED	Approved as Recommended	\$0	\$0	\$0
NET DI # EXEC-CULT-1		\$9,600	\$0	\$9,600



<b>Dept:</b>	County Executive	09	<b>Fund Name:</b>	General Fund		
<b>Prgm:</b>	Cultural Affairs	108/03	<b>Fund No.:</b>	1110		
<b>NARRATIVE INFORMATION ABOUT DECISION ITEMS, cont.</b>			<b>Expenditures</b>	<b>Revenues</b>	<b>GPR Support</b>	
DI #	EXEC-CULT-2	Lussier Trust Expense				
DEPT			\$0	\$0	\$0	
EXEC			\$0	\$0	\$0	
ADOPTED	Increase expenditures in the Cultural Affairs Office by \$41,900 in the Lussier Trust Expense line and remove footnote 09-07 from position 3235 so that the position is fully funded by GPR.		\$41,900	\$0	\$41,900	
	NET DI #	EXEC-CULT-2	\$41,900	\$0	\$41,900	
<b>2024 ADOPTED BUDGET</b>			\$642,124	\$175,184	\$466,940	

# Office for Equity and Inclusion

Office for Equity and Inclusion

Division/Program	FTE	Expenditures	Program Specific Revenues	General Purpose Revenues
<b>Office for Equity &amp; Inclusion</b>	<b>8.00</b>	<b>\$1,679,884</b>	<b>\$41,000</b>	<b>\$1,638,884 Appropriation</b>

<b>Dept:</b>	Office for Equity & Inclusion	10	<b>COUNTY OF DANE</b>	<b>Fund Name:</b>	General Fund
<b>Prgm:</b>	Office for Equity & Inclusion	000/00		<b>Fund No:</b>	1110

Mission: To work with elected officials, such as the County Executive, the County Board, Sheriff, District Attorney as well as county departments, community-based organizations and Dane County residents on improving the County's efforts in promoting racial, gender and disability equality in the county's workforce, contracting and service opportunities.

Description: The Office for Equity & Inclusion furthers Dane County's proven and ongoing commitment to addressing racial, gender and disability disparities. The Office directs Dane County's Equal Opportunity, Affirmative Action, Contract Compliance and Civil Rights compliance functions in order to achieve the most effective outcomes to affirmatively enhance employment and contracting opportunities for minority persons, women, and people with disabilities within County government, in addition to ensuring a safe and harassment free workplace for all county employees. The Office plays a critical role in supporting all county departments, including those led by constitutional officers in developing and implementing a countywide equity plan, conducting policy and program assessment of equity initiatives, and providing ongoing technical support and training. The Office also develops and administers community wide programs which enhance the opportunities for minority persons, women, and people with disabilities in employment, housing, recreation, and economic development with the assistance of the Dane County Equal Opportunity Commission, OEI Advisory Committee and the Racial Equity Strategic planning committees.

	Actual 2022	Adopted 2023	2022 Carry Forward	Board Transfers	Budget As Modified	2023 YTD	Estimated 2023	Executive Recommended
<b>PROGRAM EXPENDITURES</b>								
Personnel Costs	\$857,006	\$1,015,300	\$0	\$0	\$1,015,300	\$286,734	\$998,660	\$1,077,700
Operating Expenses	\$277,712	\$284,612	\$183,530	\$0	\$468,142	\$54,482	\$468,663	\$339,612
Contractual Services	\$104,094	\$71,972	\$18,286	\$0	\$90,258	\$0	\$90,258	\$71,272
Operating Capital	\$0	\$0	\$0	\$0	\$0	\$0	\$0	\$0
<b>TOTAL</b>	<b>\$1,238,812</b>	<b>\$1,371,884</b>	<b>\$201,816</b>	<b>\$0</b>	<b>\$1,573,700</b>	<b>\$341,216</b>	<b>\$1,557,581</b>	<b>\$1,488,584</b>
<b>PROGRAM REVENUE</b>								
Taxes	\$0	\$0	\$0	\$0	\$0	\$0	\$0	\$0
Intergovernmental Revenue	\$0	\$0	\$0	\$0	\$0	\$0	\$0	\$0
Licenses & Permits	\$0	\$0	\$0	\$0	\$0	\$0	\$0	\$0
Fines, Forfeits & Penalties	\$0	\$0	\$0	\$0	\$0	\$0	\$0	\$0
Public Charges for Services	\$0	\$0	\$0	\$0	\$0	\$0	\$0	\$0
Miscellaneous	\$1,404	\$0	\$0	\$0	\$0	\$0	\$0	\$0
Other Financing Sources	\$0	\$0	\$0	\$0	\$0	\$0	\$0	\$0
<b>TOTAL</b>	<b>\$1,404</b>	<b>\$0</b>	<b>\$0</b>	<b>\$0</b>	<b>\$0</b>	<b>\$0</b>	<b>\$0</b>	<b>\$0</b>
<b>GPR SUPPORT</b>	<b>\$1,237,408</b>	<b>\$1,371,884</b>			<b>\$1,573,700</b>			<b>\$1,488,584</b>
<b>F.T.E. STAFF</b>	<b>6.500</b>	<b>7.000</b>					<b>7.000</b>	<b>7.000</b>

<b>Dept:</b>	Office for Equity & Inclusion	10	<b>Fund Name:</b>	General Fund
<b>Prgm:</b>	Office for Equity & Inclusion	000/00	<b>Fund No.:</b>	1110

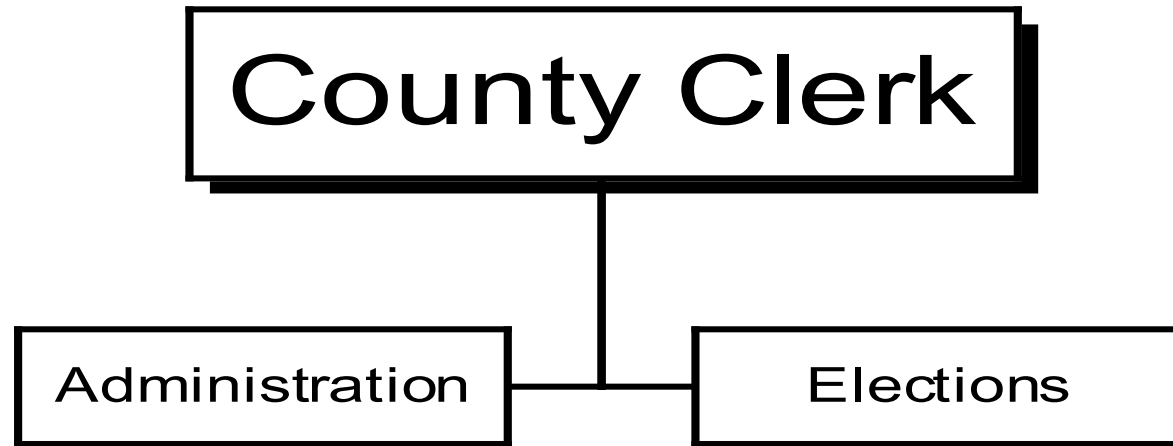
DI#	2024 Base	Net Decision Items							2024 Adopted Budget
		01	02	03	04	05	06	07	
<b>PROGRAM EXPENDITURES</b>									
Personnel Costs	\$1,029,900	\$47,800	\$0	\$0	\$0	\$0	\$130,300	\$0	\$1,208,000
Operating Expenses	\$284,612	\$0	\$25,000	\$30,000	\$41,000	\$20,000	\$0	\$0	\$400,612
Contractual Services	\$71,272	\$0	\$0	\$0	\$0	\$0	\$0	\$0	\$71,272
Operating Capital	\$0	\$0	\$0	\$0	\$0	\$0	\$0	\$0	\$0
<b>TOTAL</b>	<b>\$1,385,784</b>	<b>\$47,800</b>	<b>\$25,000</b>	<b>\$30,000</b>	<b>\$41,000</b>	<b>\$20,000</b>	<b>\$130,300</b>	<b>\$0</b>	<b>\$1,679,884</b>
<b>PROGRAM REVENUE</b>									
Taxes	\$0	\$0	\$0	\$0	\$0	\$0	\$0	\$0	\$0
Intergovernmental Revenue	\$0	\$0	\$0	\$0	\$41,000	\$0	\$0	\$0	\$41,000
Licenses & Permits	\$0	\$0	\$0	\$0	\$0	\$0	\$0	\$0	\$0
Fines, Forfeits & Penalties	\$0	\$0	\$0	\$0	\$0	\$0	\$0	\$0	\$0
Public Charges for Services	\$0	\$0	\$0	\$0	\$0	\$0	\$0	\$0	\$0
Miscellaneous	\$0	\$0	\$0	\$0	\$0	\$0	\$0	\$0	\$0
Other Financing Sources	\$0	\$0	\$0	\$0	\$0	\$0	\$0	\$0	\$0
<b>TOTAL</b>	<b>\$0</b>	<b>\$0</b>	<b>\$0</b>	<b>\$0</b>	<b>\$41,000</b>	<b>\$0</b>	<b>\$0</b>	<b>\$0</b>	<b>\$41,000</b>
<b>GPR SUPPORT</b>	<b>\$1,385,784</b>	<b>\$47,800</b>	<b>\$25,000</b>	<b>\$30,000</b>	<b>\$0</b>	<b>\$20,000</b>	<b>\$130,300</b>	<b>\$0</b>	<b>\$1,638,884</b>
<b>F.T.E. STAFF</b>	<b>7.000</b>	<b>0.000</b>	<b>0.000</b>	<b>0.000</b>	<b>0.000</b>	<b>0.000</b>	<b>1.000</b>	<b>0.000</b>	<b>8.000</b>

**NARRATIVE INFORMATION ABOUT DECISION ITEMS**

		Expenditures	Revenue	GPR Support
<b>2024 BUDGET BASE</b>		\$1,385,784	\$0	\$1,385,784
DI #	OEI-OEI-1 Personnel Cost Changes			
DEPT		\$0	\$0	\$0
EXEC	Adjust personnel costs to reflect a 4.5% cost of living increase for County employees in 2024. Also, adjust personnel costs to reflect new retirement (WRS) rates and negotiated handbook changes in effect for 2024.	\$47,800	\$0	\$47,800
ADOPTED	Approved as Recommended	\$0	\$0	\$0
<b>NET DI # OEI-OEI-1</b>		<b>\$47,800</b>	<b>\$0</b>	<b>\$47,800</b>

Dept:		Office for Equity & Inclusion	10	Fund Name:		General Fund	
Prgm:		Office for Equity & Inclusion	000/00	Fund No.:		1110	
NARRATIVE INFORMATION ABOUT DECISION ITEMS, cont.				Expenditures	Revenues	GPR Support	
DI #	OEI-OEI-2	DRIVER LICENSE SCHOLARSHIP PROGRAM					
DEPT				\$0	\$0	\$0	
EXEC	Increase expenditures by \$25,000 to support the driver's license scholarship program.			\$25,000	\$0	\$25,000	
ADOPTED	Approved as Recommended			\$0	\$0	\$0	
			NET DI #	OEI-OEI-2	\$25,000	\$0	\$25,000
DI #	OEI-OEI-3	REALLOCATION FROM HS FOR LAFOLLETTE HS					
DEPT				\$0	\$0	\$0	
EXEC	Reallocate \$30,000 from the Department of Human Services that has been targeted for community intervention at LaFollette High School.			\$30,000	\$0	\$30,000	
ADOPTED	Approved as Recommended			\$0	\$0	\$0	
			NET DI #	OEI-OEI-3	\$30,000	\$0	\$30,000
DI #	OEI-OEI-4	Birth Cost Recovery Outreach					
DEPT				\$0	\$0	\$0	
EXEC				\$0	\$0	\$0	
ADOPTED	Increase expenditures and ARP revenues on a one-time basis in the Office for Equity and Inclusion by \$41,000 to fund an outreach campaign surrounding the elimination of Birth Cost Recovery and decrease expenditures for Second Harvest Food Bank and ARP revenue in the Department of Administration by \$41,000.			\$41,000	\$41,000	\$0	
			NET DI #	OEI-OEI-4	\$41,000	\$41,000	\$0

<b>Dept:</b>	Office for Equity & Inclusion	10	<b>Fund Name:</b>	General Fund		
<b>Prgm:</b>	Office for Equity & Inclusion	000/00	<b>Fund No.:</b>	1110		
<b>NARRATIVE INFORMATION ABOUT DECISION ITEMS, cont.</b>			<b>Expenditures</b>	<b>Revenues</b>	<b>GPR Support</b>	
DI #	OEI-OEI-5	PIE Food Grants				
DEPT			\$0	\$0	\$0	
EXEC			\$0	\$0	\$0	
ADOPTED	Increase expenditures by \$20,000 for the Partners in Equity Food grant program.		\$20,000	\$0	\$20,000	
	NET DI #	OEI-OEI-5	\$20,000	\$0	\$20,000	
DI #	OEI-OEI-6	Language Access and Reporting Specialist				
DEPT			\$0	\$0	\$0	
EXEC			\$0	\$0	\$0	
ADOPTED	Increase expenditures and position authority in the Office of Equity and Inclusion to add 1.0 FTE Language Access Program and Reporting Specialist. The position is being moved from Administration, Employee Relations.		\$130,300	\$0	\$130,300	
	NET DI #	OEI-OEI-6	\$130,300	\$0	\$130,300	
<b>2024 ADOPTED BUDGET</b>			\$1,679,884	\$41,000	\$1,638,884	



Division/Program	FTE	Expenditures	Program Specific Revenues	General Purpose Revenues	
Administration	4.250	\$690,300	\$133,800	\$556,500	
Elections	0.750	\$835,800	\$175,900	\$659,900	
<b>County Clerk - Total</b>	<b>5.000</b>	<b>\$1,526,100</b>	<b>\$309,700</b>	<b>\$1,216,400</b>	<b>Appropriation</b>

<b>Dept:</b>	County Clerk	12	<b>COUNTY OF DANE</b>	<b>Fund Name:</b>	General Fund
<b>Prgm:</b>	Administration	110/00		<b>Fund No:</b>	1110

Mission:

To provide efficient, effective, accountable, professional, and responsible service in a continuously improving manner to the public in the issuance of marriage licenses and distribution of dog licenses. The County Clerk is also statutorily the secretary for the County Board of Supervisors, and as such, is the preparer of the County Board Proceedings and the custodian of County Board records.

Description:

Under Chapter 59.17 of the Wisconsin Statutes, the Clerk's responsibilities include these areas: coordinating county-wide elections (see Elections Program page); issuing marriage licenses (issuing approximately 3,000 annually, and collecting and paying funds); administering the dog licenses (receiving and distributing licenses to municipal treasurers). Finally, the Clerk serves as recording secretary to the County Board of Supervisors, monitors compliance with open meetings and records laws and maintains files of contracts, resolutions, ordinances, committee minutes and other documents.

	Actual 2022	Adopted 2023	2022 Carry Forward	Board Transfers	Budget As Modified	2023 YTD	Estimated 2023	Executive Recommended
<b>PROGRAM EXPENDITURES</b>								
Personnel Costs	\$532,395	\$603,400	\$0	\$0	\$603,400	\$174,907	\$598,119	\$638,100
Operating Expenses	\$13,817	\$40,300	\$0	\$0	\$40,300	\$5,723	\$40,300	\$40,300
Contractual Services	\$5,211	\$12,900	\$0	\$0	\$12,900	\$498	\$12,900	\$11,900
Operating Capital	\$0	\$0	\$0	\$0	\$0	\$0	\$0	\$0
<b>TOTAL</b>	<b>\$551,422</b>	<b>\$656,600</b>	<b>\$0</b>	<b>\$0</b>	<b>\$656,600</b>	<b>\$181,128</b>	<b>\$651,319</b>	<b>\$690,300</b>
<b>PROGRAM REVENUE</b>								
Taxes	\$0	\$0	\$0	\$0	\$0	\$0	\$0	\$0
Intergovernmental Revenue	\$0	\$0	\$0	\$0	\$0	\$0	\$0	\$0
Licenses & Permits	\$141,255	\$136,500	\$0	\$0	\$136,500	\$28,450	\$136,500	\$131,600
Fines, Forfeits & Penalties	\$0	\$0	\$0	\$0	\$0	\$0	\$0	\$0
Public Charges for Services	\$563	\$1,200	\$0	\$0	\$1,200	\$0	\$1,200	\$200
Miscellaneous	\$3,351	\$2,000	\$0	\$0	\$2,000	\$660	\$2,000	\$2,000
Other Financing Sources	\$0	\$0	\$0	\$0	\$0	\$0	\$0	\$0
<b>TOTAL</b>	<b>\$145,169</b>	<b>\$139,700</b>	<b>\$0</b>	<b>\$0</b>	<b>\$139,700</b>	<b>\$29,110</b>	<b>\$139,700</b>	<b>\$133,800</b>
<b>GPR SUPPORT</b>	<b>\$406,253</b>	<b>\$516,900</b>			<b>\$516,900</b>			<b>\$556,500</b>
<b>F.T.E. STAFF</b>	<b>5.000</b>	<b>5.000</b>					<b>5.000</b>	<b>5.000</b>



<b>Dept:</b>	County Clerk	12							<b>Fund Name:</b>	General Fund	
<b>Prgm:</b>	Administration	110/00							<b>Fund No.:</b>	1110	
DI#	2024 Base	Net Decision Items							2024 Adopted Budget		
		01	02	03	04	05	06	07			
<b>PROGRAM EXPENDITURES</b>											
Personnel Costs	\$617,200	\$0	\$0	\$0	\$0	\$20,900	\$0	\$0	\$0	\$638,100	
Operating Expenses	\$40,300	\$0	\$0	\$0	\$0	\$0	\$0	\$0	\$0	\$40,300	
Contractual Services	\$11,900	\$0	\$0	\$0	\$0	\$0	\$0	\$0	\$0	\$11,900	
Operating Capital	\$0	\$0	\$0	\$0	\$0	\$0	\$0	\$0	\$0	\$0	
<b>TOTAL</b>	<b>\$669,400</b>	<b>\$0</b>	<b>\$0</b>	<b>\$0</b>	<b>\$0</b>	<b>\$20,900</b>	<b>\$0</b>	<b>\$0</b>	<b>\$0</b>	<b>\$690,300</b>	
<b>PROGRAM REVENUE</b>											
Taxes	\$0	\$0	\$0	\$0	\$0	\$0	\$0	\$0	\$0	\$0	
Intergovernmental Revenue	\$0	\$0	\$0	\$0	\$0	\$0	\$0	\$0	\$0	\$0	
Licenses & Permits	\$136,500	(\$5,000)	\$100	\$0	\$0	\$0	\$0	\$0	\$0	\$131,600	
Fines, Forfeits & Penalties	\$0	\$0	\$0	\$0	\$0	\$0	\$0	\$0	\$0	\$0	
Public Charges for Services	\$1,200	\$0	\$0	(\$400)	(\$600)	\$0	\$0	\$0	\$0	\$200	
Miscellaneous	\$2,000	\$0	\$0	\$0	\$0	\$0	\$0	\$0	\$0	\$2,000	
Other Financing Sources	\$0	\$0	\$0	\$0	\$0	\$0	\$0	\$0	\$0	\$0	
<b>TOTAL</b>	<b>\$139,700</b>	<b>(\$5,000)</b>	<b>\$100</b>	<b>(\$400)</b>	<b>(\$600)</b>	<b>\$0</b>	<b>\$0</b>	<b>\$0</b>	<b>\$0</b>	<b>\$133,800</b>	
<b>GPR SUPPORT</b>	<b>\$529,700</b>	<b>\$5,000</b>	<b>(\$100)</b>	<b>\$400</b>	<b>\$600</b>	<b>\$20,900</b>	<b>\$0</b>	<b>\$0</b>	<b>\$0</b>	<b>\$556,500</b>	
<b>F.T.E. STAFF</b>	<b>5.000</b>	<b>0.000</b>	<b>0.000</b>	<b>0.000</b>	<b>0.000</b>	<b>0.000</b>	<b>0.000</b>	<b>0.000</b>	<b>0.000</b>	<b>5.000</b>	
<b>NARRATIVE INFORMATION ABOUT DECISION ITEMS</b>							<b>Expenditures</b>	<b>Revenue</b>	<b>GPR Support</b>		
<b>2024 BUDGET BASE</b>							\$669,400	\$139,700	\$529,700		
DI #	CLRK-ADMN-1		Marriage License Waivers								
DEPT	Changes to the State statutes as they relate to marriage license waivers has reduced the number of waivers being issued.						\$0	(\$5,000)	\$5,000		
EXEC	Approved as Requested						\$0	\$0	\$0		
ADOPTED	Approved as Recommended						\$0	\$0	\$0		
NET DI # CLRK-ADMN-1							\$0	(\$5,000)	\$5,000		

<b>Dept:</b>	County Clerk	12	<b>Fund Name:</b>	General Fund		
<b>Prgm:</b>	Administration	110/00	<b>Fund No.:</b>	1110		
<b>NARRATIVE INFORMATION ABOUT DECISION ITEMS, cont.</b>			<b>Expenditures</b>	<b>Revenues</b>	<b>GPR Support</b>	
DI #	CLRK-ADMN-2	Domestic Partnership Terminations				
DEPT	Adding revenue to keep the account active		\$0	\$100	(\$100)	
EXEC	Approved as Requested		\$0	\$0	\$0	
ADOPTED	Approved as Recommended		\$0	\$0	\$0	
		<b>NET DI #</b>	<b>CLRK-ADMN-2</b>	\$0	\$100	(\$100)
DI #	CLRK-ADMN-3	Copies/Postage Fees				
DEPT	Documents are being provided electronically.		\$0	(\$400)	\$400	
EXEC	Approved as Requested		\$0	\$0	\$0	
ADOPTED	Approved as Recommended		\$0	\$0	\$0	
		<b>NET DI #</b>	<b>CLRK-ADMN-3</b>	\$0	(\$400)	\$400
DI #	CLRK-ADMN-4	County Ordinances Books/Updates				
DEPT	Changes in County Ordinances have resulted in all code updates being provided electronically.		\$0	(\$600)	\$600	
EXEC	Approved as Requested		\$0	\$0	\$0	
ADOPTED	Approved as Recommended		\$0	\$0	\$0	
		<b>NET DI #</b>	<b>CLRK-ADMN-4</b>	\$0	(\$600)	\$600

<b>Dept:</b>	County Clerk	12	<b>Fund Name:</b>	General Fund		
<b>Prgm:</b>	Administration	110/00	<b>Fund No.:</b>	1110		
<b>NARRATIVE INFORMATION ABOUT DECISION ITEMS, cont.</b>			<b>Expenditures</b>	<b>Revenues</b>	<b>GPR Support</b>	
DI #	CLRK-ADMN-5	Personnel Cost Changes				
DEPT			\$0	\$0	\$0	
EXEC	Adjust personnel costs to reflect a 4.5% cost of living increase for County employees in 2024. Also, adjust personnel costs to reflect new retirement (WRS) rates and negotiated handbook changes in effect for 2024.		\$20,900	\$0	\$20,900	
ADOPTED	Approved as Recommended		\$0	\$0	\$0	
	NET DI #	CLRK-ADMN-5	\$20,900	\$0	\$20,900	
<b>2024 ADOPTED BUDGET</b>			\$690,300	\$133,800	\$556,500	

<b>Dept:</b>	County Clerk	12	<b>COUNTY OF DANE</b>		<b>Fund Name:</b>	General Fund
<b>Prgm:</b>	Elections	112/00			<b>Fund No:</b>	1110

**Mission:** To provide information to the public and training to the municipal clerks and poll workers in the coordination of county-wide elections. To promote a county-wide election system for Dane County.

**Description:** Under Chapter 59.17 of the Wisconsin Statutes, the Clerk is responsible for coordinating county, state, and national elections, including publishing notices; preparing, printing and distributing ballots; tabulating returns; training poll workers and municipal clerks; monitoring candidate financial reports for county officers; and storing and maintaining election records. The Clerk is the filing officer for nomination papers and campaign finance reports for County elected offices. Through the filing of various election forms, the Clerk determines whether County candidates qualify for ballot placement. The Clerk, when not a candidate for elections, also serves as a member of the County Board of Canvassers.

	Actual 2022	Adopted 2023	2022 Carry Forward	Board Transfers	Budget As Modified	2023 YTD	Estimated 2023	Executive Recommended
<b>PROGRAM EXPENDITURES</b>								
Personnel Costs	\$97,256	\$118,300	\$0	\$0	\$118,300	\$29,314	\$116,893	\$131,100
Operating Expenses	\$248,827	\$201,700	\$0	\$0	\$201,700	\$147,989	\$201,700	\$632,200
Contractual Services	\$98,158	\$72,500	\$0	\$0	\$72,500	\$52,229	\$72,500	\$72,500
Operating Capital	\$0	\$0	\$0	\$0	\$0	\$0	\$0	\$0
<b>TOTAL</b>	<b>\$444,240</b>	<b>\$392,500</b>	<b>\$0</b>	<b>\$0</b>	<b>\$392,500</b>	<b>\$229,532</b>	<b>\$391,093</b>	<b>\$835,800</b>
<b>PROGRAM REVENUE</b>								
Taxes	\$0	\$0	\$0	\$0	\$0	\$0	\$0	\$0
Intergovernmental Revenue	\$144,300	\$120,900	\$0	\$0	\$120,900	\$36,200	\$120,900	\$125,900
Licenses & Permits	\$0	\$0	\$0	\$0	\$0	\$0	\$0	\$0
Fines, Forfeits & Penalties	\$0	\$0	\$0	\$0	\$0	\$0	\$0	\$0
Public Charges for Services	\$0	\$0	\$0	\$0	\$0	\$0	\$0	\$0
Miscellaneous	\$50,465	\$35,000	\$0	\$0	\$35,000	\$16,220	\$35,000	\$50,000
Other Financing Sources	\$0	\$0	\$0	\$0	\$0	\$0	\$0	\$0
<b>TOTAL</b>	<b>\$194,765</b>	<b>\$155,900</b>	<b>\$0</b>	<b>\$0</b>	<b>\$155,900</b>	<b>\$52,420</b>	<b>\$155,900</b>	<b>\$175,900</b>
<b>GPR SUPPORT</b>	<b>\$249,475</b>	<b>\$236,600</b>			<b>\$236,600</b>			<b>\$659,900</b>
<b>F.T.E. STAFF</b>	<b>5.000</b>	<b>5.000</b>					<b>5.000</b>	<b>5.000</b>

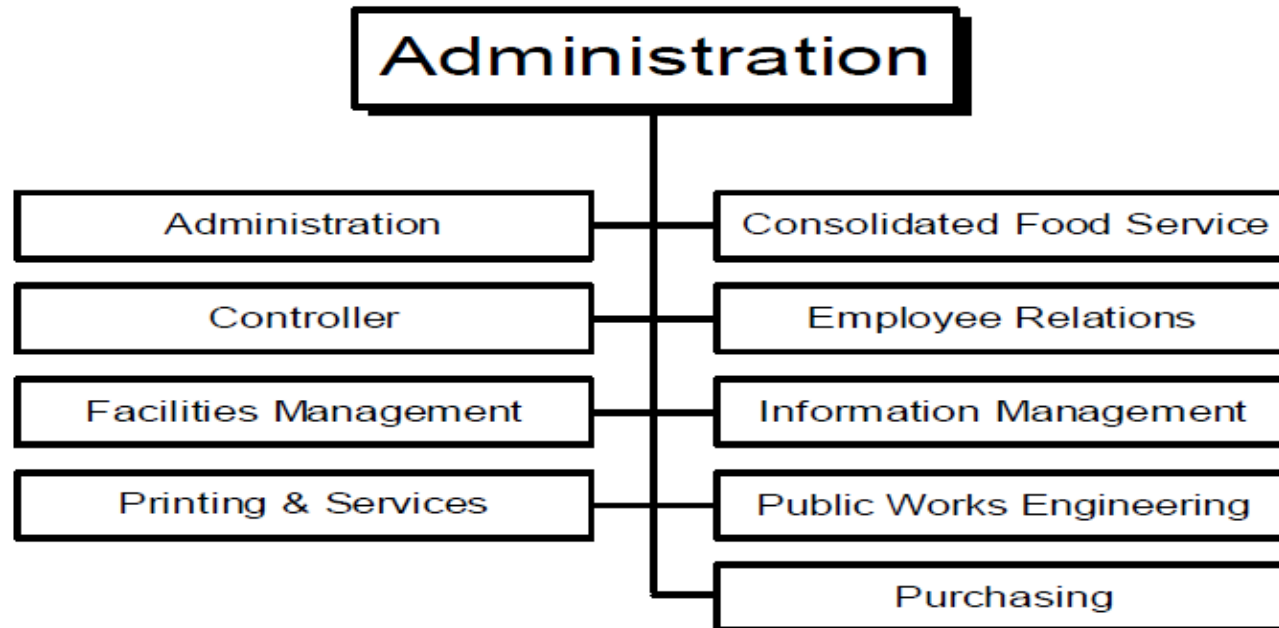
Dept: County Clerk		12							Fund Name: General Fund	
Prgm: Elections		112/00							Fund No.: 1110	
DI#	2024 Base	Net Decision Items							2024 Adopted Budget	
		01	02	03	04	05	06	07		
<b>PROGRAM EXPENDITURES</b>										
Personnel Costs	\$122,500	\$5,000	\$3,600	\$0	\$0	\$0	\$0	\$0	\$131,100	
Operating Expenses	\$201,700	\$430,500	\$0	\$0	\$0	\$0	\$0	\$0	\$632,200	
Contractual Services	\$72,500	\$0	\$0	\$0	\$0	\$0	\$0	\$0	\$72,500	
Operating Capital	\$0	\$0	\$0	\$0	\$0	\$0	\$0	\$0	\$0	
<b>TOTAL</b>	<b>\$396,700</b>	<b>\$435,500</b>	<b>\$3,600</b>	<b>\$0</b>	<b>\$0</b>	<b>\$0</b>	<b>\$0</b>	<b>\$0</b>	<b>\$835,800</b>	
<b>PROGRAM REVENUE</b>										
Taxes	\$0	\$0	\$0	\$0	\$0	\$0	\$0	\$0	\$0	
Intergovernmental Revenue	\$120,900	\$5,000	\$0	\$0	\$0	\$0	\$0	\$0	\$125,900	
Licenses & Permits	\$0	\$0	\$0	\$0	\$0	\$0	\$0	\$0	\$0	
Fines, Forfeits & Penalties	\$0	\$0	\$0	\$0	\$0	\$0	\$0	\$0	\$0	
Public Charges for Services	\$0	\$0	\$0	\$0	\$0	\$0	\$0	\$0	\$0	
Miscellaneous	\$35,000	\$15,000	\$0	\$0	\$0	\$0	\$0	\$0	\$50,000	
Other Financing Sources	\$0	\$0	\$0	\$0	\$0	\$0	\$0	\$0	\$0	
<b>TOTAL</b>	<b>\$155,900</b>	<b>\$20,000</b>	<b>\$0</b>	<b>\$0</b>	<b>\$0</b>	<b>\$0</b>	<b>\$0</b>	<b>\$0</b>	<b>\$175,900</b>	
<b>GPR SUPPORT</b>	<b>\$240,800</b>	<b>\$415,500</b>	<b>\$3,600</b>	<b>\$0</b>	<b>\$0</b>	<b>\$0</b>	<b>\$0</b>	<b>\$0</b>	<b>\$659,900</b>	
<b>F.T.E. STAFF</b>	<b>5.000</b>	<b>0.000</b>	<b>0.000</b>	<b>0.000</b>	<b>0.000</b>	<b>0.000</b>	<b>0.000</b>	<b>0.000</b>	<b>5.000</b>	
<b>NARRATIVE INFORMATION ABOUT DECISION ITEMS</b>							<b>Expenditures</b>	<b>Revenue</b>	<b>GPR Support</b>	
<b>2024 BUDGET BASE</b>							\$396,700	\$155,900	\$240,800	
DI #	CLRK-ELEC-1	Election Related Expenses								
DEPT	Adjust expenditures for additional costs for election related items.						\$435,500	\$20,000	\$415,500	
EXEC	Approved as Requested						\$0	\$0	\$0	
ADOPTED	Approved as Recommended						\$0	\$0	\$0	
NET DI # CLRK-ELEC-1							\$435,500	\$20,000	\$415,500	

<b>Dept:</b>	County Clerk	12	<b>Fund Name:</b>	General Fund
<b>Prgm:</b>	Elections	112/00	<b>Fund No.:</b>	1110

<b>NARRATIVE INFORMATION ABOUT DECISION ITEMS, cont.</b>	Expenditures	Revenues	GPR Support
--	--------------	----------	-------------

DI #	CLRK-ELEC-2	Personnel Cost Changes			
DEPT			\$0	\$0	\$0
EXEC	Adjust personnel costs to reflect a 4.5% cost of living increase for County employees in 2024. Also, adjust personnel costs to reflect new retirement (WRS) rates and negotiated handbook changes in effect for 2024.		\$3,600	\$0	\$3,600
ADOPTED	Approved as Recommended		\$0	\$0	\$0
	NET DI #	CLRK-ELEC-2	\$3,600	\$0	\$3,600

<b>2024 ADOPTED BUDGET</b>	\$835,800	\$175,900	\$659,900
----------------------------	-----------	-----------	-----------



Division/Program	FTE	Expenditures	Program Specific Revenues	General Purpose Revenues	
<b>General Fund</b>					
Administration	8.000	\$6,581,835	\$5,322,297	\$1,259,538	
Controller	9.000	\$1,741,506	\$21,677	\$1,719,829	
Employee Relations	14.000	\$2,282,040	\$56,700	\$2,225,340	
Information Management	47.000	\$10,509,300	\$1,412,368	\$9,096,932	
Purchasing	3.000	\$515,520	\$145,000	\$370,520	
Public Works Engineering	7.000	\$1,374,320	\$404,000	\$970,320	
<b>DOA - General Operations</b>	<b>88.000</b>	<b>\$23,004,521</b>	<b>\$7,362,042</b>	<b>\$15,642,479</b>	<b>Appropriation</b>
Administration	4.000	\$7,200	\$0	\$7,200	
Janitorial Services	30.000	\$4,049,100	\$2,111,300	\$1,937,800	
Maintenance & Construction	20.000	\$6,373,000	\$2,511,100	\$3,861,900	
<b>DOA - Facilities Management</b>	<b>54.000</b>	<b>\$10,429,300</b>	<b>\$4,622,400</b>	<b>\$5,806,900</b>	<b>Appropriation</b>
<b>Total General Fund</b>	<b>142.000</b>	<b>\$33,433,821</b>	<b>\$11,984,442</b>	<b>\$21,449,379</b>	<b>Memo Total</b>

Division/Program	FTE	Expenditures	Program Specific Revenues	Revenues Over/(Under) Expenses	
<b><i>Opiate Settlement Fund</i></b>					
Opiate Settlement	0.000	\$3,121,438	\$3,121,438	\$0	Appropriation
<b><i>Property &amp; Liability Insurance Fund</i></b>					
Property & Liability Insurance	0.000	\$3,043,200	\$3,043,200	\$0	Appropriation
<b><i>Printing &amp; Services Fund</i></b>					
Printing & Services	9.000	\$2,137,284	\$2,099,200	(\$38,084)	Appropriation
<b><i>Consolidated Food Services Fund</i></b>					
Consolidated Food Service	31.000	\$6,812,917	\$6,812,930	\$13	Appropriation
<b><i>Workers Compensation Fund</i></b>					
Workers Compensation	0.000	\$2,602,500	\$2,602,500	\$0	Appropriation
<b>Administration - Total</b>	<b>182.000</b>	<b>\$48,029,722</b>	<b>\$26,542,272</b>	<b>\$21,487,450</b>	<b>Memo Total</b>



Dept:	Administration	15	COUNTY OF DANE			Fund Name:	General Fund	
Prgm:	Administration	114/05				Fund No:	1110	
<u>Mission:</u>								
To provide management services that improve the effectiveness and efficiency of county government.								
<u>Description:</u>								
The Director of Administration oversees the department which includes the Controller, Employee Relations, Printing & Services, Purchasing, Information Management and Facilities Management Divisions, and the Office of the Director. Within the Director's Office is the Risk Management Office including county-wide ADA program activities and the Director of Policy and Program Improvement. The department provides centralized services for efficiency; establishes standards and administrative practices for all county departments to assure compliance with legal requirements and to promote effective and efficient operations; provides research and analysis to assist decision-makers in determining policy, plans, program authority, and budgets; operates a resource development program to maximize outside resources to meet county needs; and assists in problem-solving for employees and management, including formal consideration of third step grievances county-wide.								
	Actual 2022	Adopted 2023	2022 Carry Forward	Board Transfers	Budget As Modified	2023 YTD	Estimated 2023	Executive Recommended
<b>PROGRAM EXPENDITURES</b>								
Personnel Costs	\$1,180,455	\$1,402,200	\$0	\$0	\$1,402,200	\$358,833	\$1,383,182	\$1,539,100
Operating Expenses	\$3,884,175	\$6,014,035	\$529,208	\$0	\$6,543,243	\$1,154,775	\$6,543,244	\$6,029,035
Contractual Services	\$6,450,225	\$55,700	\$326,387	\$0	\$382,087	\$11,034	\$386,122	\$549,700
Operating Capital	\$0	\$0	\$0	\$0	\$0	\$0	\$0	\$0
<b>TOTAL</b>	<b>\$11,514,855</b>	<b>\$7,471,935</b>	<b>\$855,595</b>	<b>\$0</b>	<b>\$8,327,530</b>	<b>\$1,524,643</b>	<b>\$8,312,548</b>	<b>\$8,117,835</b>
<b>PROGRAM REVENUE</b>								
Taxes	\$0	\$0	\$0	\$0	\$0	\$0	\$0	\$0
Intergovernmental Revenue	\$10,695,956	\$6,343,297	\$728,591	\$0	\$7,071,888	\$1,150,000	\$7,071,889	\$6,858,297
Licenses & Permits	\$0	\$0	\$0	\$0	\$0	\$0	\$0	\$0
Fines, Forfeits & Penalties	\$0	\$0	\$0	\$0	\$0	\$0	\$0	\$0
Public Charges for Services	\$0	\$0	\$135,932	\$0	\$135,932	\$0	\$135,932	\$0
Miscellaneous	\$3,662	\$0	\$0	\$0	\$0	\$0	\$0	\$0
Other Financing Sources	\$0	\$0	\$0	\$0	\$0	\$0	\$0	\$0
<b>TOTAL</b>	<b>\$10,699,618</b>	<b>\$6,343,297</b>	<b>\$864,523</b>	<b>\$0</b>	<b>\$7,207,820</b>	<b>\$1,150,000</b>	<b>\$7,207,821</b>	<b>\$6,858,297</b>
<b>GPR SUPPORT</b>	<b>\$815,237</b>	<b>\$1,128,638</b>			<b>\$1,119,710</b>			<b>\$1,259,538</b>
<b>F.T.E. STAFF</b>	<b>7.000</b>	<b>8.000</b>					<b>8.000</b>	<b>8.000</b>

<b>Dept:</b> Administration	15	<b>Fund Name:</b> General Fund
<b>Prgm:</b> Administration	114/05	<b>Fund No.:</b> 1110

DI#	2024 Base	Net Decision Items							2024 Adopted Budget
		01	02	03	04	05	06	07	
<b>PROGRAM EXPENDITURES</b>									
Personnel Costs	\$1,475,300	\$63,800	\$0	\$0	\$0	\$0	\$0	\$0	\$1,539,100
Operating Expenses	\$14,035	\$0	\$4,479,000	\$0	\$0	\$0	\$0	\$0	\$4,493,035
Contractual Services	\$49,700	\$0	\$0	\$500,000	\$0	\$0	\$0	\$0	\$549,700
Operating Capital	\$0	\$0	\$0	\$0	\$0	\$0	\$0	\$0	\$0
<b>TOTAL</b>	<b>\$1,539,035</b>	<b>\$63,800</b>	<b>\$4,479,000</b>	<b>\$500,000</b>	<b>\$0</b>	<b>\$0</b>	<b>\$0</b>	<b>\$0</b>	<b>\$6,581,835</b>
<b>PROGRAM REVENUE</b>									
Taxes	\$0	\$0	\$0	\$0	\$0	\$0	\$0	\$0	\$0
Intergovernmental Revenue	\$343,297	\$0	\$4,479,000	\$500,000	\$0	\$0	\$0	\$0	\$5,322,297
Licenses & Permits	\$0	\$0	\$0	\$0	\$0	\$0	\$0	\$0	\$0
Fines, Forfeits & Penalties	\$0	\$0	\$0	\$0	\$0	\$0	\$0	\$0	\$0
Public Charges for Services	\$0	\$0	\$0	\$0	\$0	\$0	\$0	\$0	\$0
Miscellaneous	\$0	\$0	\$0	\$0	\$0	\$0	\$0	\$0	\$0
Other Financing Sources	\$0	\$0	\$0	\$0	\$0	\$0	\$0	\$0	\$0
<b>TOTAL</b>	<b>\$343,297</b>	<b>\$0</b>	<b>\$4,479,000</b>	<b>\$500,000</b>	<b>\$0</b>	<b>\$0</b>	<b>\$0</b>	<b>\$0</b>	<b>\$5,322,297</b>
<b>GPR SUPPORT</b>	<b>\$1,195,738</b>	<b>\$63,800</b>	<b>\$0</b>	<b>\$0</b>	<b>\$0</b>	<b>\$0</b>	<b>\$0</b>	<b>\$0</b>	<b>\$1,259,538</b>
<b>F.T.E. STAFF</b>	<b>8.000</b>	<b>0.000</b>	<b>0.000</b>	<b>0.000</b>	<b>0.000</b>	<b>0.000</b>	<b>0.000</b>	<b>0.000</b>	<b>8.000</b>

**NARRATIVE INFORMATION ABOUT DECISION ITEMS**

		Expenditures	Revenue	GPR Support
<b>2024 BUDGET BASE</b>		\$1,539,035	\$343,297	\$1,195,738
DI #	ADMN-ADMN-1 Personnel Cost Changes	\$0	\$0	\$0
DEPT				
EXEC	Adjust personnel costs to reflect a 4.5% cost of living increase for County employees in 2024. Also, adjust personnel costs to reflect new retirement (WRS) rates and negotiated handbook changes in effect for 2024.	\$63,800	\$0	\$63,800
ADOPTED	Approved as Recommended	\$0	\$0	\$0
NET DI # ADMN-ADMN-1		\$63,800	\$0	\$63,800

<b>Dept:</b>	Administration	15	<b>Fund Name:</b>	General Fund		
<b>Prgm:</b>	Administration	114/05	<b>Fund No.:</b>	1110		
<b>NARRATIVE INFORMATION ABOUT DECISION ITEMS, cont.</b>			<b>Expenditures</b>	<b>Revenues</b>	<b>GPR Support</b>	
DI #	ADMN-ADMN-2	Second Harvest ARP				
DEPT			\$0	\$0	\$0	
EXEC	Increase expenditures and revenues to reflect American Rescue Plan funding for Second Harvest in 2024.		\$6,015,000	\$6,015,000	\$0	
ADOPTED	Decrease ARP supported funding for Second Harvest Food bank by \$1,536,000 to be allocated to other amendments, including additional support for the Bayview Foundation (\$750,000), homeless services initiatives (\$557,500), outreach for the Birth Cost Recovery initiative (\$41,000) and food system planning initiative (\$187,500).		(\$1,536,000)	(\$1,536,000)	\$0	
		<b>NET DI #</b>	<b>ADMN-ADMN-2</b>	<b>\$4,479,000</b>	<b>\$4,479,000</b>	<b>\$0</b>
DI #	ADMN-ADMN-3	Badger Needs Network ARP				
DEPT			\$0	\$0	\$0	
EXEC	Increase expenditures and revenues to reflect American Rescue Plan funding for Badger Needs Network in 2024.		\$500,000	\$500,000	\$0	
ADOPTED	Approved as Recommended		\$0	\$0	\$0	
		<b>NET DI #</b>	<b>ADMN-ADMN-3</b>	<b>\$500,000</b>	<b>\$500,000</b>	<b>\$0</b>
<b>2024 ADOPTED BUDGET</b>			<b>\$6,581,835</b>	<b>\$5,322,297</b>	<b>\$1,259,538</b>	

<b>Dept:</b>	Administration	15	<b>COUNTY OF DANE</b>	<b>Fund Name:</b>	Opiate Settlement Revenue Fund
<b>Prgm:</b>	Opiate Settlement Revenue Fund	115/00		<b>Fund No:</b>	2500

Mission:  
The Opiate Settlement Fund was established to properly account for funds the county will receive under various settlements related to legal action against firms involved in the production, distribution and sale of opioid medications that have fueled a national opioid addiction crisis.

Description:

	Actual 2022	Adopted 2023	2022 Carry Forward	Board Transfers	Budget As Modified	2023 YTD	Estimated 2023	Executive Recommended
<b>PROGRAM EXPENDITURES</b>								
Personnel Costs	\$0	\$0	\$0	\$0	\$0	\$0	\$0	\$0
Operating Expenses	\$1,510,740	\$0	\$0	\$1,761,438	\$1,761,438	\$0	\$1,761,438	\$3,121,438
Contractual Services	\$0	\$0	\$0	\$0	\$0	\$0	\$0	\$0
Operating Capital	\$0	\$0	\$0	\$0	\$0	\$0	\$0	\$0
<b>TOTAL</b>	<b>\$1,510,740</b>	<b>\$0</b>	<b>\$0</b>	<b>\$1,761,438</b>	<b>\$1,761,438</b>	<b>\$0</b>	<b>\$1,761,438</b>	<b>\$3,121,438</b>
<b>PROGRAM REVENUE</b>								
Taxes	\$0	\$0	\$0	\$0	\$0	\$0	\$0	\$0
Intergovernmental Revenue	\$0	\$0	\$0	\$0	\$0	\$0	\$0	\$0
Licenses & Permits	\$0	\$0	\$0	\$0	\$0	\$0	\$0	\$0
Fines, Forfeits & Penalties	\$0	\$0	\$0	\$0	\$0	\$0	\$0	\$0
Public Charges for Services	\$0	\$0	\$0	\$0	\$0	\$0	\$0	\$0
Miscellaneous	\$3,905,236	\$0	\$0	\$1,761,438	\$1,761,438	\$36,356	\$1,797,795	\$3,121,438
Other Financing Sources	\$0	\$0	\$0	\$0	\$0	\$0	\$0	\$0
<b>TOTAL</b>	<b>\$3,905,236</b>	<b>\$0</b>	<b>\$0</b>	<b>\$1,761,438</b>	<b>\$1,761,438</b>	<b>\$36,356</b>	<b>\$1,797,795</b>	<b>\$3,121,438</b>
<b>GPR SUPPORT</b>	<b>(\$2,394,496)</b>	<b>\$0</b>			<b>\$0</b>			<b>\$0</b>
<b>F.T.E. STAFF</b>	<b>0.000</b>	<b>0.000</b>					<b>0.000</b>	<b>0.000</b>

Dept: Administration		15		Fund Name: Opiate Settlement Revenue Fund							
Prgrm: Opiate Settlement Revenue Fund		115/00		Fund No.: 2500							
DI#	2024 Base	Net Decision Items							2024 Adopted Budget		
		01	02	03	04	05	06	07			
<b>PROGRAM EXPENDITURES</b>											
Personnel Costs	\$0	\$0	\$0	\$0	\$0	\$0	\$0	\$0	\$0	\$0	
Operating Expenses	\$1,761,438	\$1,360,000	\$0	\$0	\$0	\$0	\$0	\$0	\$0	\$3,121,438	
Contractual Services	\$0	\$0	\$0	\$0	\$0	\$0	\$0	\$0	\$0	\$0	
Operating Capital	\$0	\$0	\$0	\$0	\$0	\$0	\$0	\$0	\$0	\$0	
<b>TOTAL</b>	<b>\$1,761,438</b>	<b>\$1,360,000</b>	<b>\$0</b>	<b>\$0</b>	<b>\$0</b>	<b>\$0</b>	<b>\$0</b>	<b>\$0</b>	<b>\$0</b>	<b>\$3,121,438</b>	
<b>PROGRAM REVENUE</b>											
Taxes	\$0	\$0	\$0	\$0	\$0	\$0	\$0	\$0	\$0	\$0	
Intergovernmental Revenue	\$0	\$0	\$0	\$0	\$0	\$0	\$0	\$0	\$0	\$0	
Licenses & Permits	\$0	\$0	\$0	\$0	\$0	\$0	\$0	\$0	\$0	\$0	
Fines, Forfeits & Penalties	\$0	\$0	\$0	\$0	\$0	\$0	\$0	\$0	\$0	\$0	
Public Charges for Services	\$0	\$0	\$0	\$0	\$0	\$0	\$0	\$0	\$0	\$0	
Miscellaneous	\$1,761,438	\$1,360,000	\$0	\$0	\$0	\$0	\$0	\$0	\$0	\$3,121,438	
Other Financing Sources	\$0	\$0	\$0	\$0	\$0	\$0	\$0	\$0	\$0	\$0	
<b>TOTAL</b>	<b>\$1,761,438</b>	<b>\$1,360,000</b>	<b>\$0</b>	<b>\$0</b>	<b>\$0</b>	<b>\$0</b>	<b>\$0</b>	<b>\$0</b>	<b>\$0</b>	<b>\$3,121,438</b>	
GPR SUPPORT	\$0	\$0	\$0	\$0	\$0	\$0	\$0	\$0	\$0	\$0	
F.T.E. STAFF	0.000	0.000	0.000	0.000	0.000	0.000	0.000	0.000	0.000	0.000	
<b>NARRATIVE INFORMATION ABOUT DECISION ITEMS</b>							Expenditures	Revenue	GPR Support		
<b>2024 BUDGET BASE</b>							\$1,761,438	\$1,761,438	\$0		
DI #	ADMN-OPIA-1	Opiate Settlement Revenue									
DEPT							\$0	\$0	\$0		
EXEC	Increase expenditures and revenues to reflect amount projected for Opiate Settlement revenue in 2024.						\$1,360,000	\$1,360,000	\$0		
ADOPTED	Approved as Recommended						\$0	\$0	\$0		
NET DI # ADMN-OPIA-1							\$1,360,000	\$1,360,000	\$0		
<b>2024 ADOPTED BUDGET</b>							\$3,121,438	\$3,121,438	\$0		

<b>Dept:</b>	Administration	15	<b>COUNTY OF DANE</b>	<b>Fund Name:</b>	Property & Liability Insurance
<b>Prgm:</b>	General Liability	145/00		<b>Fund No:</b>	5210

Mission:  
 To reduce Dane County government's exposure to liability from hazards beyond the control of the County, by utilizing various risk management techniques that include risk evaluation, risk avoidance, risk reduction, risk retention (self-insurance), or risk transfer (insurance and/or contractual).

Description:  
 Dane County purchases insurance coverage for many purposes: property, equipment, computer, boiler, aviation liability, professional liability for nurses, auto comprehensive, and workers compensation insurance for volunteers of Emergency Medical Services (EMS) districts throughout Dane County.

	Actual 2022	Adopted 2023	2022 Carry Forward	Board Transfers	Budget As Modified	2023 YTD	Estimated 2023	Executive Recommended
<b>PROGRAM EXPENDITURES</b>								
Personnel Costs	\$0	\$0	\$0	\$0	\$0	\$0	\$0	\$0
Operating Expenses	\$309,770	\$251,300	\$0	\$0	\$251,300	\$11,706	\$251,300	\$266,300
Contractual Services	\$3,851,361	\$2,959,900	\$0	\$0	\$2,959,900	\$1,975,312	\$3,237,429	\$2,776,900
Operating Capital	\$0	\$0	\$0	\$0	\$0	\$0	\$0	\$0
<b>TOTAL</b>	<b>\$4,161,130</b>	<b>\$3,211,200</b>	<b>\$0</b>	<b>\$0</b>	<b>\$3,211,200</b>	<b>\$1,987,019</b>	<b>\$3,488,729</b>	<b>\$3,043,200</b>
<b>PROGRAM REVENUE</b>								
Taxes	\$0	\$0	\$0	\$0	\$0	\$0	\$0	\$0
Intergovernmental Revenue	\$3,058,100	\$3,091,000	\$0	\$0	\$3,091,000	\$0	\$3,091,000	\$2,923,000
Licenses & Permits	\$0	\$0	\$0	\$0	\$0	\$0	\$0	\$0
Fines, Forfeits & Penalties	\$0	\$0	\$0	\$0	\$0	\$0	\$0	\$0
Public Charges for Services	\$0	\$0	\$0	\$0	\$0	\$0	\$0	\$0
Miscellaneous	\$319,384	\$120,200	\$0	\$0	\$120,200	\$167,757	\$183,114	\$120,200
Other Financing Sources	\$0	\$0	\$0	\$0	\$0	\$0	\$0	\$0
<b>TOTAL</b>	<b>\$3,377,484</b>	<b>\$3,211,200</b>	<b>\$0</b>	<b>\$0</b>	<b>\$3,211,200</b>	<b>\$167,757</b>	<b>\$3,274,114</b>	<b>\$3,043,200</b>
<b>REVENUE OVER/(UNDER) EXPENSES</b>	<b>(\$783,647)</b>	<b>\$0</b>			<b>\$0</b>			<b>\$0</b>
F.T.E. STAFF	0.000	0.000					0.000	0.000

Dept: Administration		15						Fund Name: Property & Liability Insurance	
Prgm: General Liability		145/00						Fund No.: 5210	
DI#	2024 Base	Net Decision Items							2024 Adopted Budget
		01	02	03	04	05	06	07	
<b>PROGRAM EXPENDITURES</b>									
Personnel Costs	\$0	\$0	\$0	\$0	\$0	\$0	\$0	\$0	\$0
Operating Expenses	\$266,300	\$0	\$0	\$0	\$0	\$0	\$0	\$0	\$266,300
Contractual Services	\$2,776,900	\$0	\$0	\$0	\$0	\$0	\$0	\$0	\$2,776,900
Operating Capital	\$0	\$0	\$0	\$0	\$0	\$0	\$0	\$0	\$0
<b>TOTAL</b>	<b>\$3,043,200</b>	<b>\$0</b>	<b>\$0</b>	<b>\$0</b>	<b>\$0</b>	<b>\$0</b>	<b>\$0</b>	<b>\$0</b>	<b>\$3,043,200</b>
<b>PROGRAM REVENUE</b>									
Taxes	\$0	\$0	\$0	\$0	\$0	\$0	\$0	\$0	\$0
Intergovernmental Revenue	\$2,923,000	\$0	\$0	\$0	\$0	\$0	\$0	\$0	\$2,923,000
Licenses & Permits	\$0	\$0	\$0	\$0	\$0	\$0	\$0	\$0	\$0
Fines, Forfeits & Penalties	\$0	\$0	\$0	\$0	\$0	\$0	\$0	\$0	\$0
Public Charges for Services	\$0	\$0	\$0	\$0	\$0	\$0	\$0	\$0	\$0
Miscellaneous	\$120,200	\$0	\$0	\$0	\$0	\$0	\$0	\$0	\$120,200
Other Financing Sources	\$0	\$0	\$0	\$0	\$0	\$0	\$0	\$0	\$0
<b>TOTAL</b>	<b>\$3,043,200</b>	<b>\$0</b>	<b>\$0</b>	<b>\$0</b>	<b>\$0</b>	<b>\$0</b>	<b>\$0</b>	<b>\$0</b>	<b>\$3,043,200</b>
<b>REVENUE OVER/(UNDER) EXPENSES</b>	<b>\$0</b>	<b>\$0</b>	<b>\$0</b>	<b>\$0</b>	<b>\$0</b>	<b>\$0</b>	<b>\$0</b>	<b>\$0</b>	<b>\$0</b>
<b>F.T.E. STAFF</b>	<b>0.000</b>	<b>0.000</b>	<b>0.000</b>	<b>0.000</b>	<b>0.000</b>	<b>0.000</b>	<b>0.000</b>	<b>0.000</b>	<b>0.000</b>
<b>NARRATIVE INFORMATION ABOUT DECISION ITEMS</b>							Expenditures	Revenue	Revenue Over/(Under) Expenses
<b>2024 BUDGET BASE</b>							\$3,043,200	\$3,043,200	\$0
<b>2024 ADOPTED BUDGET</b>							\$3,043,200	\$3,043,200	\$0

<b>Dept:</b>	Administration	15	<b>COUNTY OF DANE</b>	<b>Fund Name:</b>	Workers Compensation
<b>Prgm:</b>	Workers Compensation	146/00		<b>Fund No:</b>	5310

Mission:

To administer a self-insured workers compensation program as authorized by the Wisconsin Workers Compensation Act, Chapter 102 of the Wisconsin State Statutes.

Description:

The Workers Compensation program mandated by state law prescribes certain benefits due injured workers. The County self-finances the cost of this program. Fund costs are allocated to departments based on the type of work performed and actual loss experience, in order to encourage management to actively participate in loss control. The Department's Risk Management staff attempt to improve safety, process claims as due by law, control costs of claims, and assist injured workers to an early return to work.

	Actual 2022	Adopted 2023	2022 Carry Forward	Board Transfers	Budget As Modified	2023 YTD	Estimated 2023	Executive Recommended
<b>PROGRAM EXPENDITURES</b>								
Personnel Costs	\$0	\$0	\$0	\$0	\$0	\$0	\$0	\$0
Operating Expenses	\$2,169,404	\$2,287,500	\$0	\$0	\$2,287,500	\$721,461	\$2,382,556	\$2,287,500
Contractual Services	\$294,270	\$315,000	\$0	\$0	\$315,000	\$321,700	\$321,700	\$315,000
Operating Capital	\$0	\$0	\$0	\$0	\$0	\$0	\$0	\$0
<b>TOTAL</b>	<b>\$2,463,674</b>	<b>\$2,602,500</b>	<b>\$0</b>	<b>\$0</b>	<b>\$2,602,500</b>	<b>\$1,043,161</b>	<b>\$2,704,256</b>	<b>\$2,602,500</b>
<b>PROGRAM REVENUE</b>								
Taxes	\$0	\$0	\$0	\$0	\$0	\$0	\$0	\$0
Intergovernmental Revenue	\$2,571,030	\$2,600,000	\$0	\$0	\$2,600,000	\$0	\$2,600,000	\$2,600,000
Licenses & Permits	\$0	\$0	\$0	\$0	\$0	\$0	\$0	\$0
Fines, Forfeits & Penalties	\$0	\$0	\$0	\$0	\$0	\$0	\$0	\$0
Public Charges for Services	\$0	\$0	\$0	\$0	\$0	\$0	\$0	\$0
Miscellaneous	\$86,745	\$2,500	\$0	\$0	\$2,500	\$97,555	\$97,556	\$2,500
Other Financing Sources	\$0	\$0	\$0	\$0	\$0	\$0	\$0	\$0
<b>TOTAL</b>	<b>\$2,657,775</b>	<b>\$2,602,500</b>	<b>\$0</b>	<b>\$0</b>	<b>\$2,602,500</b>	<b>\$97,555</b>	<b>\$2,697,556</b>	<b>\$2,602,500</b>
<b>REVENUE OVER/(UNDER) EXPENSES</b>	<b>\$194,101</b>	<b>\$0</b>			<b>\$0</b>			<b>\$0</b>
F.T.E. STAFF	0.000	0.000					0.000	0.000



Dept: Administration		15		Fund Name: Workers Compensation					
Prgm: Workers Compensation		146/00		Fund No.: 5310					
DI#	2024 Base	Net Decision Items							2024 Adopted Budget
		01	02	03	04	05	06	07	
<b>PROGRAM EXPENDITURES</b>									
Personnel Costs	\$0	\$0	\$0	\$0	\$0	\$0	\$0	\$0	\$0
Operating Expenses	\$2,287,500	\$0	\$0	\$0	\$0	\$0	\$0	\$0	\$2,287,500
Contractual Services	\$315,000	\$0	\$0	\$0	\$0	\$0	\$0	\$0	\$315,000
Operating Capital	\$0	\$0	\$0	\$0	\$0	\$0	\$0	\$0	\$0
<b>TOTAL</b>	<b>\$2,602,500</b>	<b>\$0</b>	<b>\$0</b>	<b>\$0</b>	<b>\$0</b>	<b>\$0</b>	<b>\$0</b>	<b>\$0</b>	<b>\$2,602,500</b>
<b>PROGRAM REVENUE</b>									
Taxes	\$0	\$0	\$0	\$0	\$0	\$0	\$0	\$0	\$0
Intergovernmental Revenue	\$2,600,000	\$0	\$0	\$0	\$0	\$0	\$0	\$0	\$2,600,000
Licenses & Permits	\$0	\$0	\$0	\$0	\$0	\$0	\$0	\$0	\$0
Fines, Forfeits & Penalties	\$0	\$0	\$0	\$0	\$0	\$0	\$0	\$0	\$0
Public Charges for Services	\$0	\$0	\$0	\$0	\$0	\$0	\$0	\$0	\$0
Miscellaneous	\$2,500	\$0	\$0	\$0	\$0	\$0	\$0	\$0	\$2,500
Other Financing Sources	\$0	\$0	\$0	\$0	\$0	\$0	\$0	\$0	\$0
<b>TOTAL</b>	<b>\$2,602,500</b>	<b>\$0</b>	<b>\$0</b>	<b>\$0</b>	<b>\$0</b>	<b>\$0</b>	<b>\$0</b>	<b>\$0</b>	<b>\$2,602,500</b>
<b>REVENUE OVER/(UNDER) EXPENSES</b>	<b>\$0</b>	<b>\$0</b>	<b>\$0</b>	<b>\$0</b>	<b>\$0</b>	<b>\$0</b>	<b>\$0</b>	<b>\$0</b>	<b>\$0</b>
<b>F.T.E. STAFF</b>	<b>0.000</b>	<b>0.000</b>	<b>0.000</b>	<b>0.000</b>	<b>0.000</b>	<b>0.000</b>	<b>0.000</b>	<b>0.000</b>	<b>0.000</b>
<b>NARRATIVE INFORMATION ABOUT DECISION ITEMS</b>							Expenditures	Revenue	Revenue Over/(Under) Expenses
<b>2024 BUDGET BASE</b>							\$2,602,500	\$2,602,500	\$0
<b>2024 ADOPTED BUDGET</b>							\$2,602,500	\$2,602,500	\$0

<b>Dept:</b>	Administration	15	<b>COUNTY OF DANE</b>		<b>Fund Name:</b>	General Fund
<b>Prgm:</b>	Facilities Management Administration	118/05			<b>Fund No:</b>	1110

Mission:  
To provide administrative support for the Facilities Management Division.

Description:  
This division provides administrative and management support, such as payroll, purchasing and accounting for custodial and maintenance programs within the Facilities Management Division.

	Actual 2022	Adopted 2023	2022 Carry Forward	Board Transfers	Budget As Modified	2023 YTD	Estimated 2023	Executive Recommended
<b>PROGRAM EXPENDITURES</b>								
Personnel Costs	\$29,572	\$0	\$0	\$0	\$0	\$41,910	\$0	\$0
Operating Expenses	\$5,061	\$0	\$0	\$0	\$0	\$1,780	\$1,781	\$0
Contractual Services	\$6,523	\$0	\$0	\$0	\$0	\$0	\$0	\$7,200
Operating Capital	\$0	\$0	\$0	\$0	\$0	\$0	\$0	\$0
<b>TOTAL</b>	<b>\$41,156</b>	<b>\$0</b>	<b>\$0</b>	<b>\$0</b>	<b>\$0</b>	<b>\$43,691</b>	<b>\$1,781</b>	<b>\$7,200</b>
<b>PROGRAM REVENUE</b>								
Taxes	\$0	\$0	\$0	\$0	\$0	\$0	\$0	\$0
Intergovernmental Revenue	\$0	\$0	\$0	\$0	\$0	\$0	\$0	\$0
Licenses & Permits	\$0	\$0	\$0	\$0	\$0	\$0	\$0	\$0
Fines, Forfeits & Penalties	\$0	\$0	\$0	\$0	\$0	\$0	\$0	\$0
Public Charges for Services	\$0	\$0	\$0	\$0	\$0	\$0	\$0	\$0
Miscellaneous	\$0	\$0	\$0	\$0	\$0	\$0	\$0	\$0
Other Financing Sources	\$0	\$0	\$0	\$0	\$0	\$0	\$0	\$0
<b>TOTAL</b>	<b>\$0</b>	<b>\$0</b>	<b>\$0</b>	<b>\$0</b>	<b>\$0</b>	<b>\$0</b>	<b>\$0</b>	<b>\$0</b>
<b>GPR SUPPORT</b>	<b>\$41,156</b>	<b>\$0</b>			<b>\$0</b>			<b>\$7,200</b>
<b>F.T.E. STAFF</b>	<b>4.000</b>	<b>4.000</b>					<b>4.000</b>	<b>4.000</b>

Dept: Administration		15		Fund Name: General Fund						
Prgm: Facilities Management Administration		118/05		Fund No.: 1110						
DI#	2024 Base	Net Decision Items							2024 Adopted Budget	
		01	02	03	04	05	06	07		
<b>PROGRAM EXPENDITURES</b>										
Personnel Costs	\$0	\$0	\$0	\$0	\$0	\$0	\$0	\$0	\$0	\$0
Operating Expenses	\$0	\$0	\$0	\$0	\$0	\$0	\$0	\$0	\$0	\$0
Contractual Services	\$0	\$7,200	\$0	\$0	\$0	\$0	\$0	\$0	\$0	\$7,200
Operating Capital	\$0	\$0	\$0	\$0	\$0	\$0	\$0	\$0	\$0	\$0
<b>TOTAL</b>	<b>\$0</b>	<b>\$7,200</b>	<b>\$0</b>	<b>\$0</b>	<b>\$0</b>	<b>\$0</b>	<b>\$0</b>	<b>\$0</b>	<b>\$0</b>	<b>\$7,200</b>
<b>PROGRAM REVENUE</b>										
Taxes	\$0	\$0	\$0	\$0	\$0	\$0	\$0	\$0	\$0	\$0
Intergovernmental Revenue	\$0	\$0	\$0	\$0	\$0	\$0	\$0	\$0	\$0	\$0
Licenses & Permits	\$0	\$0	\$0	\$0	\$0	\$0	\$0	\$0	\$0	\$0
Fines, Forfeits & Penalties	\$0	\$0	\$0	\$0	\$0	\$0	\$0	\$0	\$0	\$0
Public Charges for Services	\$0	\$0	\$0	\$0	\$0	\$0	\$0	\$0	\$0	\$0
Miscellaneous	\$0	\$0	\$0	\$0	\$0	\$0	\$0	\$0	\$0	\$0
Other Financing Sources	\$0	\$0	\$0	\$0	\$0	\$0	\$0	\$0	\$0	\$0
<b>TOTAL</b>	<b>\$0</b>	<b>\$0</b>	<b>\$0</b>	<b>\$0</b>	<b>\$0</b>	<b>\$0</b>	<b>\$0</b>	<b>\$0</b>	<b>\$0</b>	<b>\$0</b>
GPR SUPPORT	\$0	\$7,200	\$0	\$0	\$0	\$0	\$0	\$0	\$0	\$7,200
F.T.E. STAFF	4.000	0.000	0.000	0.000	0.000	0.000	0.000	0.000	0.000	4.000
<b>NARRATIVE INFORMATION ABOUT DECISION ITEMS</b>							Expenditures	Revenue	GPR Support	
<b>2024 BUDGET BASE</b>							\$0	\$0	\$0	
DI #	ADMN-FADM-1	Software Maintenance								
DEPT	Recognize Facilities Administration portion of maintenance cost for Brightly (Facility Dude) software.						\$7,200	\$0	\$7,200	
EXEC	Approved as Requested						\$0	\$0	\$0	
ADOPTED	Approved as Recommended						\$0	\$0	\$0	
NET DI # ADMN-FADM-1							\$7,200	\$0	\$7,200	

<b>Dept:</b>	Administration	15	<b>Fund Name:</b>	General Fund
<b>Prgm:</b>	Facilities Management Administration	118/05	<b>Fund No.:</b>	1110

<b>NARRATIVE INFORMATION ABOUT DECISION ITEMS, cont.</b>	<b>Expenditures</b>	<b>Revenues</b>	<b>GPR Support</b>
--	---------------------	-----------------	--------------------

DI #	ADMN-FADM-2 Personnel Cost Changes			
DEPT		\$0	\$0	\$0
EXEC	Adjust personnel costs to reflect a 4.5% cost of living increase for County employees in 2024. Also, adjust personnel costs to reflect new retirement (WRS) rates and negotiated handbook changes in effect for 2024.	\$0	\$0	\$0
ADOPTED	Approved as Recommended	\$0	\$0	\$0
	NET DI # ADMN-FADM-2	\$0	\$0	\$0

--	--	--	--	--

<b>2024 ADOPTED BUDGET</b>	\$7,200	\$0	\$7,200
----------------------------	---------	-----	---------

Dept: Administration		15		COUNTY OF DANE			Fund Name: General Fund	
Prgm: Janitorial Services		114/15					Fund No: 1110	
<b>Mission:</b>								
To provide custodial services to County facilities, including the Badger Prairie Health Care Center, City-County Building, Lakeview Complex, Dane County Courthouse, Public Safety Building and others.								
<b>Description:</b>								
Facilities Management staff provide custodial services to county-owned facilities. Primary facilities are on a daily, year-round basis, while other facilities receive less frequent service.								
	Actual 2022	Adopted 2023	2022 Carry Forward	Board Transfers	Budget As Modified	2023 YTD	Estimated 2023	Executive Recommended
<b>PROGRAM EXPENDITURES</b>								
Personnel Costs	\$2,965,532	\$3,116,700	\$0	\$0	\$3,116,700	\$994,586	\$3,333,800	\$3,357,400
Operating Expenses	\$165,833	\$160,200	\$0	\$0	\$160,200	\$48,749	\$167,519	\$160,200
Contractual Services	\$436,413	\$440,900	\$0	\$0	\$440,900	\$85,216	\$440,630	\$531,500
Operating Capital	\$0	\$0	\$0	\$0	\$0	\$0	\$0	\$0
<b>TOTAL</b>	<b>\$3,567,777</b>	<b>\$3,717,800</b>	<b>\$0</b>	<b>\$0</b>	<b>\$3,717,800</b>	<b>\$1,128,551</b>	<b>\$3,941,949</b>	<b>\$4,049,100</b>
<b>PROGRAM REVENUE</b>								
Taxes	\$0	\$0	\$0	\$0	\$0	\$0	\$0	\$0
Intergovernmental Revenue	\$1,665,797	\$1,943,500	\$0	\$0	\$1,943,500	\$366,542	\$2,078,192	\$2,040,200
Licenses & Permits	\$0	\$0	\$0	\$0	\$0	\$0	\$0	\$0
Fines, Forfeits & Penalties	\$0	\$0	\$0	\$0	\$0	\$0	\$0	\$0
Public Charges for Services	\$58,988	\$71,100	\$0	\$0	\$71,100	\$14,747	\$71,100	\$71,100
Miscellaneous	\$0	\$0	\$0	\$0	\$0	\$0	\$0	\$0
Other Financing Sources	\$0	\$0	\$0	\$0	\$0	\$0	\$0	\$0
<b>TOTAL</b>	<b>\$1,724,785</b>	<b>\$2,014,600</b>	<b>\$0</b>	<b>\$0</b>	<b>\$2,014,600</b>	<b>\$381,289</b>	<b>\$2,149,292</b>	<b>\$2,111,300</b>
<b>GPR SUPPORT</b>	<b>\$1,842,993</b>	<b>\$1,703,200</b>			<b>\$1,703,200</b>			<b>\$1,937,800</b>
<b>F.T.E. STAFF</b>	<b>31.000</b>	<b>30.000</b>					<b>30.000</b>	<b>30.000</b>

<b>Dept:</b> Administration	15	<b>Fund Name:</b> General Fund
<b>Prgm:</b> Janitorial Services	114/15	<b>Fund No.:</b> 1110

DI#	2024 Base	Net Decision Items							2024 Adopted Budget	
		01	02	03	04	05	06	07		
<b>PROGRAM EXPENDITURES</b>										
Personnel Costs	\$3,228,400	\$0	\$129,000	\$0	\$0	\$0	\$0	\$0	\$0	\$3,357,400
Operating Expenses	\$160,200	\$0	\$0	\$0	\$0	\$0	\$0	\$0	\$0	\$160,200
Contractual Services	\$460,900	\$59,000	\$11,600	\$0	\$0	\$0	\$0	\$0	\$0	\$531,500
Operating Capital	\$0	\$0	\$0	\$0	\$0	\$0	\$0	\$0	\$0	\$0
<b>TOTAL</b>	<b>\$3,849,500</b>	<b>\$59,000</b>	<b>\$140,600</b>	<b>\$0</b>	<b>\$0</b>	<b>\$0</b>	<b>\$0</b>	<b>\$0</b>	<b>\$0</b>	<b>\$4,049,100</b>
<b>PROGRAM REVENUE</b>										
Taxes	\$0	\$0	\$0	\$0	\$0	\$0	\$0	\$0	\$0	\$0
Intergovernmental Revenue	\$1,943,500	\$18,000	\$78,700	\$0	\$0	\$0	\$0	\$0	\$0	\$2,040,200
Licenses & Permits	\$0	\$0	\$0	\$0	\$0	\$0	\$0	\$0	\$0	\$0
Fines, Forfeits & Penalties	\$0	\$0	\$0	\$0	\$0	\$0	\$0	\$0	\$0	\$0
Public Charges for Services	\$71,100	\$0	\$0	\$0	\$0	\$0	\$0	\$0	\$0	\$71,100
Miscellaneous	\$0	\$0	\$0	\$0	\$0	\$0	\$0	\$0	\$0	\$0
Other Financing Sources	\$0	\$0	\$0	\$0	\$0	\$0	\$0	\$0	\$0	\$0
<b>TOTAL</b>	<b>\$2,014,600</b>	<b>\$18,000</b>	<b>\$78,700</b>	<b>\$0</b>	<b>\$0</b>	<b>\$0</b>	<b>\$0</b>	<b>\$0</b>	<b>\$0</b>	<b>\$2,111,300</b>
<b>GPR SUPPORT</b>	<b>\$1,834,900</b>	<b>\$41,000</b>	<b>\$61,900</b>	<b>\$0</b>	<b>\$0</b>	<b>\$0</b>	<b>\$0</b>	<b>\$0</b>	<b>\$0</b>	<b>\$1,937,800</b>
<b>F.T.E. STAFF</b>	<b>30.000</b>	<b>0.000</b>	<b>0.000</b>	<b>0.000</b>	<b>0.000</b>	<b>0.000</b>	<b>0.000</b>	<b>0.000</b>	<b>0.000</b>	<b>30.000</b>

**NARRATIVE INFORMATION ABOUT DECISION ITEMS**

		Expenditures	Revenue	GPR Support
<b>2024 BUDGET BASE</b>		\$3,849,500	\$2,014,600	\$1,834,900
DI #	ADMN-JNTL-1 Expenditure and Operational Changes			
DEPT	Adjust expenditure and revenue lines to reflect anticipated changes in scope of operations.	\$59,000	\$18,000	\$41,000
EXEC	Approved as Requested	\$0	\$0	\$0
ADOPTED	Approved as Recommended	\$0	\$0	\$0
<b>NET DI # ADMN-JNTL-1</b>		<b>\$59,000</b>	<b>\$18,000</b>	<b>\$41,000</b>

<b>Dept:</b>	Administration	15	<b>Fund Name:</b>	General Fund		
<b>Prgm:</b>	Janitorial Services	114/15	<b>Fund No.:</b>	1110		
<b>NARRATIVE INFORMATION ABOUT DECISION ITEMS, cont.</b>			<b>Expenditures</b>	<b>Revenues</b>	<b>GPR Support</b>	
DI #	ADMN-JNTL-2	Personnel Cost Changes				
DEPT			\$0	\$0	\$0	
EXEC	Adjust personnel costs to reflect a 4.5% cost of living increase for County employees in 2024. Also, adjust personnel costs to reflect new retirement (WRS) rates and negotiated handbook changes in effect for 2024.		\$140,600	\$78,700	\$61,900	
ADOPTED	Approved as Recommended		\$0	\$0	\$0	
	NET DI #	ADMN-JNTL-2	\$140,600	\$78,700	\$61,900	
<b>2024 ADOPTED BUDGET</b>			\$4,049,100	\$2,111,300	\$1,937,800	

<b>Dept:</b>	Administration	15	<b>COUNTY OF DANE</b>	<b>Fund Name:</b>	General Fund
<b>Prgm:</b>	Maintenance & Construction	114/17		<b>Fund No:</b>	1110

Mission:

To provide maintenance and construction services to county-owned facilities.

Description:

Maintenance and Construction staff and materials provide routine maintenance and building improvements as required at county-owned facilities.

	Actual 2022	Adopted 2023	2022 Carry Forward	Board Transfers	Budget As Modified	2023 YTD	Estimated 2023	Executive Recommended
<b>PROGRAM EXPENDITURES</b>								
Personnel Costs	\$2,062,812	\$2,245,600	\$0	\$0	\$2,245,600	\$683,290	\$2,328,830	\$2,503,800
Operating Expenses	\$4,426,367	\$3,282,500	\$60,531	\$0	\$3,343,031	\$1,036,879	\$3,364,326	\$3,282,500
Contractual Services	\$451,556	\$569,200	\$0	\$0	\$569,200	\$87,229	\$569,778	\$586,700
Operating Capital	\$0	\$16,800	\$0	\$0	\$16,800	\$0	\$16,800	\$0
<b>TOTAL</b>	<b>\$6,940,735</b>	<b>\$6,114,100</b>	<b>\$60,531</b>	<b>\$0</b>	<b>\$6,174,631</b>	<b>\$1,807,398</b>	<b>\$6,279,734</b>	<b>\$6,373,000</b>
<b>PROGRAM REVENUE</b>								
Taxes	\$0	\$0	\$0	\$0	\$0	\$0	\$0	\$0
Intergovernmental Revenue	\$2,293,724	\$2,346,100	\$0	\$0	\$2,346,100	\$441,812	\$2,591,287	\$2,511,100
Licenses & Permits	\$0	\$0	\$0	\$0	\$0	\$0	\$0	\$0
Fines, Forfeits & Penalties	\$0	\$0	\$0	\$0	\$0	\$0	\$0	\$0
Public Charges for Services	\$0	\$0	\$0	\$0	\$0	\$0	\$0	\$0
Miscellaneous	\$350	\$0	\$0	\$0	\$0	\$0	\$0	\$0
Other Financing Sources	\$0	\$0	\$0	\$0	\$0	\$0	\$0	\$0
<b>TOTAL</b>	<b>\$2,294,074</b>	<b>\$2,346,100</b>	<b>\$0</b>	<b>\$0</b>	<b>\$2,346,100</b>	<b>\$441,812</b>	<b>\$2,591,287</b>	<b>\$2,511,100</b>
<b>GPR SUPPORT</b>	<b>\$4,646,661</b>	<b>\$3,768,000</b>			<b>\$3,828,531</b>			<b>\$3,861,900</b>
<b>F.T.E. STAFF</b>	<b>18.000</b>	<b>19.000</b>					<b>19.000</b>	<b>20.000</b>



Dept: Administration		15		Fund Name: General Fund					
Prgm: Maintenance & Construction		114/17		Fund No.: 1110					
DI#	2024 Base	Net Decision Items							2024 Adopted Budget
		01	02	03	04	05	06	07	
<b>PROGRAM EXPENDITURES</b>									
Personnel Costs	\$2,292,400	\$0	\$122,700	\$88,700	\$0	\$0	\$0	\$0	\$2,503,800
Operating Expenses	\$3,282,500	\$0	\$0	\$0	\$0	\$0	\$0	\$0	\$3,282,500
Contractual Services	\$570,100	\$3,100	\$0	\$13,500	\$0	\$0	\$0	\$0	\$586,700
Operating Capital	\$0	\$0	\$0	\$0	\$0	\$0	\$0	\$0	\$0
<b>TOTAL</b>	<b>\$6,145,000</b>	<b>\$3,100</b>	<b>\$122,700</b>	<b>\$102,200</b>	<b>\$0</b>	<b>\$0</b>	<b>\$0</b>	<b>\$0</b>	<b>\$6,373,000</b>
<b>PROGRAM REVENUE</b>									
Taxes	\$0	\$0	\$0	\$0	\$0	\$0	\$0	\$0	\$0
Intergovernmental Revenue	\$2,346,100	\$41,000	\$66,300	\$57,700	\$0	\$0	\$0	\$0	\$2,511,100
Licenses & Permits	\$0	\$0	\$0	\$0	\$0	\$0	\$0	\$0	\$0
Fines, Forfeits & Penalties	\$0	\$0	\$0	\$0	\$0	\$0	\$0	\$0	\$0
Public Charges for Services	\$0	\$0	\$0	\$0	\$0	\$0	\$0	\$0	\$0
Miscellaneous	\$0	\$0	\$0	\$0	\$0	\$0	\$0	\$0	\$0
Other Financing Sources	\$0	\$0	\$0	\$0	\$0	\$0	\$0	\$0	\$0
<b>TOTAL</b>	<b>\$2,346,100</b>	<b>\$41,000</b>	<b>\$66,300</b>	<b>\$57,700</b>	<b>\$0</b>	<b>\$0</b>	<b>\$0</b>	<b>\$0</b>	<b>\$2,511,100</b>
GPR SUPPORT	\$3,798,900	(\$37,900)	\$56,400	\$44,500	\$0	\$0	\$0	\$0	\$3,861,900
F.T.E. STAFF	19.000	0.000	1.000	0.000	0.000	0.000	0.000	0.000	20.000
<b>NARRATIVE INFORMATION ABOUT DECISION ITEMS</b>							Expenditures	Revenue	GPR Support
<b>2024 BUDGET BASE</b>							\$6,145,000	\$2,346,100	\$3,798,900
DI #	ADMN-M&C-1	Expenditure and Operational Changes							
DEPT	Adjust expenditure and revenue lines to reflect anticipated changes in scope of operations.						\$3,100	\$41,000	(\$37,900)
EXEC	Approved as Requested						\$0	\$0	\$0
ADOPTED	Approved as Recommended						\$0	\$0	\$0
NET DI # ADMN-M&C-1							\$3,100	\$41,000	(\$37,900)

<b>Dept:</b>	Administration	15	<b>Fund Name:</b>	General Fund		
<b>Prgm:</b>	Maintenance & Construction	114/17	<b>Fund No.:</b>	1110		
<b>NARRATIVE INFORMATION ABOUT DECISION ITEMS, cont.</b>			<b>Expenditures</b>	<b>Revenues</b>	<b>GPR Support</b>	
DI #	ADMN-M&C-2	Building Automation Specialist				
DEPT	Add a 1.0 FTE Building Automation Specialist in Facilities Management.		\$122,700	\$66,300	\$56,400	
EXEC	Approved as Requested		\$0	\$0	\$0	
ADOPTED	Approved as Recommended		\$0	\$0	\$0	
		<b>NET DI #</b>	<b>ADMN-M&amp;C-2</b>	<b>\$122,700</b>	<b>\$66,300</b>	<b>\$56,400</b>
DI #	ADMN-M&C-3	Personnel Cost Changes				
DEPT			\$0	\$0	\$0	
EXEC	Adjust personnel costs to reflect a 4.5% cost of living increase for County employees in 2024. Also, adjust personnel costs to reflect new retirement (WRS) rates and negotiated handbook changes in effect for 2024.		\$102,200	\$57,700	\$44,500	
ADOPTED	Approved as Recommended		\$0	\$0	\$0	
		<b>NET DI #</b>	<b>ADMN-M&amp;C-3</b>	<b>\$102,200</b>	<b>\$57,700</b>	<b>\$44,500</b>
<b>2024 ADOPTED BUDGET</b>			<b>\$6,373,000</b>	<b>\$2,511,100</b>	<b>\$3,861,900</b>	

Dept:	Administration	15	COUNTY OF DANE			Fund Name:	General Fund	
Prgm:	Controller	114/07				Fund No:	1110	
<b>Mission:</b>								
To provide Dane County government with a centralized accounting, financial management and payroll system, accompanied by controls relating to each aspect of the system. To provide an annual audit of the County's financial records by an independent audit firm. To provide for an annual update to the County's indirect cost allocation plan, which allows the County to recover indirect costs associated with various programs funded by the state and federal government, and used to recover indirect costs from the enterprise and internal service funds of the County.								
<b>Description:</b>								
Under Chapter 59.72 of the Wisconsin State Statutes, the division provides centralized financial management, accounting, and internal control services consistent with federal and state laws, Generally Accepted Accounting Principles, and Governmental Accounting, Auditing, and Financial Reporting guidelines; maintains the books of account, the indirect cost plan, payroll services; summarizes and publishes necessary financial information, including the Comprehensive Annual Financial Report; coordinates the capital borrowing with financial advisor, bond counsel, and Moody's Investor Service; prepares tax apportionment; provides policy, budget, and management services to the County Executive, County Board, departments, various boards, commissions, committees, and related agencies; and serves as the County Auditor as defined statutorily. The annual audit provides the County with the following reports: 1) Comprehensive Annual Financial Report 2) Supplementary Single Audit Report and 3) Comprehensive Management Letter. The indirect cost allocation plan contract provides for the annual updating of the plan, the negotiation and securing of approvals from the cognizant agencies assigned to the County by the state and federal governments, and the preparation and filing of claims with the proper agencies.								
	Actual 2022	Adopted 2023	2022 Carry Forward	Board Transfers	Budget As Modified	2023 YTD	Estimated 2023	Executive Recommended
<b>PROGRAM EXPENDITURES</b>								
Personnel Costs	\$1,047,269	\$1,378,400	\$0	\$0	\$1,378,400	\$396,393	\$1,397,332	\$1,529,300
Operating Expenses	\$43,210	\$46,906	\$0	\$0	\$46,906	\$13,295	\$46,906	\$46,906
Contractual Services	\$146,025	\$167,200	\$0	\$0	\$167,200	\$31,410	\$175,050	\$165,300
Operating Capital	\$0	\$0	\$0	\$0	\$0	\$0	\$0	\$0
<b>TOTAL</b>	<b>\$1,236,504</b>	<b>\$1,592,506</b>	<b>\$0</b>	<b>\$0</b>	<b>\$1,592,506</b>	<b>\$441,098</b>	<b>\$1,619,288</b>	<b>\$1,741,506</b>
<b>PROGRAM REVENUE</b>								
Taxes	\$0	\$0	\$0	\$0	\$0	\$0	\$0	\$0
Intergovernmental Revenue	\$12,045	\$10,877	\$0	\$0	\$10,877	\$0	\$10,877	\$10,877
Licenses & Permits	\$0	\$0	\$0	\$0	\$0	\$0	\$0	\$0
Fines, Forfeits & Penalties	\$0	\$0	\$0	\$0	\$0	\$0	\$0	\$0
Public Charges for Services	\$6,039	\$0	\$0	\$0	\$0	\$393	\$393	\$0
Miscellaneous	\$7,850	\$10,800	\$0	\$0	\$10,800	\$0	\$10,800	\$10,800
Other Financing Sources	\$0	\$0	\$0	\$0	\$0	\$0	\$0	\$0
<b>TOTAL</b>	<b>\$25,933</b>	<b>\$21,677</b>	<b>\$0</b>	<b>\$0</b>	<b>\$21,677</b>	<b>\$393</b>	<b>\$22,070</b>	<b>\$21,677</b>
<b>GPR SUPPORT</b>	<b>\$1,210,570</b>	<b>\$1,570,829</b>			<b>\$1,570,829</b>			<b>\$1,719,829</b>
<b>F.T.E. STAFF</b>	<b>9.000</b>	<b>9.000</b>					<b>9.000</b>	<b>9.000</b>

<b>Dept:</b> Administration	15	<b>Fund Name:</b> General Fund
<b>Prgm:</b> Controller	114/07	<b>Fund No.:</b> 1110

DI#	2024 Base	Net Decision Items							2024 Adopted Budget	
		01	02	03	04	05	06	07		
<b>PROGRAM EXPENDITURES</b>										
Personnel Costs	\$1,452,200	\$77,100	\$0	\$0	\$0	\$0	\$0	\$0	\$0	\$1,529,300
Operating Expenses	\$46,906	\$0	\$0	\$0	\$0	\$0	\$0	\$0	\$0	\$46,906
Contractual Services	\$165,300	\$0	\$0	\$0	\$0	\$0	\$0	\$0	\$0	\$165,300
Operating Capital	\$0	\$0	\$0	\$0	\$0	\$0	\$0	\$0	\$0	\$0
<b>TOTAL</b>	<b>\$1,664,406</b>	<b>\$77,100</b>	<b>\$0</b>	<b>\$0</b>	<b>\$0</b>	<b>\$0</b>	<b>\$0</b>	<b>\$0</b>	<b>\$0</b>	<b>\$1,741,506</b>
<b>PROGRAM REVENUE</b>										
Taxes	\$0	\$0	\$0	\$0	\$0	\$0	\$0	\$0	\$0	\$0
Intergovernmental Revenue	\$10,877	\$0	\$0	\$0	\$0	\$0	\$0	\$0	\$0	\$10,877
Licenses & Permits	\$0	\$0	\$0	\$0	\$0	\$0	\$0	\$0	\$0	\$0
Fines, Forfeits & Penalties	\$0	\$0	\$0	\$0	\$0	\$0	\$0	\$0	\$0	\$0
Public Charges for Services	\$0	\$0	\$0	\$0	\$0	\$0	\$0	\$0	\$0	\$0
Miscellaneous	\$10,800	\$0	\$0	\$0	\$0	\$0	\$0	\$0	\$0	\$10,800
Other Financing Sources	\$0	\$0	\$0	\$0	\$0	\$0	\$0	\$0	\$0	\$0
<b>TOTAL</b>	<b>\$21,677</b>	<b>\$0</b>	<b>\$0</b>	<b>\$0</b>	<b>\$0</b>	<b>\$0</b>	<b>\$0</b>	<b>\$0</b>	<b>\$0</b>	<b>\$21,677</b>
<b>GPR SUPPORT</b>	<b>\$1,642,729</b>	<b>\$77,100</b>	<b>\$0</b>	<b>\$0</b>	<b>\$0</b>	<b>\$0</b>	<b>\$0</b>	<b>\$0</b>	<b>\$0</b>	<b>\$1,719,829</b>
<b>F.T.E. STAFF</b>	<b>9.000</b>	<b>0.000</b>	<b>0.000</b>	<b>0.000</b>	<b>0.000</b>	<b>0.000</b>	<b>0.000</b>	<b>0.000</b>	<b>0.000</b>	<b>9.000</b>

**NARRATIVE INFORMATION ABOUT DECISION ITEMS**

		Expenditures	Revenue	GPR Support
<b>2024 BUDGET BASE</b>		\$1,664,406	\$21,677	\$1,642,729
DI #	ADMN-CONT-1 Personnel Cost Changes	\$0	\$0	\$0
DEPT				
EXEC	Adjust personnel costs to reflect a 4.5% cost of living increase for County employees in 2024. Also, adjust personnel costs to reflect new retirement (WRS) rates and negotiated handbook changes in effect for 2024.	\$77,100	\$0	\$77,100
ADOPTED	Approved as Recommended	\$0	\$0	\$0
NET DI # ADMN-CONT-1		\$77,100	\$0	\$77,100
<b>2024 ADOPTED BUDGET</b>		<b>\$1,741,506</b>	<b>\$21,677</b>	<b>\$1,719,829</b>

Dept:	Administration	15	COUNTY OF DANE			Fund Name:	General Fund	
Prgm:	Employee Relations	114/09				Fund No:	1110	
<u>Mission:</u>								
To provide courteous, effective and efficient personnel management services for Dane County staff and applicants for employment with Dane County.								
<u>Description:</u>								
The Employee Relations Division includes eleven functions: recruitment, examination, selection, classification, compensation, performance review, benefits, organizational studies, staff development training, employee assistance, and management consultations.								
	Actual 2022	Adopted 2023	2022 Carry Forward	Board Transfers	Budget As Modified	2023 YTD	Estimated 2023	Executive Recommended
<b>PROGRAM EXPENDITURES</b>								
Personnel Costs	\$1,516,237	\$1,756,100	\$0	\$0	\$1,756,100	\$512,757	\$1,768,109	\$2,039,800
Operating Expenses	\$85,155	\$114,040	\$18,375	\$0	\$132,415	\$28,648	\$133,497	\$114,040
Contractual Services	\$97,170	\$213,900	\$20,000	\$0	\$233,900	\$71,197	\$246,682	\$258,500
Operating Capital	\$0	\$0	\$0	\$0	\$0	\$0	\$0	\$0
<b>TOTAL</b>	<b>\$1,698,562</b>	<b>\$2,084,040</b>	<b>\$38,375</b>	<b>\$0</b>	<b>\$2,122,415</b>	<b>\$612,602</b>	<b>\$2,148,288</b>	<b>\$2,412,340</b>
<b>PROGRAM REVENUE</b>								
Taxes	\$0	\$0	\$0	\$0	\$0	\$0	\$0	\$0
Intergovernmental Revenue	\$0	\$0	\$0	\$0	\$0	\$0	\$0	\$0
Licenses & Permits	\$0	\$0	\$0	\$0	\$0	\$0	\$0	\$0
Fines, Forfeits & Penalties	\$0	\$0	\$0	\$0	\$0	\$0	\$0	\$0
Public Charges for Services	\$48,172	\$56,700	\$0	\$0	\$56,700	\$31,286	\$86,708	\$56,700
Miscellaneous	\$0	\$0	\$0	\$0	\$0	\$0	\$0	\$0
Other Financing Sources	\$0	\$0	\$0	\$0	\$0	\$0	\$0	\$0
<b>TOTAL</b>	<b>\$48,172</b>	<b>\$56,700</b>	<b>\$0</b>	<b>\$0</b>	<b>\$56,700</b>	<b>\$31,286</b>	<b>\$86,708</b>	<b>\$56,700</b>
<b>GPR SUPPORT</b>	<b>\$1,650,390</b>	<b>\$2,027,340</b>			<b>\$2,065,715</b>			<b>\$2,355,640</b>
<b>F.T.E. STAFF</b>	<b>13.000</b>	<b>14.000</b>					<b>14.000</b>	<b>15.000</b>

<b>Dept:</b>	Administration	15	<b>Fund Name:</b>	General Fund
<b>Prgm:</b>	Employee Relations	114/09	<b>Fund No.:</b>	1110

DI#	2024 Base	Net Decision Items							2024 Adopted Budget	
		01	02	03	04	05	06	07		
<b>PROGRAM EXPENDITURES</b>										
Personnel Costs	\$1,834,900	\$0	\$74,600	\$0	\$0	\$0	\$0	\$0	\$0	\$1,909,500
Operating Expenses	\$114,040	\$0	\$0	\$0	\$0	\$0	\$0	\$0	\$0	\$114,040
Contractual Services	\$214,000	\$44,500	\$0	\$0	\$0	\$0	\$0	\$0	\$0	\$258,500
Operating Capital	\$0	\$0	\$0	\$0	\$0	\$0	\$0	\$0	\$0	\$0
<b>TOTAL</b>	<b>\$2,162,940</b>	<b>\$44,500</b>	<b>\$74,600</b>	<b>\$0</b>	<b>\$0</b>	<b>\$0</b>	<b>\$0</b>	<b>\$0</b>	<b>\$0</b>	<b>\$2,282,040</b>
<b>PROGRAM REVENUE</b>										
Taxes	\$0	\$0	\$0	\$0	\$0	\$0	\$0	\$0	\$0	\$0
Intergovernmental Revenue	\$0	\$0	\$0	\$0	\$0	\$0	\$0	\$0	\$0	\$0
Licenses & Permits	\$0	\$0	\$0	\$0	\$0	\$0	\$0	\$0	\$0	\$0
Fines, Forfeits & Penalties	\$0	\$0	\$0	\$0	\$0	\$0	\$0	\$0	\$0	\$0
Public Charges for Services	\$56,700	\$0	\$0	\$0	\$0	\$0	\$0	\$0	\$0	\$56,700
Miscellaneous	\$0	\$0	\$0	\$0	\$0	\$0	\$0	\$0	\$0	\$0
Other Financing Sources	\$0	\$0	\$0	\$0	\$0	\$0	\$0	\$0	\$0	\$0
<b>TOTAL</b>	<b>\$56,700</b>	<b>\$0</b>	<b>\$0</b>	<b>\$0</b>	<b>\$0</b>	<b>\$0</b>	<b>\$0</b>	<b>\$0</b>	<b>\$0</b>	<b>\$56,700</b>
<b>GPR SUPPORT</b>	<b>\$2,106,240</b>	<b>\$44,500</b>	<b>\$74,600</b>	<b>\$0</b>	<b>\$0</b>	<b>\$0</b>	<b>\$0</b>	<b>\$0</b>	<b>\$0</b>	<b>\$2,225,340</b>
<b>F.T.E. STAFF</b>	<b>14.000</b>	<b>0.000</b>	<b>0.000</b>	<b>0.000</b>	<b>0.000</b>	<b>0.000</b>	<b>0.000</b>	<b>0.000</b>	<b>0.000</b>	<b>14.000</b>

**NARRATIVE INFORMATION ABOUT DECISION ITEMS**

		Expenditures	Revenue	GPR Support
<b>2024 BUDGET BASE</b>		\$2,162,940	\$56,700	\$2,106,240
DI #	ADMN-EMPL-1 Contractual Increases			
DEPT	This decision item recognizes the cost of increases to contractual agreements for NeoGov software maintenance and for Employee Assistance program services with FEI Behavioral Health.	\$44,500	\$0	\$44,500
EXEC	Approved as Requested	\$0	\$0	\$0
ADOPTED	Approved as Recommended	\$0	\$0	\$0
NET DI # ADMN-EMPL-1		\$44,500	\$0	\$44,500

Dept: Administration		15	Fund Name: General Fund		
Prgm: Employee Relations		114/09	Fund No.: 1110		
NARRATIVE INFORMATION ABOUT DECISION ITEMS, cont.			Expenditures	Revenues	GPR Support
DI #	ADMN-EMPL-2	Personnel Cost Changes			
DEPT			\$0	\$0	\$0
EXEC	Adjust personnel costs to reflect a 4.5% cost of living increase for County employees in 2024. Also, adjust personnel costs to reflect new retirement (WRS) rates and negotiated handbook changes in effect for 2024.		\$74,600	\$0	\$74,600
ADOPTED	Approved as Recommended		\$0	\$0	\$0
NET DI # ADMN-EMPL-2			\$74,600	\$0	\$74,600
DI #	ADMN-EMPL-3	Language Access Program and Reporting Specialist			
DEPT			\$0	\$0	\$0
EXEC	Adjust expenditures and position authority to reflect the addition of 1.0 FTE Language Access Program and Reporting Specialist. Under the direction of the Director of Employee Relations, this professional level position plans, develops, implements, and coordinates Countywide Language Access Plans and assists individual county departments with the implementation of their language access plan.		\$130,300	\$0	\$130,300
ADOPTED	Decrease expenditures and position authority in the Department of Administration, Employee Relations division to remove 1.0 FTE Language Access Program and Reporting Specialist. The position will be added in the Office of Equity and Inclusion.		(\$130,300)	\$0	(\$130,300)
NET DI # ADMN-EMPL-3			\$0	\$0	\$0
<b>2024 ADOPTED BUDGET</b>			\$2,282,040	\$56,700	\$2,225,340

<b>Dept:</b>	Administration	15	<b>COUNTY OF DANE</b>	<b>Fund Name:</b>	General Fund
<b>Prgm:</b>	Information Management	116/00		<b>Fund No:</b>	1110

Mission:

Provide information services which improve service quality and efficiency of all county departments. Install and support information management technology for use by county departments.

Description:

The Information Management Division develops administrative policies and procedures designed to improve and coordinate the management information systems of county government. Systems are designed to eliminate non-productive procedures, and accommodate increased program activity, and organize management information to support program evaluation. More than eighty automated systems are operable as a result of data processing applications. The Division supports workstations and the underlying network infrastructure equipment such as file servers, backup systems, and other network communications devices. The Division also implements and maintains application software, Internet web pages, network operating systems, desktop operating systems, and is responsible for security and data administration. End user/customer support is provided through the Dane County Help Desk.

	Actual 2022	Adopted 2023	2022 Carry Forward	Board Transfers	Budget As Modified	2023 YTD	Estimated 2023	Executive Recommended
<b>PROGRAM EXPENDITURES</b>								
Personnel Costs	\$6,366,632	\$7,635,100	\$0	(\$122,400)	\$7,512,700	\$2,077,780	\$7,471,435	\$8,169,400
Operating Expenses	\$1,773,550	\$2,032,000	\$13,624	\$0	\$2,045,624	\$1,432,047	\$2,045,624	\$2,319,800
Contractual Services	\$999,913	\$475,000	\$1,789,887	\$0	\$2,264,887	\$453,406	\$2,264,887	\$20,100
Operating Capital	\$0	\$0	\$0	\$0	\$0	\$0	\$0	\$0
<b>TOTAL</b>	<b>\$9,140,094</b>	<b>\$10,142,100</b>	<b>\$1,803,511</b>	<b>(\$122,400)</b>	<b>\$11,823,211</b>	<b>\$3,963,233</b>	<b>\$11,781,946</b>	<b>\$10,509,300</b>
<b>PROGRAM REVENUE</b>								
Taxes	\$0	\$0	\$0	\$0	\$0	\$0	\$0	\$0
Intergovernmental Revenue	\$2,409,518	\$1,645,800	\$1,789,887	\$0	\$3,435,687	\$583,301	\$3,435,688	\$1,412,368
Licenses & Permits	\$0	\$0	\$0	\$0	\$0	\$0	\$0	\$0
Fines, Forfeits & Penalties	\$0	\$0	\$0	\$0	\$0	\$0	\$0	\$0
Public Charges for Services	\$0	\$0	\$0	\$0	\$0	\$0	\$0	\$0
Miscellaneous	\$0	\$0	\$0	\$0	\$0	\$0	\$0	\$0
Other Financing Sources	\$0	\$0	\$0	\$0	\$0	\$0	\$0	\$0
<b>TOTAL</b>	<b>\$2,409,518</b>	<b>\$1,645,800</b>	<b>\$1,789,887</b>	<b>\$0</b>	<b>\$3,435,687</b>	<b>\$583,301</b>	<b>\$3,435,688</b>	<b>\$1,412,368</b>
<b>GPR SUPPORT</b>	<b>\$6,730,576</b>	<b>\$8,496,300</b>			<b>\$8,387,524</b>			<b>\$9,096,932</b>
<b>F.T.E. STAFF</b>	<b>48.000</b>	<b>48.000</b>					<b>47.000</b>	<b>47.000</b>



Dept: Administration		15		Fund Name: General Fund					
Prgrm: Information Management		116/00		Fund No.: 1110					
DI#	2024 Base	Net Decision Items							2024 Adopted Budget
		01	02	03	04	05	06	07	
<b>PROGRAM EXPENDITURES</b>									
Personnel Costs	\$7,832,200	\$15,500	\$0	\$321,700	\$0	\$0	\$0	\$0	\$8,169,400
Operating Expenses	\$2,032,000	\$6,200	\$281,600	\$0	\$0	\$0	\$0	\$0	\$2,319,800
Contractual Services	\$470,100	\$0	(\$450,000)	\$0	\$0	\$0	\$0	\$0	\$20,100
Operating Capital	\$0	\$0	\$0	\$0	\$0	\$0	\$0	\$0	\$0
<b>TOTAL</b>	<b>\$10,334,300</b>	<b>\$21,700</b>	<b>(\$168,400)</b>	<b>\$321,700</b>	<b>\$0</b>	<b>\$0</b>	<b>\$0</b>	<b>\$0</b>	<b>\$10,509,300</b>
<b>PROGRAM REVENUE</b>									
Taxes	\$0	\$0	\$0	\$0	\$0	\$0	\$0	\$0	\$0
Intergovernmental Revenue	\$1,529,800	(\$117,432)	\$0	\$0	\$0	\$0	\$0	\$0	\$1,412,368
Licenses & Permits	\$0	\$0	\$0	\$0	\$0	\$0	\$0	\$0	\$0
Fines, Forfeits & Penalties	\$0	\$0	\$0	\$0	\$0	\$0	\$0	\$0	\$0
Public Charges for Services	\$0	\$0	\$0	\$0	\$0	\$0	\$0	\$0	\$0
Miscellaneous	\$0	\$0	\$0	\$0	\$0	\$0	\$0	\$0	\$0
Other Financing Sources	\$0	\$0	\$0	\$0	\$0	\$0	\$0	\$0	\$0
<b>TOTAL</b>	<b>\$1,529,800</b>	<b>(\$117,432)</b>	<b>\$0</b>	<b>\$0</b>	<b>\$0</b>	<b>\$0</b>	<b>\$0</b>	<b>\$0</b>	<b>\$1,412,368</b>
<b>GPR SUPPORT</b>	<b>\$8,804,500</b>	<b>\$139,132</b>	<b>(\$168,400)</b>	<b>\$321,700</b>	<b>\$0</b>	<b>\$0</b>	<b>\$0</b>	<b>\$0</b>	<b>\$9,096,932</b>
<b>F.T.E. STAFF</b>	<b>47.000</b>	<b>0.000</b>	<b>0.000</b>	<b>0.000</b>	<b>0.000</b>	<b>0.000</b>	<b>0.000</b>	<b>0.000</b>	<b>47.000</b>
<b>NARRATIVE INFORMATION ABOUT DECISION ITEMS</b>							<b>Expenditures</b>	<b>Revenue</b>	<b>GPR Support</b>
<b>2024 BUDGET BASE</b>							\$10,334,300	\$1,529,800	\$8,804,500
DI #	ADMN-INFO-1	Expense & Revenue Reallocation & Reduction							
DEPT	Reallocate Expenditures & Revenues to properly reflect the 2024 projected Personal Services, operating expenditures and revenues in the Information Management department.						\$21,700	\$21,700	\$0
EXEC	Approve as requested. Also, modify revenues to reflect receipt of County's most recently completed Indirect Cost Allocation Plan.						\$0	(\$139,132)	\$139,132
ADOPTED	Approved as Recommended						\$0	\$0	\$0
<b>NET DI # ADMN-INFO-1</b>							\$21,700	(\$117,432)	\$139,132

<b>Dept:</b>	Administration	15	<b>Fund Name:</b>	General Fund		
<b>Prgm:</b>	Information Management	116/00	<b>Fund No.:</b>	1110		
<b>NARRATIVE INFORMATION ABOUT DECISION ITEMS, cont.</b>			<b>Expenditures</b>	<b>Revenues</b>	<b>GPR Support</b>	
DI #	ADMN-INFO-2	Maintenance Contract Adjustments				
DEPT	Adjust expenditure amounts to properly reflect the 2024 maintenance contracts in the Information Management department.		(\$168,400)	\$0	(\$168,400)	
EXEC	Approved as Requested		\$0	\$0	\$0	
ADOPTED	Approved as Recommended		\$0	\$0	\$0	
	NET DI #	ADMN-INFO-2	(\$168,400)	\$0	(\$168,400)	
DI #	ADMN-INFO-3	Personnel Cost Changes				
DEPT			\$0	\$0	\$0	
EXEC	Adjust personnel costs to reflect a 4.5% cost of living increase for County employees in 2024. Also, adjust personnel costs to reflect new retirement (WRS) rates and negotiated handbook changes in effect for 2024.		\$321,700	\$0	\$321,700	
ADOPTED	Approved as Recommended		\$0	\$0	\$0	
	NET DI #	ADMN-INFO-3	\$321,700	\$0	\$321,700	
<b>2024 ADOPTED BUDGET</b>			\$10,509,300	\$1,412,368	\$9,096,932	

Dept: Administration		15		COUNTY OF DANE			Fund Name: General Fund	
Prgm: Purchasing		114/11					Fund No: 1110	
<b>Mission:</b>								
To procure goods and services, professional and non-professional, required for the operation of Dane County government at the lowest possible cost to the taxpayer, while maintaining the fairness and integrity of public purchasing laws. To administer the Contract Compliance Program. To dispose of surplus property.								
<b>Description:</b>								
The Purchasing Division evaluates the product and service needs of county government, ensuring availability at the most advantageous cost. Product suitability is determined through application and information research which identifies quality and economic impact. Professional services are acquired through contract administration, which includes development of written requests for proposals, evaluation, interviews (if necessary), negotiations and final vendor selection. The Contract Compliance Program enforces and monitors contractor performance relative to workforce representation of protected groups/members, and promotes and oversees participation and contracting opportunities for businesses operated by minorities, women and people with disabilities.								
	Actual 2022	Adopted 2023	2022 Carry Forward	Board Transfers	Budget As Modified	2023 YTD	Estimated 2023	Executive Recommended
<b>PROGRAM EXPENDITURES</b>								
Personnel Costs	\$368,108	\$402,000	\$0	\$0	\$402,000	\$114,717	\$412,890	\$439,100
Operating Expenses	\$4,602	\$5,520	\$0	\$0	\$5,520	\$1,943	\$5,994	\$5,520
Contractual Services	\$31,143	\$71,300	\$0	\$0	\$71,300	\$46,560	\$71,300	\$70,900
Operating Capital	\$0	\$0	\$0	\$0	\$0	\$0	\$0	\$0
<b>TOTAL</b>	<b>\$403,852</b>	<b>\$478,820</b>	<b>\$0</b>	<b>\$0</b>	<b>\$478,820</b>	<b>\$163,220</b>	<b>\$490,184</b>	<b>\$515,520</b>
<b>PROGRAM REVENUE</b>								
Taxes	\$0	\$0	\$0	\$0	\$0	\$0	\$0	\$0
Intergovernmental Revenue	\$0	\$0	\$0	\$0	\$0	\$0	\$0	\$0
Licenses & Permits	\$0	\$0	\$0	\$0	\$0	\$0	\$0	\$0
Fines, Forfeits & Penalties	\$0	\$0	\$0	\$0	\$0	\$0	\$0	\$0
Public Charges for Services	\$1,497	\$0	\$0	\$0	\$0	\$0	\$0	\$0
Miscellaneous	\$151,541	\$145,000	\$0	\$0	\$145,000	\$0	\$145,000	\$145,000
Other Financing Sources	\$0	\$0	\$0	\$0	\$0	\$0	\$0	\$0
<b>TOTAL</b>	<b>\$153,037</b>	<b>\$145,000</b>	<b>\$0</b>	<b>\$0</b>	<b>\$145,000</b>	<b>\$0</b>	<b>\$145,000</b>	<b>\$145,000</b>
<b>GPR SUPPORT</b>	<b>\$250,815</b>	<b>\$333,820</b>			<b>\$333,820</b>			<b>\$370,520</b>
F.T.E. STAFF	3.000	3.000					3.000	3.000

<b>Dept:</b> Administration	15	<b>Fund Name:</b> General Fund
<b>Prgm:</b> Purchasing	114/11	<b>Fund No.:</b> 1110

DI#	2024 Base	Net Decision Items							2024 Adopted Budget	
		01	02	03	04	05	06	07		
<b>PROGRAM EXPENDITURES</b>										
Personnel Costs	\$423,900	\$15,200	\$0	\$0	\$0	\$0	\$0	\$0	\$0	\$439,100
Operating Expenses	\$5,520	\$0	\$0	\$0	\$0	\$0	\$0	\$0	\$0	\$5,520
Contractual Services	\$70,900	\$0	\$0	\$0	\$0	\$0	\$0	\$0	\$0	\$70,900
Operating Capital	\$0	\$0	\$0	\$0	\$0	\$0	\$0	\$0	\$0	\$0
<b>TOTAL</b>	<b>\$500,320</b>	<b>\$15,200</b>	<b>\$0</b>	<b>\$0</b>	<b>\$0</b>	<b>\$0</b>	<b>\$0</b>	<b>\$0</b>	<b>\$0</b>	<b>\$515,520</b>
<b>PROGRAM REVENUE</b>										
Taxes	\$0	\$0	\$0	\$0	\$0	\$0	\$0	\$0	\$0	\$0
Intergovernmental Revenue	\$0	\$0	\$0	\$0	\$0	\$0	\$0	\$0	\$0	\$0
Licenses & Permits	\$0	\$0	\$0	\$0	\$0	\$0	\$0	\$0	\$0	\$0
Fines, Forfeits & Penalties	\$0	\$0	\$0	\$0	\$0	\$0	\$0	\$0	\$0	\$0
Public Charges for Services	\$0	\$0	\$0	\$0	\$0	\$0	\$0	\$0	\$0	\$0
Miscellaneous	\$145,000	\$0	\$0	\$0	\$0	\$0	\$0	\$0	\$0	\$145,000
Other Financing Sources	\$0	\$0	\$0	\$0	\$0	\$0	\$0	\$0	\$0	\$0
<b>TOTAL</b>	<b>\$145,000</b>	<b>\$0</b>	<b>\$0</b>	<b>\$0</b>	<b>\$0</b>	<b>\$0</b>	<b>\$0</b>	<b>\$0</b>	<b>\$0</b>	<b>\$145,000</b>
<b>GPR SUPPORT</b>	<b>\$355,320</b>	<b>\$15,200</b>	<b>\$0</b>	<b>\$0</b>	<b>\$0</b>	<b>\$0</b>	<b>\$0</b>	<b>\$0</b>	<b>\$0</b>	<b>\$370,520</b>
<b>F.T.E. STAFF</b>	<b>3.000</b>	<b>0.000</b>	<b>0.000</b>	<b>0.000</b>	<b>0.000</b>	<b>0.000</b>	<b>0.000</b>	<b>0.000</b>	<b>0.000</b>	<b>3.000</b>

**NARRATIVE INFORMATION ABOUT DECISION ITEMS**

		Expenditures	Revenue	GPR Support
<b>2024 BUDGET BASE</b>		\$500,320	\$145,000	\$355,320
DI #	ADMN-PURC-1 Personnel Cost Changes	\$0	\$0	\$0
DEPT				
EXEC	Adjust personnel costs to reflect a 4.5% cost of living increase for County employees in 2024. Also, adjust personnel costs to reflect new retirement (WRS) rates and negotiated handbook changes in effect for 2024.	\$15,200	\$0	\$15,200
ADOPTED	Approved as Recommended	\$0	\$0	\$0
NET DI # ADMN-PURC-1		\$15,200	\$0	\$15,200
<b>2024 ADOPTED BUDGET</b>		<b>\$515,520</b>	<b>\$145,000</b>	<b>\$370,520</b>

Dept:	Administration	15	COUNTY OF DANE			Fund Name:	General Fund	
Prgm:	Public Works Engineering	117/23				Fund No:	1110	
<u>Mission:</u>								
To provide essential engineering services to Dane County departments.								
<u>Description:</u>								
The Engineering Division is responsible for providing professional engineering services to county departments; participating in space allocation and development planning; regularly reviewing and assessing county facilities; and developing recommendations for facility repair and maintenance. The Engineering Services Division also designs projects for the county; prepares plans and specifications; and manages the bidding, construction, closeout, and payment of the projects. The Division is responsible for preparing requests for proposals from architectural and engineering consultants for various major county projects or for projects where additional expertise is needed.								
	Actual 2022	Adopted 2023	2022 Carry Forward	Board Transfers	Budget As Modified	2023 YTD	Estimated 2023	Executive Recommended
<b>PROGRAM EXPENDITURES</b>								
Personnel Costs	\$948,031	\$1,019,000	\$0	\$122,400	\$1,141,400	\$322,276	\$1,121,309	\$1,284,400
Operating Expenses	\$27,458	\$58,820	\$0	\$0	\$58,820	\$7,687	\$58,820	\$57,820
Contractual Services	\$36,800	\$32,100	\$0	\$0	\$32,100	\$0	\$32,100	\$32,100
Operating Capital	\$0	\$0	\$0	\$0	\$0	\$0	\$0	\$0
<b>TOTAL</b>	<b>\$1,012,290</b>	<b>\$1,109,920</b>	<b>\$0</b>	<b>\$122,400</b>	<b>\$1,232,320</b>	<b>\$329,963</b>	<b>\$1,212,229</b>	<b>\$1,374,320</b>
<b>PROGRAM REVENUE</b>								
Taxes	\$0	\$0	\$0	\$0	\$0	\$0	\$0	\$0
Intergovernmental Revenue	\$301,308	\$404,000	\$0	\$0	\$404,000	\$0	\$404,000	\$404,000
Licenses & Permits	\$0	\$0	\$0	\$0	\$0	\$0	\$0	\$0
Fines, Forfeits & Penalties	\$0	\$0	\$0	\$0	\$0	\$0	\$0	\$0
Public Charges for Services	\$0	\$0	\$0	\$0	\$0	\$0	\$0	\$0
Miscellaneous	\$0	\$0	\$0	\$0	\$0	\$0	\$0	\$0
Other Financing Sources	\$0	\$0	\$0	\$0	\$0	\$0	\$0	\$0
<b>TOTAL</b>	<b>\$301,308</b>	<b>\$404,000</b>	<b>\$0</b>	<b>\$0</b>	<b>\$404,000</b>	<b>\$0</b>	<b>\$404,000</b>	<b>\$404,000</b>
<b>GPR SUPPORT</b>	<b>\$710,981</b>	<b>\$705,920</b>			<b>\$828,320</b>			<b>\$970,320</b>
<b>F.T.E. STAFF</b>	<b>6.000</b>	<b>6.000</b>					<b>7.000</b>	<b>7.000</b>

<b>Dept:</b>	Administration	15	<b>Fund Name:</b>	General Fund
<b>Prgm:</b>	Public Works Engineering	117/23	<b>Fund No.:</b>	1110

DI#	2024 Base	Net Decision Items							2024 Adopted Budget
		01	02	03	04	05	06	07	
<b>PROGRAM EXPENDITURES</b>									
Personnel Costs	\$1,228,800	\$1,000	\$54,600	\$0	\$0	\$0	\$0	\$0	\$1,284,400
Operating Expenses	\$58,820	(\$1,000)	\$0	\$0	\$0	\$0	\$0	\$0	\$57,820
Contractual Services	\$32,100	\$0	\$0	\$0	\$0	\$0	\$0	\$0	\$32,100
Operating Capital	\$0	\$0	\$0	\$0	\$0	\$0	\$0	\$0	\$0
<b>TOTAL</b>	<b>\$1,319,720</b>	<b>\$0</b>	<b>\$54,600</b>	<b>\$0</b>	<b>\$0</b>	<b>\$0</b>	<b>\$0</b>	<b>\$0</b>	<b>\$1,374,320</b>
<b>PROGRAM REVENUE</b>									
Taxes	\$0	\$0	\$0	\$0	\$0	\$0	\$0	\$0	\$0
Intergovernmental Revenue	\$404,000	\$0	\$0	\$0	\$0	\$0	\$0	\$0	\$404,000
Licenses & Permits	\$0	\$0	\$0	\$0	\$0	\$0	\$0	\$0	\$0
Fines, Forfeits & Penalties	\$0	\$0	\$0	\$0	\$0	\$0	\$0	\$0	\$0
Public Charges for Services	\$0	\$0	\$0	\$0	\$0	\$0	\$0	\$0	\$0
Miscellaneous	\$0	\$0	\$0	\$0	\$0	\$0	\$0	\$0	\$0
Other Financing Sources	\$0	\$0	\$0	\$0	\$0	\$0	\$0	\$0	\$0
<b>TOTAL</b>	<b>\$404,000</b>	<b>\$0</b>	<b>\$0</b>	<b>\$0</b>	<b>\$0</b>	<b>\$0</b>	<b>\$0</b>	<b>\$0</b>	<b>\$404,000</b>
<b>GPR SUPPORT</b>	<b>\$915,720</b>	<b>\$0</b>	<b>\$54,600</b>	<b>\$0</b>	<b>\$0</b>	<b>\$0</b>	<b>\$0</b>	<b>\$0</b>	<b>\$970,320</b>
<b>F.T.E. STAFF</b>	<b>7.000</b>	<b>0.000</b>	<b>0.000</b>	<b>0.000</b>	<b>0.000</b>	<b>0.000</b>	<b>0.000</b>	<b>0.000</b>	<b>7.000</b>

**NARRATIVE INFORMATION ABOUT DECISION ITEMS**

		Expenditures	Revenue	GPR Support
<b>2024 BUDGET BASE</b>		\$1,319,720	\$404,000	\$915,720
DI #	ADMN-PWEN-1 Expenditure Reallocations			
DEPT	Reallocation of excess funds from Heat and Electricity lines. Funds will be added to currently established lines that have been underfunded.	\$0	\$0	\$0
EXEC	Approved as Requested	\$0	\$0	\$0
ADOPTED	Approved as Recommended	\$0	\$0	\$0
NET DI # ADMN-PWEN-1		\$0	\$0	\$0

<b>Dept:</b>	Administration	15	<b>Fund Name:</b>	General Fund		
<b>Prgm:</b>	Public Works Engineering	117/23	<b>Fund No.:</b>	1110		
<b>NARRATIVE INFORMATION ABOUT DECISION ITEMS, cont.</b>			<b>Expenditures</b>	<b>Revenues</b>	<b>GPR Support</b>	
DI #	ADMN-PWEN-2	Personnel Cost Changes				
DEPT			\$0	\$0	\$0	
EXEC	Adjust personnel costs to reflect a 4.5% cost of living increase for County employees in 2024. Also, adjust personnel costs to reflect new retirement (WRS) rates and negotiated handbook changes in effect for 2024.		\$54,600	\$0	\$54,600	
ADOPTED	Approved as Recommended		\$0	\$0	\$0	
	NET DI #	ADMN-PWEN-2	\$54,600	\$0	\$54,600	
<b>2024 ADOPTED BUDGET</b>			\$1,374,320	\$404,000	\$970,320	

<b>Dept:</b>	Administration	15	<b>COUNTY OF DANE</b>	<b>Fund Name:</b>	Printing And Services
<b>Prgm:</b>	Printing & Services	142/00:96		<b>Fund No:</b>	5110

Mission:

To provide high quality and economical printing and general administrative services to Dane County and local units of government.

Description:

The Printing and Services Division delivers and processes mail, designs and reproduces printed copies, provides record storage service and manages a vehicle pool for departments and divisions of county government and local units of government. The cost of the Division's services is allocated to departments and local governments based on use; fees encourage agencies to use services efficiently. City of Madison and Dane County agencies located in the City-County Building use a consolidated convenience copier system which combines volume and flexibility to provide high quality reproductions at low cost.

	Actual 2022	Adopted 2023	2022 Carry Forward	Board Transfers	Budget As Modified	2023 YTD	Estimated 2023	Executive Recommended
<b>PROGRAM EXPENDITURES</b>								
Personnel Costs	\$764,855	\$905,300	\$0	\$0	\$905,300	\$253,984	\$880,429	\$932,800
Operating Expenses	\$1,155,630	\$1,018,635	\$0	\$0	\$1,018,635	\$347,587	\$1,021,049	\$1,061,084
Contractual Services	\$97,819	\$143,600	\$0	\$0	\$143,600	\$22,143	\$143,600	\$143,400
Operating Capital	\$0	\$0	\$0	\$0	\$0	\$0	\$0	\$0
<b>TOTAL</b>	<b>\$2,018,304</b>	<b>\$2,067,535</b>	<b>\$0</b>	<b>\$0</b>	<b>\$2,067,535</b>	<b>\$623,715</b>	<b>\$2,045,078</b>	<b>\$2,137,284</b>
<b>PROGRAM REVENUE</b>								
Taxes	\$0	\$0	\$0	\$0	\$0	\$0	\$0	\$0
Intergovernmental Revenue	\$2,163,835	\$2,064,900	\$0	\$0	\$2,064,900	\$732,442	\$2,064,903	\$2,099,200
Licenses & Permits	\$0	\$0	\$0	\$0	\$0	\$0	\$0	\$0
Fines, Forfeits & Penalties	\$0	\$0	\$0	\$0	\$0	\$0	\$0	\$0
Public Charges for Services	\$0	\$0	\$0	\$0	\$0	\$0	\$0	\$0
Miscellaneous	(\$23,699)	\$0	\$0	\$0	\$0	\$677	\$677	\$0
Other Financing Sources	\$0	\$0	\$0	\$0	\$0	\$0	\$0	\$0
<b>TOTAL</b>	<b>\$2,140,136</b>	<b>\$2,064,900</b>	<b>\$0</b>	<b>\$0</b>	<b>\$2,064,900</b>	<b>\$733,119</b>	<b>\$2,065,580</b>	<b>\$2,099,200</b>
<b>REVENUE OVER/(UNDER) EXPENSES</b>	<b>\$121,832</b>	<b>(\$2,635)</b>			<b>(\$2,635)</b>			<b>(\$38,084)</b>
F.T.E. STAFF	9.000	9.000					9.000	9.000



<b>Dept:</b>	Administration	15	<b>Fund Name:</b>	Printing And Services
<b>Prgm:</b>	Printing & Services	142/00:96	<b>Fund No.:</b>	5110

DI#	2024 Base	Net Decision Items							2024 Adopted Budget
		01	02	03	04	05	06	07	
<b>PROGRAM EXPENDITURES</b>									
Personnel Costs	\$894,700	\$0	\$38,100	\$0	\$0	\$0	\$0	\$0	\$932,800
Operating Expenses	\$1,013,000	\$48,100	\$0	(\$16)	\$0	\$0	\$0	\$0	\$1,061,084
Contractual Services	\$143,400	\$0	\$0	\$0	\$0	\$0	\$0	\$0	\$143,400
Operating Capital	\$0	\$0	\$0	\$0	\$0	\$0	\$0	\$0	\$0
<b>TOTAL</b>	<b>\$2,051,100</b>	<b>\$48,100</b>	<b>\$38,100</b>	<b>(\$16)</b>	<b>\$0</b>	<b>\$0</b>	<b>\$0</b>	<b>\$0</b>	<b>\$2,137,284</b>
<b>PROGRAM REVENUE</b>									
Taxes	\$0	\$0	\$0	\$0	\$0	\$0	\$0	\$0	\$0
Intergovernmental Revenue	\$2,064,900	\$34,300	\$0	\$0	\$0	\$0	\$0	\$0	\$2,099,200
Licenses & Permits	\$0	\$0	\$0	\$0	\$0	\$0	\$0	\$0	\$0
Fines, Forfeits & Penalties	\$0	\$0	\$0	\$0	\$0	\$0	\$0	\$0	\$0
Public Charges for Services	\$0	\$0	\$0	\$0	\$0	\$0	\$0	\$0	\$0
Miscellaneous	\$0	\$0	\$0	\$0	\$0	\$0	\$0	\$0	\$0
Other Financing Sources	\$0	\$0	\$0	\$0	\$0	\$0	\$0	\$0	\$0
<b>TOTAL</b>	<b>\$2,064,900</b>	<b>\$34,300</b>	<b>\$0</b>	<b>\$0</b>	<b>\$0</b>	<b>\$0</b>	<b>\$0</b>	<b>\$0</b>	<b>\$2,099,200</b>
<b>REVENUE OVER/(UNDER) EXPENSES</b>	<b>\$13,800</b>	<b>(\$13,800)</b>	<b>(\$38,100)</b>	<b>\$16</b>	<b>\$0</b>	<b>\$0</b>	<b>\$0</b>	<b>\$0</b>	<b>(\$38,084)</b>
<b>F.T.E. STAFF</b>	<b>9.000</b>	<b>0.000</b>	<b>0.000</b>	<b>0.000</b>	<b>0.000</b>	<b>0.000</b>	<b>0.000</b>	<b>0.000</b>	<b>9.000</b>

<b>NARRATIVE INFORMATION ABOUT DECISION ITEMS</b>		Expenditures	Revenue	Revenue Over/(Under) Expenses
<b>2024 BUDGET BASE</b>		\$2,051,100	\$2,064,900	\$13,800
DI #	ADMN-P&S-1 Expenditure and Operational Changes			
DEPT	Adjust expenditure lines to reflect anticipated changes in operating expenses and scope of operations.	\$48,100	\$34,300	(\$13,800)
EXEC	Approved as Requested	\$0	\$0	\$0
ADOPTED	Approved as Recommended	\$0	\$0	\$0
<b>NET DI # ADMN-P&amp;S-1</b>		<b>\$48,100</b>	<b>\$34,300</b>	<b>(\$13,800)</b>

Dept:		Administration	15	Fund Name:		Printing And Services
Prgm:		Printing & Services	142/00:96	Fund No.:		5110
NARRATIVE INFORMATION ABOUT DECISION ITEMS, cont.				Expenditures	Revenues	Revenue Over/(Under) Expenses
DI #	ADMN-P&S-2	Personnel Cost Changes				
DEPT				\$0	\$0	\$0
EXEC		Adjust personnel costs to reflect a 4.5% cost of living increase for County employees in 2024. Also, adjust personnel costs to reflect new retirement (WRS) rates and negotiated handbook changes in effect for 2024.		\$38,100	\$0	(\$38,100)
ADOPTED		Approved as Recommended		\$0	\$0	\$0
		NET DI #	ADMN-P&S-2	\$38,100	\$0	(\$38,100)
DI #	ADMN-P&S-3	Debt Service				
DEPT				\$0	\$0	\$0
EXEC		Modify expenditures and revenues to reflect final calculation of 2024 County debt service.		(\$16)	\$0	\$16
ADOPTED		Approved as Recommended		\$0	\$0	\$0
		NET DI #	ADMN-P&S-3	(\$16)	\$0	\$16
<b>2024 ADOPTED BUDGET</b>				\$2,137,284	\$2,099,200	(\$38,084)

Dept:	Administration	15	COUNTY OF DANE			Fund Name:	Consolidated Food Service	
Prgm:	Consolidated Food Service	120/00				Fund No:	5710	
<u>Mission:</u>								
To provide quality food service to county agencies at a reasonable cost.								
<u>Description:</u>								
Dane County Consolidated Food Service (CFS) prepares and delivers meals to clients at Badger Prairie Health Care Center (BPHCC), Dane County Jail, Public Safety Building, William Ferris Center (Huber Center), Juvenile Detention, and Senior Centers throughout Dane County. Additionally, meals are served by CFS staff to the BPHCC residents.								
	Actual 2022	Adopted 2023	2022 Carry Forward	Board Transfers	Budget As Modified	2023 YTD	Estimated 2023	Executive Recommended
<b>PROGRAM EXPENDITURES</b>								
Personnel Costs	\$2,226,245	\$3,233,900	\$0	\$0	\$3,233,900	\$795,810	\$3,041,605	\$3,430,400
Operating Expenses	\$2,993,954	\$3,171,789	\$0	\$0	\$3,171,789	\$838,552	\$3,195,777	\$3,334,117
Contractual Services	\$30,879	\$54,800	\$0	\$0	\$54,800	\$4,873	\$54,800	\$48,400
Operating Capital	\$0	\$0	\$0	\$0	\$0	\$0	\$0	\$0
<b>TOTAL</b>	<b>\$5,251,078</b>	<b>\$6,460,489</b>	<b>\$0</b>	<b>\$0</b>	<b>\$6,460,489</b>	<b>\$1,639,235</b>	<b>\$6,292,182</b>	<b>\$6,812,917</b>
<b>PROGRAM REVENUE</b>								
Taxes	\$0	\$0	\$0	\$0	\$0	\$0	\$0	\$0
Intergovernmental Revenue	\$6,086,177	\$6,460,496	\$0	\$0	\$6,460,496	\$2,062,170	\$6,460,496	\$6,812,930
Licenses & Permits	\$0	\$0	\$0	\$0	\$0	\$0	\$0	\$0
Fines, Forfeits & Penalties	\$0	\$0	\$0	\$0	\$0	\$0	\$0	\$0
Public Charges for Services	\$0	\$0	\$0	\$0	\$0	\$0	\$0	\$0
Miscellaneous	\$31,982	\$0	\$0	\$0	\$0	\$25,084	\$25,085	\$0
Other Financing Sources	\$0	\$0	\$0	\$0	\$0	\$0	\$0	\$0
<b>TOTAL</b>	<b>\$6,118,159</b>	<b>\$6,460,496</b>	<b>\$0</b>	<b>\$0</b>	<b>\$6,460,496</b>	<b>\$2,087,254</b>	<b>\$6,485,581</b>	<b>\$6,812,930</b>
<b>REVENUE OVER/(UNDER) EXPENSES</b>	<b>\$867,081</b>	<b>\$7</b>			<b>\$7</b>			<b>\$13</b>
F.T.E. STAFF	31.000	31.000					31.000	31.000

<b>Dept:</b> Administration	15	<b>Fund Name:</b> Consolidated Food Service
<b>Prgm:</b> Consolidated Food Service	120/00	<b>Fund No.:</b> 5710

DI#	2024 Base	Net Decision Items							2024 Adopted Budget
		01	02	03	04	05	06	07	
<b>PROGRAM EXPENDITURES</b>									
Personnel Costs	\$3,309,800	\$0	\$0	\$120,600	\$0	\$0	\$0	\$0	\$3,430,400
Operating Expenses	\$3,174,375	\$159,755	\$0	\$0	(\$13)	\$0	\$0	\$0	\$3,334,117
Contractual Services	\$48,400	\$0	\$0	\$0	\$0	\$0	\$0	\$0	\$48,400
Operating Capital	\$0	\$0	\$0	\$0	\$0	\$0	\$0	\$0	\$0
<b>TOTAL</b>	<b>\$6,532,575</b>	<b>\$159,755</b>	<b>\$0</b>	<b>\$120,600</b>	<b>(\$13)</b>	<b>\$0</b>	<b>\$0</b>	<b>\$0</b>	<b>\$6,812,917</b>
<b>PROGRAM REVENUE</b>									
Taxes	\$0	\$0	\$0	\$0	\$0	\$0	\$0	\$0	\$0
Intergovernmental Revenue	\$6,460,496	\$0	\$231,834	\$120,600	\$0	\$0	\$0	\$0	\$6,812,930
Licenses & Permits	\$0	\$0	\$0	\$0	\$0	\$0	\$0	\$0	\$0
Fines, Forfeits & Penalties	\$0	\$0	\$0	\$0	\$0	\$0	\$0	\$0	\$0
Public Charges for Services	\$0	\$0	\$0	\$0	\$0	\$0	\$0	\$0	\$0
Miscellaneous	\$0	\$0	\$0	\$0	\$0	\$0	\$0	\$0	\$0
Other Financing Sources	\$0	\$0	\$0	\$0	\$0	\$0	\$0	\$0	\$0
<b>TOTAL</b>	<b>\$6,460,496</b>	<b>\$0</b>	<b>\$231,834</b>	<b>\$120,600</b>	<b>\$0</b>	<b>\$0</b>	<b>\$0</b>	<b>\$0</b>	<b>\$6,812,930</b>
<b>REVENUE OVER/(UNDER) EXPENSES</b>	<b>(\$72,079)</b>	<b>(\$159,755)</b>	<b>\$231,834</b>	<b>\$0</b>	<b>\$13</b>	<b>\$0</b>	<b>\$0</b>	<b>\$0</b>	<b>\$13</b>
<b>F.T.E. STAFF</b>	<b>31.000</b>	<b>0.000</b>	<b>0.000</b>	<b>0.000</b>	<b>0.000</b>	<b>0.000</b>	<b>0.000</b>	<b>0.000</b>	<b>31.000</b>

<b>NARRATIVE INFORMATION ABOUT DECISION ITEMS</b>		Expenditures	Revenue	Revenue Over/(Under) Expenses
<b>2024 BUDGET BASE</b>		\$6,532,575	\$6,460,496	(\$72,079)
DI #	ADMN-FOOD-1 Expenditure and Operational Changes			
DEPT	Adjust expenditure lines to reflect anticipated changes in operating expenses and scope of operations.	\$159,755	\$0	(\$159,755)
EXEC	Approved as Requested	\$0	\$0	\$0
ADOPTED	Approved as Recommended	\$0	\$0	\$0
<b>NET DI # ADMN-FOOD-1</b>		<b>\$159,755</b>	<b>\$0</b>	<b>(\$159,755)</b>

Dept: Administration		15	Fund Name: Consolidated Food Service
Prgm: Consolidated Food Service		120/00	Fund No.: 5710
NARRATIVE INFORMATION ABOUT DECISION ITEMS, cont.			Revenue Over/(Under) Expenses
			Expenditures
			Revenues
DI #	ADMN-FOOD-2	Food Service Revenue	
DEPT	Adjust revenue lines to reflect the anticipated amount of reimbursement for food service in 2024.		\$0   \$231,834   \$231,834
EXEC	Approved as Requested		\$0   \$0   \$0
ADOPTED	Approved as Recommended		\$0   \$0   \$0
NET DI # ADMN-FOOD-2			\$0   \$231,834   \$231,834
DI #	ADMN-FOOD-3	Personnel Cost Changes	
DEPT			\$0   \$0   \$0
EXEC	Adjust personnel costs to reflect a 4.5% cost of living increase for County employees in 2024. Also, adjust personnel costs to reflect new retirement (WRS) rates and negotiated handbook changes in effect for 2024.		\$120,600   \$120,600   \$0
ADOPTED	Approved as Recommended		\$0   \$0   \$0
NET DI # ADMN-FOOD-3			\$120,600   \$120,600   \$0
DI #	ADMN-FOOD-4	Debt Service	
DEPT			\$0   \$0   \$0
EXEC	Modify expenditures and revenues to reflect final calculation of 2024 County debt service.		(\$13)   \$0   \$13
ADOPTED	Approved as Recommended		\$0   \$0   \$0
NET DI # ADMN-FOOD-4			(\$13)   \$0   \$13
<b>2024 ADOPTED BUDGET</b>			<b>\$6,812,917   \$6,812,930   \$13</b>

# Treasurer

## Treasurer

Division/Program	FTE	Expenditures	Program Specific Revenues	General Purpose Revenues
<b>General Fund</b>				
Treasurer	5.000	\$1,289,901	\$12,310,867	(\$11,020,966) Appropriation

Dept: Treasurer		18		COUNTY OF DANE			Fund Name: General Fund	
Prgm: Treasurer		000/00					Fund No: 1110	
<b>Mission:</b>								
To provide for the orderly collection, disbursement, and recording of all monies received or disbursed by Dane County. The Dane County Treasurer is also charged with maintaining records of transactions affecting taxes and the safekeeping of all County funds, including the investment of those funds in compliance with State Statutes and County Ordinances.								
<b>Description:</b>								
Chapter 59.20 of the Wisconsin State Statutes requires the County Treasurer to receive all county monies as directed by statute or ordinance; to disburse funds on order of the County Executive and County Board; to keep a true and accurate account of the receipt and expenditure of all funds processed by the Treasurer's Office; provide the State Treasurer, Department of Revenue and other entities with reports; to keep safe and invest all county funds consistent with state and county policy; to take tax certificates and process foreclosures; and to collect and distribute second installment and delinquent taxes and sell foreclosed property. The Office also calculates and prepares tax bills for 60 municipalities, certifies plats and pays special assessments to taxation districts. The Treasurer serves as Treasurer of the Drainage Board and is a member of the Land Information Office.								
	Actual 2022	Adopted 2023	2022 Carry Forward	Board Transfers	Budget As Modified	2023 YTD	Estimated 2023	Executive Recommended
<b>PROGRAM EXPENDITURES</b>								
Personnel Costs	\$533,795	\$586,000	\$0	\$0	\$586,000	\$158,867	\$569,241	\$605,800
Operating Expenses	\$263,045	\$239,025	\$0	\$0	\$239,025	\$133,610	\$242,565	\$268,985
Contractual Services	\$275,054	\$420,216	\$0	\$0	\$420,216	\$31,573	\$390,216	\$415,116
Operating Capital	\$0	\$0	\$0	\$0	\$0	\$0	\$0	\$0
<b>TOTAL</b>	<b>\$1,071,894</b>	<b>\$1,245,241</b>	<b>\$0</b>	<b>\$0</b>	<b>\$1,245,241</b>	<b>\$324,049</b>	<b>\$1,202,022</b>	<b>\$1,289,901</b>
<b>PROGRAM REVENUE</b>								
Taxes	\$2,521,879	\$2,502,189	\$0	\$0	\$2,502,189	\$753,058	\$2,502,189	\$2,502,189
Intergovernmental Revenue	\$0	\$0	\$0	\$0	\$0	\$0	\$0	\$0
Licenses & Permits	\$0	\$0	\$0	\$0	\$0	\$0	\$0	\$0
Fines, Forfeits & Penalties	\$374,531	\$225,000	\$0	\$0	\$225,000	(\$51,652)	\$225,000	\$225,000
Public Charges for Services	\$42,841	\$43,218	\$0	\$0	\$43,218	\$1,638	\$43,856	\$43,218
Miscellaneous	\$2,698,603	\$467,000	\$0	\$0	\$467,000	\$4,158,096	\$4,158,097	\$9,495,960
Other Financing Sources	\$258,215	\$44,500	\$0	\$0	\$44,500	\$289,891	\$289,891	\$44,500
<b>TOTAL</b>	<b>\$5,896,069</b>	<b>\$3,281,907</b>	<b>\$0</b>	<b>\$0</b>	<b>\$3,281,907</b>	<b>\$5,151,031</b>	<b>\$7,219,033</b>	<b>\$12,310,867</b>
<b>GPR SUPPORT</b>	<b>(\$4,824,175)</b>	<b>(\$2,036,666)</b>			<b>(\$2,036,666)</b>			<b>(\$11,020,966)</b>
<b>F.T.E. STAFF</b>	<b>5.000</b>	<b>5.000</b>					<b>5.000</b>	<b>5.000</b>

<b>Dept:</b> Treasurer	18	<b>Fund Name:</b> General Fund
<b>Prgm:</b> Treasurer	000/00	<b>Fund No.:</b> 1110

DI#	2024 Base	Net Decision Items							2024 Adopted Budget
		01	02	03	04	05	06	07	
<b>PROGRAM EXPENDITURES</b>									
Personnel Costs	\$578,000	\$0	\$0	\$27,800	\$0	\$0	\$0	\$0	\$605,800
Operating Expenses	\$239,025	\$29,960	\$0	\$0	\$0	\$0	\$0	\$0	\$268,985
Contractual Services	\$389,316	\$25,800	\$0	\$0	\$0	\$0	\$0	\$0	\$415,116
Operating Capital	\$0	\$0	\$0	\$0	\$0	\$0	\$0	\$0	\$0
<b>TOTAL</b>	<b>\$1,206,341</b>	<b>\$55,760</b>	<b>\$0</b>	<b>\$27,800</b>	<b>\$0</b>	<b>\$0</b>	<b>\$0</b>	<b>\$0</b>	<b>\$1,289,901</b>
<b>PROGRAM REVENUE</b>									
Taxes	\$2,502,189	\$0	\$0	\$0	\$0	\$0	\$0	\$0	\$2,502,189
Intergovernmental Revenue	\$0	\$0	\$0	\$0	\$0	\$0	\$0	\$0	\$0
Licenses & Permits	\$0	\$0	\$0	\$0	\$0	\$0	\$0	\$0	\$0
Fines, Forfeits & Penalties	\$225,000	\$0	\$0	\$0	\$0	\$0	\$0	\$0	\$225,000
Public Charges for Services	\$43,218	\$0	\$0	\$0	\$0	\$0	\$0	\$0	\$43,218
Miscellaneous	\$467,000	\$0	\$9,028,960	\$0	\$0	\$0	\$0	\$0	\$9,495,960
Other Financing Sources	\$44,500	\$0	\$0	\$0	\$0	\$0	\$0	\$0	\$44,500
<b>TOTAL</b>	<b>\$3,281,907</b>	<b>\$0</b>	<b>\$9,028,960</b>	<b>\$0</b>	<b>\$0</b>	<b>\$0</b>	<b>\$0</b>	<b>\$0</b>	<b>\$12,310,867</b>
<b>GPR SUPPORT</b>	<b>(\$2,075,566)</b>	<b>\$55,760</b>	<b>(\$9,028,960)</b>	<b>\$27,800</b>	<b>\$0</b>	<b>\$0</b>	<b>\$0</b>	<b>\$0</b>	<b>(\$11,020,966)</b>
<b>F.T.E. STAFF</b>	<b>5.000</b>	<b>0.000</b>	<b>0.000</b>	<b>0.000</b>	<b>0.000</b>	<b>0.000</b>	<b>0.000</b>	<b>0.000</b>	<b>5.000</b>

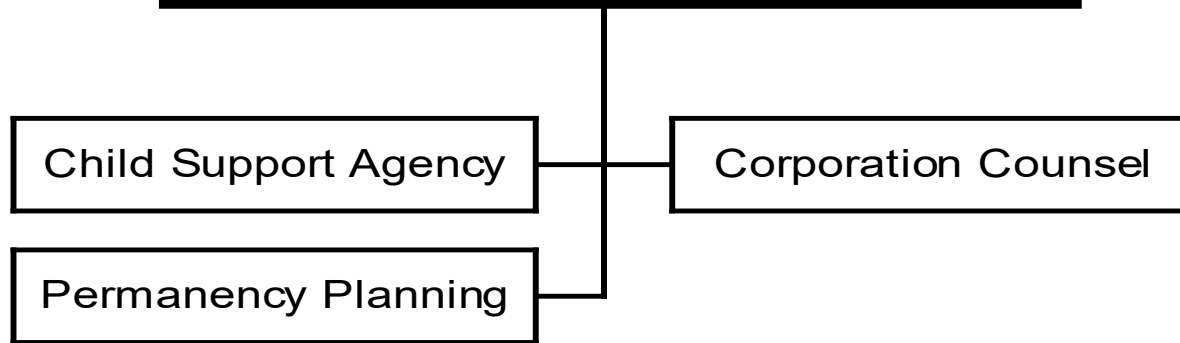
**NARRATIVE INFORMATION ABOUT DECISION ITEMS**

		Expenditures	Revenue	GPR Support
<b>2024 BUDGET BASE</b>		\$1,206,341	\$3,281,907	(\$2,075,566)
DI #	TRSR-TRSR-1 Reflection of ongoing business operations			
DEPT	Increase to software maintenance, tax deed expense, travel, check scanner, and currency messenger service	\$55,760	\$0	\$55,760
EXEC	Approved as Requested	\$0	\$0	\$0
ADOPTED	Approved as Recommended	\$0	\$0	\$0
<b>NET DI # TRSR-TRSR-1</b>		<b>\$55,760</b>	<b>\$0</b>	<b>\$55,760</b>



<b>Dept:</b>	Treasurer	18	<b>Fund Name:</b>	General Fund		
<b>Prgm:</b>	Treasurer	000/00	<b>Fund No.:</b>	1110		
<b>NARRATIVE INFORMATION ABOUT DECISION ITEMS, cont.</b>			<b>Expenditures</b>	<b>Revenues</b>	<b>GPR Support</b>	
DI #	TRSR-TRSR-2	Investment Income				
DEPT	rate increases = investment income increase		\$0	\$28,960	(\$28,960)	
EXEC	Based on projections increase the revenue anticipated in 2024 for Investment Income.		\$0	\$9,000,000	(\$9,000,000)	
ADOPTED	Approved as Recommended		\$0	\$0	\$0	
		<b>NET DI #</b>	<b>TRSR-TRSR-2</b>	\$0	\$9,028,960	(\$9,028,960)
DI #	TRSR-TRSR-3	Personnel Cost Changes				
DEPT			\$0	\$0	\$0	
EXEC	Adjust personnel costs to reflect a 4.5% cost of living increase for County employees in 2024. Also, adjust personnel costs to reflect new retirement (WRS) rates and negotiated handbook changes in effect for 2024.		\$27,800	\$0	\$27,800	
ADOPTED	Approved as Recommended		\$0	\$0	\$0	
		<b>NET DI #</b>	<b>TRSR-TRSR-3</b>	\$27,800	\$0	\$27,800
<b>2024 ADOPTED BUDGET</b>			\$1,289,901	\$12,310,867	(\$11,020,966)	

# Corporation Counsel



Division/Program	FTE	Expenditures	Program Specific Revenues	General Purpose Revenues
Corporation Counsel	9.000	\$2,142,320	\$419,297	\$1,723,023
Permanency Planning	15.000	\$2,245,970	\$554,618	\$1,691,352
Child Support Agency	56.000	\$7,747,610	\$6,515,450	\$1,232,160
<b>Corporation Counsel - Total</b>	<b>80.000</b>	<b>\$12,135,900</b>	<b>\$7,489,365</b>	<b>\$4,646,535 Appropriation</b>

Dept:	Corporation Counsel	21	COUNTY OF DANE			Fund Name:	General Fund	
Prgm:	Corporation Counsel	122/00				Fund No:	1110	
<u>Mission:</u>								
To provide timely and cost effective legal services to the county as a municipal corporate entity.								
<u>Description:</u>								
Under Section 59.42 of the Wisconsin State Statutes, the Corporation Counsel is responsible for providing legal services to county departments, the County Executive, the County Board of Supervisors, and elected officials; representing the County in civil litigation; prosecuting various County Ordinance violations; and assisting in the collection of delinquent accounts receivable.								
	Actual 2022	Adopted 2023	2022 Carry Forward	Board Transfers	Budget As Modified	2023 YTD	Estimated 2023	Executive Recommended
<b>PROGRAM EXPENDITURES</b>								
Personnel Costs	\$1,970,313	\$1,919,900	\$0	\$0	\$1,919,900	\$796,660	\$2,172,771	\$2,088,100
Operating Expenses	\$26,665	\$33,220	\$4,092	\$0	\$37,312	\$13,690	\$39,712	\$41,220
Contractual Services	\$14,600	\$17,100	\$0	\$0	\$17,100	\$0	\$17,100	\$13,000
Operating Capital	\$0	\$0	\$0	\$0	\$0	\$0	\$0	\$0
<b>TOTAL</b>	<b>\$2,011,577</b>	<b>\$1,970,220</b>	<b>\$4,092</b>	<b>\$0</b>	<b>\$1,974,312</b>	<b>\$810,349</b>	<b>\$2,229,583</b>	<b>\$2,142,320</b>
<b>PROGRAM REVENUE</b>								
Taxes	\$0	\$0	\$0	\$0	\$0	\$0	\$0	\$0
Intergovernmental Revenue	\$245,167	\$388,071	\$0	\$0	\$388,071	\$0	\$388,071	\$418,297
Licenses & Permits	\$0	\$0	\$0	\$0	\$0	\$0	\$0	\$0
Fines, Forfeits & Penalties	\$0	\$0	\$0	\$0	\$0	\$0	\$0	\$0
Public Charges for Services	\$0	\$1,000	\$0	\$0	\$1,000	\$0	\$1,000	\$1,000
Miscellaneous	\$0	\$0	\$0	\$0	\$0	\$0	\$0	\$0
Other Financing Sources	\$0	\$0	\$0	\$0	\$0	\$0	\$0	\$0
<b>TOTAL</b>	<b>\$245,167</b>	<b>\$389,071</b>	<b>\$0</b>	<b>\$0</b>	<b>\$389,071</b>	<b>\$0</b>	<b>\$389,071</b>	<b>\$419,297</b>
<b>GPR SUPPORT</b>	<b>\$1,766,411</b>	<b>\$1,581,149</b>			<b>\$1,585,241</b>			<b>\$1,723,023</b>
<b>F.T.E. STAFF</b>	<b>9.000</b>	<b>10.000</b>					<b>9.000</b>	<b>9.000</b>

<b>Dept:</b>	Corporation Counsel	21	<b>Fund Name:</b>	General Fund
<b>Prgm:</b>	Corporation Counsel	122/00	<b>Fund No.:</b>	1110

DI#	2024 Base	Net Decision Items							2024 Adopted Budget
		01	02	03	04	05	06	07	
<b>PROGRAM EXPENDITURES</b>									
Personnel Costs	\$1,995,900	\$0	\$0	\$0	\$1,800	\$90,400	\$0	\$0	\$2,088,100
Operating Expenses	\$33,220	\$0	\$0	\$8,000	\$0	\$0	\$0	\$0	\$41,220
Contractual Services	\$13,000	\$0	\$0	\$0	\$0	\$0	\$0	\$0	\$13,000
Operating Capital	\$0	\$0	\$0	\$0	\$0	\$0	\$0	\$0	\$0
<b>TOTAL</b>	<b>\$2,042,120</b>	<b>\$0</b>	<b>\$0</b>	<b>\$8,000</b>	<b>\$1,800</b>	<b>\$90,400</b>	<b>\$0</b>	<b>\$0</b>	<b>\$2,142,320</b>
<b>PROGRAM REVENUE</b>									
Taxes	\$0	\$0	\$0	\$0	\$0	\$0	\$0	\$0	\$0
Intergovernmental Revenue	\$388,071	\$22,950	\$7,276	\$0	\$0	\$0	\$0	\$0	\$418,297
Licenses & Permits	\$0	\$0	\$0	\$0	\$0	\$0	\$0	\$0	\$0
Fines, Forfeits & Penalties	\$0	\$0	\$0	\$0	\$0	\$0	\$0	\$0	\$0
Public Charges for Services	\$1,000	\$0	\$0	\$0	\$0	\$0	\$0	\$0	\$1,000
Miscellaneous	\$0	\$0	\$0	\$0	\$0	\$0	\$0	\$0	\$0
Other Financing Sources	\$0	\$0	\$0	\$0	\$0	\$0	\$0	\$0	\$0
<b>TOTAL</b>	<b>\$389,071</b>	<b>\$22,950</b>	<b>\$7,276</b>	<b>\$0</b>	<b>\$0</b>	<b>\$0</b>	<b>\$0</b>	<b>\$0</b>	<b>\$419,297</b>
<b>GPR SUPPORT</b>	<b>\$1,653,049</b>	<b>(\$22,950)</b>	<b>(\$7,276)</b>	<b>\$8,000</b>	<b>\$1,800</b>	<b>\$90,400</b>	<b>\$0</b>	<b>\$0</b>	<b>\$1,723,023</b>
<b>F.T.E. STAFF</b>	<b>9.000</b>	<b>0.000</b>	<b>0.000</b>	<b>0.000</b>	<b>0.000</b>	<b>0.000</b>	<b>0.000</b>	<b>0.000</b>	<b>9.000</b>

**NARRATIVE INFORMATION ABOUT DECISION ITEMS**

		Expenditures	Revenue	GPR Support
<b>2024 BUDGET BASE</b>		\$2,042,120	\$389,071	\$1,653,049
DI #	CORP-CNSL-1			
DEPT	Increase Groundwater Initiative Revenue			
Attorney position #290 is partially funded by the Groundwater Initiative Revenue line (landfill). It is anticipated that the costs for that attorney will increase in 2024; therefore, the revenue is projected to increase by \$22,950.		\$0	\$22,950	(\$22,950)
EXEC	Approved as Requested	\$0	\$0	\$0
ADOPTED	Approved as Recommended	\$0	\$0	\$0
NET DI # CORP-CNSL-1		\$0	\$22,950	(\$22,950)

Dept:		Corporation Counsel	21	Fund Name:		General Fund	
Prgm:		Corporation Counsel	122/00	Fund No.:		1110	
NARRATIVE INFORMATION ABOUT DECISION ITEMS, cont.				Expenditures	Revenues	GPR Support	
DI #	CORP-CNSL-2	Increase in Airport Services revenue					
DEPT	Positions #2521 and #3158 provide services unique to the Dane County Regional Airport. Position #2521 is assigned to all general legal issues for the Airport related to contracts, leases, property disputes, and day-to-day operations. Position #3158 provides assistance on all PFAS matters including regulatory issues, multi-agency and jurisdiction communication and coordination, and mitigation and remediation efforts.			\$0	\$7,276	(\$7,276)	
EXEC	Approved as Requested			\$0	\$0	\$0	
ADOPTED	Approved as Recommended			\$0	\$0	\$0	
NET DI # CORP-CNSL-2				\$0	\$7,276	(\$7,276)	
DI #	CORP-CNSL-3	Increase in Telephone Expense Line					
DEPT	This expense line has not changed for more than 10 years despite the growing costs related to necessary online legal research subscriptions and heavier reliance on the use of cell phones. The telephone expense line should be increased by \$8,000 to allow for anticipated costs in this area continuing to rise.			\$8,000	\$0	\$8,000	
EXEC	Approved as Requested			\$0	\$0	\$0	
ADOPTED	Approved as Recommended			\$0	\$0	\$0	
NET DI # CORP-CNSL-3				\$8,000	\$0	\$8,000	
DI #	CORP-CNSL-4	Increase in Professional Dues Expense Line					
DEPT	The expense line for professional dues should be increased by \$1,800. Not only have current memberships risen in price (State Bar, Dane County Bar, WI Assoc. of Corporation Counsels), but a new membership this year with the International Municipal Lawyers Assoc. has greatly expanded the availability of resources specifically designed around municipal jurisdiction issues.			\$1,800	\$0	\$1,800	
EXEC	Approved as Requested			\$0	\$0	\$0	
ADOPTED	Approved as Recommended			\$0	\$0	\$0	
NET DI # CORP-CNSL-4				\$1,800	\$0	\$1,800	

<b>Dept:</b>	Corporation Counsel	21	<b>Fund Name:</b>	General Fund		
<b>Prgm:</b>	Corporation Counsel	122/00	<b>Fund No.:</b>	1110		
<b>NARRATIVE INFORMATION ABOUT DECISION ITEMS, cont.</b>			<b>Expenditures</b>	<b>Revenues</b>	<b>GPR Support</b>	
DI #	CORP-CNSL-5	Personnel Cost Changes				
DEPT			\$0	\$0	\$0	
EXEC	Adjust personnel costs to reflect a 4.5% cost of living increase for County employees in 2024. Also, adjust personnel costs to reflect new retirement (WRS) rates and negotiated handbook changes in effect for 2024.		\$90,400	\$0	\$90,400	
ADOPTED	Approved as Recommended		\$0	\$0	\$0	
	NET DI #	CORP-CNSL-5	\$90,400	\$0	\$90,400	
<b>2024 ADOPTED BUDGET</b>			\$2,142,320	\$419,297	\$1,723,023	

<b>Dept:</b>	Corporation Counsel	21	<b>COUNTY OF DANE</b>	<b>Fund Name:</b>	General Fund
<b>Prgm:</b>	Permanency Planning	124/00		<b>Fund No:</b>	1110

Mission:

To represent the public interest in civil commitments and termination of parental rights cases.

Description:

Assigned staff are responsible for representing the public interest in civil commitments and termination of parental rights cases.

	Actual 2022	Adopted 2023	2022 Carry Forward	Board Transfers	Budget As Modified	2023 YTD	Estimated 2023	Executive Recommended
<b>PROGRAM EXPENDITURES</b>								
Personnel Costs	\$1,813,161	\$2,162,600	\$0	\$0	\$2,162,600	\$542,020	\$2,008,807	\$2,123,000
Operating Expenses	\$37,626	\$105,970	\$0	\$0	\$105,970	\$16,138	\$110,338	\$113,970
Contractual Services	\$13,997	\$10,000	\$0	\$0	\$10,000	\$10,506	\$14,507	\$9,000
Operating Capital	\$0	\$0	\$0	\$0	\$0	\$0	\$0	\$0
<b>TOTAL</b>	<b>\$1,864,784</b>	<b>\$2,278,570</b>	<b>\$0</b>	<b>\$0</b>	<b>\$2,278,570</b>	<b>\$568,664</b>	<b>\$2,133,652</b>	<b>\$2,245,970</b>
<b>PROGRAM REVENUE</b>								
Taxes	\$0	\$0	\$0	\$0	\$0	\$0	\$0	\$0
Intergovernmental Revenue	\$431,251	\$505,854	\$0	\$0	\$505,854	\$0	\$505,854	\$554,618
Licenses & Permits	\$0	\$0	\$0	\$0	\$0	\$0	\$0	\$0
Fines, Forfeits & Penalties	\$0	\$0	\$0	\$0	\$0	\$0	\$0	\$0
Public Charges for Services	\$0	\$0	\$0	\$0	\$0	\$0	\$0	\$0
Miscellaneous	\$0	\$0	\$0	\$0	\$0	\$0	\$0	\$0
Other Financing Sources	\$0	\$0	\$0	\$0	\$0	\$0	\$0	\$0
<b>TOTAL</b>	<b>\$431,251</b>	<b>\$505,854</b>	<b>\$0</b>	<b>\$0</b>	<b>\$505,854</b>	<b>\$0</b>	<b>\$505,854</b>	<b>\$554,618</b>
<b>GPR SUPPORT</b>	<b>\$1,433,533</b>	<b>\$1,772,716</b>			<b>\$1,772,716</b>			<b>\$1,691,352</b>
<b>F.T.E. STAFF</b>	<b>14.000</b>	<b>14.000</b>					<b>15.000</b>	<b>15.000</b>

<b>Dept:</b>	Corporation Counsel	21	<b>Fund Name:</b>	General Fund
<b>Prgm:</b>	Permanency Planning	124/00	<b>Fund No.:</b>	1110

DI#	2024 Base	Net Decision Items							2024 Adopted Budget
		01	02	03	04	05	06	07	
<b>PROGRAM EXPENDITURES</b>									
Personnel Costs	\$2,050,900	\$0	\$0	\$72,100	\$0	\$0	\$0	\$0	\$2,123,000
Operating Expenses	\$105,970	\$0	\$8,000	\$0	\$0	\$0	\$0	\$0	\$113,970
Contractual Services	\$9,000	\$0	\$0	\$0	\$0	\$0	\$0	\$0	\$9,000
Operating Capital	\$0	\$0	\$0	\$0	\$0	\$0	\$0	\$0	\$0
<b>TOTAL</b>	<b>\$2,165,870</b>	<b>\$0</b>	<b>\$8,000</b>	<b>\$72,100</b>	<b>\$0</b>	<b>\$0</b>	<b>\$0</b>	<b>\$0</b>	<b>\$2,245,970</b>
<b>PROGRAM REVENUE</b>									
Taxes	\$0	\$0	\$0	\$0	\$0	\$0	\$0	\$0	\$0
Intergovernmental Revenue	\$505,854	\$48,764	\$0	\$0	\$0	\$0	\$0	\$0	\$554,618
Licenses & Permits	\$0	\$0	\$0	\$0	\$0	\$0	\$0	\$0	\$0
Fines, Forfeits & Penalties	\$0	\$0	\$0	\$0	\$0	\$0	\$0	\$0	\$0
Public Charges for Services	\$0	\$0	\$0	\$0	\$0	\$0	\$0	\$0	\$0
Miscellaneous	\$0	\$0	\$0	\$0	\$0	\$0	\$0	\$0	\$0
Other Financing Sources	\$0	\$0	\$0	\$0	\$0	\$0	\$0	\$0	\$0
<b>TOTAL</b>	<b>\$505,854</b>	<b>\$48,764</b>	<b>\$0</b>	<b>\$0</b>	<b>\$0</b>	<b>\$0</b>	<b>\$0</b>	<b>\$0</b>	<b>\$554,618</b>
<b>GPR SUPPORT</b>	<b>\$1,660,016</b>	<b>(\$48,764)</b>	<b>\$8,000</b>	<b>\$72,100</b>	<b>\$0</b>	<b>\$0</b>	<b>\$0</b>	<b>\$0</b>	<b>\$1,691,352</b>
<b>F.T.E. STAFF</b>	<b>15.000</b>	<b>0.000</b>	<b>0.000</b>	<b>0.000</b>	<b>0.000</b>	<b>0.000</b>	<b>0.000</b>	<b>0.000</b>	<b>15.000</b>

<b>NARRATIVE INFORMATION ABOUT DECISION ITEMS</b>			Expenditures	Revenue	GPR Support
<b>2024 BUDGET BASE</b>			\$2,165,870	\$505,854	\$1,660,016
DI #	CORP-PPLN-1	Increase the projected IV-E reimbursement revenue			
DEPT	The estimated IV-E reimbursement revenue should increase by \$48,764.		\$0	\$48,764	(\$48,764)
EXEC	Approved as Requested		\$0	\$0	\$0
ADOPTED	Approved as Recommended		\$0	\$0	\$0
NET DI # CORP-PPLN-1			\$0	\$48,764	(\$48,764)



Dept:		Corporation Counsel	21	Fund Name:		General Fund	
Prgm:		Permanency Planning	124/00	Fund No.:		1110	
NARRATIVE INFORMATION ABOUT DECISION ITEMS, cont.				Expenditures	Revenues	GPR Support	
DI #	CORP-PPLN-2	Increase in Telephone Expense line.					
DEPT	This expense line has not changed for more than 10 years despite the growing costs related to necessary online legal research subscriptions and heavier reliance on the use of cell phones. The telephone expense line should be increased by \$8,000 to allow for anticipated costs in this area continuing to rise.			\$8,000	\$0	\$8,000	
EXEC	Approved as Requested			\$0	\$0	\$0	
ADOPTED	Approved as Recommended			\$0	\$0	\$0	
NET DI #				CORP-PPLN-2	\$8,000	\$0	\$8,000
DI #	CORP-PPLN-3	Personnel Cost Changes					
DEPT				\$0	\$0	\$0	
EXEC	Adjust personnel costs to reflect a 4.5% cost of living increase for County employees in 2024. Also, adjust personnel costs to reflect new retirement (WRS) rates and negotiated handbook changes in effect for 2024.			\$72,100	\$0	\$72,100	
ADOPTED	Approved as Recommended			\$0	\$0	\$0	
NET DI #				CORP-PPLN-3	\$72,100	\$0	\$72,100
<b>2024 ADOPTED BUDGET</b>				\$2,245,970	\$554,618	\$1,691,352	

<b>Dept:</b>	Corporation Counsel	21	<b>COUNTY OF DANE</b>	<b>Fund Name:</b>	General Fund
<b>Prgm:</b>	Child Support Agency	125/00		<b>Fund No:</b>	1110

Mission:

To establish paternity, establish and enforce child support orders, and locate absent parents. To enter court orders, work suspense items, audit payment records, and make transaction adjustments in the KIDS financial system.

Description:

The Child Support Agency was created by Sub. 1 to Resolution 284, 1975-76. The program is state mandated and primarily federally and state funded. The federal government pays 66% of expenses. The State provides performance funds. Child Support program revenues and performance funds are distributed to other Dane County departments through cooperative agreements. The cost to Dane County is less than 15%.

	Actual 2022	Adopted 2023	2022 Carry Forward	Board Transfers	Budget As Modified	2023 YTD	Estimated 2023	Executive Recommended
<b>PROGRAM EXPENDITURES</b>								
Personnel Costs	\$6,015,811	\$6,740,000	\$0	\$0	\$6,740,000	\$1,902,137	\$6,584,829	\$7,229,000
Operating Expenses	\$386,890	\$469,310	\$0	\$0	\$469,310	\$93,673	\$469,310	\$469,310
Contractual Services	\$6,100	\$7,400	\$0	\$0	\$7,400	\$0	\$7,400	\$5,700
Operating Capital	\$0	\$0	\$0	\$0	\$0	\$0	\$0	\$0
<b>TOTAL</b>	<b>\$6,408,801</b>	<b>\$7,216,710</b>	<b>\$0</b>	<b>\$0</b>	<b>\$7,216,710</b>	<b>\$1,995,810</b>	<b>\$7,061,539</b>	<b>\$7,704,010</b>
<b>PROGRAM REVENUE</b>								
Taxes	\$0	\$0	\$0	\$0	\$0	\$0	\$0	\$0
Intergovernmental Revenue	\$5,528,566	\$5,789,059	\$0	\$0	\$5,789,059	\$1,398,717	\$5,789,059	\$6,447,383
Licenses & Permits	\$0	\$0	\$0	\$0	\$0	\$0	\$0	\$0
Fines, Forfeits & Penalties	\$0	\$0	\$0	\$0	\$0	\$0	\$0	\$0
Public Charges for Services	\$28,650	\$39,000	\$0	\$0	\$39,000	\$8,394	\$39,000	\$39,000
Miscellaneous	\$0	\$0	\$0	\$0	\$0	\$0	\$0	\$0
Other Financing Sources	\$0	\$0	\$0	\$0	\$0	\$0	\$0	\$0
<b>TOTAL</b>	<b>\$5,557,216</b>	<b>\$5,828,059</b>	<b>\$0</b>	<b>\$0</b>	<b>\$5,828,059</b>	<b>\$1,407,110</b>	<b>\$5,828,059</b>	<b>\$6,486,383</b>
<b>GPR SUPPORT</b>	<b>\$851,586</b>	<b>\$1,388,651</b>			<b>\$1,388,651</b>			<b>\$1,217,627</b>
<b>F.T.E. STAFF</b>	<b>52.000</b>	<b>53.000</b>					<b>53.000</b>	<b>56.000</b>

Dept: Corporation Counsel		21		Fund Name: General Fund					
Prgm: Child Support Agency		125/00		Fund No.: 1110					
DI#	2024 Base	Net Decision Items							2024 Adopted Budget
		01	02	03	04	05	06	07	
<b>PROGRAM EXPENDITURES</b>									
Personnel Costs	\$6,698,900	\$254,600	\$0	\$319,100	\$0	\$0	\$0	\$0	\$7,272,600
Operating Expenses	\$469,310	\$0	\$0	\$0	\$0	\$0	\$0	\$0	\$469,310
Contractual Services	\$5,700	\$0	\$0	\$0	\$0	\$0	\$0	\$0	\$5,700
Operating Capital	\$0	\$0	\$0	\$0	\$0	\$0	\$0	\$0	\$0
<b>TOTAL</b>	<b>\$7,173,910</b>	<b>\$254,600</b>	<b>\$0</b>	<b>\$319,100</b>	<b>\$0</b>	<b>\$0</b>	<b>\$0</b>	<b>\$0</b>	<b>\$7,747,610</b>
<b>PROGRAM REVENUE</b>									
Taxes	\$0	\$0	\$0	\$0	\$0	\$0	\$0	\$0	\$0
Intergovernmental Revenue	\$5,789,059	\$168,000	\$308,524	\$210,867	\$0	\$0	\$0	\$0	\$6,476,450
Licenses & Permits	\$0	\$0	\$0	\$0	\$0	\$0	\$0	\$0	\$0
Fines, Forfeits & Penalties	\$0	\$0	\$0	\$0	\$0	\$0	\$0	\$0	\$0
Public Charges for Services	\$39,000	\$0	\$0	\$0	\$0	\$0	\$0	\$0	\$39,000
Miscellaneous	\$0	\$0	\$0	\$0	\$0	\$0	\$0	\$0	\$0
Other Financing Sources	\$0	\$0	\$0	\$0	\$0	\$0	\$0	\$0	\$0
<b>TOTAL</b>	<b>\$5,828,059</b>	<b>\$168,000</b>	<b>\$308,524</b>	<b>\$210,867</b>	<b>\$0</b>	<b>\$0</b>	<b>\$0</b>	<b>\$0</b>	<b>\$6,515,450</b>
GPR SUPPORT	\$1,345,851	\$86,600	(\$308,524)	\$108,233	\$0	\$0	\$0	\$0	\$1,232,160
F.T.E. STAFF	53.000	0.000	0.000	3.000	0.000	0.000	0.000	0.000	56.000
<b>NARRATIVE INFORMATION ABOUT DECISION ITEMS</b>							Expenditures	Revenue	GPR Support
<b>2024 BUDGET BASE</b>							\$7,173,910	\$5,828,059	\$1,345,851
DI #	CORP-CSA-1	Personnel Cost Changes					\$0	\$0	\$0
DEPT									
EXEC	Adjust personnel costs to reflect a 4.5% cost of living increase for County employees in 2024. Also, adjust personnel costs to reflect new retirement (WRS) rates and negotiated handbook changes in effect for 2024.					\$254,600	\$168,000	\$86,600	
ADOPTED	Approved as Recommended					\$0	\$0	\$0	
NET DI # CORP-CSA-1							\$254,600	\$168,000	\$86,600

Dept:		Corporation Counsel	21	Fund Name:	General Fund		
Prgm:		Child Support Agency	125/00	Fund No.:	1110		
NARRATIVE INFORMATION ABOUT DECISION ITEMS, cont.				Expenditures	Revenues	GPR Support	
DI #	CORP-CSA-2	Federal Reimbursement					
DEPT				\$0	\$0	\$0	
EXEC	Adjust Federal Reimbursement revenue in the Corporation Counsel Child Support division to reflect the amount expected for 2024.			\$0	\$308,524	(\$308,524)	
ADOPTED	Approved as Recommended			\$0	\$0	\$0	
NET DI # CORP-CSA-2				\$0	\$308,524	(\$308,524)	
DI #	CORP-CSA-3	Birth Cost Recovery					
DEPT				\$0	\$0	\$0	
EXEC	Adjust expenditures and revenues in the Corporation Counsel Child Support division to reflect the cost of new staff necessary to effectively evaluate, develop and implement a project to expunge appropriate birth cost recovery judgments.			\$275,500	\$181,800	\$93,700	
ADOPTED	Increase expenditures by \$43,600 and revenues by \$29,067 to allow the Child Support Investigator position added by the County Executive for the Birth Cost Recovery initiative to begin 1/1/2024 rather than 6/1/2024 specifying reporting requirements to the Public Protection and Judiciary Committee as well as the Board urging state legislative changes.			\$43,600	\$29,067	\$14,533	
NET DI # CORP-CSA-3				\$319,100	\$210,867	\$108,233	
<b>2024 ADOPTED BUDGET</b>				\$7,747,610	\$6,515,450	\$1,232,160	

# Register of Deeds

Register of Deeds

Division/Program	FTE	Expenditures	Program Specific Revenues	General Purpose Revenues
<b>General Fund</b>				
<b>Register of Deeds</b>	<b>13.350</b>	<b>\$1,885,590</b>	<b>\$4,453,300</b>	<b>(\$2,567,710) Appropriation</b>

<b>Dept:</b>	Register of Deeds	24	<b>COUNTY OF DANE</b>	<b>Fund Name:</b>	General Fund
<b>Prgm:</b>	Register of Deeds	000/00		<b>Fund No:</b>	1110

**Mission:**  
 To provide the official county repository for real estate, birth, death, marriage, domestic partnership and military discharge records affecting citizens in this county. To provide safe, archival storage and convenient access to these records; and to implement statutory changes, system modernization, program and procedure evaluation, and staff development to assure a high level of timely service for users.

**Description:**  
 Under Chapters 16, 59, 69, 236, 409, 703, 706, 779, 867 and others of the Wisconsin Statutes, the department provides services in three main areas: Reception and Real Estate reviews, records and indexes documents that affect the rights and interests of citizens in Dane County real estate and the department maintains a tract index of recorded documents making reference to approximately 327,410 parcels in Dane County; Vital Records reviews, indexes and files the legal records of all births, deaths and marriages in Dane County, providing certified copies of these records upon request, and provides a repository for military discharges for veterans; Records Maintenance preserves images of real estate documents according to archival standards and provides public access to these images. The Register of Deeds is also part of the County Land Information Office and collects funds for the Wisconsin Land Information Program to modernize land record keeping systems.

	Actual 2022	Adopted 2023	2022 Carry Forward	Board Transfers	Budget As Modified	2023 YTD	Estimated 2023	Executive Recommended
<b>PROGRAM EXPENDITURES</b>								
Personnel Costs	\$1,281,258	\$1,555,600	\$0	\$0	\$1,555,600	\$406,227	\$1,518,534	\$1,541,100
Operating Expenses	\$57,647	\$145,290	\$0	\$0	\$145,290	\$15,699	\$145,290	\$157,090
Contractual Services	\$151,184	\$188,700	\$0	\$0	\$188,700	\$75,032	\$188,700	\$187,400
Operating Capital	\$0	\$0	\$0	\$0	\$0	\$0	\$0	\$0
<b>TOTAL</b>	<b>\$1,490,089</b>	<b>\$1,889,590</b>	<b>\$0</b>	<b>\$0</b>	<b>\$1,889,590</b>	<b>\$496,958</b>	<b>\$1,852,524</b>	<b>\$1,885,590</b>
<b>PROGRAM REVENUE</b>								
Taxes	\$3,361,366	\$2,696,200	\$0	\$0	\$2,696,200	\$650,520	\$2,696,200	\$2,696,200
Intergovernmental Revenue	\$0	\$0	\$0	\$0	\$0	\$0	\$0	\$0
Licenses & Permits	\$0	\$0	\$0	\$0	\$0	\$0	\$0	\$0
Fines, Forfeits & Penalties	\$0	\$0	\$0	\$0	\$0	\$0	\$0	\$0
Public Charges for Services	\$1,967,314	\$2,195,200	\$0	\$0	\$2,195,200	\$444,822	\$2,195,200	\$1,757,100
Miscellaneous	\$0	\$0	\$0	\$0	\$0	\$0	\$0	\$0
Other Financing Sources	\$0	\$0	\$0	\$0	\$0	\$0	\$0	\$0
<b>TOTAL</b>	<b>\$5,328,680</b>	<b>\$4,891,400</b>	<b>\$0</b>	<b>\$0</b>	<b>\$4,891,400</b>	<b>\$1,095,342</b>	<b>\$4,891,400</b>	<b>\$4,453,300</b>
<b>GPR SUPPORT</b>	<b>(\$3,838,591)</b>	<b>(\$3,001,810)</b>			<b>(\$3,001,810)</b>			<b>(\$2,567,710)</b>
<b>F.T.E. STAFF</b>	<b>14.350</b>	<b>14.350</b>					<b>14.350</b>	<b>13.350</b>

Dept: Register of Deeds		24		Fund Name: General Fund					
Prgrm: Register of Deeds		000/00		Fund No.: 1110					
DI#	2024 Base	Net Decision Items							2024 Adopted Budget
		01	02	03	04	05	06	07	
<b>PROGRAM EXPENDITURES</b>									
Personnel Costs	\$1,580,800	(\$99,900)	\$60,200	\$0	\$0	\$0	\$0	\$0	\$1,541,100
Operating Expenses	\$145,290	\$11,800	\$0	\$0	\$0	\$0	\$0	\$0	\$157,090
Contractual Services	\$187,400	\$0	\$0	\$0	\$0	\$0	\$0	\$0	\$187,400
Operating Capital	\$0	\$0	\$0	\$0	\$0	\$0	\$0	\$0	\$0
<b>TOTAL</b>	<b>\$1,913,490</b>	<b>(\$88,100)</b>	<b>\$60,200</b>	<b>\$0</b>	<b>\$0</b>	<b>\$0</b>	<b>\$0</b>	<b>\$0</b>	<b>\$1,885,590</b>
<b>PROGRAM REVENUE</b>									
Taxes	\$2,696,200	\$0	\$0	\$0	\$0	\$0	\$0	\$0	\$2,696,200
Intergovernmental Revenue	\$0	\$0	\$0	\$0	\$0	\$0	\$0	\$0	\$0
Licenses & Permits	\$0	\$0	\$0	\$0	\$0	\$0	\$0	\$0	\$0
Fines, Forfeits & Penalties	\$0	\$0	\$0	\$0	\$0	\$0	\$0	\$0	\$0
Public Charges for Services	\$2,195,200	(\$88,100)	\$0	(\$350,000)	\$0	\$0	\$0	\$0	\$1,757,100
Miscellaneous	\$0	\$0	\$0	\$0	\$0	\$0	\$0	\$0	\$0
Other Financing Sources	\$0	\$0	\$0	\$0	\$0	\$0	\$0	\$0	\$0
<b>TOTAL</b>	<b>\$4,891,400</b>	<b>(\$88,100)</b>	<b>\$0</b>	<b>(\$350,000)</b>	<b>\$0</b>	<b>\$0</b>	<b>\$0</b>	<b>\$0</b>	<b>\$4,453,300</b>
GPR SUPPORT	(\$2,977,910)	\$0	\$60,200	\$350,000	\$0	\$0	\$0	\$0	(\$2,567,710)
F.T.E. STAFF	14.350	(1.000)	0.000	0.000	0.000	0.000	0.000	0.000	13.350
<b>NARRATIVE INFORMATION ABOUT DECISION ITEMS</b>							Expenditures	Revenue	GPR Support
<b>2024 BUDGET BASE</b>							\$1,913,490	\$4,891,400	(\$2,977,910)
DI #	REGD-REGD-1	REGISTER OF DEEDS REALLOCATION OF FUNDS							
DEPT	Eliminate position number 2299 and reduce expected revenue for land records.						(\$88,100)	(\$88,100)	\$0
EXEC	Approved as Requested						\$0	\$0	\$0
ADOPTED	Approved as Recommended						\$0	\$0	\$0
NET DI # REGD-REGD-1							(\$88,100)	(\$88,100)	\$0

Dept:		Register of Deeds	24	Fund Name:		General Fund	
Prgm:		Register of Deeds	000/00	Fund No.:		1110	
NARRATIVE INFORMATION ABOUT DECISION ITEMS, cont.				Expenditures	Revenues	GPR Support	
DI #	REGD-REGD-2	Personnel Cost Changes					
DEPT				\$0	\$0	\$0	
EXEC	Adjust personnel costs to reflect a 4.5% cost of living increase for County employees in 2024. Also, adjust personnel costs to reflect new retirement (WRS) rates and negotiated handbook changes in effect for 2024.			\$60,200	\$0	\$60,200	
ADOPTED	Approved as Recommended			\$0	\$0	\$0	
		NET DI #	REGD-REGD-2	\$60,200	\$0	\$60,200	
DI #	REGD-REGD-3	REDUCE RECORDING FEES					
DEPT				\$0	\$0	\$0	
EXEC	Reduce Recording fees by \$350,000 to reflect reduced document recording activity.			\$0	(\$350,000)	\$350,000	
ADOPTED	Approved as Recommended			\$0	\$0	\$0	
		NET DI #	REGD-REGD-3	\$0	(\$350,000)	\$350,000	
<b>2024 ADOPTED BUDGET</b>				\$1,885,590	\$4,453,300	(\$2,567,710)	



## Miscellaneous Appropriations

Greater Madison Convention & Visitors Bureau

Division/Program	FTE	Expenditures	Program Specific Revenues	General Purpose Revenues	
<b>Destination Madison</b>	<b>0.000</b>	<b>\$312,100</b>	<b>\$0</b>	<b>\$312,100</b>	<b>Appropriation</b>

<b>Dept:</b>	Miscellaneous Appropriations	27	<b>COUNTY OF DANE</b>	<b>Fund Name:</b>	General Fund
<b>Prgm:</b>	Destination Madison	500/00		<b>Fund No:</b>	1110

Mission:

To develop and expand the convention and tourism industry and its corresponding economic impact on the Greater Madison/Dane County area.

Description:

Destination Madison, Inc. is a private, non-profit organization established to coordinate and promote the expansion and development of Dane County's convention and tourism industry. This stimulates the overall Dane County economy and assists in creation of job opportunities. Dane County contracts with the Bureau for services including: marketing the Alliant Energy Center; marketing the communities in Dane County to the group market; general marketing of the County to tourists and maintenance of a downtown visitor information center.

	Actual 2022	Adopted 2023	2022 Carry Forward	Board Transfers	Budget As Modified	2023 YTD	Estimated 2023	Executive Recommended
<b>PROGRAM EXPENDITURES</b>								
Personnel Costs	\$0	\$0	\$0	\$0	\$0	\$0	\$0	\$0
Operating Expenses	\$68,100	\$53,100	\$0	\$0	\$53,100	\$53,100	\$53,100	\$53,100
Contractual Services	\$234,000	\$259,000	\$0	\$0	\$259,000	\$86,333	\$259,000	\$259,000
Operating Capital	\$0	\$0	\$0	\$0	\$0	\$0	\$0	\$0
<b>TOTAL</b>	<b>\$302,100</b>	<b>\$312,100</b>	<b>\$0</b>	<b>\$0</b>	<b>\$312,100</b>	<b>\$139,433</b>	<b>\$312,100</b>	<b>\$312,100</b>
<b>PROGRAM REVENUE</b>								
Taxes	\$0	\$0	\$0	\$0	\$0	\$0	\$0	\$0
Intergovernmental Revenue	\$0	\$0	\$0	\$0	\$0	\$0	\$0	\$0
Licenses & Permits	\$0	\$0	\$0	\$0	\$0	\$0	\$0	\$0
Fines, Forfeits & Penalties	\$0	\$0	\$0	\$0	\$0	\$0	\$0	\$0
Public Charges for Services	\$0	\$0	\$0	\$0	\$0	\$0	\$0	\$0
Miscellaneous	\$0	\$0	\$0	\$0	\$0	\$0	\$0	\$0
Other Financing Sources	\$0	\$0	\$0	\$0	\$0	\$0	\$0	\$0
<b>TOTAL</b>	<b>\$0</b>	<b>\$0</b>	<b>\$0</b>	<b>\$0</b>	<b>\$0</b>	<b>\$0</b>	<b>\$0</b>	<b>\$0</b>
<b>GPR SUPPORT</b>	<b>\$302,100</b>	<b>\$312,100</b>			<b>\$312,100</b>			<b>\$312,100</b>
<b>F.T.E. STAFF</b>	<b>0.000</b>	<b>0.000</b>					<b>0.000</b>	<b>0.000</b>

Dept: Miscellaneous Appropriations		27							Fund Name: General Fund	
Prgm: Destination Madison		500/00							Fund No.: 1110	
DI#	2024 Base	Net Decision Items							2024 Adopted Budget	
		01	02	03	04	05	06	07		
<b>PROGRAM EXPENDITURES</b>										
Personnel Costs	\$0	\$0	\$0	\$0	\$0	\$0	\$0	\$0	\$0	
Operating Expenses	\$53,100	\$0	\$0	\$0	\$0	\$0	\$0	\$0	\$53,100	
Contractual Services	\$259,000	\$0	\$0	\$0	\$0	\$0	\$0	\$0	\$259,000	
Operating Capital	\$0	\$0	\$0	\$0	\$0	\$0	\$0	\$0	\$0	
<b>TOTAL</b>	<b>\$312,100</b>	<b>\$0</b>	<b>\$0</b>	<b>\$0</b>	<b>\$0</b>	<b>\$0</b>	<b>\$0</b>	<b>\$0</b>	<b>\$312,100</b>	
<b>PROGRAM REVENUE</b>										
Taxes	\$0	\$0	\$0	\$0	\$0	\$0	\$0	\$0	\$0	
Intergovernmental Revenue	\$0	\$0	\$0	\$0	\$0	\$0	\$0	\$0	\$0	
Licenses & Permits	\$0	\$0	\$0	\$0	\$0	\$0	\$0	\$0	\$0	
Fines, Forfeits & Penalties	\$0	\$0	\$0	\$0	\$0	\$0	\$0	\$0	\$0	
Public Charges for Services	\$0	\$0	\$0	\$0	\$0	\$0	\$0	\$0	\$0	
Miscellaneous	\$0	\$0	\$0	\$0	\$0	\$0	\$0	\$0	\$0	
Other Financing Sources	\$0	\$0	\$0	\$0	\$0	\$0	\$0	\$0	\$0	
<b>TOTAL</b>	<b>\$0</b>	<b>\$0</b>	<b>\$0</b>	<b>\$0</b>	<b>\$0</b>	<b>\$0</b>	<b>\$0</b>	<b>\$0</b>	<b>\$0</b>	
<b>GPR SUPPORT</b>	<b>\$312,100</b>	<b>\$0</b>	<b>\$0</b>	<b>\$0</b>	<b>\$0</b>	<b>\$0</b>	<b>\$0</b>	<b>\$0</b>	<b>\$312,100</b>	
<b>F.T.E. STAFF</b>	<b>0.000</b>	<b>0.000</b>	<b>0.000</b>	<b>0.000</b>	<b>0.000</b>	<b>0.000</b>	<b>0.000</b>	<b>0.000</b>	<b>0.000</b>	
<b>NARRATIVE INFORMATION ABOUT DECISION ITEMS</b>							Expenditures	Revenue	GPR Support	
<b>2024 BUDGET BASE</b>							\$312,100	\$0	\$312,100	
<b>2024 ADOPTED BUDGET</b>							\$312,100	\$0	\$312,100	

# Pretrial Services

Pretrial Services

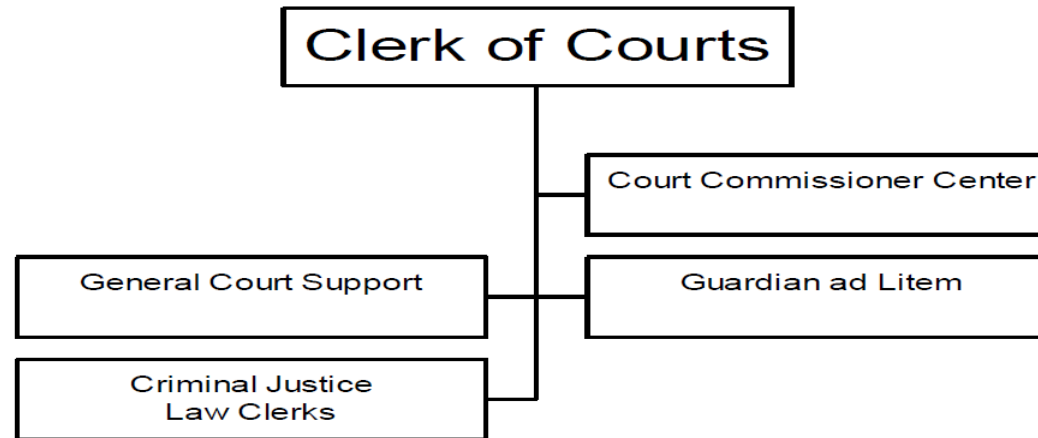
Division/Program	FTE	Expenditures	Program Specific Revenues	General Purpose Revenues	
<b>General Fund</b>					
<b>Pretrial Services</b>	<b>9.000</b>	<b>\$1,259,200</b>	<b>\$0</b>	<b>\$1,259,200</b>	<b>Appropriation</b>

Dept:	Pretrial Services	28	COUNTY OF DANE			Fund Name:	General Fund	
Prgm:	Pretrial Services	202/00				Fund No:	1110	
<u>Mission:</u>								
The mission of Pretrial Services is to provide pretrial services to defendants in the Dane County Criminal Courts. As Agents of the Court, the department strives to increase public protection through the supervision of bail conditions, referrals to community resources and support, and opportunities for positive change. The department is committed to providing quality services in a respectful manner to a diverse client population.								
<u>Description:</u>								
The pretrial jail diversion office provides bail monitoring to all eligible defendants ordered by the courts.								
	Actual 2022	Adopted 2023	2022 Carry Forward	Board Transfers	Budget As Modified	2023 YTD	Estimated 2023	Executive Recommended
PROGRAM EXPENDITURES								
Personnel Costs	\$211,634	\$1,015,000	\$0	\$0	\$1,015,000	\$259,824	\$1,022,210	\$1,118,500
Operating Expenses	\$4,113	\$13,700	\$0	\$0	\$13,700	\$10,342	\$13,700	\$13,700
Contractual Services	\$98,328	\$125,900	\$0	\$0	\$125,900	\$32,870	\$125,900	\$127,000
Operating Capital	\$0	\$0	\$0	\$0	\$0	\$0	\$0	\$0
TOTAL	\$314,074	\$1,154,600	\$0	\$0	\$1,154,600	\$303,035	\$1,161,810	\$1,259,200
PROGRAM REVENUE								
Taxes	\$0	\$0	\$0	\$0	\$0	\$0	\$0	\$0
Intergovernmental Revenue	\$0	\$0	\$0	\$0	\$0	\$0	\$0	\$0
Licenses & Permits	\$0	\$0	\$0	\$0	\$0	\$0	\$0	\$0
Fines, Forfeits & Penalties	\$0	\$0	\$0	\$0	\$0	\$0	\$0	\$0
Public Charges for Services	\$0	\$0	\$0	\$0	\$0	\$0	\$0	\$0
Miscellaneous	\$0	\$0	\$0	\$0	\$0	\$0	\$0	\$0
Other Financing Sources	\$0	\$0	\$0	\$0	\$0	\$0	\$0	\$0
TOTAL	\$0	\$0	\$0	\$0	\$0	\$0	\$0	\$0
GPR SUPPORT	\$314,074	\$1,154,600			\$1,154,600			\$1,259,200
F.T.E. STAFF	9.000	9.000					9.000	9.000

<b>Dept:</b> Pretrial Services	28	<b>Fund Name:</b> General Fund
<b>Prgm:</b> Pretrial Services	202/00	<b>Fund No.:</b> 1110

DI#	2024 Base	Net Decision Items							2024 Adopted Budget	
		01	02	03	04	05	06	07		
<b>PROGRAM EXPENDITURES</b>										
Personnel Costs	\$1,041,400	\$77,100	\$0	\$0	\$0	\$0	\$0	\$0	\$0	\$1,118,500
Operating Expenses	\$13,700	\$0	\$0	\$0	\$0	\$0	\$0	\$0	\$0	\$13,700
Contractual Services	\$127,000	\$0	\$0	\$0	\$0	\$0	\$0	\$0	\$0	\$127,000
Operating Capital	\$0	\$0	\$0	\$0	\$0	\$0	\$0	\$0	\$0	\$0
<b>TOTAL</b>	<b>\$1,182,100</b>	<b>\$77,100</b>	<b>\$0</b>	<b>\$0</b>	<b>\$0</b>	<b>\$0</b>	<b>\$0</b>	<b>\$0</b>	<b>\$0</b>	<b>\$1,259,200</b>
<b>PROGRAM REVENUE</b>										
Taxes	\$0	\$0	\$0	\$0	\$0	\$0	\$0	\$0	\$0	\$0
Intergovernmental Revenue	\$0	\$0	\$0	\$0	\$0	\$0	\$0	\$0	\$0	\$0
Licenses & Permits	\$0	\$0	\$0	\$0	\$0	\$0	\$0	\$0	\$0	\$0
Fines, Forfeits & Penalties	\$0	\$0	\$0	\$0	\$0	\$0	\$0	\$0	\$0	\$0
Public Charges for Services	\$0	\$0	\$0	\$0	\$0	\$0	\$0	\$0	\$0	\$0
Miscellaneous	\$0	\$0	\$0	\$0	\$0	\$0	\$0	\$0	\$0	\$0
Other Financing Sources	\$0	\$0	\$0	\$0	\$0	\$0	\$0	\$0	\$0	\$0
<b>TOTAL</b>	<b>\$0</b>	<b>\$0</b>	<b>\$0</b>	<b>\$0</b>	<b>\$0</b>	<b>\$0</b>	<b>\$0</b>	<b>\$0</b>	<b>\$0</b>	<b>\$0</b>
<b>GPR SUPPORT</b>	<b>\$1,182,100</b>	<b>\$77,100</b>	<b>\$0</b>	<b>\$0</b>	<b>\$0</b>	<b>\$0</b>	<b>\$0</b>	<b>\$0</b>	<b>\$0</b>	<b>\$1,259,200</b>
<b>F.T.E. STAFF</b>	<b>9.000</b>	<b>0.000</b>	<b>0.000</b>	<b>0.000</b>	<b>0.000</b>	<b>0.000</b>	<b>0.000</b>	<b>0.000</b>	<b>0.000</b>	<b>9.000</b>

NARRATIVE INFORMATION ABOUT DECISION ITEMS			Expenditures	Revenue	GPR Support
<b>2024 BUDGET BASE</b>			\$1,182,100	\$0	\$1,182,100
DI #	PRET-PRET-1	Personnel Cost Changes	\$0	\$0	\$0
DEPT					
EXEC	Adjust personnel costs to reflect a 4.5% cost of living increase for County employees in 2024. Also, adjust personnel costs to reflect new retirement (WRS) rates and negotiated handbook changes in effect for 2024.		\$77,100	\$0	\$77,100
ADOPTED	Approved as Recommended		\$0	\$0	\$0
	NET DI #	PRET-PRET-1	\$77,100	\$0	\$77,100
<b>2024 ADOPTED BUDGET</b>			<b>\$1,259,200</b>	<b>\$0</b>	<b>\$1,259,200</b>



Division/Program	FTE	Expenditures	Program Specific Revenues	General Purpose Revenues
General Court Support	75.500	\$10,278,442	\$4,644,150	\$5,634,292
Court Commissioner Center	29.500	\$4,613,700	\$1,369,800	\$3,243,900
Criminal Justice - Law Clerks	5.000	\$625,300	\$0	\$625,300
Guardian ad Litem	0.500	\$843,460	\$570,100	\$273,360
<b>Clerk of Courts - Total</b>	<b>110.500</b>	<b>\$16,360,902</b>	<b>\$6,584,050</b>	<b>\$9,776,852</b> Appropriation

<b>Dept:</b>	Clerk of Courts	30	<b>COUNTY OF DANE</b>	<b>Fund Name:</b>	General Fund
<b>Prgm:</b>	General Court Support	200/00		<b>Fund No:</b>	1110

**Mission:**  
 The mission of the Clerk of Courts Office is to provide services essential to the smooth operation of Dane County's court system. The Department strives to be the administrative link between the judiciary and the public in the most efficient, courteous and professional manner possible. The Clerk of Courts/Register in Probate is dedicated to establishing procedures and practices that promote quality public court services in Dane County.

**Description:**  
 Chapter 753 of the Wisconsin Statutes established a unified court system, providing for state funding of judge and court reporter salaries. Dane County, in the Fifth Judicial Administrative District, presently has seventeen branches, Clerk of Court's administrative office, as well as the Dane County Legal Resource Center.

The Clerk of Courts/Register in Probate provides administrative services, including case processing, records maintenance, and accounting services related to the receipt and disbursement of fines, forfeitures, restitution and other court-ordered obligations. These responsibilities increase significantly each year as the office undertakes additional collection efforts and the public's demand for open records increases.

	Actual 2022	Adopted 2023	2022 Carry Forward	Board Transfers	Budget As Modified	2023 YTD	Estimated 2023	Executive Recommended
<b>PROGRAM EXPENDITURES</b>								
Personnel Costs	\$7,031,015	\$7,965,700	\$0	\$0	\$7,965,700	\$2,289,082	\$7,924,574	\$8,595,200
Operating Expenses	\$949,378	\$843,290	\$939	\$0	\$844,229	\$228,610	\$844,229	\$843,290
Contractual Services	\$853,190	\$836,252	\$0	\$0	\$836,252	\$271,881	\$836,252	\$847,952
Operating Capital	\$0	\$0	\$0	\$0	\$0	\$0	\$0	\$0
<b>TOTAL</b>	<b>\$8,833,583</b>	<b>\$9,645,242</b>	<b>\$939</b>	<b>\$0</b>	<b>\$9,646,181</b>	<b>\$2,789,573</b>	<b>\$9,605,055</b>	<b>\$10,286,442</b>
<b>PROGRAM REVENUE</b>								
Taxes	\$0	\$0	\$0	\$0	\$0	\$0	\$0	\$0
Intergovernmental Revenue	\$1,607,626	\$1,511,050	\$0	\$0	\$1,511,050	\$797,845	\$1,511,050	\$1,511,050
Licenses & Permits	\$0	\$0	\$0	\$0	\$0	\$0	\$0	\$0
Fines, Forfeits & Penalties	\$818,584	\$1,378,500	\$0	\$0	\$1,378,500	\$305,278	\$1,378,500	\$1,378,500
Public Charges for Services	\$1,007,188	\$1,433,300	\$0	\$0	\$1,433,300	\$280,054	\$1,433,300	\$1,433,300
Miscellaneous	\$206,421	\$321,300	\$0	\$0	\$321,300	\$123,682	\$386,869	\$321,300
Other Financing Sources	\$0	\$0	\$0	\$0	\$0	\$0	\$0	\$0
<b>TOTAL</b>	<b>\$3,639,819</b>	<b>\$4,644,150</b>	<b>\$0</b>	<b>\$0</b>	<b>\$4,644,150</b>	<b>\$1,506,858</b>	<b>\$4,709,719</b>	<b>\$4,644,150</b>
<b>GPR SUPPORT</b>	<b>\$5,193,765</b>	<b>\$5,001,092</b>			<b>\$5,002,031</b>			<b>\$5,642,292</b>
<b>F.T.E. STAFF</b>	<b>73.100</b>	<b>73.500</b>					<b>73.500</b>	<b>75.500</b>



Dept: Clerk of Courts		30		Fund Name: General Fund					
Prgm: General Court Support		200/00		Fund No.: 1110					
DI#	2024 Base	Net Decision Items							2024 Adopted Budget
		01	02	03	04	05	06	07	
<b>PROGRAM EXPENDITURES</b>									
Personnel Costs	\$8,084,600	\$0	\$0	\$0	\$304,400	\$206,200	\$0	\$0	\$8,595,200
Operating Expenses	\$843,290	\$0	\$0	\$0	\$0	\$0	\$0	\$0	\$843,290
Contractual Services	\$825,252	\$2,700	\$20,000	\$0	\$0	\$0	(\$8,000)	\$0	\$839,952
Operating Capital	\$0	\$0	\$0	\$0	\$0	\$0	\$0	\$0	\$0
<b>TOTAL</b>	<b>\$9,753,142</b>	<b>\$2,700</b>	<b>\$20,000</b>	<b>\$0</b>	<b>\$304,400</b>	<b>\$206,200</b>	<b>(\$8,000)</b>	<b>\$0</b>	<b>\$10,278,442</b>
<b>PROGRAM REVENUE</b>									
Taxes	\$0	\$0	\$0	\$0	\$0	\$0	\$0	\$0	\$0
Intergovernmental Revenue	\$1,511,050	\$0	\$0	\$0	\$0	\$0	\$0	\$0	\$1,511,050
Licenses & Permits	\$0	\$0	\$0	\$0	\$0	\$0	\$0	\$0	\$0
Fines, Forfeits & Penalties	\$1,378,500	\$0	\$0	\$0	\$0	\$0	\$0	\$0	\$1,378,500
Public Charges for Services	\$1,433,300	\$0	\$0	\$0	\$0	\$0	\$0	\$0	\$1,433,300
Miscellaneous	\$321,300	\$0	\$0	\$0	\$0	\$0	\$0	\$0	\$321,300
Other Financing Sources	\$0	\$0	\$0	\$0	\$0	\$0	\$0	\$0	\$0
<b>TOTAL</b>	<b>\$4,644,150</b>	<b>\$0</b>	<b>\$0</b>	<b>\$0</b>	<b>\$0</b>	<b>\$0</b>	<b>\$0</b>	<b>\$0</b>	<b>\$4,644,150</b>
<b>GPR SUPPORT</b>	<b>\$5,108,992</b>	<b>\$2,700</b>	<b>\$20,000</b>	<b>\$0</b>	<b>\$304,400</b>	<b>\$206,200</b>	<b>(\$8,000)</b>	<b>\$0</b>	<b>\$5,634,292</b>
<b>F.T.E. STAFF</b>	<b>73.500</b>	<b>0.000</b>	<b>0.000</b>	<b>0.000</b>	<b>0.000</b>	<b>2.000</b>	<b>0.000</b>	<b>0.000</b>	<b>75.500</b>
<b>NARRATIVE INFORMATION ABOUT DECISION ITEMS</b>							<b>Expenditures</b>	<b>Revenue</b>	<b>GPR Support</b>
<b>2024 BUDGET BASE</b>							\$9,753,142	\$4,644,150	\$5,108,992
DI #	CRTS-ADMN-1 Increase Education to Competency Program Contractual Costs								
DEPT	Increase the contractual amount for the juvenile education to competency program in the amount of \$2,700. The increase is to accommodate the requested hourly rate increase paid to examiners from \$125/hour to \$140/hour.						\$2,700	\$0	\$2,700
EXEC	Approved as Requested						\$0	\$0	\$0
ADOPTED	Approved as Recommended						\$0	\$0	\$0
NET DI # CRTS-ADMN-1							\$2,700	\$0	\$2,700

Dept:	Clerk of Courts	30	Fund Name:	General Fund	
Prgm:	General Court Support	200/00	Fund No.:	1110	
NARRATIVE INFORMATION ABOUT DECISION ITEMS, cont.			Expenditures	Revenues	GPR Support
DI #	CRTS-ADMN-2	Increase Interpreter Services Due to Contract Interpreter Rate Increases			
DEPT		Increase Interpreter Services (COCCRTSP 31273) by \$20,000 to cover the increased contractual hourly rates of certified court interpreters.	\$20,000	\$0	\$20,000
EXEC		Approved as Requested	\$0	\$0	\$0
ADOPTED		Approved as Recommended	\$0	\$0	\$0
NET DI # CRTS-ADMN-2			\$20,000	\$0	\$20,000
DI #	CRTS-ADMN-3	Reallocate Witness & Reporter Expenses to Offset Salary Increases to County Interpreters			
DEPT		Reallocate \$15,000 from Witness Fees (COCCRTSP 32835) and \$15,000 from Reporter Expenses (COCCRTSP 32277) to Interpreter Services (COCCRTSP 31273) to offset the increased salaries of two 0.5 FTE county interpreters charged to the Interpreter Services line.	\$0	\$0	\$0
EXEC		Approved as Requested	\$0	\$0	\$0
ADOPTED		Approved as Recommended	\$0	\$0	\$0
NET DI # CRTS-ADMN-3			\$0	\$0	\$0
DI #	CRTS-ADMN-4	Personnel Cost Changes			
DEPT			\$0	\$0	\$0
EXEC		Adjust personnel costs to reflect a 4.5% cost of living increase for County employees in 2024. Also, adjust personnel costs to reflect new retirement (WRS) rates and negotiated handbook changes in effect for 2024.	\$304,400	\$0	\$304,400
ADOPTED		Approved as Recommended	\$0	\$0	\$0
NET DI # CRTS-ADMN-4			\$304,400	\$0	\$304,400

Dept:		Clerk of Courts	30	Fund Name:		General Fund	
Prgm:		General Court Support	200/00	Fund No.:		1110	
NARRATIVE INFORMATION ABOUT DECISION ITEMS, cont.				Expenditures	Revenues	GPR Support	
DI #	CRTS-ADMN-5	ROVING CLERK AND INTERPRETER					
DEPT				\$0	\$0	\$0	
EXEC	Add a 1.0 FTE Roving Clerk and 1.0 FTE certified Spanish language interpreter			\$206,200	\$0	\$206,200	
ADOPTED	Approved as Recommended			\$0	\$0	\$0	
			NET DI #	CRTS-ADMN-5	\$206,200	\$0	\$206,200
DI #	CRTS-ADMN-6		0				
DEPT				\$0	\$0	\$0	
EXEC				\$0	\$0	\$0	
ADOPTED	Increase expenditures by \$8000 for Staff Attorney's certification expense in Clerk of Courts offset from Jury expense in General Court Support.			(\$8,000)	\$0	(\$8,000)	
			NET DI #	CRTS-ADMN-6	(\$8,000)	\$0	(\$8,000)
<b>2024 ADOPTED BUDGET</b>				\$10,278,442	\$4,644,150	\$5,634,292	

<b>Dept:</b>	Clerk of Courts	30	<b>COUNTY OF DANE</b>	<b>Fund Name:</b>	General Fund
<b>Prgm:</b>	Court Commissioner Center	201/00		<b>Fund No:</b>	1110

**Mission:** The mission of the Court Commissioner Center is to provide an environment appropriate for the efficient and timely resolution of legal disputes while treating all people with dignity and respect.

**Description:** Circuit Court Commissioner functions in Dane County are authorized by the Dane County Board in compliance with Ch. 757.68 Wis. Stats., in order to assure the efficient administration of judicial business in Dane County. Court Commissioners fulfill a quasi-judicial function intended to bring small claims, family, paternity, criminal, juvenile and probate cases to prompt disposition. The volume of cases they hear, particularly those that are presented by pro-se litigants, provide incalculable support to the Dane County judiciary, allowing our judges to focus on more critical in-court activities.

	Actual 2022	Adopted 2023	2022 Carry Forward	Board Transfers	Budget As Modified	2023 YTD	Estimated 2023	Executive Recommended
<b>PROGRAM EXPENDITURES</b>								
Personnel Costs	\$4,016,145	\$4,401,500	\$0	\$0	\$4,401,500	\$1,294,851	\$4,356,980	\$4,534,500
Operating Expenses	\$68,793	\$67,500	\$0	\$0	\$67,500	\$19,634	\$67,500	\$67,500
Contractual Services	\$24,396	\$11,700	\$0	\$0	\$11,700	\$10,164	\$11,700	\$11,700
Operating Capital	\$0	\$0	\$0	\$0	\$0	\$0	\$0	\$0
<b>TOTAL</b>	<b>\$4,109,334</b>	<b>\$4,480,700</b>	<b>\$0</b>	<b>\$0</b>	<b>\$4,480,700</b>	<b>\$1,324,649</b>	<b>\$4,436,180</b>	<b>\$4,613,700</b>
<b>PROGRAM REVENUE</b>								
Taxes	\$0	\$0	\$0	\$0	\$0	\$0	\$0	\$0
Intergovernmental Revenue	\$1,298,860	\$1,123,300	\$0	\$0	\$1,123,300	\$334,552	\$1,123,300	\$1,123,300
Licenses & Permits	\$0	\$0	\$0	\$0	\$0	\$0	\$0	\$0
Fines, Forfeits & Penalties	\$0	\$0	\$0	\$0	\$0	\$0	\$0	\$0
Public Charges for Services	\$224,185	\$246,500	\$0	\$0	\$246,500	\$65,452	\$246,500	\$246,500
Miscellaneous	\$0	\$0	\$0	\$0	\$0	\$0	\$0	\$0
Other Financing Sources	\$0	\$0	\$0	\$0	\$0	\$0	\$0	\$0
<b>TOTAL</b>	<b>\$1,523,045</b>	<b>\$1,369,800</b>	<b>\$0</b>	<b>\$0</b>	<b>\$1,369,800</b>	<b>\$400,003</b>	<b>\$1,369,800</b>	<b>\$1,369,800</b>
<b>GPR SUPPORT</b>	<b>\$2,586,289</b>	<b>\$3,110,900</b>			<b>\$3,110,900</b>			<b>\$3,243,900</b>
<b>F.T.E. STAFF</b>	<b>29.500</b>	<b>29.500</b>					<b>29.500</b>	<b>29.500</b>

Dept: Clerk of Courts		30		Fund Name: General Fund						
Prgm: Court Commissioner Center		201/00		Fund No.: 1110						
DI#	2024 Base	Net Decision Items							2024 Adopted Budget	
		01	02	03	04	05	06	07		
<b>PROGRAM EXPENDITURES</b>										
Personnel Costs	\$4,354,700	\$179,800	\$0	\$0	\$0	\$0	\$0	\$0	\$0	\$4,534,500
Operating Expenses	\$67,500	\$0	\$0	\$0	\$0	\$0	\$0	\$0	\$0	\$67,500
Contractual Services	\$11,700	\$0	\$0	\$0	\$0	\$0	\$0	\$0	\$0	\$11,700
Operating Capital	\$0	\$0	\$0	\$0	\$0	\$0	\$0	\$0	\$0	\$0
<b>TOTAL</b>	<b>\$4,433,900</b>	<b>\$179,800</b>	<b>\$0</b>	<b>\$0</b>	<b>\$0</b>	<b>\$0</b>	<b>\$0</b>	<b>\$0</b>	<b>\$0</b>	<b>\$4,613,700</b>
<b>PROGRAM REVENUE</b>										
Taxes	\$0	\$0	\$0	\$0	\$0	\$0	\$0	\$0	\$0	\$0
Intergovernmental Revenue	\$1,123,300	\$0	\$0	\$0	\$0	\$0	\$0	\$0	\$0	\$1,123,300
Licenses & Permits	\$0	\$0	\$0	\$0	\$0	\$0	\$0	\$0	\$0	\$0
Fines, Forfeits & Penalties	\$0	\$0	\$0	\$0	\$0	\$0	\$0	\$0	\$0	\$0
Public Charges for Services	\$246,500	\$0	\$0	\$0	\$0	\$0	\$0	\$0	\$0	\$246,500
Miscellaneous	\$0	\$0	\$0	\$0	\$0	\$0	\$0	\$0	\$0	\$0
Other Financing Sources	\$0	\$0	\$0	\$0	\$0	\$0	\$0	\$0	\$0	\$0
<b>TOTAL</b>	<b>\$1,369,800</b>	<b>\$0</b>	<b>\$0</b>	<b>\$0</b>	<b>\$0</b>	<b>\$0</b>	<b>\$0</b>	<b>\$0</b>	<b>\$0</b>	<b>\$1,369,800</b>
<b>GPR SUPPORT</b>	<b>\$3,064,100</b>	<b>\$179,800</b>	<b>\$0</b>	<b>\$0</b>	<b>\$0</b>	<b>\$0</b>	<b>\$0</b>	<b>\$0</b>	<b>\$0</b>	<b>\$3,243,900</b>
<b>F.T.E. STAFF</b>	<b>29.500</b>	<b>0.000</b>	<b>0.000</b>	<b>0.000</b>	<b>0.000</b>	<b>0.000</b>	<b>0.000</b>	<b>0.000</b>	<b>0.000</b>	<b>29.500</b>
<b>NARRATIVE INFORMATION ABOUT DECISION ITEMS</b>										
							Expenditures	Revenue	GPR Support	
<b>2024 BUDGET BASE</b>							\$4,433,900	\$1,369,800	\$3,064,100	
DI #	CRTS-COM-1	Personnel Cost Changes								
DEPT							\$0	\$0	\$0	
EXEC	Adjust personnel costs to reflect a 4.5% cost of living increase for County employees in 2024. Also, adjust personnel costs to reflect new retirement (WRS) rates and negotiated handbook changes in effect for 2024.						\$179,800	\$0	\$179,800	
ADOPTED	Approved as Recommended						\$0	\$0	\$0	
NET DI # CRTS-COM-1							\$179,800	\$0	\$179,800	
<b>2024 ADOPTED BUDGET</b>							<b>\$4,613,700</b>	<b>\$1,369,800</b>	<b>\$3,243,900</b>	

<b>Dept:</b>	Clerk of Courts	30	<b>COUNTY OF DANE</b>		<b>Fund Name:</b>	General Fund
<b>Prgm:</b>	Guardian ad Litem	204/00			<b>Fund No:</b>	1110

Mission:

To provide quality court-ordered legal representation services that serve the best interests of children and incompetent adults.

Description:

Chapter 48.235 of the Wisconsin State Statutes state a guardian ad litem is a court-appointed independent evaluator of the circumstances surrounding a particular court proceeding, who advises and makes recommendations to the court. Guardians ad litem are most often appointed in juvenile, family, paternity and mental health proceedings. The statute mandates that on order of the court, compensation is to be paid by the county.

	Actual 2022	Adopted 2023	2022 Carry Forward	Board Transfers	Budget As Modified	2023 YTD	Estimated 2023	Executive Recommended
<b>PROGRAM EXPENDITURES</b>								
Personnel Costs	\$12,656	\$55,700	\$0	\$0	\$55,700	\$14,485	\$42,250	\$44,900
Operating Expenses	\$148	\$1,400	\$0	\$0	\$1,400	\$0	\$1,400	\$1,400
Contractual Services	\$832,345	\$734,560	\$0	\$0	\$734,560	\$217,255	\$734,560	\$797,160
Operating Capital	\$0	\$0	\$0	\$0	\$0	\$0	\$0	\$0
<b>TOTAL</b>	<b>\$845,148</b>	<b>\$791,660</b>	<b>\$0</b>	<b>\$0</b>	<b>\$791,660</b>	<b>\$231,740</b>	<b>\$778,210</b>	<b>\$843,460</b>
<b>PROGRAM REVENUE</b>								
Taxes	\$0	\$0	\$0	\$0	\$0	\$0	\$0	\$0
Intergovernmental Revenue	\$453,879	\$480,800	\$0	\$0	\$480,800	\$0	\$480,800	\$480,800
Licenses & Permits	\$0	\$0	\$0	\$0	\$0	\$0	\$0	\$0
Fines, Forfeits & Penalties	\$0	\$0	\$0	\$0	\$0	\$0	\$0	\$0
Public Charges for Services	\$112,193	\$89,300	\$0	\$0	\$89,300	\$31,717	\$89,300	\$89,300
Miscellaneous	\$0	\$0	\$0	\$0	\$0	\$0	\$0	\$0
Other Financing Sources	\$0	\$0	\$0	\$0	\$0	\$0	\$0	\$0
<b>TOTAL</b>	<b>\$566,072</b>	<b>\$570,100</b>	<b>\$0</b>	<b>\$0</b>	<b>\$570,100</b>	<b>\$31,717</b>	<b>\$570,100</b>	<b>\$570,100</b>
<b>GPR SUPPORT</b>	<b>\$279,076</b>	<b>\$221,560</b>			<b>\$221,560</b>			<b>\$273,360</b>
<b>F.T.E. STAFF</b>	<b>0.500</b>	<b>0.500</b>					<b>0.500</b>	<b>0.500</b>

Dept: Clerk of Courts		30							Fund Name: General Fund	
Prgm: Guardian ad Litem		204/00							Fund No.: 1110	
DI#	2024 Base	Net Decision Items							2024 Adopted Budget	
		01	02	03	04	05	06	07		
<b>PROGRAM EXPENDITURES</b>										
Personnel Costs	\$43,000	\$0	\$0	\$1,900	\$0	\$0	\$0	\$0	\$44,900	
Operating Expenses	\$1,400	\$0	\$0	\$0	\$0	\$0	\$0	\$0	\$1,400	
Contractual Services	\$734,560	\$2,600	\$60,000	\$0	\$0	\$0	\$0	\$0	\$797,160	
Operating Capital	\$0	\$0	\$0	\$0	\$0	\$0	\$0	\$0	\$0	
<b>TOTAL</b>	<b>\$778,960</b>	<b>\$2,600</b>	<b>\$60,000</b>	<b>\$1,900</b>	<b>\$0</b>	<b>\$0</b>	<b>\$0</b>	<b>\$0</b>	<b>\$843,460</b>	
<b>PROGRAM REVENUE</b>										
Taxes	\$0	\$0	\$0	\$0	\$0	\$0	\$0	\$0	\$0	
Intergovernmental Revenue	\$480,800	\$0	\$0	\$0	\$0	\$0	\$0	\$0	\$480,800	
Licenses & Permits	\$0	\$0	\$0	\$0	\$0	\$0	\$0	\$0	\$0	
Fines, Forfeits & Penalties	\$0	\$0	\$0	\$0	\$0	\$0	\$0	\$0	\$0	
Public Charges for Services	\$89,300	\$0	\$0	\$0	\$0	\$0	\$0	\$0	\$89,300	
Miscellaneous	\$0	\$0	\$0	\$0	\$0	\$0	\$0	\$0	\$0	
Other Financing Sources	\$0	\$0	\$0	\$0	\$0	\$0	\$0	\$0	\$0	
<b>TOTAL</b>	<b>\$570,100</b>	<b>\$0</b>	<b>\$0</b>	<b>\$0</b>	<b>\$0</b>	<b>\$0</b>	<b>\$0</b>	<b>\$0</b>	<b>\$570,100</b>	
<b>GPR SUPPORT</b>	<b>\$208,860</b>	<b>\$2,600</b>	<b>\$60,000</b>	<b>\$1,900</b>	<b>\$0</b>	<b>\$0</b>	<b>\$0</b>	<b>\$0</b>	<b>\$273,360</b>	
<b>F.T.E. STAFF</b>	<b>0.500</b>	<b>0.000</b>	<b>0.000</b>	<b>0.000</b>	<b>0.000</b>	<b>0.000</b>	<b>0.000</b>	<b>0.000</b>	<b>0.500</b>	
<b>NARRATIVE INFORMATION ABOUT DECISION ITEMS</b>							<b>Expenditures</b>	<b>Revenue</b>	<b>GPR Support</b>	
<b>2024 BUDGET BASE</b>							\$778,960	\$570,100	\$208,860	
DI #	CRTS-GAL-1 Increase the Canopy Center CASA Funding by \$2,600									
DEPT	Increase the Canopy Center CASA funding by \$2,600 to cover increased costs of enhanced training and maintaining important staffing positions.						\$2,600	\$0	\$2,600	
EXEC	Approved as Requested						\$0	\$0	\$0	
ADOPTED	Approved as Recommended						\$0	\$0	\$0	
NET DI # CRTS-GAL-1							\$2,600	\$0	\$2,600	

Dept:	Clerk of Courts	30	Fund Name:	General Fund	
Prgm:	Guardian ad Litem	204/00	Fund No.:	1110	
NARRATIVE INFORMATION ABOUT DECISION ITEMS, cont.			Expenditures	Revenues	GPR Support
DI #	CRTS-GAL-2	Increase Contract Amount to Guardian Ad Litem Project Attorneys by \$60,000			
DEPT		Increase the contract amount paid to Guardian Ad Litem (GAL) Project Attorneys (COCGAL 311255) by \$60,000 from \$393,300 to \$453,300 due to changes in the Supreme Court Rule 81.02(1) in January 2020 that increased the hourly rate to \$100/hour. Furthermore, legislative changes in 2018 and 2020 resulted in cases spending longer in the system as well as increased statutory responsibilities with stricter timelines.	\$60,000	\$0	\$60,000
EXEC		Approved as Requested	\$0	\$0	\$0
ADOPTED		Approved as Recommended	\$0	\$0	\$0
NET DI # CRTS-GAL-2			\$60,000	\$0	\$60,000
DI #	CRTS-GAL-3	Personnel Cost Changes			
DEPT			\$0	\$0	\$0
EXEC		Adjust personnel costs to reflect a 4.5% cost of living increase for County employees in 2024. Also, adjust personnel costs to reflect new retirement (WRS) rates and negotiated handbook changes in effect for 2024.	\$1,900	\$0	\$1,900
ADOPTED		Approved as Recommended	\$0	\$0	\$0
NET DI # CRTS-GAL-3			\$1,900	\$0	\$1,900
<b>2024 ADOPTED BUDGET</b>			\$843,460	\$570,100	\$273,360



<b>Dept:</b>	Clerk of Courts	31	<b>COUNTY OF DANE</b>	<b>Fund Name:</b>	General Fund
<b>Prgm:</b>	Law Clerks	205/00		<b>Fund No:</b>	1110

Mission:  
To provide legal review and research to support the Dane County court system.

Description:  
Staff Attorneys perform preliminary reviews, research the law, and draft orders and recommendations for their assigned judges as well prisoner litigation work.

	Actual 2022	Adopted 2023	2022 Carry Forward	Board Transfers	Budget As Modified	2023 YTD	Estimated 2023	Executive Recommended
<b>PROGRAM EXPENDITURES</b>								
Personnel Costs	\$232,794	\$533,700	\$0	\$0	\$533,700	\$51,878	\$514,358	\$617,300
Operating Expenses	\$0	\$0	\$0	\$0	\$0	\$0	\$0	\$0
Contractual Services	\$0	\$0	\$0	\$0	\$0	\$0	\$0	\$0
Operating Capital	\$0	\$0	\$0	\$0	\$0	\$0	\$0	\$0
<b>TOTAL</b>	<b>\$232,794</b>	<b>\$533,700</b>	<b>\$0</b>	<b>\$0</b>	<b>\$533,700</b>	<b>\$51,878</b>	<b>\$514,358</b>	<b>\$617,300</b>
<b>PROGRAM REVENUE</b>								
Taxes	\$0	\$0	\$0	\$0	\$0	\$0	\$0	\$0
Intergovernmental Revenue	\$0	\$0	\$0	\$0	\$0	\$0	\$0	\$0
Licenses & Permits	\$0	\$0	\$0	\$0	\$0	\$0	\$0	\$0
Fines, Forfeits & Penalties	\$0	\$0	\$0	\$0	\$0	\$0	\$0	\$0
Public Charges for Services	\$0	\$0	\$0	\$0	\$0	\$0	\$0	\$0
Miscellaneous	\$0	\$0	\$0	\$0	\$0	\$0	\$0	\$0
Other Financing Sources	\$0	\$0	\$0	\$0	\$0	\$0	\$0	\$0
<b>TOTAL</b>	<b>\$0</b>	<b>\$0</b>	<b>\$0</b>	<b>\$0</b>	<b>\$0</b>	<b>\$0</b>	<b>\$0</b>	<b>\$0</b>
<b>GPR SUPPORT</b>	<b>\$232,794</b>	<b>\$533,700</b>			<b>\$533,700</b>			<b>\$617,300</b>
<b>F.T.E. STAFF</b>	<b>0.000</b>	<b>5.000</b>					<b>5.000</b>	<b>5.000</b>

<b>Dept:</b> Clerk of Courts	31	<b>Fund Name:</b> General Fund
<b>Prgm:</b> Law Clerks	205/00	<b>Fund No.:</b> 1110

DI#	2024 Base	Net Decision Items							2024 Adopted Budget	
		01	02	03	04	05	06	07		
<b>PROGRAM EXPENDITURES</b>										
Personnel Costs	\$596,500	\$20,800	\$0	\$0	\$0	\$0	\$0	\$0	\$0	\$617,300
Operating Expenses	\$0	\$0	\$8,000	\$0	\$0	\$0	\$0	\$0	\$0	\$8,000
Contractual Services	\$0	\$0	\$0	\$0	\$0	\$0	\$0	\$0	\$0	\$0
Operating Capital	\$0	\$0	\$0	\$0	\$0	\$0	\$0	\$0	\$0	\$0
<b>TOTAL</b>	<b>\$596,500</b>	<b>\$20,800</b>	<b>\$8,000</b>	<b>\$0</b>	<b>\$0</b>	<b>\$0</b>	<b>\$0</b>	<b>\$0</b>	<b>\$0</b>	<b>\$625,300</b>
<b>PROGRAM REVENUE</b>										
Taxes	\$0	\$0	\$0	\$0	\$0	\$0	\$0	\$0	\$0	\$0
Intergovernmental Revenue	\$0	\$0	\$0	\$0	\$0	\$0	\$0	\$0	\$0	\$0
Licenses & Permits	\$0	\$0	\$0	\$0	\$0	\$0	\$0	\$0	\$0	\$0
Fines, Forfeits & Penalties	\$0	\$0	\$0	\$0	\$0	\$0	\$0	\$0	\$0	\$0
Public Charges for Services	\$0	\$0	\$0	\$0	\$0	\$0	\$0	\$0	\$0	\$0
Miscellaneous	\$0	\$0	\$0	\$0	\$0	\$0	\$0	\$0	\$0	\$0
Other Financing Sources	\$0	\$0	\$0	\$0	\$0	\$0	\$0	\$0	\$0	\$0
<b>TOTAL</b>	<b>\$0</b>	<b>\$0</b>	<b>\$0</b>	<b>\$0</b>	<b>\$0</b>	<b>\$0</b>	<b>\$0</b>	<b>\$0</b>	<b>\$0</b>	<b>\$0</b>
<b>GPR SUPPORT</b>	<b>\$596,500</b>	<b>\$20,800</b>	<b>\$8,000</b>	<b>\$0</b>	<b>\$0</b>	<b>\$0</b>	<b>\$0</b>	<b>\$0</b>	<b>\$0</b>	<b>\$625,300</b>
<b>F.T.E. STAFF</b>	<b>5.000</b>	<b>0.000</b>	<b>0.000</b>	<b>0.000</b>	<b>0.000</b>	<b>0.000</b>	<b>0.000</b>	<b>0.000</b>	<b>0.000</b>	<b>5.000</b>

**NARRATIVE INFORMATION ABOUT DECISION ITEMS**

		Expenditures	Revenue	GPR Support
<b>2024 BUDGET BASE</b>		\$596,500	\$0	\$596,500
DI #	CRTS-LAWC-1 Personnel Cost Changes	\$0	\$0	\$0
DEPT				
EXEC	Adjust personnel costs to reflect a 4.5% cost of living increase for County employees in 2024. Also, adjust personnel costs to reflect new retirement (WRS) rates and negotiated handbook changes in effect for 2024.	\$20,800	\$0	\$20,800
ADOPTED	Approved as Recommended	\$0	\$0	\$0
NET DI # CRTS-LAWC-1		\$20,800	\$0	\$20,800
<b>2024 ADOPTED BUDGET</b>		<b>\$625,300</b>	<b>\$0</b>	<b>\$625,300</b>

Dept: Miscellaneous Appropriations		31		COUNTY OF DANE			Fund Name: General Fund	
Prgm: Miscellaneous Criminal Justice		205/90					Fund No: 1110	
<u>Mission:</u>								
To provide projects and research to support the Criminal Justice system.								
<u>Description:</u>								
Miscellaneous appropriation for projects related to the Criminal Justice System.								
	Actual 2022	Adopted 2023	2022 Carry Forward	Board Transfers	Budget As Modified	2023 YTD	Estimated 2023	Executive Recommended
PROGRAM EXPENDITURES								
Personnel Costs	\$0	\$0	\$0	\$0	\$0	\$0	\$0	\$0
Operating Expenses	\$0	\$0	\$0	\$18,359	\$18,359	\$0	\$18,359	\$0
Contractual Services	\$28,684	\$0	\$28,744	\$0	\$28,744	\$0	\$28,744	\$0
Operating Capital	\$0	\$0	\$0	\$0	\$0	\$0	\$0	\$0
<b>TOTAL</b>	<b>\$28,684</b>	<b>\$0</b>	<b>\$28,744</b>	<b>\$18,359</b>	<b>\$47,103</b>	<b>\$0</b>	<b>\$47,103</b>	<b>\$0</b>
PROGRAM REVENUE								
Taxes	\$0	\$0	\$0	\$0	\$0	\$0	\$0	\$0
Intergovernmental Revenue	\$0	\$0	\$0	\$0	\$0	\$0	\$0	\$0
Licenses & Permits	\$0	\$0	\$0	\$0	\$0	\$0	\$0	\$0
Fines, Forfeits & Penalties	\$0	\$0	\$0	\$0	\$0	\$0	\$0	\$0
Public Charges for Services	\$0	\$0	\$0	\$18,359	\$18,359	\$18,359	\$18,359	\$0
Miscellaneous	\$0	\$0	\$0	\$0	\$0	\$0	\$0	\$0
Other Financing Sources	\$0	\$0	\$0	\$0	\$0	\$0	\$0	\$0
<b>TOTAL</b>	<b>\$0</b>	<b>\$0</b>	<b>\$0</b>	<b>\$18,359</b>	<b>\$18,359</b>	<b>\$18,359</b>	<b>\$18,359</b>	<b>\$0</b>
GPR SUPPORT	\$28,684	\$0			\$28,744			\$0
F.T.E. STAFF	0.000	0.000					0.000	0.000

Dept: Miscellaneous Appropriations		31		Fund Name: General Fund						
Prgm: Miscellaneous Criminal Justice		205/90		Fund No.: 1110						
DI#	2024 Base	Net Decision Items							2024 Adopted Budget	
		01	02	03	04	05	06	07		
<b>PROGRAM EXPENDITURES</b>										
Personnel Costs	\$0	\$0	\$0	\$0	\$0	\$0	\$0	\$0	\$0	\$0
Operating Expenses	\$0	\$0	\$0	\$0	\$0	\$0	\$0	\$0	\$0	\$0
Contractual Services	\$0	\$0	\$0	\$0	\$0	\$0	\$0	\$0	\$0	\$0
Operating Capital	\$0	\$0	\$0	\$0	\$0	\$0	\$0	\$0	\$0	\$0
<b>TOTAL</b>	<b>\$0</b>	<b>\$0</b>	<b>\$0</b>	<b>\$0</b>	<b>\$0</b>	<b>\$0</b>	<b>\$0</b>	<b>\$0</b>	<b>\$0</b>	<b>\$0</b>
<b>PROGRAM REVENUE</b>										
Taxes	\$0	\$0	\$0	\$0	\$0	\$0	\$0	\$0	\$0	\$0
Intergovernmental Revenue	\$0	\$0	\$0	\$0	\$0	\$0	\$0	\$0	\$0	\$0
Licenses & Permits	\$0	\$0	\$0	\$0	\$0	\$0	\$0	\$0	\$0	\$0
Fines, Forfeits & Penalties	\$0	\$0	\$0	\$0	\$0	\$0	\$0	\$0	\$0	\$0
Public Charges for Services	\$0	\$0	\$0	\$0	\$0	\$0	\$0	\$0	\$0	\$0
Miscellaneous	\$0	\$0	\$0	\$0	\$0	\$0	\$0	\$0	\$0	\$0
Other Financing Sources	\$0	\$0	\$0	\$0	\$0	\$0	\$0	\$0	\$0	\$0
<b>TOTAL</b>	<b>\$0</b>	<b>\$0</b>	<b>\$0</b>	<b>\$0</b>	<b>\$0</b>	<b>\$0</b>	<b>\$0</b>	<b>\$0</b>	<b>\$0</b>	<b>\$0</b>
GPR SUPPORT	\$0	\$0	\$0	\$0	\$0	\$0	\$0	\$0	\$0	\$0
F.T.E. STAFF	0.000	0.000	0.000	0.000	0.000	0.000	0.000	0.000	0.000	0.000
<b>NARRATIVE INFORMATION ABOUT DECISION ITEMS</b>							Expenditures	Revenue	GPR Support	
<b>2024 BUDGET BASE</b>							\$0	\$0	\$0	
<b>2024 ADOPTED BUDGET</b>							\$0	\$0	\$0	

# Family Court Services

Family Court Services

Division/Program	FTE	Expenditures	Program Specific Revenues	General Purpose Revenues	
<b>Family Court Services</b>	<b>11.000</b>	<b>\$1,457,100</b>	<b>\$375,200</b>	<b>\$1,081,900</b>	<b>Appropriation</b>

<b>Dept:</b>	Family Court Services	33	<b>COUNTY OF DANE</b>	<b>Fund Name:</b>	General Fund
<b>Prgm:</b>	Family Court Services	206/00		<b>Fund No:</b>	1110

Mission:

To provide mediation and evaluation services to families referred by the court in divorce and paternity cases.

Description:

Family Court Services provides mediation and evaluation services to Dane County families and courts as directed by the Wisconsin State Statutes. Child custody and placement decisions, reached through mediation, reduce the emotional and financial stressors on families. Custody and placement studies provide Dane County judges with expert opinions based on the best interests of children and save taxpayers the cost of many court hours.

	Actual 2022	Adopted 2023	2022 Carry Forward	Board Transfers	Budget As Modified	2023 YTD	Estimated 2023	Executive Recommended
<b>PROGRAM EXPENDITURES</b>								
Personnel Costs	\$1,256,137	\$1,353,800	\$0	\$0	\$1,353,800	\$374,066	\$1,332,870	\$1,417,700
Operating Expenses	\$42,939	\$25,000	\$671	\$0	\$25,671	\$10,049	\$25,671	\$25,000
Contractual Services	\$3,200	\$3,500	\$0	\$0	\$3,500	\$0	\$3,500	\$14,400
Operating Capital	\$0	\$0	\$0	\$0	\$0	\$0	\$0	\$0
<b>TOTAL</b>	<b>\$1,302,276</b>	<b>\$1,382,300</b>	<b>\$671</b>	<b>\$0</b>	<b>\$1,382,971</b>	<b>\$384,114</b>	<b>\$1,362,041</b>	<b>\$1,457,100</b>
<b>PROGRAM REVENUE</b>								
Taxes	\$0	\$0	\$0	\$0	\$0	\$0	\$0	\$0
Intergovernmental Revenue	\$0	\$0	\$0	\$0	\$0	\$0	\$0	\$0
Licenses & Permits	\$0	\$4,500	\$0	\$0	\$4,500	\$0	\$4,500	\$4,500
Fines, Forfeits & Penalties	\$0	\$0	\$0	\$0	\$0	\$0	\$0	\$0
Public Charges for Services	\$329,362	\$370,700	\$0	\$0	\$370,700	\$93,641	\$370,705	\$370,700
Miscellaneous	\$0	\$0	\$0	\$0	\$0	\$0	\$0	\$0
Other Financing Sources	\$0	\$0	\$0	\$0	\$0	\$0	\$0	\$0
<b>TOTAL</b>	<b>\$329,362</b>	<b>\$375,200</b>	<b>\$0</b>	<b>\$0</b>	<b>\$375,200</b>	<b>\$93,641</b>	<b>\$375,205</b>	<b>\$375,200</b>
<b>GPR SUPPORT</b>	<b>\$972,915</b>	<b>\$1,007,100</b>			<b>\$1,007,771</b>			<b>\$1,081,900</b>
<b>F.T.E. STAFF</b>	<b>11.000</b>	<b>11.000</b>					<b>11.000</b>	<b>11.000</b>

Dept: Family Court Services		33		Fund Name: General Fund							
Prgm: Family Court Services		206/00		Fund No.: 1110							
DI#	2024 Base	Net Decision Items							2024 Adopted Budget		
		01	02	03	04	05	06	07			
<b>PROGRAM EXPENDITURES</b>											
Personnel Costs	\$1,360,000	\$0	\$57,700	\$0	\$0	\$0	\$0	\$0	\$0	\$1,417,700	
Operating Expenses	\$25,000	\$0	\$0	\$0	\$0	\$0	\$0	\$0	\$0	\$25,000	
Contractual Services	\$2,500	\$11,900	\$0	\$0	\$0	\$0	\$0	\$0	\$0	\$14,400	
Operating Capital	\$0	\$0	\$0	\$0	\$0	\$0	\$0	\$0	\$0	\$0	
<b>TOTAL</b>	<b>\$1,387,500</b>	<b>\$11,900</b>	<b>\$57,700</b>	<b>\$0</b>	<b>\$0</b>	<b>\$0</b>	<b>\$0</b>	<b>\$0</b>	<b>\$0</b>	<b>\$1,457,100</b>	
<b>PROGRAM REVENUE</b>											
Taxes	\$0	\$0	\$0	\$0	\$0	\$0	\$0	\$0	\$0	\$0	
Intergovernmental Revenue	\$0	\$0	\$0	\$0	\$0	\$0	\$0	\$0	\$0	\$0	
Licenses & Permits	\$4,500	\$0	\$0	\$0	\$0	\$0	\$0	\$0	\$0	\$4,500	
Fines, Forfeits & Penalties	\$0	\$0	\$0	\$0	\$0	\$0	\$0	\$0	\$0	\$0	
Public Charges for Services	\$370,700	\$0	\$0	\$0	\$0	\$0	\$0	\$0	\$0	\$370,700	
Miscellaneous	\$0	\$0	\$0	\$0	\$0	\$0	\$0	\$0	\$0	\$0	
Other Financing Sources	\$0	\$0	\$0	\$0	\$0	\$0	\$0	\$0	\$0	\$0	
<b>TOTAL</b>	<b>\$375,200</b>	<b>\$0</b>	<b>\$0</b>	<b>\$0</b>	<b>\$0</b>	<b>\$0</b>	<b>\$0</b>	<b>\$0</b>	<b>\$0</b>	<b>\$375,200</b>	
<b>GPR SUPPORT</b>	<b>\$1,012,300</b>	<b>\$11,900</b>	<b>\$57,700</b>	<b>\$0</b>	<b>\$0</b>	<b>\$0</b>	<b>\$0</b>	<b>\$0</b>	<b>\$0</b>	<b>\$1,081,900</b>	
<b>F.T.E. STAFF</b>	<b>11.000</b>	<b>0.000</b>	<b>0.000</b>	<b>0.000</b>	<b>0.000</b>	<b>0.000</b>	<b>0.000</b>	<b>0.000</b>	<b>0.000</b>	<b>11.000</b>	
<b>NARRATIVE INFORMATION ABOUT DECISION ITEMS</b>							<b>Expenditures</b>	<b>Revenue</b>	<b>GPR Support</b>		
<b>2024 BUDGET BASE</b>							\$1,387,500	\$375,200	\$1,012,300		
DI #	FCS-FCS-1	Case Management Software									
DEPT	This item recognizes the cost of licenses and maintenance for Legal Files case management software.						\$11,900	\$0	\$11,900		
EXEC	Approved as Requested						\$0	\$0	\$0		
ADOPTED	Approved as Recommended						\$0	\$0	\$0		
NET DI # FCS-FCS-1							\$11,900	\$0	\$11,900		

<b>Dept:</b>	Family Court Services	33	<b>Fund Name:</b>	General Fund
<b>Prgm:</b>	Family Court Services	206/00	<b>Fund No.:</b>	1110

<b>NARRATIVE INFORMATION ABOUT DECISION ITEMS, cont.</b>	<b>Expenditures</b>	<b>Revenues</b>	<b>GPR Support</b>
--	---------------------	-----------------	--------------------

DI #	FCS-FCS-2	Personnel Cost Changes			
DEPT			\$0	\$0	\$0
EXEC	Adjust personnel costs to reflect a 4.5% cost of living increase for County employees in 2024. Also, adjust personnel costs to reflect new retirement (WRS) rates and negotiated handbook changes in effect for 2024.		\$57,700	\$0	\$57,700
ADOPTED	Approved as Recommended		\$0	\$0	\$0
	NET DI #	FCS-FCS-2	\$57,700	\$0	\$57,700

<b>2024 ADOPTED BUDGET</b>	\$1,457,100	\$375,200	\$1,081,900
----------------------------	-------------	-----------	-------------



# Medical Examiner

Medical Examiner

Division/Program	FTE	Expenditures	Program Specific Revenues	General Purpose Revenues	
<b>Medical Examiner</b>	<b>22.000</b>	<b>\$4,685,155</b>	<b>\$1,654,209</b>	<b>\$3,030,946</b>	<b>Appropriation</b>

<b>Dept:</b>	Medical Examiner	36	<b>COUNTY OF DANE</b>	<b>Fund Name:</b>	General Fund
<b>Prgm:</b>	Medical Examiner	000/00		<b>Fund No:</b>	1110

Mission: To complete inquests of the dead as authorized by Chapter 979 of the Wisconsin State Statutes.

Description: Wisconsin law requires that any person, particularly physicians, and authorities of hospitals or sanitariums, having knowledge of the death of another, shall report such death to the Sheriff, Police Chief, Medical Examiner or Coroner. If the law enforcement officer receiving such a report of death determines that the death may have resulted from unusual, unexplained, or suspicious circumstances, such as homicide, suicide, abortion, poisoning, or accident, with no physician in attendance, or from any other for which a physician refuses to sign a death certificate, the death must be referred to the Coroner or Medical Examiner of the county for investigation. The Medical Examiner must make the investigation to determine how the death occurred, and report the findings of the investigation to the proper authority.

	Actual 2022	Adopted 2023	2022 Carry Forward	Board Transfers	Budget As Modified	2023 YTD	Estimated 2023	Executive Recommended
<b>PROGRAM EXPENDITURES</b>								
Personnel Costs	\$3,589,260	\$3,761,500	\$0	\$0	\$3,761,500	\$940,633	\$3,818,910	\$3,992,200
Operating Expenses	\$398,257	\$393,655	\$1,204	\$0	\$394,859	\$78,882	\$394,859	\$393,655
Contractual Services	\$247,901	\$291,800	\$0	\$0	\$291,800	\$111,727	\$291,850	\$299,300
Operating Capital	\$0	\$0	\$0	\$0	\$0	\$0	\$0	\$0
<b>TOTAL</b>	<b>\$4,235,418</b>	<b>\$4,446,955</b>	<b>\$1,204</b>	<b>\$0</b>	<b>\$4,448,159</b>	<b>\$1,131,242</b>	<b>\$4,505,619</b>	<b>\$4,685,155</b>
<b>PROGRAM REVENUE</b>								
Taxes	\$0	\$0	\$0	\$0	\$0	\$0	\$0	\$0
Intergovernmental Revenue	\$1,889,146	\$351,680	\$0	\$0	\$351,680	(\$135,865)	\$351,680	\$377,109
Licenses & Permits	\$0	\$0	\$0	\$0	\$0	\$0	\$0	\$0
Fines, Forfeits & Penalties	\$0	\$0	\$0	\$0	\$0	\$0	\$0	\$0
Public Charges for Services	\$1,185,586	\$1,125,400	\$0	\$0	\$1,125,400	\$208,735	\$1,125,400	\$1,277,100
Miscellaneous	\$0	\$0	\$0	\$0	\$0	\$0	\$0	\$0
Other Financing Sources	\$0	\$0	\$0	\$0	\$0	\$0	\$0	\$0
<b>TOTAL</b>	<b>\$3,074,732</b>	<b>\$1,477,080</b>	<b>\$0</b>	<b>\$0</b>	<b>\$1,477,080</b>	<b>\$72,870</b>	<b>\$1,477,080</b>	<b>\$1,654,209</b>
<b>GPR SUPPORT</b>	<b>\$1,160,686</b>	<b>\$2,969,875</b>			<b>\$2,971,079</b>			<b>\$3,030,946</b>
<b>F.T.E. STAFF</b>	<b>23.000</b>	<b>21.000</b>					<b>21.000</b>	<b>22.000</b>

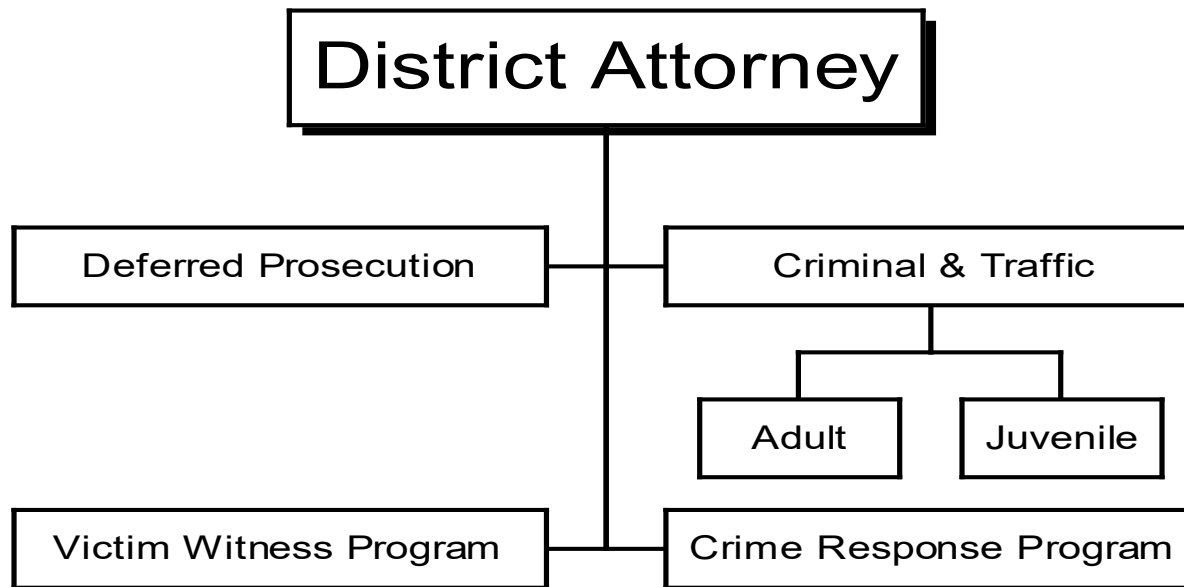
<b>Dept:</b>	Medical Examiner	36		<b>Fund Name:</b>	General Fund
<b>Prgm:</b>	Medical Examiner	000/00		<b>Fund No.:</b>	1110

DI#	2024 Base	Net Decision Items							2024 Adopted Budget
		01	02	03	04	05	06	07	
<b>PROGRAM EXPENDITURES</b>									
Personnel Costs	\$3,705,100	\$154,100	\$0	\$0	\$0	\$0	\$133,000	\$0	\$3,992,200
Operating Expenses	\$393,655	\$0	\$0	\$0	\$0	\$0	\$0	\$0	\$393,655
Contractual Services	\$284,300	\$0	\$15,000	\$0	\$0	\$0	\$0	\$0	\$299,300
Operating Capital	\$0	\$0	\$0	\$0	\$0	\$0	\$0	\$0	\$0
<b>TOTAL</b>	<b>\$4,383,055</b>	<b>\$154,100</b>	<b>\$15,000</b>	<b>\$0</b>	<b>\$0</b>	<b>\$0</b>	<b>\$133,000</b>	<b>\$0</b>	<b>\$4,685,155</b>
<b>PROGRAM REVENUE</b>									
Taxes	\$0	\$0	\$0	\$0	\$0	\$0	\$0	\$0	\$0
Intergovernmental Revenue	\$351,680	\$0	\$0	\$0	\$0	\$25,429	\$0	\$0	\$377,109
Licenses & Permits	\$0	\$0	\$0	\$0	\$0	\$0	\$0	\$0	\$0
Fines, Forfeits & Penalties	\$0	\$0	\$0	\$0	\$0	\$0	\$0	\$0	\$0
Public Charges for Services	\$1,125,400	\$0	\$0	\$86,500	\$65,200	\$0	\$0	\$0	\$1,277,100
Miscellaneous	\$0	\$0	\$0	\$0	\$0	\$0	\$0	\$0	\$0
Other Financing Sources	\$0	\$0	\$0	\$0	\$0	\$0	\$0	\$0	\$0
<b>TOTAL</b>	<b>\$1,477,080</b>	<b>\$0</b>	<b>\$0</b>	<b>\$86,500</b>	<b>\$65,200</b>	<b>\$25,429</b>	<b>\$0</b>	<b>\$0</b>	<b>\$1,654,209</b>
<b>GPR SUPPORT</b>	<b>\$2,905,975</b>	<b>\$154,100</b>	<b>\$15,000</b>	<b>(\$86,500)</b>	<b>(\$65,200)</b>	<b>(\$25,429)</b>	<b>\$133,000</b>	<b>\$0</b>	<b>\$3,030,946</b>
<b>F.T.E. STAFF</b>	<b>21.000</b>	<b>1.000</b>	<b>0.000</b>	<b>0.000</b>	<b>0.000</b>	<b>0.000</b>	<b>0.000</b>	<b>0.000</b>	<b>22.000</b>

<b>NARRATIVE INFORMATION ABOUT DECISION ITEMS</b>				Expenditures	Revenue	GPR Support
<b>2024 BUDGET BASE</b>				\$4,383,055	\$1,477,080	\$2,905,975
DI #	MEDX-MEDX-1	Operational Increases: Deputy Director of Operations				
DEPT	The department is requesting the re-instatement of the Deputy Director Of Operations, which was removed from the 2023 budget due to the dissolution of the Brown County Intergovernmental Agreement.			\$154,100	\$0	\$154,100
EXEC	Approved as Requested			\$0	\$0	\$0
ADOPTED	Approved as Recommended			\$0	\$0	\$0
NET DI # MEDX-MEDX-1				\$154,100	\$0	\$154,100

Dept:		Medical Examiner	36	Fund Name:		General Fund	
Prgm:		Medical Examiner	000/00	Fund No.:		1110	
NARRATIVE INFORMATION ABOUT DECISION ITEMS, cont.				Expenditures	Revenues	GPR Support	
DI #	MEDX-MEDX-2	Contractual Expense Changes					
DEPT		Contractual obligations with NMS Laboratory Services and SSM Health (COVID related testing and microbiology).		\$15,000	\$0	\$15,000	
EXEC		Approved as Requested		\$0	\$0	\$0	
ADOPTED		Approved as Recommended		\$0	\$0	\$0	
			NET DI #	MEDX-MEDX-2	\$15,000	\$0	\$15,000
DI #	MEDX-MEDX-3	Cremation Permit Increases					
DEPT		Estimated increase in paid cremation permits.		\$0	\$86,500	(\$86,500)	
EXEC		Approved as Requested		\$0	\$0	\$0	
ADOPTED		Approved as Recommended		\$0	\$0	\$0	
			NET DI #	MEDX-MEDX-3	\$0	\$86,500	(\$86,500)
DI #	MEDX-MEDX-4	Increase in Cremation Permit Fee					
DEPT		Allowable increase in cremation permit revenue based on Wisconsin State Statute 59.365		\$0	\$65,200	(\$65,200)	
EXEC		Approved as Requested		\$0	\$0	\$0	
ADOPTED		Approved as Recommended		\$0	\$0	\$0	
			NET DI #	MEDX-MEDX-4	\$0	\$65,200	(\$65,200)

Dept:		Medical Examiner	36	Fund Name:		General Fund	
Prgm:		Medical Examiner	000/00	Fund No.:		1110	
NARRATIVE INFORMATION ABOUT DECISION ITEMS, cont.				Expenditures	Revenues	GPR Support	
DI #	MEDX-MEDX-5	Adjustments to Rock County Intergovernmental Agreements (IGA)					
DEPT		These adjustments reflect changes in revenue from the Rock County IGA.		\$0	\$25,429	(\$25,429)	
EXEC		Approved as Requested		\$0	\$0	\$0	
ADOPTED		Approved as Recommended		\$0	\$0	\$0	
NET DI # MEDX-MEDX-5				\$0	\$25,429	(\$25,429)	
DI #	MEDX-MEDX-6	Personnel Cost Changes					
DEPT				\$0	\$0	\$0	
EXEC		Adjust personnel costs to reflect a 4.5% cost of living increase for County employees in 2024. Also, adjust personnel costs to reflect new retirement (WRS) rates and negotiated handbook changes in effect for 2024.		\$133,000	\$0	\$133,000	
ADOPTED		Approved as Recommended		\$0	\$0	\$0	
NET DI # MEDX-MEDX-6				\$133,000	\$0	\$133,000	
<b>2024 ADOPTED BUDGET</b>				\$4,685,155	\$1,654,209	\$3,030,946	



Division/Program	FTE	Expenditures	Program Specific Revenues	General Purpose Revenues	
Criminal & Traffic - Adult	31.000	\$4,276,020	\$40,100	\$4,235,920	
Criminal & Traffic - Juvenile	4.000	\$592,240	\$100	\$592,140	
Victim/Witness Program	24.900	\$3,156,000	\$725,700	\$2,430,300	
Crime Response Program	4.900	\$784,700	\$398,650	\$386,050	
Deferred Prosecution	10.000	\$1,484,682	\$235,781	\$1,248,901	
<b>District Attorney - Total</b>	<b>74.800</b>	<b>\$10,293,642</b>	<b>\$1,400,331</b>	<b>\$8,893,311</b>	<b>Appropriation</b>

Dept:	District Attorney	39	COUNTY OF DANE			Fund Name:	General Fund	
Prgm:	Criminal & Traffic Adult	208/00				Fund No:	1110	
<b>Mission:</b>								
To represent the interests of the people of the State of Wisconsin and Dane County in adult criminal cases, juvenile delinquency cases, and in any other areas mandated by the Legislature.								
<b>Description:</b>								
Pursuant to statutes that include but are not limited to Sec. 978.05, Wis. Stats., district attorneys have a mandated responsibility to prosecute all criminal actions in their respective counties, as well as a variety of forfeitures and appeals. These mandatory responsibilities are magnified by the terms of Chapter 950 of the Wisconsin Statutes, which creates civil liability for Dane County if victims and witnesses of crime are not given adequate notice of court events and given opportunities to confer with staff of this office about outcomes on cases and other rights								
	Actual 2022	Adopted 2023	2022 Carry Forward	Board Transfers	Budget As Modified	2023 YTD	Estimated 2023	Executive Recommended
<b>PROGRAM EXPENDITURES</b>								
Personnel Costs	\$3,329,002	\$3,620,300	\$0	\$0	\$3,620,300	\$1,074,825	\$3,734,482	\$3,846,900
Operating Expenses	\$443,649	\$326,920	\$0	\$0	\$326,920	\$132,187	\$353,287	\$326,920
Contractual Services	\$103,395	\$22,600	\$93,227	\$125,000	\$240,827	\$20,861	\$240,827	\$19,400
Operating Capital	\$0	\$0	\$0	\$0	\$0	\$0	\$0	\$0
<b>TOTAL</b>	<b>\$3,876,047</b>	<b>\$3,969,820</b>	<b>\$93,227</b>	<b>\$125,000</b>	<b>\$4,188,047</b>	<b>\$1,227,873</b>	<b>\$4,328,596</b>	<b>\$4,193,220</b>
<b>PROGRAM REVENUE</b>								
Taxes	\$0	\$0	\$0	\$0	\$0	\$0	\$0	\$0
Intergovernmental Revenue	\$90,104	\$0	\$93,597	\$125,000	\$218,597	\$0	\$218,597	\$0
Licenses & Permits	\$0	\$0	\$0	\$0	\$0	\$0	\$0	\$0
Fines, Forfeits & Penalties	\$0	\$0	\$0	\$0	\$0	\$0	\$0	\$0
Public Charges for Services	\$112,903	\$40,000	\$0	\$0	\$40,000	\$1,265	\$40,000	\$40,000
Miscellaneous	\$333	\$100	\$0	\$0	\$100	\$0	\$100	\$100
Other Financing Sources	\$0	\$0	\$0	\$0	\$0	\$0	\$0	\$0
<b>TOTAL</b>	<b>\$203,341</b>	<b>\$40,100</b>	<b>\$93,597</b>	<b>\$125,000</b>	<b>\$258,697</b>	<b>\$1,265</b>	<b>\$258,697</b>	<b>\$40,100</b>
<b>GPR SUPPORT</b>	<b>\$3,672,706</b>	<b>\$3,929,720</b>			<b>\$3,929,350</b>			<b>\$4,153,120</b>
<b>F.T.E. STAFF</b>	<b>30.000</b>	<b>30.000</b>					<b>30.000</b>	<b>30.000</b>

<b>Dept:</b>	District Attorney	39	<b>Fund Name:</b>	General Fund
<b>Prgm:</b>	Criminal & Traffic Adult	208/00	<b>Fund No.:</b>	1110

DI#	2024 Base	Net Decision Items							2024 Adopted Budget	
		01	02	03	04	05	06	07		
<b>PROGRAM EXPENDITURES</b>										
Personnel Costs	\$3,708,700	\$138,200	\$82,800	\$0	\$0	\$0	\$0	\$0	\$0	\$3,929,700
Operating Expenses	\$326,920	\$0	\$0	\$0	\$0	\$0	\$0	\$0	\$0	\$326,920
Contractual Services	\$19,400	\$0	\$0	\$0	\$0	\$0	\$0	\$0	\$0	\$19,400
Operating Capital	\$0	\$0	\$0	\$0	\$0	\$0	\$0	\$0	\$0	\$0
<b>TOTAL</b>	<b>\$4,055,020</b>	<b>\$138,200</b>	<b>\$82,800</b>	<b>\$0</b>	<b>\$0</b>	<b>\$0</b>	<b>\$0</b>	<b>\$0</b>	<b>\$0</b>	<b>\$4,276,020</b>
<b>PROGRAM REVENUE</b>										
Taxes	\$0	\$0	\$0	\$0	\$0	\$0	\$0	\$0	\$0	\$0
Intergovernmental Revenue	\$0	\$0	\$0	\$0	\$0	\$0	\$0	\$0	\$0	\$0
Licenses & Permits	\$0	\$0	\$0	\$0	\$0	\$0	\$0	\$0	\$0	\$0
Fines, Forfeits & Penalties	\$0	\$0	\$0	\$0	\$0	\$0	\$0	\$0	\$0	\$0
Public Charges for Services	\$40,000	\$0	\$0	\$0	\$0	\$0	\$0	\$0	\$0	\$40,000
Miscellaneous	\$100	\$0	\$0	\$0	\$0	\$0	\$0	\$0	\$0	\$100
Other Financing Sources	\$0	\$0	\$0	\$0	\$0	\$0	\$0	\$0	\$0	\$0
<b>TOTAL</b>	<b>\$40,100</b>	<b>\$0</b>	<b>\$0</b>	<b>\$0</b>	<b>\$0</b>	<b>\$0</b>	<b>\$0</b>	<b>\$0</b>	<b>\$0</b>	<b>\$40,100</b>
<b>GPR SUPPORT</b>	<b>\$4,014,920</b>	<b>\$138,200</b>	<b>\$82,800</b>	<b>\$0</b>	<b>\$0</b>	<b>\$0</b>	<b>\$0</b>	<b>\$0</b>	<b>\$0</b>	<b>\$4,235,920</b>
<b>F.T.E. STAFF</b>	<b>30.000</b>	<b>0.000</b>	<b>1.000</b>	<b>0.000</b>	<b>0.000</b>	<b>0.000</b>	<b>0.000</b>	<b>0.000</b>	<b>0.000</b>	<b>31.000</b>

**NARRATIVE INFORMATION ABOUT DECISION ITEMS**

		Expenditures	Revenue	GPR Support
<b>2024 BUDGET BASE</b>		\$4,055,020	\$40,100	\$4,014,920
DI #	DATY-ADLT-1 Personnel Cost Changes	\$0	\$0	\$0
DEPT				
EXEC	Adjust personnel costs to reflect a 4.5% cost of living increase for County employees in 2024. Also, adjust personnel costs to reflect new retirement (WRS) rates and negotiated handbook changes in effect for 2024.	\$138,200	\$0	\$138,200
ADOPTED	Approved as Recommended	\$0	\$0	\$0
NET DI # DATY-ADLT-1		\$138,200	\$0	\$138,200



<b>Dept:</b>	District Attorney	39	<b>Fund Name:</b>	General Fund		
<b>Prgm:</b>	Criminal & Traffic Adult	208/00	<b>Fund No.:</b>	1110		
<b>NARRATIVE INFORMATION ABOUT DECISION ITEMS, cont.</b>			<b>Expenditures</b>	<b>Revenues</b>	<b>GPR Support</b>	
DI #	DATY-ADLT-2	Information Technology Specialist I				
DEPT			\$0	\$0	\$0	
EXEC			\$0	\$0	\$0	
ADOPTED	Increase expenditures by \$82,800 to create a 1.0 FTE Information Technology Specialist I position in the District Attorney's Office beginning April 1, 2024		\$82,800	\$0	\$82,800	
	NET DI #	DATY-ADLT-2	\$82,800	\$0	\$82,800	
<b>2024 ADOPTED BUDGET</b>			\$4,276,020	\$40,100	\$4,235,920	

<b>Dept:</b>	District Attorney	39	<b>COUNTY OF DANE</b>	<b>Fund Name:</b>	General Fund
<b>Prgm:</b>	Criminal & Traffic Juvenile	210/00		<b>Fund No:</b>	1110

Mission:  
 To represent the interests of the people of the State of Wisconsin and Dane County in juvenile delinquency, ordinance violations, and Juveniles In Need of Protection or Services (JIPS) cases.

Description:  
 Under Chapter 938 of the Wisconsin State Statutes, the District Attorney is responsible for the prosecution of state delinquency proceedings, state and county ordinance violations, and Juveniles In Need of Protection or Services (JIPS) proceedings.

	Actual 2022	Adopted 2023	2022 Carry Forward	Board Transfers	Budget As Modified	2023 YTD	Estimated 2023	Executive Recommended
<b>PROGRAM EXPENDITURES</b>								
Personnel Costs	\$466,962	\$501,700	\$0	\$0	\$501,700	\$142,552	\$508,267	\$538,900
Operating Expenses	\$27,958	\$48,740	\$0	\$0	\$48,740	\$10,355	\$48,740	\$48,740
Contractual Services	\$5,400	\$6,100	\$0	\$0	\$6,100	\$0	\$6,100	\$4,600
Operating Capital	\$0	\$0	\$0	\$0	\$0	\$0	\$0	\$0
<b>TOTAL</b>	<b>\$500,321</b>	<b>\$556,540</b>	<b>\$0</b>	<b>\$0</b>	<b>\$556,540</b>	<b>\$152,907</b>	<b>\$563,107</b>	<b>\$592,240</b>
<b>PROGRAM REVENUE</b>								
Taxes	\$0	\$0	\$0	\$0	\$0	\$0	\$0	\$0
Intergovernmental Revenue	\$0	\$0	\$0	\$0	\$0	\$0	\$0	\$0
Licenses & Permits	\$0	\$0	\$0	\$0	\$0	\$0	\$0	\$0
Fines, Forfeits & Penalties	\$0	\$0	\$0	\$0	\$0	\$0	\$0	\$0
Public Charges for Services	\$0	\$0	\$0	\$0	\$0	\$0	\$0	\$0
Miscellaneous	\$0	\$100	\$0	\$0	\$100	\$0	\$100	\$100
Other Financing Sources	\$0	\$0	\$0	\$0	\$0	\$0	\$0	\$0
<b>TOTAL</b>	<b>\$0</b>	<b>\$100</b>	<b>\$0</b>	<b>\$0</b>	<b>\$100</b>	<b>\$0</b>	<b>\$100</b>	<b>\$100</b>
<b>GPR SUPPORT</b>	<b>\$500,321</b>	<b>\$556,440</b>			<b>\$556,440</b>			<b>\$592,140</b>
F.T.E. STAFF	4.000	4.000					4.000	4.000

Dept: District Attorney		39		Fund Name: General Fund					
Prgm: Criminal & Traffic Juvenile		210/00		Fund No.: 1110					
DI#	2024 Base	Net Decision Items							2024 Adopted Budget
		01	02	03	04	05	06	07	
<b>PROGRAM EXPENDITURES</b>									
Personnel Costs	\$513,300	\$25,600	\$0	\$0	\$0	\$0	\$0	\$0	\$538,900
Operating Expenses	\$48,740	\$0	\$0	\$0	\$0	\$0	\$0	\$0	\$48,740
Contractual Services	\$4,600	\$0	\$0	\$0	\$0	\$0	\$0	\$0	\$4,600
Operating Capital	\$0	\$0	\$0	\$0	\$0	\$0	\$0	\$0	\$0
<b>TOTAL</b>	<b>\$566,640</b>	<b>\$25,600</b>	<b>\$0</b>	<b>\$0</b>	<b>\$0</b>	<b>\$0</b>	<b>\$0</b>	<b>\$0</b>	<b>\$592,240</b>
<b>PROGRAM REVENUE</b>									
Taxes	\$0	\$0	\$0	\$0	\$0	\$0	\$0	\$0	\$0
Intergovernmental Revenue	\$0	\$0	\$0	\$0	\$0	\$0	\$0	\$0	\$0
Licenses & Permits	\$0	\$0	\$0	\$0	\$0	\$0	\$0	\$0	\$0
Fines, Forfeits & Penalties	\$0	\$0	\$0	\$0	\$0	\$0	\$0	\$0	\$0
Public Charges for Services	\$0	\$0	\$0	\$0	\$0	\$0	\$0	\$0	\$0
Miscellaneous	\$100	\$0	\$0	\$0	\$0	\$0	\$0	\$0	\$100
Other Financing Sources	\$0	\$0	\$0	\$0	\$0	\$0	\$0	\$0	\$0
<b>TOTAL</b>	<b>\$100</b>	<b>\$0</b>	<b>\$0</b>	<b>\$0</b>	<b>\$0</b>	<b>\$0</b>	<b>\$0</b>	<b>\$0</b>	<b>\$100</b>
<b>GPR SUPPORT</b>	<b>\$566,540</b>	<b>\$25,600</b>	<b>\$0</b>	<b>\$0</b>	<b>\$0</b>	<b>\$0</b>	<b>\$0</b>	<b>\$0</b>	<b>\$592,140</b>
<b>F.T.E. STAFF</b>	<b>4.000</b>	<b>0.000</b>	<b>0.000</b>	<b>0.000</b>	<b>0.000</b>	<b>0.000</b>	<b>0.000</b>	<b>0.000</b>	<b>4.000</b>
<b>NARRATIVE INFORMATION ABOUT DECISION ITEMS</b>							<b>Expenditures</b>	<b>Revenue</b>	<b>GPR Support</b>
<b>2024 BUDGET BASE</b>							\$566,640	\$100	\$566,540
DI #	DATY-JUVE-1	Personnel Cost Changes					\$0	\$0	\$0
DEPT									
EXEC	Adjust personnel costs to reflect a 4.5% cost of living increase for County employees in 2024. Also, adjust personnel costs to reflect new retirement (WRS) rates and negotiated handbook changes in effect for 2024.					\$25,600	\$0	\$25,600	
ADOPTED	Approved as Recommended					\$0	\$0	\$0	
NET DI # DATY-JUVE-1							\$25,600	\$0	\$25,600
<b>2024 ADOPTED BUDGET</b>							<b>\$592,240</b>	<b>\$100</b>	<b>\$592,140</b>

<b>Dept:</b>	District Attorney	39	<b>COUNTY OF DANE</b>	<b>Fund Name:</b>	General Fund
<b>Prgm:</b>	Victim/Witness Unit	212/00		<b>Fund No:</b>	1110

**Mission:** To provide comprehensive services to crime victims and witnesses in an effort to ease the pain of victimization and reduce the confusion and inconvenience caused by involvement in the criminal justice system. All services provided by the Victim Witness Unit are mandated by the Wisconsin Constitution, Chapter 950 of the Wisconsin Statutes, and the Wisconsin Children's Code. Failure to provide these services can result in the assessment of fines against Dane County.

**Description:** Victim Witness Unit staff provide the following services to crime victims and witnesses: orientation to the criminal justice process; notice of charging decisions; bail information; notice of case status; confer with victims regarding case disposition; notice of all court hearings; assistance in resolving any court appearance problem; court preparation and accompaniment; travel and hotel arrangements; orientation and referral to the State Compensation Program; assistance with property return; assistance with obtaining restitution; assistance with submitting victim impact statements; notice of case disposition; information regarding Department of Corrections resources; notification regarding appellate proceedings; and referrals to community services. Under Chapter 950 of the Wisconsin Statutes, the State is to reimburse up to 90% of the Victim Witness Unit's costs for provision of mandated services; the remaining costs are covered by the county.

	Actual 2022	Adopted 2023	2022 Carry Forward	Board Transfers	Budget As Modified	2023 YTD	Estimated 2023	Executive Recommended
<b>PROGRAM EXPENDITURES</b>								
Personnel Costs	\$2,620,222	\$2,700,300	\$0	\$0	\$2,700,300	\$848,034	\$3,031,956	\$3,104,300
Operating Expenses	\$43,304	\$36,900	\$0	\$0	\$36,900	\$11,224	\$37,680	\$36,900
Contractual Services	\$2,700	\$5,500	\$0	\$0	\$5,500	\$0	\$5,500	\$4,800
Operating Capital	\$0	\$0	\$0	\$0	\$0	\$0	\$0	\$0
<b>TOTAL</b>	<b>\$2,666,226</b>	<b>\$2,742,700</b>	<b>\$0</b>	<b>\$0</b>	<b>\$2,742,700</b>	<b>\$859,258</b>	<b>\$3,075,136</b>	<b>\$3,146,000</b>
<b>PROGRAM REVENUE</b>								
Taxes	\$0	\$0	\$0	\$0	\$0	\$0	\$0	\$0
Intergovernmental Revenue	\$753,852	\$675,700	\$0	\$0	\$675,700	\$0	\$675,700	\$675,700
Licenses & Permits	\$49,155	\$50,000	\$0	\$0	\$50,000	\$9,720	\$50,000	\$50,000
Fines, Forfeits & Penalties	\$0	\$0	\$0	\$0	\$0	\$0	\$0	\$0
Public Charges for Services	\$0	\$0	\$0	\$0	\$0	\$0	\$0	\$0
Miscellaneous	\$0	\$0	\$0	\$0	\$0	\$0	\$0	\$0
Other Financing Sources	\$0	\$0	\$0	\$0	\$0	\$0	\$0	\$0
<b>TOTAL</b>	<b>\$803,007</b>	<b>\$725,700</b>	<b>\$0</b>	<b>\$0</b>	<b>\$725,700</b>	<b>\$9,720</b>	<b>\$725,700</b>	<b>\$725,700</b>
<b>GPR SUPPORT</b>	<b>\$1,863,219</b>	<b>\$2,017,000</b>			<b>\$2,017,000</b>			<b>\$2,420,300</b>
<b>F.T.E. STAFF</b>	<b>24.900</b>	<b>24.900</b>					<b>24.900</b>	<b>24.900</b>

Dept: District Attorney		39		Fund Name: General Fund						
Prgm: Victim/Witness Unit		212/00		Fund No.: 1110						
DI#	2024 Base	Net Decision Items							2024 Adopted Budget	
		01	02	03	04	05	06	07		
<b>PROGRAM EXPENDITURES</b>										
Personnel Costs	\$2,964,600	\$139,700	\$0	\$0	\$0	\$0	\$0	\$0	\$0	\$3,104,300
Operating Expenses	\$36,900	\$0	\$0	\$0	\$0	\$0	\$0	\$0	\$0	\$36,900
Contractual Services	\$4,800	\$1	(\$1)	\$0	\$10,000	\$0	\$0	\$0	\$0	\$14,800
Operating Capital	\$0	\$0	\$0	\$0	\$0	\$0	\$0	\$0	\$0	\$0
<b>TOTAL</b>	<b>\$3,006,300</b>	<b>\$139,701</b>	<b>(\$1)</b>	<b>\$0</b>	<b>\$10,000</b>	<b>\$0</b>	<b>\$0</b>	<b>\$0</b>	<b>\$0</b>	<b>\$3,156,000</b>
<b>PROGRAM REVENUE</b>										
Taxes	\$0	\$0	\$0	\$0	\$0	\$0	\$0	\$0	\$0	\$0
Intergovernmental Revenue	\$675,700	\$0	\$0	\$0	\$0	\$0	\$0	\$0	\$0	\$675,700
Licenses & Permits	\$50,000	\$0	\$0	\$0	\$0	\$0	\$0	\$0	\$0	\$50,000
Fines, Forfeits & Penalties	\$0	\$0	\$0	\$0	\$0	\$0	\$0	\$0	\$0	\$0
Public Charges for Services	\$0	\$0	\$0	\$0	\$0	\$0	\$0	\$0	\$0	\$0
Miscellaneous	\$0	\$0	\$0	\$0	\$0	\$0	\$0	\$0	\$0	\$0
Other Financing Sources	\$0	\$0	\$0	\$0	\$0	\$0	\$0	\$0	\$0	\$0
<b>TOTAL</b>	<b>\$725,700</b>	<b>\$0</b>	<b>\$0</b>	<b>\$0</b>	<b>\$0</b>	<b>\$0</b>	<b>\$0</b>	<b>\$0</b>	<b>\$0</b>	<b>\$725,700</b>
<b>GPR SUPPORT</b>	<b>\$2,280,600</b>	<b>\$139,701</b>	<b>(\$1)</b>	<b>\$0</b>	<b>\$10,000</b>	<b>\$0</b>	<b>\$0</b>	<b>\$0</b>	<b>\$0</b>	<b>\$2,430,300</b>
<b>F.T.E. STAFF</b>	<b>24.900</b>	<b>0.000</b>	<b>0.000</b>	<b>0.000</b>	<b>0.000</b>	<b>0.000</b>	<b>0.000</b>	<b>0.000</b>	<b>0.000</b>	<b>24.900</b>
<b>NARRATIVE INFORMATION ABOUT DECISION ITEMS</b>										
							Expenditures	Revenue	GPR Support	
<b>2024 BUDGET BASE</b>							\$3,006,300	\$725,700	\$2,280,600	
DI #	DATY-VWIT-1	Personnel Cost Changes								
DEPT							\$0	\$0	\$0	
EXEC	Adjust personnel costs to reflect a 4.5% cost of living increase for County employees in 2024. Also, adjust personnel costs to reflect new retirement (WRS) rates and negotiated handbook changes in effect for 2024.						\$139,701	\$0	\$139,701	
ADOPTED	Approved as Recommended						\$0	\$0	\$0	
<b>NET DI # DATY-VWIT-1</b>							<b>\$139,701</b>	<b>\$0</b>	<b>\$139,701</b>	

Dept:		District Attorney	39	Fund Name:		General Fund
Prgm:		Victim/Witness Unit	212/00	Fund No.:		1110
NARRATIVE INFORMATION ABOUT DECISION ITEMS, cont.				Expenditures	Revenues	GPR Support
DI #	DATY-VWIT-2	Remove Position Footnotes				
DEPT				\$0	\$0	\$0
EXEC	Change neither expenditures nor revenues, but modify specific footnoted positions to remove funding references and/or contingencies.			(\$1)	\$0	(\$1)
ADOPTED	Approved as Recommended			\$0	\$0	\$0
			NET DI #	DATY-VWIT-2		
				(\$1)	\$0	(\$1)
DI #	DATY-VWIT-3	Remove Position Footnotes, cont.				
DEPT				\$0	\$0	\$0
EXEC	Change neither expenditures nor revenues, but modify specific footnoted positions to remove funding references and/or contingencies.			\$0	\$0	\$0
ADOPTED	Approved as Recommended			\$0	\$0	\$0
			NET DI #	DATY-VWIT-3		
				\$0	\$0	\$0
DI #	DATY-VWIT-4	Service Dog				
DEPT				\$0	\$0	\$0
EXEC				\$0	\$0	\$0
ADOPTED	District Attorney, Victim/Witness Unit, DI#4 Increase expenditures by \$10,000 to support a service dog in the District Attorney's Victim Witness Office.			\$10,000	\$0	\$10,000
			NET DI #	DATY-VWIT-4		
				\$10,000	\$0	\$10,000
<b>2024 ADOPTED BUDGET</b>				<b>\$3,156,000</b>	<b>\$725,700</b>	<b>\$2,430,300</b>

Dept:	District Attorney	39	COUNTY OF DANE			Fund Name:	General Fund	
Prgm:	Crime Response	213/00				Fund No:	1110	
<b>Mission:</b>								
To provide victim-focused, individualized services to crime victims, depending on their safety and trauma needs. The Crime Response Program provides 24/7/365 access to victims and law enforcement from on-scene crisis intervention through case assignment to a victim witness specialist.								
<b>Description:</b>								
Crime Response staff provide services to crime victims and homicide survivors including: on-scene crisis intervention either by staff or on-call POS Crisis Response team members, crime related short term trauma counseling by POS clinical therapists, assistance with completion of Victim Witness Compensation Forms to help with medical expenses, funeral expenses or loss of work-time, safety planning, connecting victims to community resources, collaborating with community resources, advocate for victims with employers, landlords, and educators, provide emergency funding for gas, groceries, or emergency relocation expenses, short term housing relocation for homicide prevention or crime scene clean-up, and services to victims whose cases will never be prosecuted either because of no arrest or no prosecution.								
	Actual 2022	Adopted 2023	2022 Carry Forward	Board Transfers	Budget As Modified	2023 YTD	Estimated 2023	Executive Recommended
<b>PROGRAM EXPENDITURES</b>								
Personnel Costs	\$530,178	\$631,900	\$0	\$0	\$631,900	\$163,902	\$627,325	\$659,200
Operating Expenses	\$39,447	\$50,500	\$349	\$40,110	\$90,959	\$746	\$90,959	\$50,500
Contractual Services	\$51,571	\$75,000	\$7,916	\$0	\$82,916	\$21,280	\$82,916	\$75,000
Operating Capital	\$0	\$0	\$0	\$0	\$0	\$0	\$0	\$0
<b>TOTAL</b>	<b>\$621,196</b>	<b>\$757,400</b>	<b>\$8,265</b>	<b>\$40,110</b>	<b>\$805,775</b>	<b>\$185,928</b>	<b>\$801,200</b>	<b>\$784,700</b>
<b>PROGRAM REVENUE</b>								
Taxes	\$0	\$0	\$0	\$0	\$0	\$0	\$0	\$0
Intergovernmental Revenue	\$410,499	\$398,650	\$6,628	\$40,110	\$445,388	\$0	\$445,388	\$398,650
Licenses & Permits	\$0	\$0	\$0	\$0	\$0	\$0	\$0	\$0
Fines, Forfeits & Penalties	\$0	\$0	\$0	\$0	\$0	\$0	\$0	\$0
Public Charges for Services	\$349	\$0	\$0	\$0	\$0	\$0	\$0	\$0
Miscellaneous	\$0	\$0	\$0	\$0	\$0	\$0	\$0	\$0
Other Financing Sources	\$0	\$0	\$0	\$0	\$0	\$0	\$0	\$0
<b>TOTAL</b>	<b>\$410,848</b>	<b>\$398,650</b>	<b>\$6,628</b>	<b>\$40,110</b>	<b>\$445,388</b>	<b>\$0</b>	<b>\$445,388</b>	<b>\$398,650</b>
<b>GPR SUPPORT</b>	<b>\$210,348</b>	<b>\$358,750</b>			<b>\$360,387</b>			<b>\$386,050</b>
<b>F.T.E. STAFF</b>	<b>4.900</b>	<b>4.900</b>					<b>4.900</b>	<b>4.900</b>

<b>Dept:</b> District Attorney	39	<b>Fund Name:</b> General Fund
<b>Prgm:</b> Crime Response	213/00	<b>Fund No.:</b> 1110

DI#	2024 Base	Net Decision Items							2024 Adopted Budget	
		01	02	03	04	05	06	07		
<b>PROGRAM EXPENDITURES</b>										
Personnel Costs	\$630,600	\$28,600	\$0	\$0	\$0	\$0	\$0	\$0	\$0	\$659,200
Operating Expenses	\$50,500	\$0	\$0	\$0	\$0	\$0	\$0	\$0	\$0	\$50,500
Contractual Services	\$75,000	\$0	\$0	\$0	\$0	\$0	\$0	\$0	\$0	\$75,000
Operating Capital	\$0	\$0	\$0	\$0	\$0	\$0	\$0	\$0	\$0	\$0
<b>TOTAL</b>	<b>\$756,100</b>	<b>\$28,600</b>	<b>\$0</b>	<b>\$0</b>	<b>\$0</b>	<b>\$0</b>	<b>\$0</b>	<b>\$0</b>	<b>\$0</b>	<b>\$784,700</b>
<b>PROGRAM REVENUE</b>										
Taxes	\$0	\$0	\$0	\$0	\$0	\$0	\$0	\$0	\$0	\$0
Intergovernmental Revenue	\$398,650	\$0	\$0	\$0	\$0	\$0	\$0	\$0	\$0	\$398,650
Licenses & Permits	\$0	\$0	\$0	\$0	\$0	\$0	\$0	\$0	\$0	\$0
Fines, Forfeits & Penalties	\$0	\$0	\$0	\$0	\$0	\$0	\$0	\$0	\$0	\$0
Public Charges for Services	\$0	\$0	\$0	\$0	\$0	\$0	\$0	\$0	\$0	\$0
Miscellaneous	\$0	\$0	\$0	\$0	\$0	\$0	\$0	\$0	\$0	\$0
Other Financing Sources	\$0	\$0	\$0	\$0	\$0	\$0	\$0	\$0	\$0	\$0
<b>TOTAL</b>	<b>\$398,650</b>	<b>\$0</b>	<b>\$0</b>	<b>\$0</b>	<b>\$0</b>	<b>\$0</b>	<b>\$0</b>	<b>\$0</b>	<b>\$0</b>	<b>\$398,650</b>
<b>GPR SUPPORT</b>	<b>\$357,450</b>	<b>\$28,600</b>	<b>\$0</b>	<b>\$0</b>	<b>\$0</b>	<b>\$0</b>	<b>\$0</b>	<b>\$0</b>	<b>\$0</b>	<b>\$386,050</b>
<b>F.T.E. STAFF</b>	<b>4.900</b>	<b>0.000</b>	<b>0.000</b>	<b>0.000</b>	<b>0.000</b>	<b>0.000</b>	<b>0.000</b>	<b>0.000</b>	<b>0.000</b>	<b>4.900</b>

**NARRATIVE INFORMATION ABOUT DECISION ITEMS**

		Expenditures	Revenue	GPR Support
<b>2024 BUDGET BASE</b>		\$756,100	\$398,650	\$357,450
DI #	DATY-CRIM-1 Personnel Cost Changes	\$0	\$0	\$0
DEPT				
EXEC	Adjust personnel costs to reflect a 4.5% cost of living increase for County employees in 2024. Also, adjust personnel costs to reflect new retirement (WRS) rates and negotiated handbook changes in effect for 2024.	\$28,600	\$0	\$28,600
ADOPTED	Approved as Recommended	\$0	\$0	\$0
<b>NET DI # DATY-CRIM-1</b>		<b>\$28,600</b>	<b>\$0</b>	<b>\$28,600</b>



<b>Dept:</b>	District Attorney	39	<b>Fund Name:</b>	General Fund		
<b>Prgm:</b>	Crime Response	213/00	<b>Fund No.:</b>	1110		
<b>NARRATIVE INFORMATION ABOUT DECISION ITEMS, cont.</b>				<b>Expenditures</b>	<b>Revenues</b>	<b>GPR Support</b>
DI #	DATY-CRIM-2	Remove Position Footnotes				
DEPT			\$0	\$0	\$0	
EXEC	Change neither expenditures nor revenues, but modify specific footnoted positions to remove funding references and/or contingencies.		\$0	\$0	\$0	
ADOPTED	Approved as Recommended		\$0	\$0	\$0	
	NET DI #	DATY-CRIM-2	\$0	\$0	\$0	
<b>2024 ADOPTED BUDGET</b>				\$784,700	\$398,650	\$386,050

<b>Dept:</b>	District Attorney	39	<b>COUNTY OF DANE</b>	<b>Fund Name:</b>	General Fund
<b>Prgm:</b>	Deferred Prosecution Program	214/00		<b>Fund No:</b>	1110

Mission: The Deferred Prosecution Unit (DPU) operates within the District Attorney's Office as an alternative to conviction and sentencing. The DPU plays a major role in avoiding overuse of the Dane County Jail by placing certain defendants into appropriate treatment and/or counseling. Supervision of first time offenders is done through contracts and referrals to community resources. The participants benefit from the education and counseling received, as well as the a chance to avoid a criminal conviction.

Description: The Deferred Prosecution Unit (DPU) takes first time offenders into its program. Approximately 1,000 cases are referred each year. An offender is referred to the program by a prosecutor, returning to court for adjudication only in the event of a failure by the offender to fulfill the terms of his or her contract with the District Attorney's Office. If assessed as appropriate for the program, the offender signs a contract that creates a course of action to limit the chances that the person will repeat the criminal behavior. Offenders agree to attend classes, make restitution, engage in community restitution work, secure needed psychiatric, alcohol and drug treatment, and vocational counseling. The length of the contract averages 9 to 36 months. In return for successful completion of the program, the court agrees to dismiss the case. If the participant does not fulfill the contract, the contract is terminated and the offender is returned to court for further proceedings.

	Actual 2022	Adopted 2023	2022 Carry Forward	Board Transfers	Budget As Modified	2023 YTD	Estimated 2023	Executive Recommended
<b>PROGRAM EXPENDITURES</b>								
Personnel Costs	\$1,203,173	\$1,320,700	\$0	\$0	\$1,320,700	\$401,863	\$1,311,535	\$1,383,600
Operating Expenses	\$39,009	\$68,782	\$18,337	\$0	\$87,119	\$10,997	\$87,119	\$68,782
Contractual Services	\$32,213	\$33,000	\$0	\$0	\$33,000	\$6,213	\$33,000	\$32,300
Operating Capital	\$0	\$0	\$0	\$0	\$0	\$0	\$0	\$0
<b>TOTAL</b>	<b>\$1,274,394</b>	<b>\$1,422,482</b>	<b>\$18,337</b>	<b>\$0</b>	<b>\$1,440,819</b>	<b>\$419,073</b>	<b>\$1,431,654</b>	<b>\$1,484,682</b>
<b>PROGRAM REVENUE</b>								
Taxes	\$0	\$0	\$0	\$0	\$0	\$0	\$0	\$0
Intergovernmental Revenue	\$71,011	\$99,931	\$0	\$0	\$99,931	\$0	\$99,931	\$99,931
Licenses & Permits	\$0	\$0	\$0	\$0	\$0	\$0	\$0	\$0
Fines, Forfeits & Penalties	\$0	\$0	\$0	\$0	\$0	\$0	\$0	\$0
Public Charges for Services	\$0	\$135,850	\$0	\$0	\$135,850	\$0	\$135,850	\$135,850
Miscellaneous	\$0	\$0	\$0	\$0	\$0	\$0	\$0	\$0
Other Financing Sources	\$0	\$0	\$0	\$0	\$0	\$0	\$0	\$0
<b>TOTAL</b>	<b>\$71,011</b>	<b>\$235,781</b>	<b>\$0</b>	<b>\$0</b>	<b>\$235,781</b>	<b>\$0</b>	<b>\$235,781</b>	<b>\$235,781</b>
<b>GPR SUPPORT</b>	<b>\$1,203,384</b>	<b>\$1,186,701</b>			<b>\$1,205,038</b>			<b>\$1,248,901</b>
<b>F.T.E. STAFF</b>	<b>10.000</b>	<b>10.000</b>					<b>10.000</b>	<b>10.000</b>

Dept: District Attorney		39		Fund Name: General Fund						
Prgr: Deferred Prosecution Program		214/00		Fund No.: 1110						
DI#	2024 Base	Net Decision Items							2024 Adopted Budget	
		01	02	03	04	05	06	07		
<b>PROGRAM EXPENDITURES</b>										
Personnel Costs	\$1,327,300	\$56,300	\$0	\$0	\$0	\$0	\$0	\$0	\$0	\$1,383,600
Operating Expenses	\$68,782	\$0	\$0	\$0	\$0	\$0	\$0	\$0	\$0	\$68,782
Contractual Services	\$32,300	\$0	\$0	\$0	\$0	\$0	\$0	\$0	\$0	\$32,300
Operating Capital	\$0	\$0	\$0	\$0	\$0	\$0	\$0	\$0	\$0	\$0
<b>TOTAL</b>	<b>\$1,428,382</b>	<b>\$56,300</b>	<b>\$0</b>	<b>\$0</b>	<b>\$0</b>	<b>\$0</b>	<b>\$0</b>	<b>\$0</b>	<b>\$0</b>	<b>\$1,484,682</b>
<b>PROGRAM REVENUE</b>										
Taxes	\$0	\$0	\$0	\$0	\$0	\$0	\$0	\$0	\$0	\$0
Intergovernmental Revenue	\$99,931	\$0	\$0	\$0	\$0	\$0	\$0	\$0	\$0	\$99,931
Licenses & Permits	\$0	\$0	\$0	\$0	\$0	\$0	\$0	\$0	\$0	\$0
Fines, Forfeits & Penalties	\$0	\$0	\$0	\$0	\$0	\$0	\$0	\$0	\$0	\$0
Public Charges for Services	\$135,850	\$0	\$0	\$0	\$0	\$0	\$0	\$0	\$0	\$135,850
Miscellaneous	\$0	\$0	\$0	\$0	\$0	\$0	\$0	\$0	\$0	\$0
Other Financing Sources	\$0	\$0	\$0	\$0	\$0	\$0	\$0	\$0	\$0	\$0
<b>TOTAL</b>	<b>\$235,781</b>	<b>\$0</b>	<b>\$0</b>	<b>\$0</b>	<b>\$0</b>	<b>\$0</b>	<b>\$0</b>	<b>\$0</b>	<b>\$0</b>	<b>\$235,781</b>
<b>GPR SUPPORT</b>	<b>\$1,192,601</b>	<b>\$56,300</b>	<b>\$0</b>	<b>\$0</b>	<b>\$0</b>	<b>\$0</b>	<b>\$0</b>	<b>\$0</b>	<b>\$0</b>	<b>\$1,248,901</b>
<b>F.T.E. STAFF</b>	<b>10.000</b>	<b>0.000</b>	<b>0.000</b>	<b>0.000</b>	<b>0.000</b>	<b>0.000</b>	<b>0.000</b>	<b>0.000</b>	<b>0.000</b>	<b>10.000</b>
<b>NARRATIVE INFORMATION ABOUT DECISION ITEMS</b>										
<b>2024 BUDGET BASE</b>										
DI #	DATY-DEFR-1	Personnel Cost Changes								
DEPT										
EXEC	Adjust personnel costs to reflect a 4.5% cost of living increase for County employees in 2024. Also, adjust personnel costs to reflect new retirement (WRS) rates and negotiated handbook changes in effect for 2024.									
ADOPTED	Approved as Recommended									
NET DI #    DATY-DEFR-1										

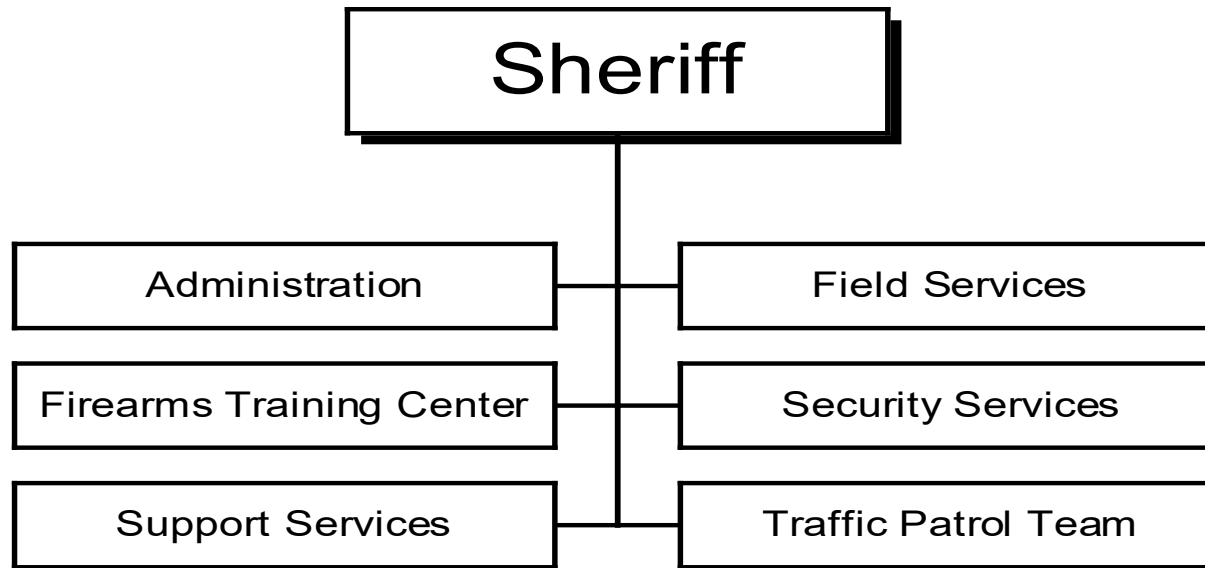
<b>Dept:</b> District Attorney	39	<b>Fund Name:</b> General Fund
<b>Prgm:</b> Deferred Prosecution Program	214/00	<b>Fund No.:</b> 1110

<b>NARRATIVE INFORMATION ABOUT DECISION ITEMS, cont.</b>	<b>Expenditures</b>	<b>Revenues</b>	<b>GPR Support</b>
--	---------------------	-----------------	--------------------

DI # DEPT	DATY-DEFR-2 Remove Position Footnotes	\$0	\$0	\$0
EXEC	Change neither expenditures nor revenues, but modify specific footnoted positions to remove funding references and/or contingencies.	\$0	\$0	\$0
ADOPTED	Approved as Recommended	\$0	\$0	\$0
	<b>NET DI #    DATY-DEFR-2</b>	<b>\$0</b>	<b>\$0</b>	<b>\$0</b>

--	--	--	--

<b>2024 ADOPTED BUDGET</b>	<b>\$1,484,682</b>	<b>\$235,781</b>	<b>\$1,248,901</b>
----------------------------	--------------------	------------------	--------------------



Division/Program	FTE	Expenditures	Program Specific Revenues	General Purpose Revenues	
Administration	57.000	\$8,414,350	\$4,370,063	\$4,044,287	
Firearms Training Center	1.000	\$314,100	\$295,600	\$18,500	
Support Services	109.500	\$18,601,000	\$879,680	\$17,721,320	
Security Services	252.000	\$53,396,922	\$3,572,681	\$49,824,241	
Field Services	166.500	\$27,090,516	\$5,306,811	\$21,783,705	
Traffic Patrol Services	5.500	\$668,700	\$0	\$668,700	
<b>Sheriff - Total</b>	<b>591.500</b>	<b>\$108,485,588</b>	<b>\$14,424,835</b>	<b>\$94,060,753</b>	<b>Appropriation</b>

<b>Dept:</b>	Sheriff	42	<b>COUNTY OF DANE</b>	<b>Fund Name:</b>	General Fund
<b>Prgm:</b>	Administration	110/00		<b>Fund No:</b>	1110

**Mission:** To provide budgetary and personnel administration, including hiring and training, for the Dane County Sheriff's Office. To provide, through the Officer in Charge (OIC), command and control for all times other than normal business hours.

**Description:** The Dane County Sheriff's Executive Services Division provides command and control of the Dane County Sheriff's Office during evenings and weekends accomplished through the Lieutenant Officer-In-Charge (OIC) Section which is supplemented by Sergeants being assigned to that Section, as required. In addition to being the OIC, Lieutenants are responsible for the supervision of Deputy Sheriff's assigned to second and third shift Task Force. The Division is responsible for preparation and submission of the budget including budget control efforts, projections and adjustments. The Division is also responsible for training. Members of the Training Section consist of a Lieutenant, Sergeant, and 5 Deputy Sheriff III's that administer training including firearms training and are responsible for staff recruitment and retention efforts to ensure a highly diverse and qualified workforce. The Training Section is also responsible for evaluating job performance, including recommendation of Deputies successfully completing probation. The clerical staff in the Division is responsible for scheduling, payroll, accounts payable, hiring, and personnel functions.

	Actual 2022	Adopted 2023	2022 Carry Forward	Board Transfers	Budget As Modified	2023 YTD	Estimated 2023	Executive Recommended
<b>PROGRAM EXPENDITURES</b>								
Personnel Costs	\$5,640,321	\$7,027,200	\$0	\$0	\$7,027,200	\$1,768,482	\$7,341,310	\$7,690,900
Operating Expenses	\$364,130	\$431,950	\$680,502	\$0	\$1,112,452	\$201,839	\$1,112,548	\$451,950
Contractual Services	\$228,101	\$292,200	\$0	\$0	\$292,200	\$50,154	\$292,200	\$271,500
Operating Capital	\$0	\$0	\$0	\$0	\$0	\$0	\$0	\$0
<b>TOTAL</b>	<b>\$6,232,552</b>	<b>\$7,751,350</b>	<b>\$680,502</b>	<b>\$0</b>	<b>\$8,431,852</b>	<b>\$2,020,475</b>	<b>\$8,746,058</b>	<b>\$8,414,350</b>
<b>PROGRAM REVENUE</b>								
Taxes	\$0	\$0	\$0	\$0	\$0	\$0	\$0	\$0
Intergovernmental Revenue	\$99,173	\$35,000	\$335,683	\$0	\$370,683	\$0	\$370,683	\$4,320,063
Licenses & Permits	\$0	\$0	\$0	\$0	\$0	\$0	\$0	\$0
Fines, Forfeits & Penalties	\$0	\$0	\$0	\$0	\$0	\$0	\$0	\$0
Public Charges for Services	\$7,929	\$25,000	\$0	\$0	\$25,000	\$100	\$25,100	\$25,000
Miscellaneous	\$18,917	\$25,000	\$0	\$0	\$25,000	\$3,629	\$25,000	\$25,000
Other Financing Sources	\$0	\$0	\$0	\$0	\$0	\$0	\$0	\$0
<b>TOTAL</b>	<b>\$126,020</b>	<b>\$85,000</b>	<b>\$335,683</b>	<b>\$0</b>	<b>\$420,683</b>	<b>\$3,729</b>	<b>\$420,783</b>	<b>\$4,370,063</b>
<b>GPR SUPPORT</b>	<b>\$6,106,532</b>	<b>\$7,666,350</b>			<b>\$8,011,169</b>			<b>\$4,044,287</b>
<b>F.T.E. STAFF</b>	<b>55.000</b>	<b>55.000</b>					<b>55.000</b>	<b>55.000</b>

Dept: Sheriff		42		Fund Name: General Fund						
Prgm: Administration		110/00		Fund No.: 1110						
DI#	2024 Base	Net Decision Items							2024 Adopted Budget	
		01	02	03	04	05	06	07		
<b>PROGRAM EXPENDITURES</b>										
Personnel Costs	\$7,365,000	\$0	\$325,900	\$0	\$0	\$0	\$0	\$0	\$0	\$7,690,900
Operating Expenses	\$431,950	\$20,000	\$0	\$0	\$0	\$0	\$0	\$0	\$0	\$451,950
Contractual Services	\$271,500	\$0	\$0	\$0	\$0	\$0	\$0	\$0	\$0	\$271,500
Operating Capital	\$0	\$0	\$0	\$0	\$0	\$0	\$0	\$0	\$0	\$0
<b>TOTAL</b>	<b>\$8,068,450</b>	<b>\$20,000</b>	<b>\$325,900</b>	<b>\$0</b>	<b>\$0</b>	<b>\$0</b>	<b>\$0</b>	<b>\$0</b>	<b>\$0</b>	<b>\$8,414,350</b>
<b>PROGRAM REVENUE</b>										
Taxes	\$0	\$0	\$0	\$0	\$0	\$0	\$0	\$0	\$0	\$0
Intergovernmental Revenue	\$35,000	\$0	\$0	\$4,285,063	\$0	\$0	\$0	\$0	\$0	\$4,320,063
Licenses & Permits	\$0	\$0	\$0	\$0	\$0	\$0	\$0	\$0	\$0	\$0
Fines, Forfeits & Penalties	\$0	\$0	\$0	\$0	\$0	\$0	\$0	\$0	\$0	\$0
Public Charges for Services	\$25,000	\$0	\$0	\$0	\$0	\$0	\$0	\$0	\$0	\$25,000
Miscellaneous	\$25,000	\$0	\$0	\$0	\$0	\$0	\$0	\$0	\$0	\$25,000
Other Financing Sources	\$0	\$0	\$0	\$0	\$0	\$0	\$0	\$0	\$0	\$0
<b>TOTAL</b>	<b>\$85,000</b>	<b>\$0</b>	<b>\$0</b>	<b>\$4,285,063</b>	<b>\$0</b>	<b>\$0</b>	<b>\$0</b>	<b>\$0</b>	<b>\$0</b>	<b>\$4,370,063</b>
<b>GPR SUPPORT</b>	<b>\$7,983,450</b>	<b>\$20,000</b>	<b>\$325,900</b>	<b>(\$4,285,063)</b>	<b>\$0</b>	<b>\$0</b>	<b>\$0</b>	<b>\$0</b>	<b>\$0</b>	<b>\$4,044,287</b>
<b>F.T.E. STAFF</b>	<b>55.000</b>	<b>0.000</b>	<b>0.000</b>	<b>0.000</b>	<b>0.000</b>	<b>0.000</b>	<b>0.000</b>	<b>0.000</b>	<b>0.000</b>	<b>55.000</b>
<b>NARRATIVE INFORMATION ABOUT DECISION ITEMS</b>							<b>Expenditures</b>	<b>Revenue</b>	<b>GPR Support</b>	
<b>2024 BUDGET BASE</b>							\$8,068,450	\$85,000	\$7,983,450	
DI #	SHER-ADMN-1		Operating Account Line Adjustment							
DEPT	Create an operating account line titled Education & Training - Sheriff for \$20,000.									
		\$20,000		\$0		\$20,000				
EXEC	Approved as Requested									
		\$0		\$0		\$0				
ADOPTED	Approved as Recommended									
		\$0		\$0		\$0				
		NET DI # SHER-ADMN-1				\$20,000		\$0		\$20,000

<b>Dept:</b>	Sheriff	42	<b>Fund Name:</b>	General Fund		
<b>Prgm:</b>	Administration	110/00	<b>Fund No.:</b>	1110		
<b>NARRATIVE INFORMATION ABOUT DECISION ITEMS, cont.</b>			<b>Expenditures</b>	<b>Revenues</b>	<b>GPR Support</b>	
DI #	SHER-ADMN-2	Personnel Cost Changes				
DEPT			\$0	\$0	\$0	
EXEC	Adjust personnel costs to reflect a 4.5% cost of living increase for County employees in 2024. Also, adjust personnel costs to reflect new retirement (WRS) rates and negotiated handbook changes in effect for 2024.		\$325,900	\$0	\$325,900	
ADOPTED	Approved as Recommended		\$0	\$0	\$0	
	NET DI #	SHER-ADMN-2	\$325,900	\$0	\$325,900	
DI #	SHER-ADMN-3	REVENUE FROM STATE OF WISCONSIN				
DEPT			\$0	\$0	\$0	
EXEC	Recognize the Supplemental County and Municipal Aid increase from the State of Wisconsin. The enabling legislation requires these funds be used to support law enforcement, fire protection, emergency medical services and public works.		\$0	\$4,285,063	(\$4,285,063)	
ADOPTED	Approved as Recommended		\$0	\$0	\$0	
	NET DI #	SHER-ADMN-3	\$0	\$4,285,063	(\$4,285,063)	
<b>2024 ADOPTED BUDGET</b>			\$8,414,350	\$4,370,063	\$4,044,287	



Dept: Sheriff		42		COUNTY OF DANE			Fund Name: General Fund	
Prgm: Firearms Training Center		216/00					Fund No: 1110	
<b>Mission:</b>								
To provide firearms and other specialized training for county, state, local, and federal law enforcement and military personnel. To provide a facility for firearms safety programs for civilians in and around Dane County.								
<b>Description:</b>								
The Firearms Training Center in the Town of Westport has five firearms shooting ranges. Range One is designed for military small arms training and qualifications. Ranges Two and Three are designed for civilian law enforcement agencies to train and qualify with pistols and handguns. Range Four is designated for carbine and shotgun training and qualifications. Range Five is a tactical combat shooting range, designed to allow setup in a variety of situational and scenario programs. It allows not only for training and testing of psychomotor shooting skills, but decision-making skills as well. The facility also has a training building with multiple classrooms and training rooms for general and physical training programs, weapons and ammunition storage, firearms cleaning and armorer's rooms, and office space for facility staff. The Wisconsin Air National Guard uses the facility for training of general military personnel assigned to Truax Field, as well as the Air Security Police detachment.								
	Actual 2022	Adopted 2023	2022 Carry Forward	Board Transfers	Budget As Modified	2023 YTD	Estimated 2023	Executive Recommended
<b>PROGRAM EXPENDITURES</b>								
Personnel Costs	\$173,699	\$172,100	\$0	\$0	\$172,100	\$48,622	\$116,957	\$151,300
Operating Expenses	\$109,211	\$151,700	\$48,356	\$0	\$200,056	\$48,590	\$200,056	\$151,700
Contractual Services	\$8,637	\$12,200	\$0	\$0	\$12,200	\$0	\$12,200	\$11,100
Operating Capital	\$0	\$0	\$0	\$0	\$0	\$0	\$0	\$0
<b>TOTAL</b>	<b>\$291,546</b>	<b>\$336,000</b>	<b>\$48,356</b>	<b>\$0</b>	<b>\$384,356</b>	<b>\$97,212</b>	<b>\$329,213</b>	<b>\$314,100</b>
<b>PROGRAM REVENUE</b>								
Taxes	\$0	\$0	\$0	\$0	\$0	\$0	\$0	\$0
Intergovernmental Revenue	\$158,385	\$263,700	\$0	\$0	\$263,700	\$11,115	\$263,700	\$263,700
Licenses & Permits	\$0	\$0	\$0	\$0	\$0	\$0	\$0	\$0
Fines, Forfeits & Penalties	\$0	\$0	\$0	\$0	\$0	\$0	\$0	\$0
Public Charges for Services	\$37,498	\$25,000	\$0	\$0	\$25,000	\$7,106	\$28,007	\$31,900
Miscellaneous	\$0	\$0	\$0	\$0	\$0	\$0	\$0	\$0
Other Financing Sources	\$0	\$0	\$0	\$0	\$0	\$0	\$0	\$0
<b>TOTAL</b>	<b>\$195,884</b>	<b>\$288,700</b>	<b>\$0</b>	<b>\$0</b>	<b>\$288,700</b>	<b>\$18,221</b>	<b>\$291,707</b>	<b>\$295,600</b>
<b>GPR SUPPORT</b>	<b>\$95,663</b>	<b>\$47,300</b>			<b>\$95,656</b>			<b>\$18,500</b>
<b>F.T.E. STAFF</b>	<b>1.000</b>	<b>1.000</b>					<b>1.000</b>	<b>1.000</b>

<b>Dept:</b> Sheriff	42	<b>Fund Name:</b> General Fund
<b>Prgm:</b> Firearms Training Center	216/00	<b>Fund No.:</b> 1110

DI#	2024 Base	Net Decision Items							2024 Adopted Budget	
		01	02	03	04	05	06	07		
<b>PROGRAM EXPENDITURES</b>										
Personnel Costs	\$147,200	\$0	\$4,100	\$0	\$0	\$0	\$0	\$0	\$0	\$151,300
Operating Expenses	\$151,700	\$0	\$0	\$0	\$0	\$0	\$0	\$0	\$0	\$151,700
Contractual Services	\$11,100	\$0	\$0	\$0	\$0	\$0	\$0	\$0	\$0	\$11,100
Operating Capital	\$0	\$0	\$0	\$0	\$0	\$0	\$0	\$0	\$0	\$0
<b>TOTAL</b>	<b>\$310,000</b>	<b>\$0</b>	<b>\$4,100</b>	<b>\$0</b>	<b>\$0</b>	<b>\$0</b>	<b>\$0</b>	<b>\$0</b>	<b>\$0</b>	<b>\$314,100</b>
<b>PROGRAM REVENUE</b>										
Taxes	\$0	\$0	\$0	\$0	\$0	\$0	\$0	\$0	\$0	\$0
Intergovernmental Revenue	\$263,700	\$0	\$0	\$0	\$0	\$0	\$0	\$0	\$0	\$263,700
Licenses & Permits	\$0	\$0	\$0	\$0	\$0	\$0	\$0	\$0	\$0	\$0
Fines, Forfeits & Penalties	\$0	\$0	\$0	\$0	\$0	\$0	\$0	\$0	\$0	\$0
Public Charges for Services	\$25,000	\$6,900	\$0	\$0	\$0	\$0	\$0	\$0	\$0	\$31,900
Miscellaneous	\$0	\$0	\$0	\$0	\$0	\$0	\$0	\$0	\$0	\$0
Other Financing Sources	\$0	\$0	\$0	\$0	\$0	\$0	\$0	\$0	\$0	\$0
<b>TOTAL</b>	<b>\$288,700</b>	<b>\$6,900</b>	<b>\$0</b>	<b>\$0</b>	<b>\$0</b>	<b>\$0</b>	<b>\$0</b>	<b>\$0</b>	<b>\$0</b>	<b>\$295,600</b>
<b>GPR SUPPORT</b>	<b>\$21,300</b>	<b>(\$6,900)</b>	<b>\$4,100</b>	<b>\$0</b>	<b>\$0</b>	<b>\$0</b>	<b>\$0</b>	<b>\$0</b>	<b>\$0</b>	<b>\$18,500</b>
<b>F.T.E. STAFF</b>	<b>1.000</b>	<b>0.000</b>	<b>0.000</b>	<b>0.000</b>	<b>0.000</b>	<b>0.000</b>	<b>0.000</b>	<b>0.000</b>	<b>0.000</b>	<b>1.000</b>

**NARRATIVE INFORMATION ABOUT DECISION ITEMS**

		Expenditures	Revenue	GPR Support
<b>2024 BUDGET BASE</b>		\$310,000	\$288,700	\$21,300
DI #	SHER-TRNG-1 Adjust Revenue Account Lines			
DEPT	Increase revenue account line SHRFTC 80590 - Classroom Rental Fees \$1,000 from \$2,800 to \$3,800 and increase revenue account line SHRFTC 80604 - Specialized Training Program by \$5,900 from \$4,100 to \$10,000.	\$0	\$6,900	(\$6,900)
EXEC	Approved as Requested	\$0	\$0	\$0
ADOPTED	Approved as Recommended	\$0	\$0	\$0
<b>NET DI # SHER-TRNG-1</b>		<b>\$0</b>	<b>\$6,900</b>	<b>(\$6,900)</b>

<b>Dept:</b>	Sheriff	42	<b>Fund Name:</b>	General Fund		
<b>Prgm:</b>	Firearms Training Center	216/00	<b>Fund No.:</b>	1110		
<b>NARRATIVE INFORMATION ABOUT DECISION ITEMS, cont.</b>			<b>Expenditures</b>	<b>Revenues</b>	<b>GPR Support</b>	
DI #	SHER-TRNG-2 Personnel Cost Changes					
DEPT			\$0	\$0	\$0	
EXEC	Adjust personnel costs to reflect a 4.5% cost of living increase for County employees in 2024. Also, adjust personnel costs to reflect new retirement (WRS) rates and negotiated handbook changes in effect for 2024.		\$4,100	\$0	\$4,100	
ADOPTED	Approved as Recommended		\$0	\$0	\$0	
	NET DI #	SHER-TRNG-2	\$4,100	\$0	\$4,100	
<b>2024 ADOPTED BUDGET</b>			\$314,100	\$295,600	\$18,500	

<b>Dept:</b>	Sheriff	42	<b>COUNTY OF DANE</b>	<b>Fund Name:</b>	General Fund
<b>Prgm:</b>	Support Services	218/00		<b>Fund No:</b>	1110

Mission:

To provide effective support services necessary for the operation of the Sheriff's Office, Court System, District Attorney's Office, Coroner's Office, and other law enforcement agencies within Dane County.

Description:

The Support Services Division provides court officer liaison between law enforcement agencies and the courts; executes according to law all processes, writs, and orders delivered for execution or services; manages all warrants initiated by the Sheriff or presented for service; transports residents to various institutions; arranges for extradition of residents; provides security services to the Court System; maintains and manages Sheriff's records and information systems; maintains security in the Courthouse and guards residents in a temporary holding facility which can hold up to 50 residents; and maintains all department vehicles. A crime laboratory provides photography and crime scene investigation services.

	Actual 2022	Adopted 2023	2022 Carry Forward	Board Transfers	Budget As Modified	2023 YTD	Estimated 2023	Executive Recommended
<b>PROGRAM EXPENDITURES</b>								
Personnel Costs	\$13,191,257	\$15,794,900	\$0	\$0	\$15,794,900	\$4,509,728	\$15,614,168	\$16,007,200
Operating Expenses	\$1,560,685	\$1,628,300	\$53,840	\$0	\$1,682,140	\$460,037	\$1,682,140	\$1,634,100
Contractual Services	\$698,362	\$953,500	\$0	\$0	\$953,500	\$404,149	\$953,500	\$959,700
Operating Capital	\$0	\$0	\$0	\$0	\$0	\$0	\$0	\$0
<b>TOTAL</b>	<b>\$15,450,304</b>	<b>\$18,376,700</b>	<b>\$53,840</b>	<b>\$0</b>	<b>\$18,430,540</b>	<b>\$5,373,914</b>	<b>\$18,249,808</b>	<b>\$18,601,000</b>
<b>PROGRAM REVENUE</b>								
Taxes	\$0	\$0	\$0	\$0	\$0	\$0	\$0	\$0
Intergovernmental Revenue	\$465,718	\$612,950	\$0	\$0	\$612,950	\$74,538	\$612,950	\$509,850
Licenses & Permits	\$0	\$0	\$0	\$0	\$0	\$0	\$0	\$0
Fines, Forfeits & Penalties	\$0	\$0	\$0	\$0	\$0	\$0	\$0	\$0
Public Charges for Services	\$200,894	\$326,530	\$0	\$0	\$326,530	\$58,524	\$326,530	\$209,830
Miscellaneous	\$183,943	\$160,000	\$0	\$0	\$160,000	\$9,314	\$160,000	\$160,000
Other Financing Sources	\$0	\$0	\$0	\$0	\$0	\$0	\$0	\$0
<b>TOTAL</b>	<b>\$850,555</b>	<b>\$1,099,480</b>	<b>\$0</b>	<b>\$0</b>	<b>\$1,099,480</b>	<b>\$142,376</b>	<b>\$1,099,480</b>	<b>\$879,680</b>
<b>GPR SUPPORT</b>	<b>\$14,599,749</b>	<b>\$17,277,220</b>			<b>\$17,331,060</b>			<b>\$17,721,320</b>
<b>F.T.E. STAFF</b>	<b>101.500</b>	<b>101.500</b>					<b>101.500</b>	<b>101.500</b>

Dept: Sheriff		42		Fund Name: General Fund					
Prgm: Support Services		218/00		Fund No.: 1110					
DI#	2024 Base	Net Decision Items							2024 Adopted Budget
		01	02	03	04	05	06	07	
<b>PROGRAM EXPENDITURES</b>									
Personnel Costs	\$15,303,300	\$0	\$57,400	\$0	\$646,500	\$0	\$0	\$0	\$16,007,200
Operating Expenses	\$1,628,300	\$0	\$5,800	\$0	\$0	\$0	\$0	\$0	\$1,634,100
Contractual Services	\$902,200	\$57,500	\$0	\$0	\$0	\$0	\$0	\$0	\$959,700
Operating Capital	\$0	\$0	\$0	\$0	\$0	\$0	\$0	\$0	\$0
<b>TOTAL</b>	<b>\$17,833,800</b>	<b>\$57,500</b>	<b>\$63,200</b>	<b>\$0</b>	<b>\$646,500</b>	<b>\$0</b>	<b>\$0</b>	<b>\$0</b>	<b>\$18,601,000</b>
<b>PROGRAM REVENUE</b>									
Taxes	\$0	\$0	\$0	\$0	\$0	\$0	\$0	\$0	\$0
Intergovernmental Revenue	\$612,950	\$0	\$0	(\$103,100)	\$0	\$0	\$0	\$0	\$509,850
Licenses & Permits	\$0	\$0	\$0	\$0	\$0	\$0	\$0	\$0	\$0
Fines, Forfeits & Penalties	\$0	\$0	\$0	\$0	\$0	\$0	\$0	\$0	\$0
Public Charges for Services	\$326,530	\$0	\$0	(\$116,700)	\$0	\$0	\$0	\$0	\$209,830
Miscellaneous	\$160,000	\$0	\$0	\$0	\$0	\$0	\$0	\$0	\$160,000
Other Financing Sources	\$0	\$0	\$0	\$0	\$0	\$0	\$0	\$0	\$0
<b>TOTAL</b>	<b>\$1,099,480</b>	<b>\$0</b>	<b>\$0</b>	<b>(\$219,800)</b>	<b>\$0</b>	<b>\$0</b>	<b>\$0</b>	<b>\$0</b>	<b>\$879,680</b>
<b>GPR SUPPORT</b>	<b>\$16,734,320</b>	<b>\$57,500</b>	<b>\$63,200</b>	<b>\$219,800</b>	<b>\$646,500</b>	<b>\$0</b>	<b>\$0</b>	<b>\$0</b>	<b>\$17,721,320</b>
<b>F.T.E. STAFF</b>	<b>101.500</b>	<b>0.000</b>	<b>0.000</b>	<b>0.000</b>	<b>0.000</b>	<b>0.000</b>	<b>0.000</b>	<b>0.000</b>	<b>101.500</b>
<b>NARRATIVE INFORMATION ABOUT DECISION ITEMS</b>							<b>Expenditures</b>	<b>Revenue</b>	<b>GPR Support</b>
<b>2024 BUDGET BASE</b>							\$17,833,800	\$1,099,480	\$16,734,320
DI #	SHER-SUPT-1		Contractual Account Line Adjustments						
DEPT	This decision item adjusts expenditures for contractual increases for SHRFSUP 31132 - Hardware/Software Maintenance by \$52,500 from \$681,600 to \$734,100 and SHRFSUP 30731 - Courthouse Equipment Replacement by \$5,000 from \$20,000 to \$25,000.						\$57,500	\$0	\$57,500
EXEC	Approved as Requested						\$0	\$0	\$0
ADOPTED	Approved as Recommended						\$0	\$0	\$0
<b>NET DI # SHER-SUPT-1</b>							<b>\$57,500</b>	<b>\$0</b>	<b>\$57,500</b>

Dept:		Sheriff	42	Fund Name:		General Fund
Prgm:		Support Services	218/00	Fund No.:		1110
NARRATIVE INFORMATION ABOUT DECISION ITEMS, cont.				Expenditures	Revenues	GPR Support
DI #	SHER-SUPT-2	Operating Account Line Adjustments				
DEPT		Requests a budget increase for the following operating account lines: SHRFSUP 22489 - Shared Resource Partnership (SRP) Technology \$2,800 from \$17,200 to \$20,000; SHRFSUP 22161 - Records Management System by \$3,000 from \$17,000 to \$20,000; SHRFSUP 10072 - Limited Term Employees by \$53,300 from \$67,000 to \$121,000; and SHRFSUP 10099 - Social Security by \$4,100 from \$773,000 to \$777,100.		\$63,200	\$0	\$63,200
EXEC		Approved as Requested		\$0	\$0	\$0
ADOPTED		Approved as Recommended		\$0	\$0	\$0
NET DI # SHER-SUPT-2				\$63,200	\$0	\$63,200
DI #	SHER-SUPT-3	Revenue Account Line Adjustments				
DEPT		Increase revenue account line SHRFSUP 83121 - Video Tape Sales by \$2,000, from \$3,000 to \$5,000.		\$0	(\$219,800)	\$219,800
		Decrease revenue account lines SHRFUP 83130 - Civil Process Fees County Agencies by \$103,050, from \$353,050 to \$250,000 and, SHRFFSUP 83150 - Civil Process by \$118,730, from \$288,730 to \$170,000.				
EXEC		Approved as Requested		\$0	\$0	\$0
ADOPTED		Approved as Recommended		\$0	\$0	\$0
NET DI # SHER-SUPT-3				\$0	(\$219,800)	\$219,800
DI #	SHER-SUPT-4	Personnel Cost Changes				
DEPT				\$0	\$0	\$0
EXEC		Adjust personnel costs to reflect a 4.5% cost of living increase for County employees in 2024. Also, adjust personnel costs to reflect new retirement (WRS) rates and negotiated handbook changes in effect for 2024.		\$646,500	\$0	\$646,500
ADOPTED		Approved as Recommended		\$0	\$0	\$0
NET DI # SHER-SUPT-4				\$646,500	\$0	\$646,500
<b>2024 ADOPTED BUDGET</b>				<b>\$18,601,000</b>	<b>\$879,680</b>	<b>\$17,721,320</b>

Dept:	Sheriff	42	<b>COUNTY OF DANE</b>			Fund Name:	General Fund	
Prgm:	Security Services	220/00				Fund No:	1110	
<b>Mission:</b>								
To provide a safe, secure and humane environment for individuals committed to the Sheriff's custody, treating those individuals firmly, but with respect and dignity. To provide legal operation of the Dane County Jail within the guidelines provided by Wisconsin State Statutes and the Wisconsin Department of Corrections.								
<b>Description:</b>								
The Security Services Division is responsible for the operation of a maximum security jail located on the 6th and 7th floors of the City-County Building, a minimum security jail located in the Ferris Center, 2120 Rimrock Road, and the Public Safety Building Jail, 115 West Doty Street, which is a maximum security intake center on the first floor and a medium security jail on the upper floors. The Division holds pre-trial residents for all law enforcement agencies in Dane County, houses sentenced residents, and administers the work release program. The Division also maintains a jail diversion program monitored by deputies, as well as a volunteer resident program where residents donate their time to various community projects.								
	Actual 2022	Adopted 2023	2022 Carry Forward	Board Transfers	Budget As Modified	2023 YTD	Estimated 2023	Executive Recommended
<b>PROGRAM EXPENDITURES</b>								
Personnel Costs	\$33,037,129	\$34,654,500	\$0	\$0	\$34,654,500	\$9,725,940	\$36,069,709	\$38,530,600
Operating Expenses	\$1,190,435	\$1,721,700	\$280,536	\$0	\$2,002,236	\$539,790	\$2,002,236	\$1,917,600
Contractual Services	\$9,395,563	\$12,290,622	\$14,167	\$0	\$12,304,789	\$2,415,031	\$12,304,789	\$12,948,722
Operating Capital	\$0	\$0	\$0	\$0	\$0	\$0	\$0	\$0
<b>TOTAL</b>	<b>\$43,623,127</b>	<b>\$48,666,822</b>	<b>\$294,704</b>	<b>\$0</b>	<b>\$48,961,526</b>	<b>\$12,680,762</b>	<b>\$50,376,734</b>	<b>\$53,396,922</b>
<b>PROGRAM REVENUE</b>								
Taxes	\$0	\$0	\$0	\$0	\$0	\$0	\$0	\$0
Intergovernmental Revenue	\$1,519,369	\$1,588,000	\$0	\$0	\$1,588,000	\$193,631	\$1,603,993	\$1,660,700
Licenses & Permits	\$0	\$0	\$0	\$0	\$0	\$0	\$0	\$0
Fines, Forfeits & Penalties	\$372,456	\$520,600	\$0	\$0	\$520,600	\$80,552	\$520,600	\$443,900
Public Charges for Services	\$3,540,221	\$3,665,781	\$0	\$0	\$3,665,781	\$794,347	\$3,666,801	\$1,468,081
Miscellaneous	\$2,458	\$0	\$0	\$0	\$0	\$567	\$567	\$0
Other Financing Sources	\$0	\$0	\$0	\$0	\$0	\$0	\$0	\$0
<b>TOTAL</b>	<b>\$5,434,503</b>	<b>\$5,774,381</b>	<b>\$0</b>	<b>\$0</b>	<b>\$5,774,381</b>	<b>\$1,069,096</b>	<b>\$5,791,961</b>	<b>\$3,572,681</b>
<b>GPR SUPPORT</b>	<b>\$38,188,624</b>	<b>\$42,892,441</b>			<b>\$43,187,145</b>			<b>\$49,824,241</b>
F.T.E. STAFF	276.000	276.000					276.000	276.000

<b>Dept:</b> Sheriff	42	<b>Fund Name:</b> General Fund
<b>Prgm:</b> Security Services	220/00	<b>Fund No.:</b> 1110

DI#	2024 Base	Net Decision Items							2024 Adopted Budget
		01	02	03	04	05	06	07	
<b>PROGRAM EXPENDITURES</b>									
Personnel Costs	\$36,766,100	\$0	\$0	\$0	\$1,764,500	\$0	\$0	\$0	\$38,530,600
Operating Expenses	\$1,721,700	\$0	\$195,900	\$0	\$0	\$0	\$0	\$0	\$1,917,600
Contractual Services	\$12,145,322	\$803,400	\$0	\$0	\$0	\$0	\$0	\$0	\$12,948,722
Operating Capital	\$0	\$0	\$0	\$0	\$0	\$0	\$0	\$0	\$0
<b>TOTAL</b>	<b>\$50,633,122</b>	<b>\$803,400</b>	<b>\$195,900</b>	<b>\$0</b>	<b>\$1,764,500</b>	<b>\$0</b>	<b>\$0</b>	<b>\$0</b>	<b>\$53,396,922</b>
<b>PROGRAM REVENUE</b>									
Taxes	\$0	\$0	\$0	\$0	\$0	\$0	\$0	\$0	\$0
Intergovernmental Revenue	\$1,588,000	\$0	\$0	\$72,700	\$0	\$0	\$0	\$0	\$1,660,700
Licenses & Permits	\$0	\$0	\$0	\$0	\$0	\$0	\$0	\$0	\$0
Fines, Forfeits & Penalties	\$520,600	\$0	\$0	(\$76,700)	\$0	\$0	\$0	\$0	\$443,900
Public Charges for Services	\$3,665,781	(\$2,241,500)	\$0	\$43,800	\$0	\$0	\$0	\$0	\$1,468,081
Miscellaneous	\$0	\$0	\$0	\$0	\$0	\$0	\$0	\$0	\$0
Other Financing Sources	\$0	\$0	\$0	\$0	\$0	\$0	\$0	\$0	\$0
<b>TOTAL</b>	<b>\$5,774,381</b>	<b>(\$2,241,500)</b>	<b>\$0</b>	<b>\$39,800</b>	<b>\$0</b>	<b>\$0</b>	<b>\$0</b>	<b>\$0</b>	<b>\$3,572,681</b>
<b>GPR SUPPORT</b>	<b>\$44,858,741</b>	<b>\$3,044,900</b>	<b>\$195,900</b>	<b>(\$39,800)</b>	<b>\$1,764,500</b>	<b>\$0</b>	<b>\$0</b>	<b>\$0</b>	<b>\$49,824,241</b>
<b>F.T.E. STAFF</b>	<b>276.000</b>	<b>0.000</b>	<b>0.000</b>	<b>0.000</b>	<b>0.000</b>	<b>0.000</b>	<b>0.000</b>	<b>0.000</b>	<b>276.000</b>

**NARRATIVE INFORMATION ABOUT DECISION ITEMS**

		Expenditures	Revenue	GPR Support
<b>2024 BUDGET BASE</b>		\$50,633,122	\$5,774,381	\$44,858,741
DI #	SHER-SECR-1 Contractual Account Line Adjustments			
DEPT	This decision item increases contractual expenditures for the following: Laundry POS \$134,300 from \$196,670 to \$330,970; Medical Services POS \$321,500 from \$7,132,029 to \$7,453,529; Purchase of Food Service \$346,100 from \$3,471,300 to \$3,818,923; VINE Victim Notification \$1,500 from \$49,900 to \$51,400; and a decrease in Prisoner Board Federal Revenue, SHRFSEC 83063, (\$2,241,500).	\$803,400	(\$2,241,500)	\$3,044,900
EXEC	Approved as Requested	\$0	\$0	\$0
ADOPTED	Approved as Recommended	\$0	\$0	\$0
<b>NET DI # SHER-SECR-1</b>		<b>\$803,400</b>	<b>(\$2,241,500)</b>	<b>\$3,044,900</b>



Dept:	Sheriff	42	Fund Name:	General Fund	
Prgm:	Security Services	220/00	Fund No.:	1110	
NARRATIVE INFORMATION ABOUT DECISION ITEMS, cont.			Expenditures	Revenues	GPR Support
DI #	SHER-SECR-2 Operating Account Line Adjustments				
DEPT	Increase the budget for the following account lines: SHRFSEC 21161 - Housekeeping Supplies and Expense by \$87,900 from \$275,900 to \$363,800; SHRFSEC 21611 - Inmate Betterment Funds by \$70,00 from \$0 to \$70,000; SHRFSEC 21249 - Relocate Resident Visitation by \$26,100 from \$0 to \$26,100; and SHRFSEC 22500 - State Criminal Alien Assistance Project SCAAP by \$11,900 from \$16,000 to \$27,900.		\$195,900	\$0	\$195,900
EXEC	Approved as Requested		\$0	\$0	\$0
ADOPTED	Approved as Recommended		\$0	\$0	\$0
NET DI # SHER-SECR-2			\$195,900	\$0	\$195,900
DI #	SHER-SECR-3 Revenue Account Line Adjustments				
DEPT	Increase the following revenue account lines: SHRFSEC 83015 - Vending and Commissary by \$8,900 from \$299,000 to \$307,900; SHRFSEC 83091 - Phone System Administration by \$33,400, from \$548,781 to \$582,181; SHRFSEC 80130 - Vine Victim Notification Revenue by \$1,500, from \$49,900 to \$51,400; and SHRFSEC 83061 State Criminal Alien Assistance SCAAP by \$72,700, from \$137,000 to \$209,700.		\$0	\$39,800	(\$39,800)
EXEC	Approved as Requested		\$0	\$0	\$0
ADOPTED	Approved as Recommended		\$0	\$0	\$0
NET DI # SHER-SECR-3			\$0	\$39,800	(\$39,800)
DI #	SHER-SECR-4 Personnel Cost Changes				
DEPT			\$0	\$0	\$0
EXEC	Adjust personnel costs to reflect a 4.5% cost of living increase for County employees in 2024. Also, adjust personnel costs to reflect new retirement (WRS) rates and negotiated handbook changes in effect for 2024.		\$1,764,500	\$0	\$1,764,500
ADOPTED	Approved as Recommended		\$0	\$0	\$0
NET DI # SHER-SECR-4			\$1,764,500	\$0	\$1,764,500
<b>2024 ADOPTED BUDGET</b>			<b>\$53,396,922</b>	<b>\$3,572,681</b>	<b>\$49,824,241</b>

<b>Dept:</b>	Sheriff	42	<b>COUNTY OF DANE</b>	<b>Fund Name:</b>	General Fund
<b>Prgm:</b>	Field Services	222/00		<b>Fund No:</b>	1110

Mission:

To provide prompt response to all community calls for assistance, enforce state and county laws, assist in prosecution of offenders, and aid other law enforcement agencies whenever possible.

Description:

The Field Services Division, serving county residents from three decentralized precinct locations, is responsible for primary response and follow-up to all calls for assistance received from Dane County residents; promoting highway safety; providing emergency care to accident victims; investigating crimes; aiding in the prosecution of offenders; providing explosive and tactical response assistance; providing water rescue and recovery services; and participating in arson investigations.

	Actual 2022	Adopted 2023	2022 Carry Forward	Board Transfers	Budget As Modified	2023 YTD	Estimated 2023	Executive Recommended
<b>PROGRAM EXPENDITURES</b>								
Personnel Costs	\$23,926,437	\$24,363,600	\$205,714	\$45,259	\$24,614,573	\$7,307,778	\$26,420,054	\$26,198,300
Operating Expenses	\$477,966	\$290,600	\$120,384	\$112,374	\$523,358	\$69,259	\$526,409	\$293,600
Contractual Services	\$683,498	\$536,911	\$438,758	\$5,000	\$980,669	\$117,291	\$980,669	\$466,911
Operating Capital	\$281,863	\$0	\$13,569	\$53,100	\$66,669	\$13,179	\$66,669	\$0
<b>TOTAL</b>	<b>\$25,369,765</b>	<b>\$25,191,111</b>	<b>\$778,425</b>	<b>\$215,733</b>	<b>\$26,185,269</b>	<b>\$7,507,507</b>	<b>\$27,993,801</b>	<b>\$26,958,811</b>
<b>PROGRAM REVENUE</b>								
Taxes	\$0	\$0	\$0	\$0	\$0	\$0	\$0	\$0
Intergovernmental Revenue	\$5,478,261	\$4,831,211	\$491,455	\$217,405	\$5,540,071	\$1,460,333	\$5,540,074	\$5,285,811
Licenses & Permits	\$0	\$0	\$0	\$0	\$0	\$0	\$0	\$0
Fines, Forfeits & Penalties	\$114	\$1,000	\$0	\$0	\$1,000	\$26	\$1,000	\$1,000
Public Charges for Services	\$24,369	\$20,000	\$0	\$0	\$20,000	\$10,505	\$20,080	\$20,000
Miscellaneous	\$7,229	\$0	\$0	\$0	\$0	\$0	\$0	\$0
Other Financing Sources	\$0	\$0	\$0	\$0	\$0	\$0	\$0	\$0
<b>TOTAL</b>	<b>\$5,509,973</b>	<b>\$4,852,211</b>	<b>\$491,455</b>	<b>\$217,405</b>	<b>\$5,561,071</b>	<b>\$1,470,865</b>	<b>\$5,561,154</b>	<b>\$5,306,811</b>
<b>GPR SUPPORT</b>	<b>\$19,859,792</b>	<b>\$20,338,900</b>			<b>\$20,624,198</b>			<b>\$21,652,000</b>
<b>F.T.E. STAFF</b>	<b>151.500</b>	<b>151.500</b>					<b>151.500</b>	<b>151.500</b>

Dept: Sheriff		42		Fund Name: General Fund					
Prgm: Field Services		222/00		Fund No.: 1110					
DI#	2024 Base	Net Decision Items							2024 Adopted Budget
		01	02	03	04	05	06	07	
<b>PROGRAM EXPENDITURES</b>									
Personnel Costs	\$25,055,600	\$0	\$0	\$0	\$0	\$0	\$1,142,700	\$131,705	\$26,330,005
Operating Expenses	\$290,600	\$0	\$1,000	\$2,000	\$0	\$0	\$0	\$0	\$293,600
Contractual Services	\$455,911	\$13,000	(\$1,000)	(\$1,000)	\$0	\$0	\$0	\$0	\$466,911
Operating Capital	\$0	\$0	\$0	\$0	\$0	\$0	\$0	\$0	\$0
<b>TOTAL</b>	<b>\$25,802,111</b>	<b>\$13,000</b>	<b>\$0</b>	<b>\$1,000</b>	<b>\$0</b>	<b>\$0</b>	<b>\$1,142,700</b>	<b>\$131,705</b>	<b>\$27,090,516</b>
<b>PROGRAM REVENUE</b>									
Taxes	\$0	\$0	\$0	\$0	\$0	\$0	\$0	\$0	\$0
Intergovernmental Revenue	\$4,831,211	\$0	\$0	\$0	\$482,800	(\$28,200)	\$0	\$0	\$5,285,811
Licenses & Permits	\$0	\$0	\$0	\$0	\$0	\$0	\$0	\$0	\$0
Fines, Forfeits & Penalties	\$1,000	\$0	\$0	\$0	\$0	\$0	\$0	\$0	\$1,000
Public Charges for Services	\$20,000	\$0	\$0	\$0	\$0	\$0	\$0	\$0	\$20,000
Miscellaneous	\$0	\$0	\$0	\$0	\$0	\$0	\$0	\$0	\$0
Other Financing Sources	\$0	\$0	\$0	\$0	\$0	\$0	\$0	\$0	\$0
<b>TOTAL</b>	<b>\$4,852,211</b>	<b>\$0</b>	<b>\$0</b>	<b>\$0</b>	<b>\$482,800</b>	<b>(\$28,200)</b>	<b>\$0</b>	<b>\$0</b>	<b>\$5,306,811</b>
<b>GPR SUPPORT</b>	<b>\$20,949,900</b>	<b>\$13,000</b>	<b>\$0</b>	<b>\$1,000</b>	<b>(\$482,800)</b>	<b>\$28,200</b>	<b>\$1,142,700</b>	<b>\$131,705</b>	<b>\$21,783,705</b>
<b>F.T.E. STAFF</b>	<b>151.500</b>	<b>0.000</b>	<b>0.000</b>	<b>0.000</b>	<b>0.000</b>	<b>0.000</b>	<b>0.000</b>	<b>1.000</b>	<b>152.500</b>
<b>NARRATIVE INFORMATION ABOUT DECISION ITEMS</b>							<b>Expenditures</b>	<b>Revenue</b>	<b>GPR Support</b>
<b>2024 BUDGET BASE</b>							\$25,802,111	\$4,852,211	\$20,949,900
DI #	SHER-FELD-1		Contractual Account Line Adjustment						
DEPT	This decision item increases contractual account line SHRFFLD 32232, Rental of Space, \$13,000 from \$74,700 to \$87,700.						\$13,000	\$0	\$13,000
EXEC	Approved as Requested						\$0	\$0	\$0
ADOPTED	Approved as Recommended						\$0	\$0	\$0
<b>NET DI # SHER-FELD-1</b>							<b>\$13,000</b>	<b>\$0</b>	<b>\$13,000</b>

Dept: Sheriff		42	Fund Name: General Fund		
Prgm: Field Services		222/00	Fund No.: 1110		
NARRATIVE INFORMATION ABOUT DECISION ITEMS, cont.			Expenditures	Revenues	GPR Support
DI #	SHER-FELD-2	Reallocation of Expenditures			
DEPT	Reallocate resources between two expenditure lines to better reflect Departmental budget needs. Decrease the budget by \$1,000 from expenditure account line SHRFFLD 32403 - Snow Removal POS to create a new expenditure account line budget of \$1,000 to support community deputy public relations efforts.		\$0	\$0	\$0
EXEC	Approved as Requested		\$0	\$0	\$0
ADOPTED	Approved as Recommended		\$0	\$0	\$0
NET DI # SHER-FELD-2			\$0	\$0	\$0
DI #	SHER-FELD-3	Operating Account Line Adjustments			
DEPT	Increase account line SHRFFLD 22765 - Veterinary Services by \$2,000 from \$3,000 to \$5,000. Decrease account line 30544 - CEASE Grant Expenditure by \$1,000 from \$1,000 to \$0.		\$1,000	\$0	\$1,000
EXEC	Approved as Requested		\$0	\$0	\$0
ADOPTED	Approved as Recommended		\$0	\$0	\$0
NET DI # SHER-FELD-3			\$1,000	\$0	\$1,000
DI #	SHER-FELD-4	Increase Revenue Account Lines			
DEPT	Increase the following revenue account lines: Pleasant Springs Contractual \$1,300, Dunkirk \$2,700, Dane Westport \$28,000, Interagency Brooklyn \$11,700, Town of Burke \$8,300, Interagency Revenue Albion \$3,200, Interagency Revenue Bristol \$8,300, Airport Security \$83,600, Interagency Revenue \$8,000, Interagency Revenue Verona \$5,600, Blackearth \$23,300, Cambridge \$78,300, Middleton \$43,600, Windsor \$56,500, Dunn \$7,500, Mazomanie \$77,300, and Cottage Grove \$38,300.		\$0	\$482,800	(\$482,800)
EXEC	Approved as Requested		\$0	\$0	\$0
ADOPTED	Approved as Recommended		\$0	\$0	\$0
NET DI # SHER-FELD-4			\$0	\$482,800	(\$482,800)

Dept: Sheriff		42	Fund Name: General Fund		
Prgm: Field Services		222/00	Fund No.: 1110		
NARRATIVE INFORMATION ABOUT DECISION ITEMS, cont.			Expenditures	Revenues	GPR Support
DI #	SHER-FELD-5	Decrease Revenue Account Lines			
DEPT	Decrease the following revenue account lines: CEASE Grant Revenue (\$4,000), Interagency Revenue Oregon (\$2,100), Interagency Rockdale (\$3,200), Expo Center Security (\$700), and Dunkirk Policing Contract (\$18,200).		\$0	(\$28,200)	\$28,200
EXEC	Approved as Requested		\$0	\$0	\$0
ADOPTED	Approved as Recommended		\$0	\$0	\$0
		NET DI # SHER-FELD-5	\$0	(\$28,200)	\$28,200
DI #	SHER-FELD-6	Personnel Cost Changes			
DEPT			\$0	\$0	\$0
EXEC	Adjust personnel costs to reflect a 4.5% cost of living increase for County employees in 2024. Also, adjust personnel costs to reflect new retirement (WRS) rates and negotiated handbook changes in effect for 2024.		\$1,142,700	\$0	\$1,142,700
ADOPTED	Approved as Recommended		\$0	\$0	\$0
		NET DI # SHER-FELD-6	\$1,142,700	\$0	\$1,142,700
DI #	SHER-FELD-7	Sergeant			
DEPT			\$0	\$0	\$0
EXEC			\$0	\$0	\$0
ADOPTED	Increase expenditures by \$131,705 to create a 1.0 FTE Sergeant position to serve on the second shift in the investigative service bureau beginning February 1, 2024.		\$131,705	\$0	\$131,705
		NET DI # SHER-FELD-7	\$131,705	\$0	\$131,705
<b>2024 ADOPTED BUDGET</b>			<b>\$27,090,516</b>	<b>\$5,306,811</b>	<b>\$21,783,705</b>

<b>Dept:</b>	Sheriff	42	<b>COUNTY OF DANE</b>	<b>Fund Name:</b>	General Fund
<b>Prgm:</b>	Traffic Patrol Services	223/00		<b>Fund No:</b>	1110

Mission:

To provide a focused traffic enforcement effort that will create a safer traffic environment for all commuters in Dane County, through compliance with current traffic laws.

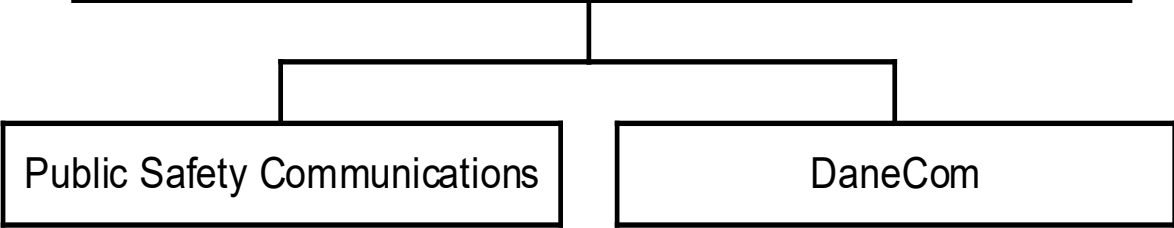
Description:

The Traffic Patrol Services Division, serving county residents, will be responsible for focused traffic enforcement on State and County roads in Dane County.

	Actual 2022	Adopted 2023	2022 Carry Forward	Board Transfers	Budget As Modified	2023 YTD	Estimated 2023	Executive Recommended
<b>PROGRAM EXPENDITURES</b>								
Personnel Costs	\$648,673	\$670,200	\$0	\$0	\$670,200	\$176,412	\$634,091	\$655,300
Operating Expenses	\$0	\$7,000	\$0	\$0	\$7,000	\$0	\$7,000	\$7,000
Contractual Services	\$6,900	\$12,200	\$0	\$0	\$12,200	\$0	\$12,200	\$6,400
Operating Capital	\$0	\$0	\$0	\$0	\$0	\$0	\$0	\$0
<b>TOTAL</b>	<b>\$655,573</b>	<b>\$689,400</b>	<b>\$0</b>	<b>\$0</b>	<b>\$689,400</b>	<b>\$176,412</b>	<b>\$653,291</b>	<b>\$668,700</b>
<b>PROGRAM REVENUE</b>								
Taxes	\$0	\$0	\$0	\$0	\$0	\$0	\$0	\$0
Intergovernmental Revenue	\$0	\$0	\$0	\$0	\$0	\$0	\$0	\$0
Licenses & Permits	\$0	\$0	\$0	\$0	\$0	\$0	\$0	\$0
Fines, Forfeits & Penalties	\$0	\$0	\$0	\$0	\$0	\$0	\$0	\$0
Public Charges for Services	\$0	\$0	\$0	\$0	\$0	\$0	\$0	\$0
Miscellaneous	\$0	\$0	\$0	\$0	\$0	\$0	\$0	\$0
Other Financing Sources	\$0	\$0	\$0	\$0	\$0	\$0	\$0	\$0
<b>TOTAL</b>	<b>\$0</b>	<b>\$0</b>	<b>\$0</b>	<b>\$0</b>	<b>\$0</b>	<b>\$0</b>	<b>\$0</b>	<b>\$0</b>
<b>GPR SUPPORT</b>	<b>\$655,573</b>	<b>\$689,400</b>			<b>\$689,400</b>			<b>\$668,700</b>
F.T.E. STAFF	5.500	5.500					5.500	5.500

Dept: Sheriff		42		Fund Name: General Fund					
Prgm: Traffic Patrol Services		223/00		Fund No.: 1110					
DI#	2024 Base	Net Decision Items							2024 Adopted Budget
		01	02	03	04	05	06	07	
<b>PROGRAM EXPENDITURES</b>									
Personnel Costs	\$627,900	\$27,400	\$0	\$0	\$0	\$0	\$0	\$0	\$655,300
Operating Expenses	\$7,000	\$0	\$0	\$0	\$0	\$0	\$0	\$0	\$7,000
Contractual Services	\$6,400	\$0	\$0	\$0	\$0	\$0	\$0	\$0	\$6,400
Operating Capital	\$0	\$0	\$0	\$0	\$0	\$0	\$0	\$0	\$0
<b>TOTAL</b>	<b>\$641,300</b>	<b>\$27,400</b>	<b>\$0</b>	<b>\$0</b>	<b>\$0</b>	<b>\$0</b>	<b>\$0</b>	<b>\$0</b>	<b>\$668,700</b>
<b>PROGRAM REVENUE</b>									
Taxes	\$0	\$0	\$0	\$0	\$0	\$0	\$0	\$0	\$0
Intergovernmental Revenue	\$0	\$0	\$0	\$0	\$0	\$0	\$0	\$0	\$0
Licenses & Permits	\$0	\$0	\$0	\$0	\$0	\$0	\$0	\$0	\$0
Fines, Forfeits & Penalties	\$0	\$0	\$0	\$0	\$0	\$0	\$0	\$0	\$0
Public Charges for Services	\$0	\$0	\$0	\$0	\$0	\$0	\$0	\$0	\$0
Miscellaneous	\$0	\$0	\$0	\$0	\$0	\$0	\$0	\$0	\$0
Other Financing Sources	\$0	\$0	\$0	\$0	\$0	\$0	\$0	\$0	\$0
<b>TOTAL</b>	<b>\$0</b>	<b>\$0</b>	<b>\$0</b>	<b>\$0</b>	<b>\$0</b>	<b>\$0</b>	<b>\$0</b>	<b>\$0</b>	<b>\$0</b>
<b>GPR SUPPORT</b>	<b>\$641,300</b>	<b>\$27,400</b>	<b>\$0</b>	<b>\$0</b>	<b>\$0</b>	<b>\$0</b>	<b>\$0</b>	<b>\$0</b>	<b>\$668,700</b>
<b>F.T.E. STAFF</b>	<b>5.500</b>	<b>0.000</b>	<b>0.000</b>	<b>0.000</b>	<b>0.000</b>	<b>0.000</b>	<b>0.000</b>	<b>0.000</b>	<b>5.500</b>
<b>NARRATIVE INFORMATION ABOUT DECISION ITEMS</b>							<b>Expenditures</b>	<b>Revenue</b>	<b>GPR Support</b>
<b>2024 BUDGET BASE</b>							\$641,300	\$0	\$641,300
DI #	SHER-TRAF-1	Personnel Cost Changes							
DEPT							\$0	\$0	\$0
EXEC	Adjust personnel costs to reflect a 4.5% cost of living increase for County employees in 2024. Also, adjust personnel costs to reflect new retirement (WRS) rates and negotiated handbook changes in effect for 2024.						\$27,400	\$0	\$27,400
ADOPTED	Approved as Recommended						\$0	\$0	\$0
<b>NET DI # SHER-TRAF-1</b>							\$27,400	\$0	\$27,400
<b>2024 ADOPTED BUDGET</b>							\$668,700	\$0	\$668,700

# Public Safety Communications



Division/Program	FTE	Expenditures	Program Specific Revenues	General Purpose Revenues	
Public Safety Communication	108.000	\$14,782,336	\$68,600	\$14,713,736	<b>Appropriation</b>
DaneCom Fund	1.000	\$1,152,801	\$1,143,101	\$9,700	<b>Appropriation</b>
<b>Public Safety Communications</b>	<b>109.000</b>	<b>\$15,935,137</b>	<b>\$1,211,701</b>	<b>\$14,723,436</b>	<b>Memo Total</b>



Dept:	Public Safety Communications	45	COUNTY OF DANE			Fund Name:	General Fund	
Prgm:	Public Safety Communications	000/00				Fund No:	1110	
<b>Mission:</b>								
The mission of Dane County Public Safety Communications is to answer calls in a prompt, professional and empathetic manner to coordinate the appropriate response ensuring the protection of life and property.								
<b>Description:</b>								
Dane County and the City of Madison have adopted a policy which establishes a County-operated consolidated dispatch center, using computer aided dispatch and enhanced 9-1-1. A staff of 97 operate this center to provide quality public safety communications services for 83 user agencies and all of the visitors to, and residents of, Dane County.								
	Actual 2022	Adopted 2023	2022 Carry Forward	Board Transfers	Budget As Modified	2023 YTD	Estimated 2023	Executive Recommended
<b>PROGRAM EXPENDITURES</b>								
Personnel Costs	\$10,227,580	\$11,623,000	\$0	\$0	\$11,623,000	\$3,201,807	\$11,891,567	\$13,263,800
Operating Expenses	\$332,213	\$401,297	\$1,275	\$64,924	\$467,496	\$117,739	\$468,041	\$411,597
Contractual Services	\$972,556	\$1,076,689	\$1,008	\$0	\$1,077,697	\$452,452	\$1,086,320	\$1,158,289
Operating Capital	\$0	\$0	\$0	\$0	\$0	\$0	\$0	\$0
<b>TOTAL</b>	<b>\$11,532,349</b>	<b>\$13,100,986</b>	<b>\$2,283</b>	<b>\$64,924</b>	<b>\$13,168,193</b>	<b>\$3,771,998</b>	<b>\$13,445,928</b>	<b>\$14,833,686</b>
<b>PROGRAM REVENUE</b>								
Taxes	\$0	\$0	\$0	\$0	\$0	\$0	\$0	\$0
Intergovernmental Revenue	\$3,586,676	\$0	\$0	\$64,924	\$64,924	\$0	\$64,924	\$0
Licenses & Permits	\$0	\$0	\$0	\$0	\$0	\$0	\$0	\$0
Fines, Forfeits & Penalties	\$0	\$0	\$0	\$0	\$0	\$0	\$0	\$0
Public Charges for Services	\$68,610	\$68,600	\$0	\$0	\$68,600	\$24,957	\$68,840	\$68,600
Miscellaneous	\$69,272	\$0	\$0	\$0	\$0	\$0	\$0	\$0
Other Financing Sources	\$0	\$0	\$0	\$0	\$0	\$0	\$0	\$0
<b>TOTAL</b>	<b>\$3,724,558</b>	<b>\$68,600</b>	<b>\$0</b>	<b>\$64,924</b>	<b>\$133,524</b>	<b>\$24,957</b>	<b>\$133,764</b>	<b>\$68,600</b>
<b>GPR SUPPORT</b>	<b>\$7,807,792</b>	<b>\$13,032,386</b>			<b>\$13,034,669</b>			<b>\$14,765,086</b>
<b>F.T.E. STAFF</b>	<b>96.500</b>	<b>97.000</b>					<b>97.000</b>	<b>105.000</b>

<b>Dept:</b>	Public Safety Communications	45	<b>Fund Name:</b>	General Fund
<b>Prgm:</b>	Public Safety Communications	000/00	<b>Fund No.:</b>	1110

DI#	2024 Base	Net Decision Items							2024 Adopted Budget
		01	02	03	04	05	06	07	
<b>PROGRAM EXPENDITURES</b>									
Personnel Costs	\$11,961,000	\$0	\$0	\$0	\$0	\$489,300	\$359,450	\$402,700	\$13,212,450
Operating Expenses	\$401,297	\$3,600	\$700	\$0	\$0	\$0	\$0	\$6,000	\$411,597
Contractual Services	\$1,068,989	\$0	\$0	\$15,400	\$46,000	\$23,200	\$1,600	\$3,100	\$1,158,289
Operating Capital	\$0	\$0	\$0	\$0	\$0	\$0	\$0	\$0	\$0
<b>TOTAL</b>	<b>\$13,431,286</b>	<b>\$3,600</b>	<b>\$700</b>	<b>\$15,400</b>	<b>\$46,000</b>	<b>\$512,500</b>	<b>\$361,050</b>	<b>\$411,800</b>	<b>\$14,782,336</b>
<b>PROGRAM REVENUE</b>									
Taxes	\$0	\$0	\$0	\$0	\$0	\$0	\$0	\$0	\$0
Intergovernmental Revenue	\$0	\$0	\$0	\$0	\$0	\$0	\$0	\$0	\$0
Licenses & Permits	\$0	\$0	\$0	\$0	\$0	\$0	\$0	\$0	\$0
Fines, Forfeits & Penalties	\$0	\$0	\$0	\$0	\$0	\$0	\$0	\$0	\$0
Public Charges for Services	\$68,600	\$0	\$0	\$0	\$0	\$0	\$0	\$0	\$68,600
Miscellaneous	\$0	\$0	\$0	\$0	\$0	\$0	\$0	\$0	\$0
Other Financing Sources	\$0	\$0	\$0	\$0	\$0	\$0	\$0	\$0	\$0
<b>TOTAL</b>	<b>\$68,600</b>	<b>\$0</b>	<b>\$0</b>	<b>\$0</b>	<b>\$0</b>	<b>\$0</b>	<b>\$0</b>	<b>\$0</b>	<b>\$68,600</b>
<b>GPR SUPPORT</b>	<b>\$13,362,686</b>	<b>\$3,600</b>	<b>\$700</b>	<b>\$15,400</b>	<b>\$46,000</b>	<b>\$512,500</b>	<b>\$361,050</b>	<b>\$411,800</b>	<b>\$14,713,736</b>
<b>F.T.E. STAFF</b>	<b>97.000</b>	<b>0.000</b>	<b>0.000</b>	<b>0.000</b>	<b>0.000</b>	<b>0.000</b>	<b>7.000</b>	<b>4.000</b>	<b>108.000</b>

**NARRATIVE INFORMATION ABOUT DECISION ITEMS**

		Expenditures	Revenue	GPR Support
<b>2024 BUDGET BASE</b>		\$13,431,286	\$68,600	\$13,362,686
DI #	PUBS-COMM-1                      Bad Debt			
DEPT	Due to an increase in the DaneCom maintenance agreement, the total for municipalities that do not pay into DaneCom will increase for 2024.	\$3,600	\$0	\$3,600
EXEC	Approved as Requested	\$0	\$0	\$0
ADOPTED	Approved as Recommended	\$0	\$0	\$0
<b>NET DI #      PUBS-COMM-1</b>		<b>\$3,600</b>	<b>\$0</b>	<b>\$3,600</b>

Dept:	Public Safety Communications	45	Fund Name:	General Fund		
Prgm:	Public Safety Communications	000/00	Fund No.:	1110		
NARRATIVE INFORMATION ABOUT DECISION ITEMS, cont.			Expenditures	Revenues	GPR Support	
DI #	PUBS-COMM-2	Utilities Increase				
DEPT	Increase in utility costs to radio tower sites for electricity and fuel. Reallocation of telephone lines under 22736		\$700	\$0	\$700	
EXEC	Approved as Requested		\$0	\$0	\$0	
ADOPTED	Approved as Recommended		\$0	\$0	\$0	
		NET DI #	PUBS-COMM-2	\$700	\$0	\$700
DI #	PUBS-COMM-3	CAD Maintenance Contract				
DEPT	Increase to Computer Aided Dispatch (CAD) maintenance contract.		\$15,400	\$0	\$15,400	
EXEC	Approved as Requested		\$0	\$0	\$0	
ADOPTED	Approved as Recommended		\$0	\$0	\$0	
		NET DI #	PUBS-COMM-3	\$15,400	\$0	\$15,400
DI #	PUBS-COMM-4	DaneCom County Share				
DEPT	Dane County expense for DaneCom radio maintenance contract.		\$46,000	\$0	\$46,000	
EXEC	Approved as Requested		\$0	\$0	\$0	
ADOPTED	Approved as Recommended		\$0	\$0	\$0	
		NET DI #	PUBS-COMM-4	\$46,000	\$0	\$46,000

Dept:	Public Safety Communications	45	Fund Name:	General Fund	
Prgm:	Public Safety Communications	000/00	Fund No.:	1110	
NARRATIVE INFORMATION ABOUT DECISION ITEMS, cont.			Expenditures	Revenues	GPR Support
DI #	PUBS-COMM-5	Psychological Testing			
DEPT	Increase in usage for fitness for duties and addition of annual check in for all staff.		\$23,200	\$0	\$23,200
EXEC	Approve as requested. Also, adjust personnel costs to reflect a 4.5% cost of living increase for County employees in 2024. Also, adjust personnel costs to reflect new retirement (WRS) rates and negotiated handbook changes in effect for 2024.		\$489,300	\$0	\$489,300
ADOPTED	Approved as Recommended		\$0	\$0	\$0
NET DI # PUBS-COMM-5			\$512,500	\$0	\$512,500
DI #	PUBS-COMM-6	Site Leases, 911 communicators			
DEPT	Increase in lease charged to the Stoughton tower site by \$1521.		\$1,600	\$0	\$1,600
EXEC	Add 4.0 FTE 911 Communicator Positions		\$410,800	\$0	\$410,800
ADOPTED	Delay the start date of the 4.0 communicator positions included in the County Executive's budget to July 1, 2024, and create 3.0 FTE Communicator Pre-hire positions.		(\$51,350)	\$0	(\$51,350)
NET DI # PUBS-COMM-6			\$361,050	\$0	\$361,050
DI #	PUBS-COMM-7	UPS Maintenance Contract and 911 Texting, 4 Social Service Specialist			
DEPT	PSC's UPS needs routine preventative maintenance to ensure health of the components and system. Entering into a maintenance contract will save funds versus a la carte services. 911 Texting is using Next Generation 911 technology to allow callers to use text to communicate and send pictures or video. The total cost is \$22k, but PSC has secured \$16k in grants to cover this expense.		\$9,100	\$0	\$9,100
EXEC	Add 4.0 FTE Social Service Specialist positions in the 911 center to allow the direction of calls from standard 911 call protocols to provide mental health assistance to callers as appropriate.		\$402,700	\$0	\$402,700
ADOPTED	Approved as Recommended		\$0	\$0	\$0
NET DI # PUBS-COMM-7			\$411,800	\$0	\$411,800
<b>2024 ADOPTED BUDGET</b>			<b>\$14,782,336</b>	<b>\$68,600</b>	<b>\$14,713,736</b>

Dept:	Public Safety Communications	45	COUNTY OF DANE			Fund Name:	Danecom Fund	
Prgm:	PSC-DaneCom	242/00				Fund No:	2200	
<u>Mission:</u>								
DaneCom's mission is to provide interoperable voice communications for first responders in Dane County.								
<u>Description:</u>								
DaneCom is a radio communications system that will allow public safety and public service officials to talk across disciplines and jurisdictions.								
	Actual 2022	Adopted 2023	2022 Carry Forward	Board Transfers	Budget As Modified	2023 YTD	Estimated 2023	Executive Recommended
<b>PROGRAM EXPENDITURES</b>								
Personnel Costs	\$137,765	\$141,200	\$0	\$0	\$141,200	\$41,543	\$149,546	\$164,500
Operating Expenses	\$31,831	\$116,500	\$0	\$0	\$116,500	\$13,187	\$116,500	\$118,000
Contractual Services	\$655,704	\$855,501	\$0	\$0	\$855,501	\$696,035	\$855,501	\$870,301
Operating Capital	\$0	\$0	\$0	\$0	\$0	\$0	\$0	\$0
<b>TOTAL</b>	<b>\$825,299</b>	<b>\$1,113,201</b>	<b>\$0</b>	<b>\$0</b>	<b>\$1,113,201</b>	<b>\$750,765</b>	<b>\$1,121,547</b>	<b>\$1,152,801</b>
<b>PROGRAM REVENUE</b>								
Taxes	\$0	\$0	\$0	\$0	\$0	\$0	\$0	\$0
Intergovernmental Revenue	\$825,299	\$1,103,501	\$0	\$0	\$1,103,501	\$0	\$1,103,501	\$1,143,101
Licenses & Permits	\$0	\$0	\$0	\$0	\$0	\$0	\$0	\$0
Fines, Forfeits & Penalties	\$0	\$0	\$0	\$0	\$0	\$0	\$0	\$0
Public Charges for Services	\$0	\$0	\$0	\$0	\$0	\$0	\$0	\$0
Miscellaneous	\$0	\$0	\$0	\$0	\$0	\$0	\$0	\$0
Other Financing Sources	\$0	\$0	\$0	\$0	\$0	\$0	\$0	\$0
<b>TOTAL</b>	<b>\$825,299</b>	<b>\$1,103,501</b>	<b>\$0</b>	<b>\$0</b>	<b>\$1,103,501</b>	<b>\$0</b>	<b>\$1,103,501</b>	<b>\$1,143,101</b>
<b>GPR SUPPORT</b>	<b>\$1</b>	<b>\$9,700</b>			<b>\$9,700</b>			<b>\$9,700</b>
<b>F.T.E. STAFF</b>	<b>1.000</b>	<b>1.000</b>					<b>1.000</b>	<b>1.000</b>

<b>Dept:</b>	Public Safety Communications	45	<b>Fund Name:</b>	Danecom Fund
<b>Prgm:</b>	PSC-DaneCom	242/00	<b>Fund No.:</b>	2200

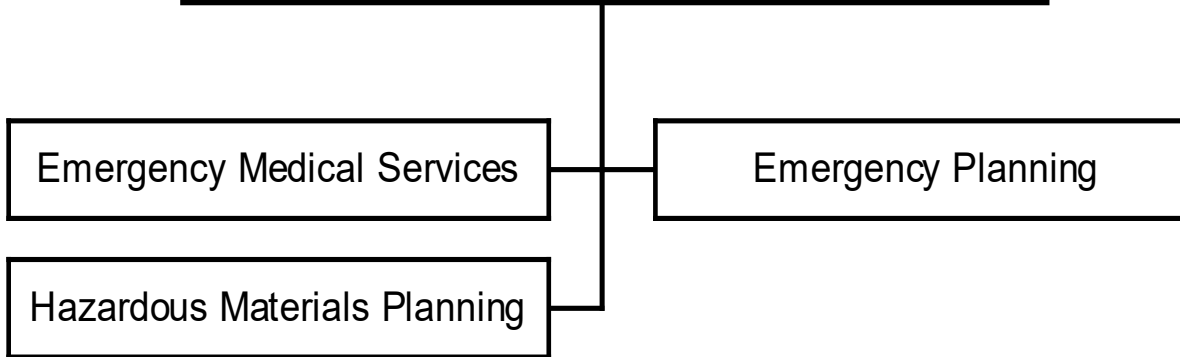
DI#	2024 Base	Net Decision Items							2024 Adopted Budget
		01	02	03	04	05	06	07	
<b>PROGRAM EXPENDITURES</b>									
Personnel Costs	\$154,800	\$0	\$0	\$0	\$9,700	\$0	\$0	\$0	\$164,500
Operating Expenses	\$116,500	\$1,500	\$0	\$0	\$0	\$0	\$0	\$0	\$118,000
Contractual Services	\$855,501	\$0	\$14,800	\$0	\$0	\$0	\$0	\$0	\$870,301
Operating Capital	\$0	\$0	\$0	\$0	\$0	\$0	\$0	\$0	\$0
<b>TOTAL</b>	<b>\$1,126,801</b>	<b>\$1,500</b>	<b>\$14,800</b>	<b>\$0</b>	<b>\$9,700</b>	<b>\$0</b>	<b>\$0</b>	<b>\$0</b>	<b>\$1,152,801</b>
<b>PROGRAM REVENUE</b>									
Taxes	\$0	\$0	\$0	\$0	\$0	\$0	\$0	\$0	\$0
Intergovernmental Revenue	\$1,103,501	\$0	\$0	\$39,600	\$0	\$0	\$0	\$0	\$1,143,101
Licenses & Permits	\$0	\$0	\$0	\$0	\$0	\$0	\$0	\$0	\$0
Fines, Forfeits & Penalties	\$0	\$0	\$0	\$0	\$0	\$0	\$0	\$0	\$0
Public Charges for Services	\$0	\$0	\$0	\$0	\$0	\$0	\$0	\$0	\$0
Miscellaneous	\$0	\$0	\$0	\$0	\$0	\$0	\$0	\$0	\$0
Other Financing Sources	\$0	\$0	\$0	\$0	\$0	\$0	\$0	\$0	\$0
<b>TOTAL</b>	<b>\$1,103,501</b>	<b>\$0</b>	<b>\$0</b>	<b>\$39,600</b>	<b>\$0</b>	<b>\$0</b>	<b>\$0</b>	<b>\$0</b>	<b>\$1,143,101</b>
<b>GPR SUPPORT</b>	<b>\$23,300</b>	<b>\$1,500</b>	<b>\$14,800</b>	<b>(\$39,600)</b>	<b>\$9,700</b>	<b>\$0</b>	<b>\$0</b>	<b>\$0</b>	<b>\$9,700</b>
<b>F.T.E. STAFF</b>	<b>1.000</b>	<b>0.000</b>	<b>0.000</b>	<b>0.000</b>	<b>0.000</b>	<b>0.000</b>	<b>0.000</b>	<b>0.000</b>	<b>1.000</b>

**NARRATIVE INFORMATION ABOUT DECISION ITEMS**

		Expenditures	Revenue	GPR Support
<b>2024 BUDGET BASE</b>		\$1,126,801	\$1,103,501	\$23,300
DI #	PUBS-DANE-1      Yearly Cost Increases			
DEPT	Telephone and utility costs rise yearly.	\$1,500	\$0	\$1,500
EXEC	Approved as Requested	\$0	\$0	\$0
ADOPTED	Approved as Recommended	\$0	\$0	\$0
<b>NET DI #    PUBS-DANE-1</b>		<b>\$1,500</b>	<b>\$0</b>	<b>\$1,500</b>

Dept:		Public Safety Communications	45	Fund Name:		Danecom Fund
Prgm:		PSC-DaneCom	242/00	Fund No.:		2200
NARRATIVE INFORMATION ABOUT DECISION ITEMS, cont.				Expenditures	Revenues	GPR Support
DI #	PUBS-DANE-2	Contractual Cost Increases				
DEPT	These cost increased as a result of contractual obligations.			\$14,800	\$0	\$14,800
EXEC	Approved as Requested			\$0	\$0	\$0
ADOPTED	Approved as Recommended			\$0	\$0	\$0
NET DI #			PUBS-DANE-2	\$14,800	\$0	\$14,800
DI #	PUBS-DANE-3	Revenue Increases & Reductions				
DEPT	Revenue increases as expenditures increase. All DaneCom expenses are recovered by 70/30 split between the County and other users of the radio system. Fitchburg gave the County their two owned DaneCom sites and will no longer be paying for 100% of the maintenance for those two sites..			\$0	\$39,600	(\$39,600)
EXEC	Approved as Requested			\$0	\$0	\$0
ADOPTED	Approved as Recommended			\$0	\$0	\$0
NET DI #			PUBS-DANE-3	\$0	\$39,600	(\$39,600)
DI #	PUBS-DANE-4	Personnel Cost Changes				
DEPT				\$0	\$0	\$0
EXEC	Adjust personnel costs to reflect a 4.5% cost of living increase for County employees in 2024. Also, adjust personnel costs to reflect new retirement (WRS) rates and negotiated handbook changes in effect for 2024.			\$9,700	\$0	\$9,700
ADOPTED	Approved as Recommended			\$0	\$0	\$0
NET DI #			PUBS-DANE-4	\$9,700	\$0	\$9,700
<b>2024 ADOPTED BUDGET</b>				\$1,152,801	\$1,143,101	\$9,700

# Emergency Management



Division/Program	FTE	Expenditures	Program Specific Revenues	General Purpose Revenues	
Emergency Planning	6.500	\$1,263,609	\$286,195	\$977,414	
Hazardous Materials Planning	2.000	\$184,774	\$133,891	\$50,883	
Emergency Medical Services	4.000	\$895,102	\$175,976	\$719,126	
<b>Emergency Management - Total</b>	<b>12.500</b>	<b>\$2,343,485</b>	<b>\$596,062</b>	<b>\$1,747,423</b>	<b>Appropriation</b>



Dept:	Emergency Management	48	COUNTY OF DANE			Fund Name:	General Fund		
Prgm:	Emergency Planning	224/00				Fund No:	1110		
<u>Mission:</u>									
Provide support and assistance to individuals, agencies, and local governments to effectively plan for and manage hazards associated with major emergencies and disasters.									
<u>Description:</u>									
The program operates under the Federal Robert T. Stafford Disaster Relief and Emergency Assistance Act (PL 93-288), Chapter 323 of the Wisconsin State Statutes and Chapter 36 of the Dane County Code of Ordinances, and is a joint responsibility of local, state and federal governments. The Integrated Emergency Management Systems (IEMS) recognizes elements common to all disasters and provides a credible, responsible, effective approach to emergency management.									
	Actual 2022	Adopted 2023	2022 Carry Forward	Board Transfers	Budget As Modified	2023 YTD	Estimated 2023	Executive Recommended	
<b>PROGRAM EXPENDITURES</b>									
Personnel Costs	\$782,668	\$825,100	\$0	\$0	\$825,100	\$232,993	\$824,674	\$1,039,500	
Operating Expenses	\$169,753	\$117,609	\$0	\$17,065	\$134,674	\$14,708	\$136,070	\$117,609	
Contractual Services	\$113,890	\$106,700	\$22,388	\$0	\$129,088	\$59,954	\$129,088	\$106,500	
Operating Capital	\$0	\$0	\$0	\$0	\$0	\$0	\$0	\$0	
<b>TOTAL</b>	<b>\$1,066,311</b>	<b>\$1,049,409</b>	<b>\$22,388</b>	<b>\$17,065</b>	<b>\$1,088,862</b>	<b>\$307,655</b>	<b>\$1,089,832</b>	<b>\$1,263,609</b>	
<b>PROGRAM REVENUE</b>									
Taxes	\$0	\$0	\$0	\$0	\$0	\$0	\$0	\$0	
Intergovernmental Revenue	\$407,477	\$286,195	\$71,940	\$17,065	\$375,200	(\$321,711)	\$375,200	\$286,195	
Licenses & Permits	\$0	\$0	\$0	\$0	\$0	\$0	\$0	\$0	
Fines, Forfeits & Penalties	\$0	\$0	\$0	\$0	\$0	\$0	\$0	\$0	
Public Charges for Services	\$0	\$0	\$0	\$0	\$0	\$0	\$0	\$0	
Miscellaneous	\$0	\$0	\$0	\$0	\$0	\$0	\$0	\$0	
Other Financing Sources	\$0	\$0	\$0	\$0	\$0	\$0	\$0	\$0	
<b>TOTAL</b>	<b>\$407,477</b>	<b>\$286,195</b>	<b>\$71,940</b>	<b>\$17,065</b>	<b>\$375,200</b>	<b>(\$321,711)</b>	<b>\$375,200</b>	<b>\$286,195</b>	
<b>GPR SUPPORT</b>	<b>\$658,833</b>	<b>\$763,214</b>			<b>\$713,662</b>			<b>\$977,414</b>	
F.T.E. STAFF	5.000	5.000					5.500	6.500	

<b>Dept:</b> Emergency Management	48	<b>Fund Name:</b> General Fund
<b>Prgm:</b> Emergency Planning	224/00	<b>Fund No.:</b> 1110

DI#	2024 Base	Net Decision Items							2024 Adopted Budget
		01	02	03	04	05	06	07	
<b>PROGRAM EXPENDITURES</b>									
Personnel Costs	\$857,100	\$0	\$34,300	\$148,100	\$0	\$0	\$0	\$0	\$1,039,500
Operating Expenses	\$117,609	\$0	\$0	\$0	\$0	\$0	\$0	\$0	\$117,609
Contractual Services	\$106,000	\$500	\$0	\$0	\$0	\$0	\$0	\$0	\$106,500
Operating Capital	\$0	\$0	\$0	\$0	\$0	\$0	\$0	\$0	\$0
<b>TOTAL</b>	<b>\$1,080,709</b>	<b>\$500</b>	<b>\$34,300</b>	<b>\$148,100</b>	<b>\$0</b>	<b>\$0</b>	<b>\$0</b>	<b>\$0</b>	<b>\$1,263,609</b>
<b>PROGRAM REVENUE</b>									
Taxes	\$0	\$0	\$0	\$0	\$0	\$0	\$0	\$0	\$0
Intergovernmental Revenue	\$286,195	\$0	\$0	\$0	\$0	\$0	\$0	\$0	\$286,195
Licenses & Permits	\$0	\$0	\$0	\$0	\$0	\$0	\$0	\$0	\$0
Fines, Forfeits & Penalties	\$0	\$0	\$0	\$0	\$0	\$0	\$0	\$0	\$0
Public Charges for Services	\$0	\$0	\$0	\$0	\$0	\$0	\$0	\$0	\$0
Miscellaneous	\$0	\$0	\$0	\$0	\$0	\$0	\$0	\$0	\$0
Other Financing Sources	\$0	\$0	\$0	\$0	\$0	\$0	\$0	\$0	\$0
<b>TOTAL</b>	<b>\$286,195</b>	<b>\$0</b>	<b>\$0</b>	<b>\$0</b>	<b>\$0</b>	<b>\$0</b>	<b>\$0</b>	<b>\$0</b>	<b>\$286,195</b>
<b>GPR SUPPORT</b>	<b>\$794,514</b>	<b>\$500</b>	<b>\$34,300</b>	<b>\$148,100</b>	<b>\$0</b>	<b>\$0</b>	<b>\$0</b>	<b>\$0</b>	<b>\$977,414</b>
<b>F.T.E. STAFF</b>	<b>5.500</b>	<b>0.000</b>	<b>0.000</b>	<b>1.000</b>	<b>0.000</b>	<b>0.000</b>	<b>0.000</b>	<b>0.000</b>	<b>6.500</b>

**NARRATIVE INFORMATION ABOUT DECISION ITEMS**

		Expenditures	Revenue	GPR Support
<b>2024 BUDGET BASE</b>		\$1,080,709	\$286,195	\$794,514
DI #	EMRG-EMPL-1 BUILDING SECURITY			
DEPT	This operational line will support the annual maintenance of our security system at our independent facility on Kapec Rd in the City of Fitchburg	\$500	\$0	\$500
EXEC	Approved as Requested	\$0	\$0	\$0
ADOPTED	Approved as Recommended	\$0	\$0	\$0
NET DI # EMRG-EMPL-1		\$500	\$0	\$500

Dept:		Emergency Management	48	Fund Name:		General Fund	
Prgm:		Emergency Planning	224/00	Fund No.:		1110	
NARRATIVE INFORMATION ABOUT DECISION ITEMS, cont.				Expenditures	Revenues	GPR Support	
DI #	EMRG-EMPL-2	Personnel Cost Changes					
DEPT				\$0	\$0		\$0
EXEC	Adjust personnel costs to reflect a 4.5% cost of living increase for County employees in 2024. Also, adjust personnel costs to reflect new retirement (WRS) rates and negotiated handbook changes in effect for 2024.			\$34,300	\$0		\$34,300
ADOPTED	Approved as Recommended			\$0	\$0		\$0
			NET DI #	EMRG-EMPL-2	\$34,300	\$0	\$34,300
DI #	EMRG-EMPL-3	COMMUNICATIONS MANAGER					
DEPT				\$0	\$0		\$0
EXEC	Create a 1.0 Communications Manager position. This restores a second manager in the Department that was eliminated a number of years ago.			\$148,100	\$0		\$148,100
ADOPTED	Approved as Recommended			\$0	\$0		\$0
			NET DI #	EMRG-EMPL-3	\$148,100	\$0	\$148,100
<b>2024 ADOPTED BUDGET</b>				\$1,263,609	\$286,195		\$977,414

<b>Dept:</b>	Emergency Management	48	<b>COUNTY OF DANE</b>	<b>Fund Name:</b>	General Fund
<b>Prgm:</b>	Hazardous Materials Planning	226/00		<b>Fund No:</b>	1110

**Mission:** To improve public safety by enabling citizens, businesses, public institutions, emergency responders, and governments to effectively mitigate, prepare for, respond to and recover from major hazardous materials emergencies.

**Description:** This program is mandated by P.L. 99-499 (Title III of SARA) and Chapter 323 of Wisconsin Statutes. Section 36.04 of the Dane County Ordinances established the role and responsibilities of the County Local Emergency Planning Committee. P.L. 99-499 mandates development of a comprehensive hazardous material (Hazmat) program to include a county-wide hazmat response plan, off-site facility plans, reviewing and exercising emergency plans, and provision for community outreach and right-to-know programs.

	Actual 2022	Adopted 2023	2022 Carry Forward	Board Transfers	Budget As Modified	2023 YTD	Estimated 2023	Executive Recommended
<b>PROGRAM EXPENDITURES</b>								
Personnel Costs	\$114,691	\$123,300	\$0	\$0	\$123,300	\$39,398	\$123,132	\$129,400
Operating Expenses	\$3,352	\$16,374	\$22,491	\$0	\$38,865	\$15,341	\$38,865	\$16,374
Contractual Services	\$39,000	\$39,000	\$0	\$0	\$39,000	\$0	\$39,000	\$39,000
Operating Capital	\$0	\$0	\$0	\$0	\$0	\$0	\$0	\$0
<b>TOTAL</b>	<b>\$157,043</b>	<b>\$178,674</b>	<b>\$22,491</b>	<b>\$0</b>	<b>\$201,165</b>	<b>\$54,739</b>	<b>\$200,997</b>	<b>\$184,774</b>
<b>PROGRAM REVENUE</b>								
Taxes	\$0	\$0	\$0	\$0	\$0	\$0	\$0	\$0
Intergovernmental Revenue	\$111,563	\$133,891	\$13,991	\$0	\$147,882	(\$97,641)	\$147,882	\$133,891
Licenses & Permits	\$0	\$0	\$0	\$0	\$0	\$0	\$0	\$0
Fines, Forfeits & Penalties	\$0	\$0	\$0	\$0	\$0	\$0	\$0	\$0
Public Charges for Services	\$0	\$0	\$0	\$0	\$0	\$0	\$0	\$0
Miscellaneous	\$0	\$0	\$0	\$0	\$0	\$0	\$0	\$0
Other Financing Sources	\$0	\$0	\$0	\$0	\$0	\$0	\$0	\$0
<b>TOTAL</b>	<b>\$111,563</b>	<b>\$133,891</b>	<b>\$13,991</b>	<b>\$0</b>	<b>\$147,882</b>	<b>(\$97,641)</b>	<b>\$147,882</b>	<b>\$133,891</b>
<b>GPR SUPPORT</b>	<b>\$45,480</b>	<b>\$44,783</b>			<b>\$53,283</b>			<b>\$50,883</b>
<b>F.T.E. STAFF</b>	<b>2.000</b>	<b>2.000</b>					<b>2.000</b>	<b>2.000</b>

Dept: Emergency Management		48		Fund Name: General Fund					
Prgr: Hazardous Materials Planning		226/00		Fund No.: 1110					
DI#	2024 Base	Net Decision Items							2024 Adopted Budget
		01	02	03	04	05	06	07	
<b>PROGRAM EXPENDITURES</b>									
Personnel Costs	\$124,200	\$5,200	\$0	\$0	\$0	\$0	\$0	\$0	\$129,400
Operating Expenses	\$16,374	\$0	\$0	\$0	\$0	\$0	\$0	\$0	\$16,374
Contractual Services	\$39,000	\$0	\$0	\$0	\$0	\$0	\$0	\$0	\$39,000
Operating Capital	\$0	\$0	\$0	\$0	\$0	\$0	\$0	\$0	\$0
<b>TOTAL</b>	<b>\$179,574</b>	<b>\$5,200</b>	<b>\$0</b>	<b>\$0</b>	<b>\$0</b>	<b>\$0</b>	<b>\$0</b>	<b>\$0</b>	<b>\$184,774</b>
<b>PROGRAM REVENUE</b>									
Taxes	\$0	\$0	\$0	\$0	\$0	\$0	\$0	\$0	\$0
Intergovernmental Revenue	\$133,891	\$0	\$0	\$0	\$0	\$0	\$0	\$0	\$133,891
Licenses & Permits	\$0	\$0	\$0	\$0	\$0	\$0	\$0	\$0	\$0
Fines, Forfeits & Penalties	\$0	\$0	\$0	\$0	\$0	\$0	\$0	\$0	\$0
Public Charges for Services	\$0	\$0	\$0	\$0	\$0	\$0	\$0	\$0	\$0
Miscellaneous	\$0	\$0	\$0	\$0	\$0	\$0	\$0	\$0	\$0
Other Financing Sources	\$0	\$0	\$0	\$0	\$0	\$0	\$0	\$0	\$0
<b>TOTAL</b>	<b>\$133,891</b>	<b>\$0</b>	<b>\$0</b>	<b>\$0</b>	<b>\$0</b>	<b>\$0</b>	<b>\$0</b>	<b>\$0</b>	<b>\$133,891</b>
GPR SUPPORT	\$45,683	\$5,200	\$0	\$0	\$0	\$0	\$0	\$0	\$50,883
F.T.E. STAFF	2.000	0.000	0.000	0.000	0.000	0.000	0.000	0.000	2.000
<b>NARRATIVE INFORMATION ABOUT DECISION ITEMS</b>							Expenditures	Revenue	GPR Support
<b>2024 BUDGET BASE</b>							\$179,574	\$133,891	\$45,683
DI #	EMRG-HZMT-1	Personnel Cost Changes					\$0	\$0	\$0
DEPT									
EXEC	Adjust personnel costs to reflect a 4.5% cost of living increase for County employees in 2024. Also, adjust personnel costs to reflect new retirement (WRS) rates and negotiated handbook changes in effect for 2024.					\$5,200	\$0	\$5,200	
ADOPTED	Approved as Recommended					\$0	\$0	\$0	
NET DI # EMRG-HZMT-1							\$5,200	\$0	\$5,200
<b>2024 ADOPTED BUDGET</b>							<b>\$184,774</b>	<b>\$133,891</b>	<b>\$50,883</b>

<b>Dept:</b>	Emergency Management	48	<b>COUNTY OF DANE</b>	<b>Fund Name:</b>	General Fund
<b>Prgm:</b>	Emergency Medical Services	228/00		<b>Fund No:</b>	1110

Mission:

Provide for coordination, administration, and maintenance of the county-wide emergency medical service system.

Description:

Under Chapter 15.21 of the Dane County Code of Ordinances, the Dane County Emergency Medical Services (EMS) Commission has the authority and responsibility to ensure the provision of emergency medical services in Dane County. The emergency medical services system includes the arrangement of personnel, facilities, and equipment for the effective and coordinated delivery of health care services under emergency conditions. Dane County and its EMS Commission, through cooperative contractual agreements with local municipalities and respective EMS districts, provide citizens with quality prehospital emergency medical service. The Dane County Emergency Medical Service System is comprised of 24 contracting EMS districts providing medical care and transport to more than 30,000 patients a year. Additional EMS districts from outside the County contract with Dane County for Advanced Skills Training (including EMT-Defibrillation, Advanced Airway, Albuterol, Aspirin, Glucogan, and Epinephrine) and quality improvement services. Dane County EMS fulfills statutory requirements for the provision of program medical director through a contractual agreement with an area physician. The Dane County EMS system is one of the largest cooperative regional programs of its type in the country with more than 1,700 volunteer and paid EMS personnel providing out-of-hospital patient care.

	Actual 2022	Adopted 2023	2022 Carry Forward	Board Transfers	Budget As Modified	2023 YTD	Estimated 2023	Executive Recommended
<b>PROGRAM EXPENDITURES</b>								
Personnel Costs	\$339,157	\$535,700	\$0	\$0	\$535,700	\$126,109	\$525,979	\$624,800
Operating Expenses	\$198,436	\$113,802	\$2,131	\$0	\$115,933	\$55,274	\$148,416	\$173,802
Contractual Services	\$121,956	\$96,700	\$16,813	\$0	\$113,513	\$23,192	\$113,513	\$96,500
Operating Capital	\$0	\$0	\$0	\$0	\$0	\$0	\$0	\$0
<b>TOTAL</b>	<b>\$659,549</b>	<b>\$746,202</b>	<b>\$18,944</b>	<b>\$0</b>	<b>\$765,146</b>	<b>\$204,575</b>	<b>\$787,908</b>	<b>\$895,102</b>
<b>PROGRAM REVENUE</b>								
Taxes	\$0	\$0	\$0	\$0	\$0	\$0	\$0	\$0
Intergovernmental Revenue	\$32,629	\$14,538	\$0	\$0	\$14,538	\$21,212	\$34,750	\$14,538
Licenses & Permits	\$0	\$0	\$0	\$0	\$0	\$0	\$0	\$0
Fines, Forfeits & Penalties	\$0	\$0	\$0	\$0	\$0	\$0	\$0	\$0
Public Charges for Services	\$181,025	\$20,000	\$0	\$0	\$20,000	\$64,757	\$64,757	\$20,000
Miscellaneous	\$0	\$146,438	\$0	(\$146,438)	\$0	\$0	\$0	\$141,438
Other Financing Sources	\$0	\$0	\$0	\$0	\$0	\$0	\$0	\$0
<b>TOTAL</b>	<b>\$213,654</b>	<b>\$180,976</b>	<b>\$0</b>	<b>(\$146,438)</b>	<b>\$34,538</b>	<b>\$85,968</b>	<b>\$99,507</b>	<b>\$175,976</b>
<b>GPR SUPPORT</b>	<b>\$445,895</b>	<b>\$565,226</b>			<b>\$730,608</b>			<b>\$719,126</b>
<b>F.T.E. STAFF</b>	<b>3.000</b>	<b>4.500</b>					<b>4.000</b>	<b>4.000</b>

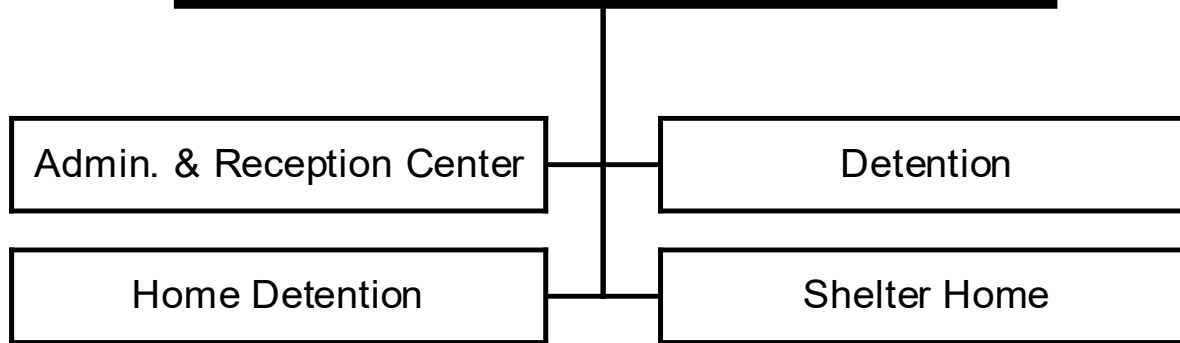
Dept: Emergency Management		48		Fund Name: General Fund					
Prgm: Emergency Medical Services		228/00		Fund No.: 1110					
DI#	2024 Base	Net Decision Items							2024 Adopted Budget
		01	02	03	04	05	06	07	
<b>PROGRAM EXPENDITURES</b>									
Personnel Costs	\$604,100	\$20,700	\$0	\$0	\$0	\$0	\$0	\$0	\$624,800
Operating Expenses	\$113,802	\$0	\$30,000	\$35,000	\$35,000	(\$40,000)	\$0	\$0	\$173,802
Contractual Services	\$96,500	\$0	\$0	\$0	\$0	\$0	\$0	\$0	\$96,500
Operating Capital	\$0	\$0	\$0	\$0	\$0	\$0	\$0	\$0	\$0
<b>TOTAL</b>	<b>\$814,402</b>	<b>\$20,700</b>	<b>\$30,000</b>	<b>\$35,000</b>	<b>\$35,000</b>	<b>(\$40,000)</b>	<b>\$0</b>	<b>\$0</b>	<b>\$895,102</b>
<b>PROGRAM REVENUE</b>									
Taxes	\$0	\$0	\$0	\$0	\$0	\$0	\$0	\$0	\$0
Intergovernmental Revenue	\$14,538	\$0	\$0	\$0	\$0	\$0	\$0	\$0	\$14,538
Licenses & Permits	\$0	\$0	\$0	\$0	\$0	\$0	\$0	\$0	\$0
Fines, Forfeits & Penalties	\$0	\$0	\$0	\$0	\$0	\$0	\$0	\$0	\$0
Public Charges for Services	\$20,000	\$0	\$0	\$0	\$0	\$0	\$0	\$0	\$20,000
Miscellaneous	\$146,438	\$0	\$0	\$0	\$35,000	(\$40,000)	\$0	\$0	\$141,438
Other Financing Sources	\$0	\$0	\$0	\$0	\$0	\$0	\$0	\$0	\$0
<b>TOTAL</b>	<b>\$180,976</b>	<b>\$0</b>	<b>\$0</b>	<b>\$0</b>	<b>\$35,000</b>	<b>(\$40,000)</b>	<b>\$0</b>	<b>\$0</b>	<b>\$175,976</b>
GPR SUPPORT	\$633,426	\$20,700	\$30,000	\$35,000	\$0	\$0	\$0	\$0	\$719,126
F.T.E. STAFF	4.000	0.000	0.000	0.000	0.000	0.000	0.000	0.000	4.000
<b>NARRATIVE INFORMATION ABOUT DECISION ITEMS</b>							Expenditures	Revenue	GPR Support
<b>2024 BUDGET BASE</b>							\$814,402	\$180,976	\$633,426
DI #	EMRG-EMS-1	Personnel Cost Changes					\$0	\$0	\$0
DEPT									
EXEC	Adjust personnel costs to reflect a 4.5% cost of living increase for County employees in 2024. Also, adjust personnel costs to reflect new retirement (WRS) rates and negotiated handbook changes in effect for 2024.					\$20,700	\$0	\$20,700	
ADOPTED	Approved as Recommended					\$0	\$0	\$0	
NET DI # EMRG-EMS-1							\$20,700	\$0	\$20,700

Dept:	Emergency Management	48	Fund Name:	General Fund		
Prgm:	Emergency Medical Services	228/00	Fund No.:	1110		
NARRATIVE INFORMATION ABOUT DECISION ITEMS, cont.			Expenditures	Revenues	GPR Support	
DI #	EMRG-EMS-2	FALS PREVENTION				
DEPT			\$0	\$0	\$0	
EXEC	Increase expenditures by \$30,000 to initiate a contract with Safe Communities Coalition to work with local EMS districts in an effort to connect persons who experience a fall to local service providers.		\$30,000	\$0	\$30,000	
ADOPTED	Approved as Recommended		\$0	\$0	\$0	
		NET DI #	EMRG-EMS-2	\$30,000	\$0	\$30,000
DI #	EMRG-EMS-3	EMS DATA COLLECTION POINT				
DEPT			\$0	\$0	\$0	
EXEC	Initiate an effort to integrate data on EMS calls among county EMS providers.		\$35,000	\$0	\$35,000	
ADOPTED	Approved as Recommended		\$0	\$0	\$0	
		NET DI #	EMRG-EMS-3	\$35,000	\$0	\$35,000
DI #	EMRG-EMS-4	OPIATE FUNDS				
DEPT			\$0	\$0	\$0	
EXEC	Naloxone, Overdose Aid Kit boxes for Dane County Fire/EMS (Dollars awarded to Dane County Emergency Management for Administration).		\$35,000	\$35,000	\$0	
ADOPTED	Approved as Recommended		\$0	\$0	\$0	
		NET DI #	EMRG-EMS-4	\$35,000	\$35,000	\$0



<b>Dept:</b>	Emergency Management	48	<b>Fund Name:</b>	General Fund		
<b>Prgm:</b>	Emergency Medical Services	228/00	<b>Fund No.:</b>	1110		
<b>NARRATIVE INFORMATION ABOUT DECISION ITEMS, cont.</b>				<b>Expenditures</b>	<b>Revenues</b>	<b>GPR Support</b>
DI #	EMRG-EMS-5	Reflect 2023 RES-087				
DEPT			\$0	\$0	\$0	
EXEC	Adjust expenditures and revenues to reflect the 2024 effect of 2023 RES-087.		(\$40,000)	(\$40,000)	\$0	
ADOPTED	Approved as Recommended		\$0	\$0	\$0	
	NET DI #	EMRG-EMS-5	(\$40,000)	(\$40,000)	\$0	
<b>2024 ADOPTED BUDGET</b>				\$895,102	\$175,976	\$719,126

# Juvenile Court Program



Division/Program	FTE	Expenditures	Program Specific Revenues	General Purpose Revenues	
Administration & Reception Center	9.200	\$1,296,940	\$0	\$1,296,940	
Home Detention	3.000	\$356,900	\$67,500	\$289,400	
Detention	15.000	\$2,173,228	\$74,500	\$2,098,728	
Shelter Home	9.000	\$1,258,220	\$105,000	\$1,153,220	
<b>Juvenile Court Program - Total</b>	<b>36.200</b>	<b>\$5,085,288</b>	<b>\$247,000</b>	<b>\$4,838,288</b>	<b>Appropriation</b>

<b>Dept:</b>	Juvenile Court Program	51	<b>COUNTY OF DANE</b>			<b>Fund Name:</b>	General Fund	
<b>Prgm:</b>	Administration & Reception Center	230/00				<b>Fund No:</b>	1110	
<b>Mission:</b>								
To provide administrative oversight and supervision of all department programs and all contractual services in the Juvenile Court Program; to provide physical custody intake services under Chapter 938 for juveniles referred for custody by law enforcement as the result of a delinquency allegation and assist the Dept. of Human Services with intake under Chapter 48 (child welfare); and to provide management related to the functioning of the Juvenile Court system.								
<b>Description:</b>								
This program combines the non-residential and administrative aspects of the Juvenile Court Program into a program unit under the direction of the Juvenile Court Administrator. A variety of programming has been developed in and administered through this department in the past, including the development of a stress challenge program, youth gang prevention programming, the Neighborhood Intervention Program, disproportionate minority contact interventions and other community-based programs which work in conjunction with local law enforcement and service agencies. The physical custody intake portion occurs in the Juvenile Reception Center. 443 juveniles were referred to the department in 2022, including juveniles referred for other custody/intake reasons (e.g. sanctions, violations of existing orders, other counties, etc.). The pandemic continued to reduce the number of referrals for intake in 2022.								
	Actual 2022	Adopted 2023	2022 Carry Forward	Board Transfers	Budget As Modified	2023 YTD	Estimated 2023	Executive Recommended
<b>PROGRAM EXPENDITURES</b>								
Personnel Costs	\$1,059,791	\$1,170,200	\$0	\$0	\$1,170,200	\$363,281	\$1,197,902	\$1,265,400
Operating Expenses	\$15,805	\$21,940	\$0	\$0	\$21,940	\$7,271	\$21,940	\$21,940
Contractual Services	\$12,100	\$12,300	\$0	\$0	\$12,300	\$0	\$12,300	\$9,600
Operating Capital	\$0	\$0	\$0	\$0	\$0	\$0	\$0	\$0
<b>TOTAL</b>	<b>\$1,087,697</b>	<b>\$1,204,440</b>	<b>\$0</b>	<b>\$0</b>	<b>\$1,204,440</b>	<b>\$370,552</b>	<b>\$1,232,142</b>	<b>\$1,296,940</b>
<b>PROGRAM REVENUE</b>								
Taxes	\$0	\$0	\$0	\$0	\$0	\$0	\$0	\$0
Intergovernmental Revenue	\$0	\$0	\$0	\$0	\$0	\$0	\$0	\$0
Licenses & Permits	\$0	\$0	\$0	\$0	\$0	\$0	\$0	\$0
Fines, Forfeits & Penalties	\$0	\$0	\$0	\$0	\$0	\$0	\$0	\$0
Public Charges for Services	\$0	\$0	\$0	\$0	\$0	\$0	\$0	\$0
Miscellaneous	\$2,350	\$0	\$0	\$0	\$0	\$0	\$0	\$0
Other Financing Sources	\$0	\$0	\$0	\$0	\$0	\$0	\$0	\$0
<b>TOTAL</b>	<b>\$2,350</b>	<b>\$0</b>	<b>\$0</b>	<b>\$0</b>	<b>\$0</b>	<b>\$0</b>	<b>\$0</b>	<b>\$0</b>
<b>GPR SUPPORT</b>	<b>\$1,085,347</b>	<b>\$1,204,440</b>			<b>\$1,204,440</b>			<b>\$1,296,940</b>
F.T.E. STAFF	9.200	9.200					9.200	9.200

<b>Dept:</b>	Juvenile Court Program	51	<b>Fund Name:</b>	General Fund
<b>Prgm:</b>	Administration & Reception Center	230/00	<b>Fund No.:</b>	1110

DI#	2024 Base	Net Decision Items							2024 Adopted Budget	
		01	02	03	04	05	06	07		
<b>PROGRAM EXPENDITURES</b>										
Personnel Costs	\$1,217,900	\$47,500	\$0	\$0	\$0	\$0	\$0	\$0	\$0	\$1,265,400
Operating Expenses	\$21,940	\$0	\$0	\$0	\$0	\$0	\$0	\$0	\$0	\$21,940
Contractual Services	\$9,600	\$0	\$0	\$0	\$0	\$0	\$0	\$0	\$0	\$9,600
Operating Capital	\$0	\$0	\$0	\$0	\$0	\$0	\$0	\$0	\$0	\$0
<b>TOTAL</b>	<b>\$1,249,440</b>	<b>\$47,500</b>	<b>\$0</b>	<b>\$0</b>	<b>\$0</b>	<b>\$0</b>	<b>\$0</b>	<b>\$0</b>	<b>\$0</b>	<b>\$1,296,940</b>
<b>PROGRAM REVENUE</b>										
Taxes	\$0	\$0	\$0	\$0	\$0	\$0	\$0	\$0	\$0	\$0
Intergovernmental Revenue	\$0	\$0	\$0	\$0	\$0	\$0	\$0	\$0	\$0	\$0
Licenses & Permits	\$0	\$0	\$0	\$0	\$0	\$0	\$0	\$0	\$0	\$0
Fines, Forfeits & Penalties	\$0	\$0	\$0	\$0	\$0	\$0	\$0	\$0	\$0	\$0
Public Charges for Services	\$0	\$0	\$0	\$0	\$0	\$0	\$0	\$0	\$0	\$0
Miscellaneous	\$0	\$0	\$0	\$0	\$0	\$0	\$0	\$0	\$0	\$0
Other Financing Sources	\$0	\$0	\$0	\$0	\$0	\$0	\$0	\$0	\$0	\$0
<b>TOTAL</b>	<b>\$0</b>	<b>\$0</b>	<b>\$0</b>	<b>\$0</b>	<b>\$0</b>	<b>\$0</b>	<b>\$0</b>	<b>\$0</b>	<b>\$0</b>	<b>\$0</b>
<b>GPR SUPPORT</b>	<b>\$1,249,440</b>	<b>\$47,500</b>	<b>\$0</b>	<b>\$0</b>	<b>\$0</b>	<b>\$0</b>	<b>\$0</b>	<b>\$0</b>	<b>\$0</b>	<b>\$1,296,940</b>
<b>F.T.E. STAFF</b>	<b>9.200</b>	<b>0.000</b>	<b>0.000</b>	<b>0.000</b>	<b>0.000</b>	<b>0.000</b>	<b>0.000</b>	<b>0.000</b>	<b>0.000</b>	<b>9.200</b>

**NARRATIVE INFORMATION ABOUT DECISION ITEMS**

		Expenditures	Revenue	GPR Support
<b>2024 BUDGET BASE</b>		\$1,249,440	\$0	\$1,249,440
DI #	JUVE-ADMR-1 Personnel Cost Changes			
DEPT		\$0	\$0	\$0
EXEC	Adjust personnel costs to reflect a 4.5% cost of living increase for County employees in 2024. Also, adjust personnel costs to reflect new retirement (WRS) rates and negotiated handbook changes in effect for 2024.	\$47,500	\$0	\$47,500
ADOPTED	Approved as Recommended	\$0	\$0	\$0
NET DI # JUVE-ADMR-1		\$47,500	\$0	\$47,500
<b>2024 ADOPTED BUDGET</b>		<b>\$1,296,940</b>	<b>\$0</b>	<b>\$1,296,940</b>

Dept:	Juvenile Court Program	51	COUNTY OF DANE			Fund Name:	General Fund	
Prgm:	Home Detention	232/00				Fund No:	1110	
<b>Mission:</b>								
To provide in-house supervision, monitoring and support for juveniles in need of those services, pending court and human service disposition or pending placement in an intensive community-based supervision program.								
<b>Description:</b>								
Home Detention provides in-home supervision and support to children and families experiencing problems prior to court disposition. Staff seek to do what is necessary to maintain a child at home, pending the involvement of needed treatment resources. In 2022, 151 juveniles were assigned to Home Detention, which was an increase from 121 juveniles in 2021. Approximately 87% of the juveniles assigned in 2022 were minority youth, 83% were male and all juveniles assigned were as the result of a delinquent offense. The range of involvement with the program was 1-162 days in 2022 and the average was approximately 30 days. Home Detention also provides transition supervision for youth waiting to be placed in one of the longer term Intensive Supervision programs operated by the Department of Human Services or a contracted vendor Briarpatch Youth Services.								
	Actual 2022	Adopted 2023	2022 Carry Forward	Board Transfers	Budget As Modified	2023 YTD	Estimated 2023	Executive Recommended
<b>PROGRAM EXPENDITURES</b>								
Personnel Costs	\$332,526	\$326,400	\$0	\$0	\$326,400	\$99,030	\$356,490	\$346,900
Operating Expenses	\$12,853	\$10,000	\$0	\$0	\$10,000	\$1,971	\$10,000	\$10,000
Contractual Services	\$0	\$0	\$0	\$0	\$0	\$0	\$0	\$0
Operating Capital	\$0	\$0	\$0	\$0	\$0	\$0	\$0	\$0
<b>TOTAL</b>	<b>\$345,380</b>	<b>\$336,400</b>	<b>\$0</b>	<b>\$0</b>	<b>\$336,400</b>	<b>\$101,001</b>	<b>\$366,490</b>	<b>\$356,900</b>
<b>PROGRAM REVENUE</b>								
Taxes	\$0	\$0	\$0	\$0	\$0	\$0	\$0	\$0
Intergovernmental Revenue	\$99,392	\$67,500	\$0	\$0	\$67,500	\$17,021	\$67,500	\$67,500
Licenses & Permits	\$0	\$0	\$0	\$0	\$0	\$0	\$0	\$0
Fines, Forfeits & Penalties	\$0	\$0	\$0	\$0	\$0	\$0	\$0	\$0
Public Charges for Services	\$0	\$0	\$0	\$0	\$0	\$0	\$0	\$0
Miscellaneous	\$0	\$0	\$0	\$0	\$0	\$0	\$0	\$0
Other Financing Sources	\$0	\$0	\$0	\$0	\$0	\$0	\$0	\$0
<b>TOTAL</b>	<b>\$99,392</b>	<b>\$67,500</b>	<b>\$0</b>	<b>\$0</b>	<b>\$67,500</b>	<b>\$17,021</b>	<b>\$67,500</b>	<b>\$67,500</b>
<b>GPR SUPPORT</b>	<b>\$245,988</b>	<b>\$268,900</b>			<b>\$268,900</b>			<b>\$289,400</b>
F.T.E. STAFF	3.000	3.000					3.000	3.000

<b>Dept:</b> Juvenile Court Program	51	<b>Fund Name:</b> General Fund
<b>Prgm:</b> Home Detention	232/00	<b>Fund No.:</b> 1110

DI#	2024 Base	Net Decision Items							2024 Adopted Budget	
		01	02	03	04	05	06	07		
<b>PROGRAM EXPENDITURES</b>										
Personnel Costs	\$330,700	\$16,200	\$0	\$0	\$0	\$0	\$0	\$0	\$0	\$346,900
Operating Expenses	\$10,000	\$0	\$0	\$0	\$0	\$0	\$0	\$0	\$0	\$10,000
Contractual Services	\$0	\$0	\$0	\$0	\$0	\$0	\$0	\$0	\$0	\$0
Operating Capital	\$0	\$0	\$0	\$0	\$0	\$0	\$0	\$0	\$0	\$0
<b>TOTAL</b>	<b>\$340,700</b>	<b>\$16,200</b>	<b>\$0</b>	<b>\$0</b>	<b>\$0</b>	<b>\$0</b>	<b>\$0</b>	<b>\$0</b>	<b>\$0</b>	<b>\$356,900</b>
<b>PROGRAM REVENUE</b>										
Taxes	\$0	\$0	\$0	\$0	\$0	\$0	\$0	\$0	\$0	\$0
Intergovernmental Revenue	\$67,500	\$0	\$0	\$0	\$0	\$0	\$0	\$0	\$0	\$67,500
Licenses & Permits	\$0	\$0	\$0	\$0	\$0	\$0	\$0	\$0	\$0	\$0
Fines, Forfeits & Penalties	\$0	\$0	\$0	\$0	\$0	\$0	\$0	\$0	\$0	\$0
Public Charges for Services	\$0	\$0	\$0	\$0	\$0	\$0	\$0	\$0	\$0	\$0
Miscellaneous	\$0	\$0	\$0	\$0	\$0	\$0	\$0	\$0	\$0	\$0
Other Financing Sources	\$0	\$0	\$0	\$0	\$0	\$0	\$0	\$0	\$0	\$0
<b>TOTAL</b>	<b>\$67,500</b>	<b>\$0</b>	<b>\$0</b>	<b>\$0</b>	<b>\$0</b>	<b>\$0</b>	<b>\$0</b>	<b>\$0</b>	<b>\$0</b>	<b>\$67,500</b>
<b>GPR SUPPORT</b>	<b>\$273,200</b>	<b>\$16,200</b>	<b>\$0</b>	<b>\$0</b>	<b>\$0</b>	<b>\$0</b>	<b>\$0</b>	<b>\$0</b>	<b>\$0</b>	<b>\$289,400</b>
<b>F.T.E. STAFF</b>	<b>3.000</b>	<b>0.000</b>	<b>0.000</b>	<b>0.000</b>	<b>0.000</b>	<b>0.000</b>	<b>0.000</b>	<b>0.000</b>	<b>0.000</b>	<b>3.000</b>

**NARRATIVE INFORMATION ABOUT DECISION ITEMS**

		Expenditures	Revenue	GPR Support
<b>2024 BUDGET BASE</b>		\$340,700	\$67,500	\$273,200
DI #	JUVE-HDET-1 Personnel Cost Changes	\$0	\$0	\$0
DEPT				
EXEC	Adjust personnel costs to reflect a 4.5% cost of living increase for County employees in 2024. Also, adjust personnel costs to reflect new retirement (WRS) rates and negotiated handbook changes in effect for 2024.	\$16,200	\$0	\$16,200
ADOPTED	Approved as Recommended	\$0	\$0	\$0
NET DI # JUVE-HDET-1		\$16,200	\$0	\$16,200
<b>2024 ADOPTED BUDGET</b>		<b>\$356,900</b>	<b>\$67,500</b>	<b>\$289,400</b>

Dept:	Juvenile Court Program	51	COUNTY OF DANE			Fund Name:	General Fund	
Prgm:	Detention	234/00				Fund No:	1110	
<b>Mission:</b>								
To provide safe and secure temporary physical custody and services for juveniles placed in secure custody upon intake and/or by court order or for juveniles placed in detention on a sanction for failing to comply with prior court orders.								
<b>Description:</b>								
The Juvenile Detention Center, located in the City-County Building, has the capacity to provide secure custody for 30 juveniles and had 244 youth placed in 2022, an increase from 213 in 2021. 81% of the juveniles in residence in 2022 were male and minority youth made up 82% of juveniles in the Detention ADP. 46% of juveniles placed were referred and placed on new delinquency allegations. The remainder were placed for a variety of reasons (missing court, held for Dept. of Corrections, sanctions, violation of interim conditions of custody, juveniles from other counties, etc.). The average length of stay was 11.5 days in 2022, up from 9.5 days in 2021. System wide placement and resource issues seem to have had an impact on the numbers of youth in placement in 2022. Detention has also been able to accept juveniles from other counties and was able to generate outside revenue during 2022 by partnering with these counties. The ADP of these youth was 1.6, up from 0.7 in 2021.								
	Actual 2022	Adopted 2023	2022 Carry Forward	Board Transfers	Budget As Modified	2023 YTD	Estimated 2023	Executive Recommended
<b>PROGRAM EXPENDITURES</b>								
Personnel Costs	\$1,467,335	\$1,536,900	\$0	\$0	\$1,536,900	\$440,169	\$1,573,134	\$1,779,800
Operating Expenses	\$28,910	\$21,680	\$0	\$0	\$21,680	\$12,742	\$25,293	\$21,680
Contractual Services	\$210,835	\$350,048	\$0	\$0	\$350,048	\$63,801	\$350,048	\$371,748
Operating Capital	\$0	\$0	\$0	\$0	\$0	\$0	\$0	\$0
<b>TOTAL</b>	<b>\$1,707,080</b>	<b>\$1,908,628</b>	<b>\$0</b>	<b>\$0</b>	<b>\$1,908,628</b>	<b>\$516,711</b>	<b>\$1,948,475</b>	<b>\$2,173,228</b>
<b>PROGRAM REVENUE</b>								
Taxes	\$0	\$0	\$0	\$0	\$0	\$0	\$0	\$0
Intergovernmental Revenue	\$102,995	\$74,500	\$0	\$0	\$74,500	\$17,850	\$74,500	\$74,500
Licenses & Permits	\$0	\$0	\$0	\$0	\$0	\$0	\$0	\$0
Fines, Forfeits & Penalties	\$0	\$0	\$0	\$0	\$0	\$0	\$0	\$0
Public Charges for Services	\$0	\$0	\$0	\$0	\$0	\$0	\$0	\$0
Miscellaneous	\$0	\$0	\$0	\$0	\$0	\$0	\$0	\$0
Other Financing Sources	\$0	\$0	\$0	\$0	\$0	\$0	\$0	\$0
<b>TOTAL</b>	<b>\$102,995</b>	<b>\$74,500</b>	<b>\$0</b>	<b>\$0</b>	<b>\$74,500</b>	<b>\$17,850</b>	<b>\$74,500</b>	<b>\$74,500</b>
<b>GPR SUPPORT</b>	<b>\$1,604,085</b>	<b>\$1,834,128</b>			<b>\$1,834,128</b>			<b>\$2,098,728</b>
<b>F.T.E. STAFF</b>	<b>13.500</b>	<b>13.500</b>					<b>13.500</b>	<b>15.000</b>

<b>Dept:</b> Juvenile Court Program	51	<b>Fund Name:</b> General Fund
<b>Prgm:</b> Detention	234/00	<b>Fund No.:</b> 1110

DI#	2024 Base	Net Decision Items							2024 Adopted Budget
		01	02	03	04	05	06	07	
<b>PROGRAM EXPENDITURES</b>									
Personnel Costs	\$1,557,400	\$0	\$0	\$68,200	\$154,200	\$0	\$0	\$0	\$1,779,800
Operating Expenses	\$21,680	\$0	\$0	\$0	\$0	\$0	\$0	\$0	\$21,680
Contractual Services	\$350,048	\$15,500	\$6,200	\$0	\$0	\$0	\$0	\$0	\$371,748
Operating Capital	\$0	\$0	\$0	\$0	\$0	\$0	\$0	\$0	\$0
<b>TOTAL</b>	<b>\$1,929,128</b>	<b>\$15,500</b>	<b>\$6,200</b>	<b>\$68,200</b>	<b>\$154,200</b>	<b>\$0</b>	<b>\$0</b>	<b>\$0</b>	<b>\$2,173,228</b>
<b>PROGRAM REVENUE</b>									
Taxes	\$0	\$0	\$0	\$0	\$0	\$0	\$0	\$0	\$0
Intergovernmental Revenue	\$74,500	\$0	\$0	\$0	\$0	\$0	\$0	\$0	\$74,500
Licenses & Permits	\$0	\$0	\$0	\$0	\$0	\$0	\$0	\$0	\$0
Fines, Forfeits & Penalties	\$0	\$0	\$0	\$0	\$0	\$0	\$0	\$0	\$0
Public Charges for Services	\$0	\$0	\$0	\$0	\$0	\$0	\$0	\$0	\$0
Miscellaneous	\$0	\$0	\$0	\$0	\$0	\$0	\$0	\$0	\$0
Other Financing Sources	\$0	\$0	\$0	\$0	\$0	\$0	\$0	\$0	\$0
<b>TOTAL</b>	<b>\$74,500</b>	<b>\$0</b>	<b>\$0</b>	<b>\$0</b>	<b>\$0</b>	<b>\$0</b>	<b>\$0</b>	<b>\$0</b>	<b>\$74,500</b>
<b>GPR SUPPORT</b>	<b>\$1,854,628</b>	<b>\$15,500</b>	<b>\$6,200</b>	<b>\$68,200</b>	<b>\$154,200</b>	<b>\$0</b>	<b>\$0</b>	<b>\$0</b>	<b>\$2,098,728</b>
<b>F.T.E. STAFF</b>	<b>13.500</b>	<b>0.000</b>	<b>0.000</b>	<b>0.000</b>	<b>1.500</b>	<b>0.000</b>	<b>0.000</b>	<b>0.000</b>	<b>15.000</b>

**NARRATIVE INFORMATION ABOUT DECISION ITEMS**

		Expenditures	Revenue	GPR Support
<b>2024 BUDGET BASE</b>		\$1,929,128	\$74,500	\$1,854,628
DI #	JUVE-DTNT-1 Purchase of Food Service			
DEPT	Contracted adjustment in the Detention food service through Consolidated Food Service.	\$15,500	\$0	\$15,500
EXEC	Approved as Requested	\$0	\$0	\$0
ADOPTED	Approved as Recommended	\$0	\$0	\$0
<b>NET DI # JUVE-DTNT-1</b>		<b>\$15,500</b>	<b>\$0</b>	<b>\$15,500</b>



Dept:		Juvenile Court Program	51	Fund Name:		General Fund
Prgm:		Detention	234/00	Fund No.:		1110
NARRATIVE INFORMATION ABOUT DECISION ITEMS, cont.				Expenditures	Revenues	GPR Support
DI #	JUVE-DTNT-2	Laundry POS				
DEPT	Contracted adjustment to the Detention laundry service through MUHL.			\$6,200	\$0	\$6,200
EXEC	Approved as Requested			\$0	\$0	\$0
ADOPTED	Approved as Recommended			\$0	\$0	\$0
NET DI # JUVE-DTNT-2				\$6,200	\$0	\$6,200
DI #	JUVE-DTNT-3	Personnel Cost Changes				
DEPT				\$0	\$0	\$0
EXEC	Adjust personnel costs to reflect a 4.5% cost of living increase for County employees in 2024. Also, adjust personnel costs to reflect new retirement (WRS) rates and negotiated handbook changes in effect for 2024.			\$68,200	\$0	\$68,200
ADOPTED	Approved as Recommended			\$0	\$0	\$0
NET DI # JUVE-DTNT-3				\$68,200	\$0	\$68,200
DI #	JUVE-DTNT-4	1.5 FTE JUVENILE COURT WORKER				
DEPT				\$0	\$0	\$0
EXEC	Add 1.5 FTE Juvenile Court Workers. These positions are necessary to meet requirements of the Department of Corrections.			\$154,200	\$0	\$154,200
ADOPTED	Approved as Recommended			\$0	\$0	\$0
NET DI # JUVE-DTNT-4				\$154,200	\$0	\$154,200
<b>2024 ADOPTED BUDGET</b>				\$2,173,228	\$74,500	\$2,098,728

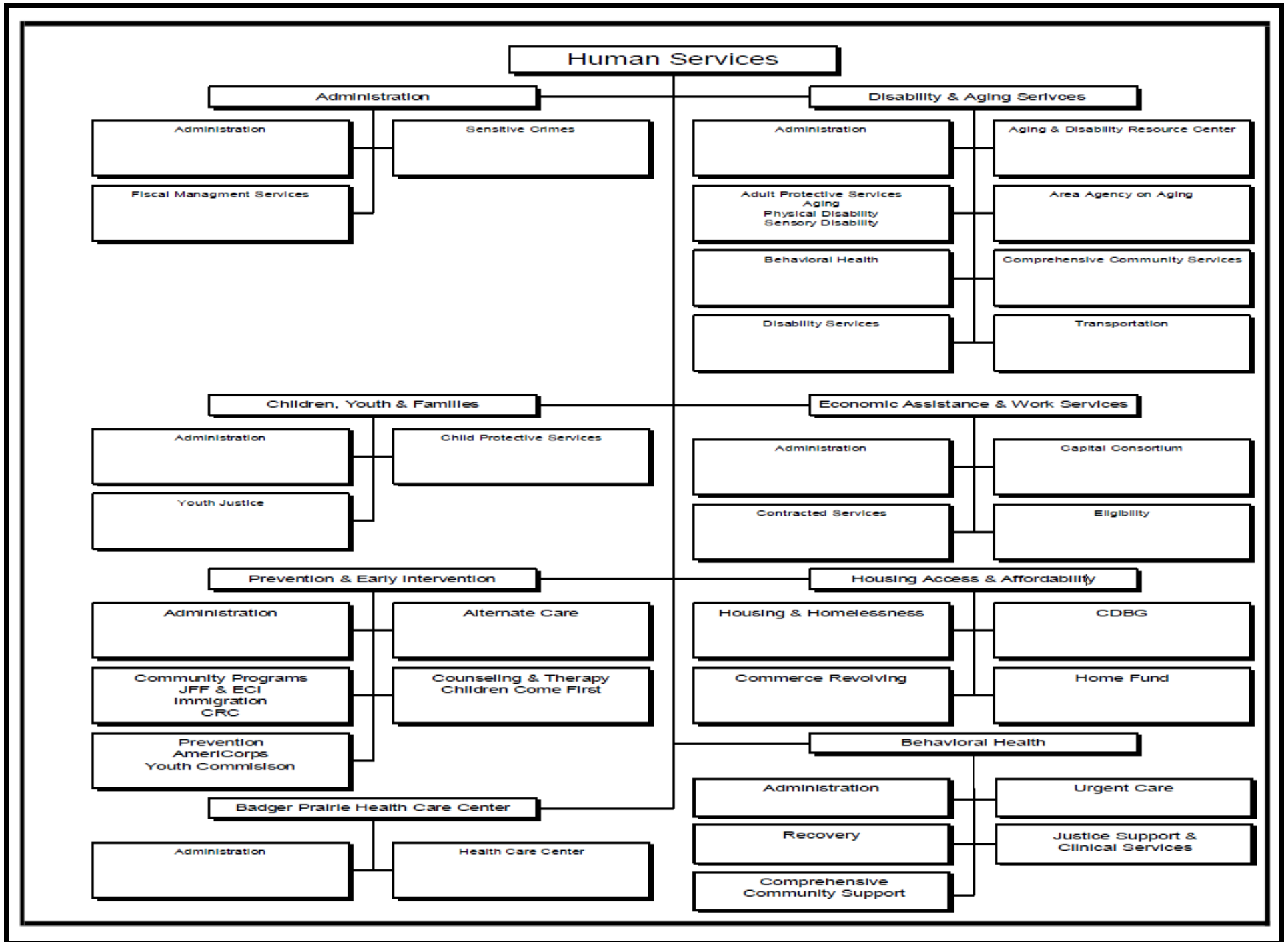
<b>Dept:</b>	Juvenile Court Program	51	<b>COUNTY OF DANE</b>	<b>Fund Name:</b>	General Fund
<b>Prgm:</b>	Shelter Home	236/00		<b>Fund No:</b>	1110

**Mission:** To provide short-term residential care and supervision to juveniles in need of out-of-home placement, pending court and human services disposition. Shelter Home continues to be used for a variety of transitional and assessment services for youth either prior to or returning from other treatment programs or terminated from other placements. Shelter Home's mission is "To provide quality services and foster safe passage to youth in need of a temporary home while instilling accountability, teaching competency skills and ensuring community safety".

**Description:** The Shelter Home provides short-term custody and care for male and female juveniles, pending return home or placement in other longer-term placements (foster home, group home, residential treatment, etc.). In 2022, 127 juveniles were placed at the Shelter Home, an increase from 101 in 2021. Of the juveniles placed at Shelter Home, minority youth made up 72% of the population and 52% were male, which was a significant decrease from 69% in 2021. The average length of stay was 8.8 days, the average daily population at Shelter Home was 3.3 and the average age of juveniles placed was 14.6. The pandemic and related protocols continued to have an impact on the numbers of youth in placement in 2022. Shelter Home has also been able to accept juveniles from other counties and was able to generate outside revenue during 2022 by partnering with these counties.

	Actual 2022	Adopted 2023	2022 Carry Forward	Board Transfers	Budget As Modified	2023 YTD	Estimated 2023	Executive Recommended
<b>PROGRAM EXPENDITURES</b>								
Personnel Costs	\$1,099,312	\$1,135,600	\$0	\$0	\$1,135,600	\$325,416	\$1,127,922	\$1,181,100
Operating Expenses	\$52,959	\$42,520	\$1,782	\$0	\$44,302	\$24,007	\$48,484	\$42,520
Contractual Services	\$56,332	\$34,600	\$0	\$0	\$34,600	\$17,154	\$36,781	\$34,600
Operating Capital	\$0	\$0	\$0	\$0	\$0	\$0	\$0	\$0
<b>TOTAL</b>	<b>\$1,208,603</b>	<b>\$1,212,720</b>	<b>\$1,782</b>	<b>\$0</b>	<b>\$1,214,502</b>	<b>\$366,577</b>	<b>\$1,213,187</b>	<b>\$1,258,220</b>
<b>PROGRAM REVENUE</b>								
Taxes	\$0	\$0	\$0	\$0	\$0	\$0	\$0	\$0
Intergovernmental Revenue	\$116,364	\$104,000	\$0	\$0	\$104,000	\$12,622	\$104,000	\$104,000
Licenses & Permits	\$0	\$0	\$0	\$0	\$0	\$0	\$0	\$0
Fines, Forfeits & Penalties	\$0	\$0	\$0	\$0	\$0	\$0	\$0	\$0
Public Charges for Services	\$609	\$1,000	\$0	\$0	\$1,000	\$640	\$1,000	\$1,000
Miscellaneous	\$0	\$0	\$0	\$0	\$0	\$0	\$0	\$0
Other Financing Sources	\$0	\$0	\$0	\$0	\$0	\$0	\$0	\$0
<b>TOTAL</b>	<b>\$116,973</b>	<b>\$105,000</b>	<b>\$0</b>	<b>\$0</b>	<b>\$105,000</b>	<b>\$13,262</b>	<b>\$105,000</b>	<b>\$105,000</b>
<b>GPR SUPPORT</b>	<b>\$1,091,629</b>	<b>\$1,107,720</b>			<b>\$1,109,502</b>			<b>\$1,153,220</b>
<b>F.T.E. STAFF</b>	<b>9.000</b>	<b>9.000</b>					<b>9.000</b>	<b>9.000</b>

Dept: Juvenile Court Program		51		Fund Name: General Fund						
Prgm: Shelter Home		236/00		Fund No.: 1110						
DI#	2024 Base	Net Decision Items							2024 Adopted Budget	
		01	02	03	04	05	06	07		
<b>PROGRAM EXPENDITURES</b>										
Personnel Costs	\$1,128,000	\$53,100	\$0	\$0	\$0	\$0	\$0	\$0	\$0	\$1,181,100
Operating Expenses	\$42,520	\$0	\$0	\$0	\$0	\$0	\$0	\$0	\$0	\$42,520
Contractual Services	\$34,600	\$0	\$0	\$0	\$0	\$0	\$0	\$0	\$0	\$34,600
Operating Capital	\$0	\$0	\$0	\$0	\$0	\$0	\$0	\$0	\$0	\$0
<b>TOTAL</b>	<b>\$1,205,120</b>	<b>\$53,100</b>	<b>\$0</b>	<b>\$0</b>	<b>\$0</b>	<b>\$0</b>	<b>\$0</b>	<b>\$0</b>	<b>\$0</b>	<b>\$1,258,220</b>
<b>PROGRAM REVENUE</b>										
Taxes	\$0	\$0	\$0	\$0	\$0	\$0	\$0	\$0	\$0	\$0
Intergovernmental Revenue	\$104,000	\$0	\$0	\$0	\$0	\$0	\$0	\$0	\$0	\$104,000
Licenses & Permits	\$0	\$0	\$0	\$0	\$0	\$0	\$0	\$0	\$0	\$0
Fines, Forfeits & Penalties	\$0	\$0	\$0	\$0	\$0	\$0	\$0	\$0	\$0	\$0
Public Charges for Services	\$1,000	\$0	\$0	\$0	\$0	\$0	\$0	\$0	\$0	\$1,000
Miscellaneous	\$0	\$0	\$0	\$0	\$0	\$0	\$0	\$0	\$0	\$0
Other Financing Sources	\$0	\$0	\$0	\$0	\$0	\$0	\$0	\$0	\$0	\$0
<b>TOTAL</b>	<b>\$105,000</b>	<b>\$0</b>	<b>\$0</b>	<b>\$0</b>	<b>\$0</b>	<b>\$0</b>	<b>\$0</b>	<b>\$0</b>	<b>\$0</b>	<b>\$105,000</b>
<b>GPR SUPPORT</b>	<b>\$1,100,120</b>	<b>\$53,100</b>	<b>\$0</b>	<b>\$0</b>	<b>\$0</b>	<b>\$0</b>	<b>\$0</b>	<b>\$0</b>	<b>\$0</b>	<b>\$1,153,220</b>
<b>F.T.E. STAFF</b>	<b>9.000</b>	<b>0.000</b>	<b>0.000</b>	<b>0.000</b>	<b>0.000</b>	<b>0.000</b>	<b>0.000</b>	<b>0.000</b>	<b>0.000</b>	<b>9.000</b>
<b>NARRATIVE INFORMATION ABOUT DECISION ITEMS</b>							<b>Expenditures</b>	<b>Revenue</b>	<b>GPR Support</b>	
<b>2024 BUDGET BASE</b>							\$1,205,120	\$105,000	\$1,100,120	
DI #	JUVE-SHEL-1	Personnel Cost Changes								
DEPT							\$0	\$0	\$0	
EXEC	Adjust personnel costs to reflect a 4.5% cost of living increase for County employees in 2024. Also, adjust personnel costs to reflect new retirement (WRS) rates and negotiated handbook changes in effect for 2024.						\$53,100	\$0	\$53,100	
ADOPTED	Approved as Recommended						\$0	\$0	\$0	
NET DI # JUVE-SHEL-1							\$53,100	\$0	\$53,100	
<b>2024 ADOPTED BUDGET</b>							<b>\$1,258,220</b>	<b>\$105,000</b>	<b>\$1,153,220</b>	



Division/Program	FTE	Expenditures	Program Specific Revenues	General Purpose Revenues	
<b><i>Badger Prairie Fund</i></b>					
Administration	9.000	\$1,405,600	\$0	\$1,405,600	
Health Care Center	155.600	\$28,344,991	\$14,261,574	\$14,083,417	
<b>Badger Prairie Health Care Center</b>	<b>164.600</b>	<b>\$29,750,591</b>	<b>\$14,261,574</b>	<b>\$15,489,017</b>	<b>Appropriation</b>
<b><i>Human Services Fund</i></b>					
Sensitive Crimes	0.000	\$18,000	\$0	\$18,000	
Administration	57.000	\$14,157,884	\$7,892,941	\$6,264,943	
DAS Administration	10.750	\$1,983,968	\$2,443,018	(\$459,050)	
Area Agency on Aging	7.000	\$7,059,625	\$2,865,970	\$4,193,655	
Aging & Disability Resource Center	54.000	\$7,069,471	\$7,069,471	\$0	
Adult Protective Services	21.000	\$4,258,688	\$2,560,010	\$1,698,678	
Disability Services	30.500	\$31,052,162	\$26,672,844	\$4,379,318	
Transportation	3.000	\$3,449,234	\$2,790,094	\$659,140	
CY&F Administration/Youth Justice/(	19.000	\$5,090,188	\$1,742,865	\$3,347,323	
Youth Justice	61.500	\$11,653,996	\$4,701,892	\$6,952,104	
Child Protective Services	93.500	\$13,925,021	\$4,436,106	\$9,488,915	
EAWS Administration	15.500	\$2,533,383	\$1,463,362	\$1,070,021	
Eligibility	119.750	\$14,496,380	\$9,472,838	\$5,023,542	
Capital Consortium	0.000	\$5,901,446	\$5,901,446	\$0	
EA Contracted Services	0.000	\$4,544,650	\$4,010,751	\$533,899	
P & EI Administration	10.750	\$1,904,091	\$862,195	\$1,041,896	
Prevention	1.000	\$3,454,338	\$1,060,758	\$2,393,580	
Community Programs	28.000	\$7,041,521	\$1,079,319	\$5,962,202	
Alternate Care	16.500	\$19,102,922	\$10,224,107	\$8,878,815	
Housing Access & Affordability	14.000	\$12,700,157	\$6,674,310	\$6,025,847	
Behavioral Health Administration	7.000	\$4,561,621	\$545,504	\$4,016,117	
Behavioral Health- Urgent Care	21.000	\$19,870,091	\$9,244,752	\$10,625,339	
Behavioral Health- Recovery	10.000	\$21,544,260	\$11,851,701	\$9,692,559	
Behavioral Health- JSCS	20.000	\$14,303,476	\$5,608,903	\$8,694,573	
Behavioral Health- CCS	35.000	\$35,942,879	\$35,075,344	\$867,535	
<b>Human Services Fund</b>	<b>655.750</b>	<b>\$267,619,452</b>	<b>\$166,250,501</b>	<b>\$101,368,951</b>	<b>Appropriation</b>
<b>Human Services - Total</b>	<b>820.350</b>	<b>\$297,370,043</b>	<b>\$180,512,075</b>	<b>\$116,857,968</b>	<b>Memo Total</b>

<u>Division/Program</u>	<u>FTE</u>	<u>Expenditures</u>	<u>Program Specific Revenues</u>	<u>Revenue Over/(Under) Expenses</u>
<b>CDBG Business Loan Fund</b>	<b>0.000</b>	<b>\$42,100</b>	<b>\$42,100</b>	<b>\$0 Appropriation</b>
<b>CDBG Housing Loan Fund</b>	<b>0.000</b>	<b>\$1,027,504</b>	<b>\$1,027,504</b>	<b>\$0 Appropriation</b>
<b>HOME Fund</b>	<b>0.000</b>	<b>\$590,054</b>	<b>\$590,054</b>	<b>\$0 Appropriation</b>
<b>Commerce Revolving</b>	<b>0.000</b>	<b>\$691,000</b>	<b>\$14,700</b>	<b>\$676,300 Appropriation</b>

Dept:	Human Services	54	COUNTY OF DANE			Fund Name:	Badger Prairie Health Care Ctr	
Prgm:	BPHCC - Administration	308/78				Fund No:	4310	
<u>Mission:</u>								
To provide administrative support services and decision-making leadership to Badger Prairie Health Care Center by clarifying the mission/philosophy of the facility, monitoring and directing budgetary compliance, resolving personnel issues, and implementing proper fiscal controls. To develop procedures that will result in an efficiently and economically operated facility and provide a quality environment for residents.								
<u>Description:</u>								
Badger Prairie Health Care Center includes two principal operating units: Administration and Badger Prairie Health Care Center. The Administration Unit includes management and administrative staff who manage and oversee the operations of the facility.								
	Actual 2022	Adopted 2023	2022 Carry Forward	Board Transfers	Budget As Modified	2023 YTD	Estimated 2023	Executive Recommended
<b>PROGRAM EXPENDITURES</b>								
Personnel Costs	\$46,699	\$1,339,600	\$0	\$0	\$1,339,600	\$316,430	\$1,339,600	\$1,398,600
Operating Expenses	\$41,328	\$7,000	\$0	\$0	\$7,000	\$789	\$7,000	\$7,000
Contractual Services	\$159,896	\$0	\$0	\$0	\$0	\$0	\$0	\$0
Operating Capital	\$0	\$0	\$0	\$0	\$0	\$0	\$0	\$0
<b>TOTAL</b>	<b>\$247,923</b>	<b>\$1,346,600</b>	<b>\$0</b>	<b>\$0</b>	<b>\$1,346,600</b>	<b>\$317,219</b>	<b>\$1,346,600</b>	<b>\$1,405,600</b>
<b>PROGRAM REVENUE</b>								
Taxes	\$0	\$0	\$0	\$0	\$0	\$0	\$0	\$0
Intergovernmental Revenue	\$165,883	\$0	\$0	\$0	\$0	\$0	\$0	\$0
Licenses & Permits	\$0	\$0	\$0	\$0	\$0	\$0	\$0	\$0
Fines, Forfeits & Penalties	\$0	\$0	\$0	\$0	\$0	\$0	\$0	\$0
Public Charges for Services	\$9,584	\$0	\$0	\$0	\$0	\$0	\$0	\$0
Miscellaneous	\$2,693	\$0	\$0	\$0	\$0	\$3,793	\$0	\$0
Other Financing Sources	\$0	\$0	\$0	\$0	\$0	\$0	\$0	\$0
<b>TOTAL</b>	<b>\$178,161</b>	<b>\$0</b>	<b>\$0</b>	<b>\$0</b>	<b>\$0</b>	<b>\$3,793</b>	<b>\$0</b>	<b>\$0</b>
<b>GPR SUPPORT</b>	<b>\$69,762</b>	<b>\$1,346,600</b>			<b>\$1,346,600</b>			<b>\$1,405,600</b>
<b>F.T.E. STAFF</b>	<b>9.000</b>	<b>9.000</b>					<b>9.000</b>	<b>9.000</b>

<b>Dept:</b> Human Services	54	<b>Fund Name:</b> Badger Prairie Health Care Ctr
<b>Prgm:</b> BPHCC - Administration	308/78	<b>Fund No.:</b> 4310

DI#	2024 Base	Net Decision Items							2024 Adopted Budget	
		01	02	03	04	05	06	07		
<b>PROGRAM EXPENDITURES</b>										
Personnel Costs	\$1,352,100	\$46,500	\$0	\$0	\$0	\$0	\$0	\$0	\$0	\$1,398,600
Operating Expenses	\$7,000	\$0	\$0	\$0	\$0	\$0	\$0	\$0	\$0	\$7,000
Contractual Services	\$0	\$0	\$0	\$0	\$0	\$0	\$0	\$0	\$0	\$0
Operating Capital	\$0	\$0	\$0	\$0	\$0	\$0	\$0	\$0	\$0	\$0
<b>TOTAL</b>	<b>\$1,359,100</b>	<b>\$46,500</b>	<b>\$0</b>	<b>\$0</b>	<b>\$0</b>	<b>\$0</b>	<b>\$0</b>	<b>\$0</b>	<b>\$0</b>	<b>\$1,405,600</b>
<b>PROGRAM REVENUE</b>										
Taxes	\$0	\$0	\$0	\$0	\$0	\$0	\$0	\$0	\$0	\$0
Intergovernmental Revenue	\$0	\$0	\$0	\$0	\$0	\$0	\$0	\$0	\$0	\$0
Licenses & Permits	\$0	\$0	\$0	\$0	\$0	\$0	\$0	\$0	\$0	\$0
Fines, Forfeits & Penalties	\$0	\$0	\$0	\$0	\$0	\$0	\$0	\$0	\$0	\$0
Public Charges for Services	\$0	\$0	\$0	\$0	\$0	\$0	\$0	\$0	\$0	\$0
Miscellaneous	\$0	\$0	\$0	\$0	\$0	\$0	\$0	\$0	\$0	\$0
Other Financing Sources	\$0	\$0	\$0	\$0	\$0	\$0	\$0	\$0	\$0	\$0
<b>TOTAL</b>	<b>\$0</b>	<b>\$0</b>	<b>\$0</b>	<b>\$0</b>	<b>\$0</b>	<b>\$0</b>	<b>\$0</b>	<b>\$0</b>	<b>\$0</b>	<b>\$0</b>
<b>GPR SUPPORT</b>	<b>\$1,359,100</b>	<b>\$46,500</b>	<b>\$0</b>	<b>\$0</b>	<b>\$0</b>	<b>\$0</b>	<b>\$0</b>	<b>\$0</b>	<b>\$0</b>	<b>\$1,405,600</b>
<b>F.T.E. STAFF</b>	<b>9.000</b>	<b>0.000</b>	<b>0.000</b>	<b>0.000</b>	<b>0.000</b>	<b>0.000</b>	<b>0.000</b>	<b>0.000</b>	<b>0.000</b>	<b>9.000</b>

**NARRATIVE INFORMATION ABOUT DECISION ITEMS**

		Expenditures	Revenue	GPR Support
<b>2024 BUDGET BASE</b>		\$1,359,100	\$0	\$1,359,100
DI #	HUMS-ABPA-1 Personnel Cost Changes			
DEPT		\$0	\$0	\$0
EXEC	Adjust personnel costs to reflect a 4.5% cost of living increase for County employees in 2024. Also, adjust personnel costs to reflect new retirement (WRS) rates and negotiated handbook changes in effect for 2024.	\$46,500	\$0	\$46,500
ADOPTED	Approved as Recommended	\$0	\$0	\$0
NET DI # HUMS-ABPA-1		\$46,500	\$0	\$46,500
<b>2024 ADOPTED BUDGET</b>		<b>\$1,405,600</b>	<b>\$0</b>	<b>\$1,405,600</b>



Dept:	Human Services	54	COUNTY OF DANE			Fund Name:	Badger Prairie Health Care Ctr	
Prgm:	BPHCC - Health Care Center	308/79				Fund No:	4310	
<b>Mission:</b>								
Provide long-term nursing and rehabilitation services to those individuals who are unable to cope in a less restrictive setting due to the complexity of their psychosocial and/or medical needs. A structured therapeutic milieu supports and protects the residents during their treatment. The goal of the facility, made possible by an interdisciplinary collaborative model, is to provide consistent, effective treatment respecting all rights granted to the resident by state/federal law.								
<b>Description:</b>								
Badger Prairie Health Care Center (BPHCC) is a 120-bed nursing home licensed by the State of Wisconsin to provide skilled medical/psychiatric care to Dane County residents. The facility is governed by state and federal regulations and provides a full range of health care services to residents who are, at least temporarily, unable to effectively function in a community setting or other community treatment facility.								
	Actual 2022	Adopted 2023	2022 Carry Forward	Board Transfers	Budget As Modified	2023 YTD	Estimated 2023	Executive Recommended
<b>PROGRAM EXPENDITURES</b>								
Personnel Costs	\$17,272,488	\$18,678,900	\$0	\$0	\$18,678,900	\$5,197,249	\$18,678,900	\$19,657,200
Operating Expenses	\$2,502,255	\$3,451,291	\$10,650	\$0	\$3,461,941	\$485,713	\$3,461,941	\$3,484,402
Contractual Services	\$4,051,735	\$4,826,569	\$0	\$0	\$4,826,569	\$1,331,118	\$4,826,569	\$5,203,389
Operating Capital	(\$61,278)	\$0	\$0	\$0	\$0	\$0	\$0	\$0
<b>TOTAL</b>	<b>\$23,765,200</b>	<b>\$26,956,760</b>	<b>\$10,650</b>	<b>\$0</b>	<b>\$26,967,410</b>	<b>\$7,014,080</b>	<b>\$26,967,410</b>	<b>\$28,344,991</b>
<b>PROGRAM REVENUE</b>								
Taxes	\$0	\$0	\$0	\$0	\$0	\$0	\$0	\$0
Intergovernmental Revenue	\$16,000,072	\$11,432,159	\$0	\$0	\$11,432,159	\$4,051,816	\$11,432,159	\$14,076,159
Licenses & Permits	\$0	\$0	\$0	\$0	\$0	\$0	\$0	\$0
Fines, Forfeits & Penalties	\$0	\$0	\$0	\$0	\$0	\$0	\$0	\$0
Public Charges for Services	\$628,319	\$183,415	\$0	\$0	\$183,415	\$437,020	\$183,415	\$183,415
Miscellaneous	\$54,314	\$2,000	\$0	\$0	\$2,000	\$448	\$2,000	\$2,000
Other Financing Sources	\$0	\$0	\$0	\$0	\$0	\$0	\$0	\$0
<b>TOTAL</b>	<b>\$16,682,704</b>	<b>\$11,617,574</b>	<b>\$0</b>	<b>\$0</b>	<b>\$11,617,574</b>	<b>\$4,489,284</b>	<b>\$11,617,574</b>	<b>\$14,261,574</b>
<b>GPR SUPPORT</b>	<b>\$7,082,496</b>	<b>\$15,339,186</b>			<b>\$15,349,836</b>			<b>\$14,083,417</b>
<b>F.T.E. STAFF</b>	<b>155.300</b>	<b>155.600</b>					<b>155.600</b>	<b>155.600</b>

<b>Dept:</b> Human Services	54	<b>Fund Name:</b> Badger Prairie Health Care Ctr
<b>Prgm:</b> BPHCC - Health Care Center	308/79	<b>Fund No.:</b> 4310

DI#	2024 Base	Net Decision Items							2024 Adopted Budget	
		01	02	03	04	05	06	07		
<b>PROGRAM EXPENDITURES</b>										
Personnel Costs	\$18,812,500	\$844,700	\$0	\$0	\$0	\$0	\$0	\$0	\$0	\$19,657,200
Operating Expenses	\$3,483,474	\$0	\$0	\$0	\$928	\$0	\$0	\$0	\$0	\$3,484,402
Contractual Services	\$4,832,069	\$48,900	\$0	\$337,800	\$0	(\$15,380)	\$0	\$0	\$0	\$5,203,389
Operating Capital	\$0	\$0	\$0	\$0	\$0	\$0	\$0	\$0	\$0	\$0
<b>TOTAL</b>	<b>\$27,128,043</b>	<b>\$893,600</b>	<b>\$0</b>	<b>\$337,800</b>	<b>\$928</b>	<b>(\$15,380)</b>	<b>\$0</b>	<b>\$0</b>	<b>\$0</b>	<b>\$28,344,991</b>
<b>PROGRAM REVENUE</b>										
Taxes	\$0	\$0	\$0	\$0	\$0	\$0	\$0	\$0	\$0	\$0
Intergovernmental Revenue	\$11,432,159	\$0	\$0	\$2,644,000	\$0	\$0	\$0	\$0	\$0	\$14,076,159
Licenses & Permits	\$0	\$0	\$0	\$0	\$0	\$0	\$0	\$0	\$0	\$0
Fines, Forfeits & Penalties	\$0	\$0	\$0	\$0	\$0	\$0	\$0	\$0	\$0	\$0
Public Charges for Services	\$183,415	\$0	\$0	\$0	\$0	\$0	\$0	\$0	\$0	\$183,415
Miscellaneous	\$2,000	\$0	\$0	\$0	\$0	\$0	\$0	\$0	\$0	\$2,000
Other Financing Sources	\$0	\$0	\$0	\$0	\$0	\$0	\$0	\$0	\$0	\$0
<b>TOTAL</b>	<b>\$11,617,574</b>	<b>\$0</b>	<b>\$0</b>	<b>\$2,644,000</b>	<b>\$0</b>	<b>\$0</b>	<b>\$0</b>	<b>\$0</b>	<b>\$0</b>	<b>\$14,261,574</b>
<b>GPR SUPPORT</b>	<b>\$15,510,469</b>	<b>\$893,600</b>	<b>\$0</b>	<b>(\$2,306,200)</b>	<b>\$928</b>	<b>(\$15,380)</b>	<b>\$0</b>	<b>\$0</b>	<b>\$0</b>	<b>\$14,083,417</b>
<b>F.T.E. STAFF</b>	<b>155.600</b>	<b>0.000</b>	<b>0.000</b>	<b>0.000</b>	<b>0.000</b>	<b>0.000</b>	<b>0.000</b>	<b>0.000</b>	<b>0.000</b>	<b>155.600</b>

**NARRATIVE INFORMATION ABOUT DECISION ITEMS**

		Expenditures	Revenue	GPR Support
<b>2024 BUDGET BASE</b>		\$27,128,043	\$11,617,574	\$15,510,469
DI #	HUMS-ABPH-1 Personnel Cost Changes	\$0	\$0	\$0
DEPT				
EXEC	Adjust personnel costs to reflect a 4.5% cost of living increase for County employees in 2024. Also, adjust personnel costs to reflect new retirement (WRS) rates and negotiated handbook changes in effect for 2024.	\$893,600	\$0	\$893,600
ADOPTED	Approved as Recommended	\$0	\$0	\$0
NET DI # HUMS-ABPH-1		\$893,600	\$0	\$893,600

Dept:	Human Services	54	Fund Name:	Badger Prairie Health Care Ctr	
Prgm:	BPHCC - Health Care Center	308/79	Fund No.:	4310	
NARRATIVE INFORMATION ABOUT DECISION ITEMS, cont.			Expenditures	Revenues	GPR Support
DI #	HUMS-ABPH-2	Reallocations and Transfers			
DEPT	This decision item reflects reallocation of expenditures and revenues. This decision item reflects a zero net GPR impact.		\$0	\$0	\$0
EXEC	Approved as Requested		\$0	\$0	\$0
ADOPTED	Approved as Recommended		\$0	\$0	\$0
NET DI # HUMS-ABPH-2			\$0	\$0	\$0
DI #	HUMS-ABPH-3	New Expenditures and/or Revenue Changes			
DEPT	This decision item includes increased revenue where applicable and changes to adjust expense/revenue levels accordingly. This decision item reflects an expense increase of \$337,800, a revenue increase of \$44,000 for a net GPR increase of \$293,800.		\$337,800	\$44,000	\$293,800
EXEC	Approve as requested. Also, provide \$2,600,000 Intergovernmental Medicaid revenue due to Medicaid revenue re-estimate.		\$0	\$2,600,000	(\$2,600,000)
ADOPTED	Approved as Recommended		\$0	\$0	\$0
NET DI # HUMS-ABPH-3			\$337,800	\$2,644,000	(\$2,306,200)
DI #	HUMS-ABPH-4	Debt Service			
DEPT			\$0	\$0	\$0
EXEC	Modify expenditures and revenues to reflect final calculation of 2024 County debt service.		\$928	\$0	\$928
ADOPTED	Approved as Recommended		\$0	\$0	\$0
NET DI # HUMS-ABPH-4			\$928	\$0	\$928

<b>Dept:</b>	Human Services	54	<b>Fund Name:</b>	Badger Prairie Health Care Ctr		
<b>Prgm:</b>	BPHCC - Health Care Center	308/79	<b>Fund No.:</b>	4310		

<b>NARRATIVE INFORMATION ABOUT DECISION ITEMS, cont.</b>			Expenditures	Revenues	GPR Support
DI #	HUMS-ABPH-5	Indirect Cost Plan			
DEPT			\$0	\$0	\$0
EXEC	Modify expenditures and revenues to reflect receipt of County's most recently completed Indirect Cost Allocation Plan.		(\$15,380)	\$0	(\$15,380)
ADOPTED	Approved as Recommended		\$0	\$0	\$0
	NET DI #	HUMS-ABPH-5	(\$15,380)	\$0	(\$15,380)

--	--	--	--	--	--

<b>2024 ADOPTED BUDGET</b>	\$28,344,991	\$14,261,574	\$14,083,417
----------------------------	--------------	--------------	--------------

<b>Dept:</b>	Human Services	54	<b>COUNTY OF DANE</b>	<b>Fund Name:</b>	Human Services
<b>Prgm:</b>	Sensitive Crimes	301/31		<b>Fund No:</b>	2610

Mission:

Coordinate delivery of services in the prevention, reporting, investigation, prosecution and treatment of victims and perpetrators of sensitive crimes.

Description:

To serve as a forum for the coordination of services; assist the County in developing and coordinating policy; conduct studies and make recommendations; propose and analyze legislation and administrative procedures relating to sensitive crimes; recommend procedures to gather, analyze and present statistical data on the incidence of these crimes, and report annually to the County Executive and the Health and Human Needs Committee.

	Actual 2022	Adopted 2023	2022 Carry Forward	Board Transfers	Budget As Modified	2023 YTD	Estimated 2023	Executive Recommended
<b>PROGRAM EXPENDITURES</b>								
Personnel Costs	\$6,040	\$13,000	\$0	\$0	\$13,000	\$955	\$13,000	\$13,000
Operating Expenses	\$0	\$0	\$0	\$0	\$0	\$0	\$0	\$0
Contractual Services	\$0	\$5,000	\$0	\$0	\$5,000	\$0	\$5,000	\$5,000
Operating Capital	\$0	\$0	\$0	\$0	\$0	\$0	\$0	\$0
<b>TOTAL</b>	<b>\$6,040</b>	<b>\$18,000</b>	<b>\$0</b>	<b>\$0</b>	<b>\$18,000</b>	<b>\$955</b>	<b>\$18,000</b>	<b>\$18,000</b>
<b>PROGRAM REVENUE</b>								
Taxes	\$0	\$0	\$0	\$0	\$0	\$0	\$0	\$0
Intergovernmental Revenue	\$0	\$0	\$0	\$0	\$0	\$0	\$0	\$0
Licenses & Permits	\$0	\$0	\$0	\$0	\$0	\$0	\$0	\$0
Fines, Forfeits & Penalties	\$0	\$0	\$0	\$0	\$0	\$0	\$0	\$0
Public Charges for Services	\$0	\$0	\$0	\$0	\$0	\$0	\$0	\$0
Miscellaneous	\$0	\$0	\$0	\$0	\$0	\$0	\$0	\$0
Other Financing Sources	\$0	\$0	\$0	\$0	\$0	\$0	\$0	\$0
<b>TOTAL</b>	<b>\$0</b>	<b>\$0</b>	<b>\$0</b>	<b>\$0</b>	<b>\$0</b>	<b>\$0</b>	<b>\$0</b>	<b>\$0</b>
<b>GPR SUPPORT</b>	<b>\$6,040</b>	<b>\$18,000</b>			<b>\$18,000</b>			<b>\$18,000</b>
<b>F.T.E. STAFF</b>	<b>0.000</b>	<b>0.000</b>					<b>0.000</b>	<b>0.000</b>

Dept: Human Services		54		Fund Name: Human Services					
Prgm: Sensitive Crimes		301/31		Fund No.: 2610					
DI#	2024 Base	Net Decision Items							2024 Adopted Budget
		01	02	03	04	05	06	07	
<b>PROGRAM EXPENDITURES</b>									
Personnel Costs	\$13,000	\$0	\$0	\$0	\$0	\$0	\$0	\$0	\$13,000
Operating Expenses	\$0	\$0	\$0	\$0	\$0	\$0	\$0	\$0	\$0
Contractual Services	\$5,000	\$0	\$0	\$0	\$0	\$0	\$0	\$0	\$5,000
Operating Capital	\$0	\$0	\$0	\$0	\$0	\$0	\$0	\$0	\$0
<b>TOTAL</b>	<b>\$18,000</b>	<b>\$0</b>	<b>\$0</b>	<b>\$0</b>	<b>\$0</b>	<b>\$0</b>	<b>\$0</b>	<b>\$0</b>	<b>\$18,000</b>
<b>PROGRAM REVENUE</b>									
Taxes	\$0	\$0	\$0	\$0	\$0	\$0	\$0	\$0	\$0
Intergovernmental Revenue	\$0	\$0	\$0	\$0	\$0	\$0	\$0	\$0	\$0
Licenses & Permits	\$0	\$0	\$0	\$0	\$0	\$0	\$0	\$0	\$0
Fines, Forfeits & Penalties	\$0	\$0	\$0	\$0	\$0	\$0	\$0	\$0	\$0
Public Charges for Services	\$0	\$0	\$0	\$0	\$0	\$0	\$0	\$0	\$0
Miscellaneous	\$0	\$0	\$0	\$0	\$0	\$0	\$0	\$0	\$0
Other Financing Sources	\$0	\$0	\$0	\$0	\$0	\$0	\$0	\$0	\$0
<b>TOTAL</b>	<b>\$0</b>	<b>\$0</b>	<b>\$0</b>	<b>\$0</b>	<b>\$0</b>	<b>\$0</b>	<b>\$0</b>	<b>\$0</b>	<b>\$0</b>
<b>GPR SUPPORT</b>	<b>\$18,000</b>	<b>\$0</b>	<b>\$0</b>	<b>\$0</b>	<b>\$0</b>	<b>\$0</b>	<b>\$0</b>	<b>\$0</b>	<b>\$18,000</b>
<b>F.T.E. STAFF</b>	<b>0.000</b>	<b>0.000</b>	<b>0.000</b>	<b>0.000</b>	<b>0.000</b>	<b>0.000</b>	<b>0.000</b>	<b>0.000</b>	<b>0.000</b>
<b>NARRATIVE INFORMATION ABOUT DECISION ITEMS</b>							<b>Expenditures</b>	<b>Revenue</b>	<b>GPR Support</b>
<b>2024 BUDGET BASE</b>							\$18,000	\$0	\$18,000
<b>2024 ADOPTED BUDGET</b>							\$18,000	\$0	\$18,000

Dept:	Human Services	54	COUNTY OF DANE			Fund Name:	Human Services	
Prgm:	HS Administration	301/39				Fund No:	2610	
<p><u>Mission:</u> Administration provides policy development, general management, program planning and evaluation, budgeting, fiscal services, information system oversight, and general administrative support for the Department.</p>								
<p><u>Description:</u> The Administrative Unit reports to the Director and is responsible for Department-wide policy and management. Staff functions assure efficient day-to-day operations of the Department. Functions include planning, budgeting, information systems, and overall fiscal and clerical support. The Unit is also responsible for all fiscal contract management, State financial reporting, and collections. Additionally, the Unit includes personnel management oversight, facilities management, equal opportunities oversight, planning and policy coordination for Department staff.</p>								
	Actual 2022	Adopted 2023	2022 Carry Forward	Board Transfers	Budget As Modified	2023 YTD	Estimated 2023	Executive Recommended
<b>PROGRAM EXPENDITURES</b>								
Personnel Costs	\$5,391,443	\$7,057,600	\$0	\$0	\$7,057,600	\$1,780,225	\$7,057,600	\$7,764,800
Operating Expenses	\$4,561,800	\$4,283,207	\$25,000	\$0	\$4,308,207	\$1,151,229	\$4,308,207	\$4,223,893
Contractual Services	\$1,288,978	\$2,026,634	\$114,872	\$0	\$2,141,506	\$272,603	\$2,141,506	\$4,710,458
Operating Capital	\$0	\$0	\$0	\$0	\$0	\$0	\$0	\$0
<b>TOTAL</b>	<b>\$11,242,222</b>	<b>\$13,367,441</b>	<b>\$139,872</b>	<b>\$0</b>	<b>\$13,507,313</b>	<b>\$3,204,057</b>	<b>\$13,507,313</b>	<b>\$16,699,151</b>
<b>PROGRAM REVENUE</b>								
Taxes	\$0	\$0	\$0	\$0	\$0	\$0	\$0	\$0
Intergovernmental Revenue	\$6,765,133	\$7,414,328	\$0	\$0	\$7,414,328	\$258,378	\$7,414,328	\$7,868,791
Licenses & Permits	\$0	\$0	\$0	\$0	\$0	\$0	\$0	\$0
Fines, Forfeits & Penalties	\$0	\$0	\$0	\$0	\$0	\$0	\$0	\$0
Public Charges for Services	\$86,751	\$11,100	\$0	\$0	\$11,100	\$20,454	\$11,100	\$11,100
Miscellaneous	\$148,242	\$13,050	\$0	\$0	\$13,050	\$12,375	\$13,050	\$13,050
Other Financing Sources	\$0	\$0	\$0	\$0	\$0	\$0	\$0	\$0
<b>TOTAL</b>	<b>\$7,000,126</b>	<b>\$7,438,478</b>	<b>\$0</b>	<b>\$0</b>	<b>\$7,438,478</b>	<b>\$291,207</b>	<b>\$7,438,478</b>	<b>\$7,892,941</b>
<b>GPR SUPPORT</b>	<b>\$4,242,097</b>	<b>\$5,928,963</b>			<b>\$6,068,835</b>			<b>\$8,806,210</b>
<b>F.T.E. STAFF</b>	<b>49.000</b>	<b>54.000</b>					<b>54.000</b>	<b>57.000</b>

<b>Dept:</b> Human Services	54	<b>Fund Name:</b> Human Services
<b>Prgm:</b> HS Administration	301/39	<b>Fund No.:</b> 2610

DI#	2024 Base	Net Decision Items							2024 Adopted Budget
		01	02	03	04	05	06	07	
<b>PROGRAM EXPENDITURES</b>									
Personnel Costs	\$7,145,100	\$270,500	\$210,400	\$77,500	\$0	\$0	\$0	\$0	\$7,703,500
Operating Expenses	\$4,283,207	\$0	(\$60,000)	\$0	\$686	\$0	\$0	\$0	\$4,223,893
Contractual Services	\$1,969,203	\$22,200	\$73,000	\$110,000	\$0	\$56,088	\$0	\$0	\$2,230,491
Operating Capital	\$0	\$0	\$0	\$0	\$0	\$0	\$0	\$0	\$0
<b>TOTAL</b>	<b>\$13,397,510</b>	<b>\$292,700</b>	<b>\$223,400</b>	<b>\$187,500</b>	<b>\$686</b>	<b>\$56,088</b>	<b>\$0</b>	<b>\$0</b>	<b>\$14,157,884</b>
<b>PROGRAM REVENUE</b>									
Taxes	\$0	\$0	\$0	\$0	\$0	\$0	\$0	\$0	\$0
Intergovernmental Revenue	\$7,414,328	\$0	\$205,663	\$248,800	\$0	\$0	\$0	\$0	\$7,868,791
Licenses & Permits	\$0	\$0	\$0	\$0	\$0	\$0	\$0	\$0	\$0
Fines, Forfeits & Penalties	\$0	\$0	\$0	\$0	\$0	\$0	\$0	\$0	\$0
Public Charges for Services	\$11,100	\$0	\$0	\$0	\$0	\$0	\$0	\$0	\$11,100
Miscellaneous	\$13,050	\$0	\$0	\$0	\$0	\$0	\$0	\$0	\$13,050
Other Financing Sources	\$0	\$0	\$0	\$0	\$0	\$0	\$0	\$0	\$0
<b>TOTAL</b>	<b>\$7,438,478</b>	<b>\$0</b>	<b>\$205,663</b>	<b>\$248,800</b>	<b>\$0</b>	<b>\$0</b>	<b>\$0</b>	<b>\$0</b>	<b>\$7,892,941</b>
<b>GPR SUPPORT</b>	<b>\$5,959,032</b>	<b>\$292,700</b>	<b>\$17,737</b>	<b>(\$61,300)</b>	<b>\$686</b>	<b>\$56,088</b>	<b>\$0</b>	<b>\$0</b>	<b>\$6,264,943</b>
<b>F.T.E. STAFF</b>	<b>54.000</b>	<b>0.000</b>	<b>2.000</b>	<b>1.000</b>	<b>0.000</b>	<b>0.000</b>	<b>0.000</b>	<b>0.000</b>	<b>57.000</b>

**NARRATIVE INFORMATION ABOUT DECISION ITEMS**

		Expenditures	Revenue	GPR Support
<b>2024 BUDGET BASE</b>		<b>\$13,397,510</b>	<b>\$7,438,478</b>	<b>\$5,959,032</b>
DI #	HUMN-ADMN-1 Personnel Cost Changes	\$0	\$0	\$0
DEPT				
EXEC	Adjust personnel costs to reflect a 4.5% cost of living increase for County employees in 2024. Also, adjust personnel costs to reflect new retirement (WRS) rates and negotiated handbook changes in effect for 2024.	\$292,700	\$0	\$292,700
ADOPTED	Approved as Recommended	\$0	\$0	\$0
NET DI # HUMN-ADMN-1		\$292,700	\$0	\$292,700



Dept: Human Services		54	Fund Name: Human Services		
Prgm: HS Administration		301/39	Fund No.: 2610		
NARRATIVE INFORMATION ABOUT DECISION ITEMS, cont.			Expenditures	Revenues	GPR Support
DI #	HUMN-ADMN-2	Reallocations and Transfers			
DEPT	This decision item reflects reallocation of expenditures and revenues; funding of 1.0 Account Clerk II and 1.0 Accountant; resulting in an expense increase of \$223,400, a revenue increase of \$205,663 for a net GPR increase of \$17,737, which is transferred from DAS for a zero levy impact.		\$223,400	\$205,663	\$17,737
EXEC	Approve as requested. Also, provide \$2,500,000 for the purpose of establishing a purchase of service grant program to support client service provider efforts to recruit and retain service personnel. The funding is to be reallocated to increase base funding to grant recipient agencies. The operating budget resolution establishes a committee for the purpose of allocating the funding.		\$2,500,000	\$0	\$2,500,000
ADOPTED	Reduce expenditures by \$2.5 million and delete the language from 2023 RES-190 that established a committee to allocate the funding.		(\$2,500,000)	\$0	(\$2,500,000)
NET DI # HUMN-ADMN-2			\$223,400	\$205,663	\$17,737
DI #	HUMN-ADMN-3	New Expenditures and/or Revenue Changes			
DEPT	This decision item includes increased revenue where applicable and changes to adjust expense/revenue levels accordingly. A 1.0 Communications Coordinator is requested. This decision item reflects an expense increase of \$248,800, a revenue increase of \$248,800 for a net zero GPR impact.		\$248,800	\$248,800	\$0
EXEC	Approved as Requested		\$0	\$0	\$0
ADOPTED	Decrease expenditures by \$61,300 in the Department of Human Services, Administration division to reflect changing the fill date for the 1.0 FTE Communications Coordinator from January 1 to July 1, 2024.		(\$61,300)	\$0	(\$61,300)
NET DI # HUMN-ADMN-3			\$187,500	\$248,800	(\$61,300)
DI #	HUMN-ADMN-4	Other Changes Impacting Operating			
DEPT	This decision item includes department-wide utility cost reallocations (e.g., internet, phone, utilities) to realign operating funding to program area spending. This decision item reflects an expense increase of \$686, no revenue change for a net GPR increase of \$686.		\$686	\$0	\$686
EXEC	Approved as Requested		\$0	\$0	\$0
ADOPTED	Approved as Recommended		\$0	\$0	\$0
NET DI # HUMN-ADMN-4			\$686	\$0	\$686

<b>Dept:</b>	Human Services	54	<b>Fund Name:</b>	Human Services		
<b>Prgm:</b>	HS Administration	301/39	<b>Fund No.:</b>	2610		
<b>NARRATIVE INFORMATION ABOUT DECISION ITEMS, cont.</b>			<b>Expenditures</b>	<b>Revenues</b>	<b>GPR Support</b>	
DI #	HUMN-ADMN-5	Purchase of Service Provider COLA				
DEPT			\$0	\$0	\$0	
EXEC	Provide a 4.5% Cost of Living Adjustment (COLA) increase to Department of Human Services purchase of service contracts consistent with historic allocation criteria, and additionally allow for Comprehensive Community Service (CCS) provider inclusion with CCS COLA payment pending State of WI Department of Health Services reconciliation revenue.		\$36,055	\$0	\$36,055	
ADOPTED	Increase expenditures by \$1.355M to increase the POS COLA by 2.5% to a total of 7.0%.		\$20,033	\$0	\$20,033	
	NET DI #	HUMN-ADMN-5	\$56,088	\$0	\$56,088	
<b>2024 ADOPTED BUDGET</b>			\$14,157,884	\$7,892,941	\$6,264,943	

Dept:	Human Services	54	COUNTY OF DANE			Fund Name:	Human Services	
Prgm:	DAS Administration	304/40				Fund No:	2610	
<u>Mission:</u>								
To provide supportive community-based services, which enable older adults and people with disabilities to lead safe productive, fulfilling lives.								
<u>Description:</u>								
Plan, develop and manage service systems for assigned target groups, develop and manage service system budgets, develop resources, recommend and manage the contracting process with purchase of service vendors, provide staff supervision to direct service staff, perform clerical and data support functions to meet Division needs, and provide necessary documentation to maximize revenue.								
	Actual 2022	Adopted 2023	2022 Carry Forward	Board Transfers	Budget As Modified	2023 YTD	Estimated 2023	Executive Recommended
<b>PROGRAM EXPENDITURES</b>								
Personnel Costs	\$1,556,923	\$1,610,070	\$0	\$0	\$1,610,070	\$592,337	\$1,610,070	\$1,592,710
Operating Expenses	\$219,917	\$308,213	\$1,211	\$0	\$309,424	\$70,729	\$309,424	\$191,882
Contractual Services	\$321,147	\$365,697	\$0	\$0	\$365,697	\$43,532	\$365,697	\$199,376
Operating Capital	\$0	\$0	\$0	\$0	\$0	\$0	\$0	\$0
<b>TOTAL</b>	<b>\$2,097,987</b>	<b>\$2,283,980</b>	<b>\$1,211</b>	<b>\$0</b>	<b>\$2,285,191</b>	<b>\$706,598</b>	<b>\$2,285,191</b>	<b>\$1,983,968</b>
<b>PROGRAM REVENUE</b>								
Taxes	\$0	\$0	\$0	\$0	\$0	\$0	\$0	\$0
Intergovernmental Revenue	\$5,367,017	\$2,961,616	\$0	\$0	\$2,961,616	\$78,866	\$2,961,616	\$2,443,018
Licenses & Permits	\$0	\$0	\$0	\$0	\$0	\$0	\$0	\$0
Fines, Forfeits & Penalties	\$0	\$0	\$0	\$0	\$0	\$0	\$0	\$0
Public Charges for Services	\$0	\$0	\$0	\$0	\$0	\$0	\$0	\$0
Miscellaneous	\$0	\$0	\$0	\$0	\$0	\$0	\$0	\$0
Other Financing Sources	\$0	\$0	\$0	\$0	\$0	\$0	\$0	\$0
<b>TOTAL</b>	<b>\$5,367,017</b>	<b>\$2,961,616</b>	<b>\$0</b>	<b>\$0</b>	<b>\$2,961,616</b>	<b>\$78,866</b>	<b>\$2,961,616</b>	<b>\$2,443,018</b>
<b>GPR SUPPORT</b>	<b>(\$3,269,030)</b>	<b>(\$677,636)</b>			<b>(\$676,425)</b>			<b>(\$459,050)</b>
<b>F.T.E. STAFF</b>	<b>12.500</b>	<b>11.750</b>					<b>11.750</b>	<b>10.750</b>

<b>Dept:</b> Human Services	54	<b>Fund Name:</b> Human Services
<b>Prgm:</b> DAS Administration	304/40	<b>Fund No.:</b> 2610

DI#	2024 Base	Net Decision Items							2024 Adopted Budget
		01	02	03	04	05	06	07	
<b>PROGRAM EXPENDITURES</b>									
Personnel Costs	\$1,665,800	\$65,300	(\$138,390)	\$0	\$0	\$0	\$0	\$0	\$1,592,710
Operating Expenses	\$308,213	\$0	(\$99,331)	\$0	(\$17,000)	\$0	\$0	\$0	\$191,882
Contractual Services	\$363,097	\$4,500	(\$168,221)	\$0	\$0	\$0	\$0	\$0	\$199,376
Operating Capital	\$0	\$0	\$0	\$0	\$0	\$0	\$0	\$0	\$0
<b>TOTAL</b>	<b>\$2,337,110</b>	<b>\$69,800</b>	<b>(\$405,942)</b>	<b>\$0</b>	<b>(\$17,000)</b>	<b>\$0</b>	<b>\$0</b>	<b>\$0</b>	<b>\$1,983,968</b>
<b>PROGRAM REVENUE</b>									
Taxes	\$0	\$0	\$0	\$0	\$0	\$0	\$0	\$0	\$0
Intergovernmental Revenue	\$2,961,616	\$0	(\$503,598)	\$0	(\$15,000)	\$0	\$0	\$0	\$2,443,018
Licenses & Permits	\$0	\$0	\$0	\$0	\$0	\$0	\$0	\$0	\$0
Fines, Forfeits & Penalties	\$0	\$0	\$0	\$0	\$0	\$0	\$0	\$0	\$0
Public Charges for Services	\$0	\$0	\$0	\$0	\$0	\$0	\$0	\$0	\$0
Miscellaneous	\$0	\$0	\$0	\$0	\$0	\$0	\$0	\$0	\$0
Other Financing Sources	\$0	\$0	\$0	\$0	\$0	\$0	\$0	\$0	\$0
<b>TOTAL</b>	<b>\$2,961,616</b>	<b>\$0</b>	<b>(\$503,598)</b>	<b>\$0</b>	<b>(\$15,000)</b>	<b>\$0</b>	<b>\$0</b>	<b>\$0</b>	<b>\$2,443,018</b>
<b>GPR SUPPORT</b>	<b>(\$624,506)</b>	<b>\$69,800</b>	<b>\$97,656</b>	<b>\$0</b>	<b>(\$2,000)</b>	<b>\$0</b>	<b>\$0</b>	<b>\$0</b>	<b>(\$459,050)</b>
<b>F.T.E. STAFF</b>	<b>11.750</b>	<b>0.000</b>	<b>(1.000)</b>	<b>0.000</b>	<b>0.000</b>	<b>0.000</b>	<b>0.000</b>	<b>0.000</b>	<b>10.750</b>

**NARRATIVE INFORMATION ABOUT DECISION ITEMS**

		Expenditures	Revenue	GPR Support
<b>2024 BUDGET BASE</b>		\$2,337,110	\$2,961,616	(\$624,506)
DI #	HUMN-AADM-1 Personnel Cost Changes	\$0	\$0	\$0
DEPT				
EXEC	Adjust personnel costs to reflect a 4.5% cost of living increase for County employees in 2024. Also, adjust personnel costs to reflect new retirement (WRS) rates and negotiated handbook changes in effect for 2024.	\$69,800	\$0	\$69,800
ADOPTED	Approved as Recommended	\$0	\$0	\$0
<b>NET DI # HUMN-AADM-1</b>		<b>\$69,800</b>	<b>\$0</b>	<b>\$69,800</b>

Dept:	Human Services	54	Fund Name:	Human Services	
Prgm:	DAS Administration	304/40	Fund No.:	2610	
NARRATIVE INFORMATION ABOUT DECISION ITEMS, cont.			Expenditures	Revenues	GPR Support
DI #	HUMN-AADM-2	Reallocations and Transfers			
DEPT	This decision item reflects reallocation of expenditures and revenues. Positions #977 Clerk I-II and #3362 Admin Assistant I reallocated to Behavioral Health (BH) division and position #3399 Admin Assistant I reallocated from BH to this program. This decision item reflects an expense decrease of (\$405,942), a revenue decrease of (\$503,598) for a net \$97,656 GPR increase.		(\$405,942)	(\$503,598)	\$97,656
EXEC	Approved as Requested		\$0	\$0	\$0
ADOPTED	Approved as Recommended		\$0	\$0	\$0
NET DI # HUMN-AADM-2			(\$405,942)	(\$503,598)	\$97,656
DI #	HUMN-AADM-3	There is no Decision Item			
DEPT			\$0	\$0	\$0
EXEC			\$0	\$0	\$0
ADOPTED			\$0	\$0	\$0
NET DI # HUMN-AADM-3			\$0	\$0	\$0
DI #	HUMN-AADM-4	Other Changes Impacting Operating			
DEPT	This decision item includes department-wide utility cost reallocations (e.g., internet, phone, utilities) to realign operating funding to program area spending. This decision item reflects an expense decrease of (\$17,000), a revenue decrease of (\$15,000) for a net GPR decrease of (\$2,000).		(\$17,000)	(\$15,000)	(\$2,000)
EXEC	Approved as Requested		\$0	\$0	\$0
ADOPTED	Approved as Recommended		\$0	\$0	\$0
NET DI # HUMN-AADM-4			(\$17,000)	(\$15,000)	(\$2,000)
<b>2024 ADOPTED BUDGET</b>			<b>\$1,983,968</b>	<b>\$2,443,018</b>	<b>(\$459,050)</b>

<b>Dept:</b>	Human Services	54	<b>COUNTY OF DANE</b>	<b>Fund Name:</b>	Human Services
<b>Prgm:</b>	DAS Area Agency on Aging	304/41		<b>Fund No:</b>	2610

Mission:

- The mission of the Area Agency on Aging of Dane County is to:
- Advocate for older adults to enable them to maintain full potential and enhance their quality of life;
  - Affirm the dignity and value of older adults by supporting their choices for living in and giving to our community;
  - Create and promote opportunities for communication among the entire community.

Description:

Pursuant to the Federal Older Americans Act, the Wisconsin Elders Act, and in cooperation with the Area Agency on Aging Board, staff provide and purchase the following: senior nutrition program, case management services, transportation, elder benefit specialist services, volunteer opportunities, and supports for caregivers of elders and for older adults who are primary caregivers of minor aged family members. AAA also conducts ongoing assessments of service system capacity and gaps, develops a three year County Aging Plan including initiatives consistent with identified needs and gaps. AAA coordinates services offered by Dane County and community agencies, prepares and submits reports required by various bodies, and promotes/coordinates working alliances with public and private sectors to increase awareness of aging programs and major issues facing older people. As the proportion of older adults in the population continues to increase, long range planning, including resource development to meet future needs, is a critical component of the work of the Area Agency on Aging.

	Actual 2022	Adopted 2023	2022 Carry Forward	Board Transfers	Budget As Modified	2023 YTD	Estimated 2023	Executive Recommended
<b>PROGRAM EXPENDITURES</b>								
Personnel Costs	\$613,695	\$809,000	\$0	\$0	\$809,000	\$228,570	\$809,000	\$862,700
Operating Expenses	\$90,696	\$66,184	\$0	\$0	\$66,184	\$19,842	\$66,184	\$68,406
Contractual Services	\$4,099,083	\$4,955,735	\$0	\$0	\$4,955,735	\$1,280,943	\$4,955,735	\$6,061,203
Operating Capital	\$0	\$0	\$0	\$0	\$0	\$0	\$0	\$0
<b>TOTAL</b>	<b>\$4,803,474</b>	<b>\$5,830,919</b>	<b>\$0</b>	<b>\$0</b>	<b>\$5,830,919</b>	<b>\$1,529,354</b>	<b>\$5,830,919</b>	<b>\$6,992,309</b>
<b>PROGRAM REVENUE</b>								
Taxes	\$0	\$0	\$0	\$0	\$0	\$0	\$0	\$0
Intergovernmental Revenue	\$2,032,317	\$2,448,381	\$0	\$0	\$2,448,381	\$56,969	\$2,448,381	\$2,408,777
Licenses & Permits	\$0	\$0	\$0	\$0	\$0	\$0	\$0	\$0
Fines, Forfeits & Penalties	\$0	\$0	\$0	\$0	\$0	\$0	\$0	\$0
Public Charges for Services	\$495,191	\$382,375	\$0	\$0	\$382,375	\$116,212	\$382,375	\$457,193
Miscellaneous	\$0	\$0	\$0	\$0	\$0	\$0	\$0	\$0
Other Financing Sources	\$0	\$0	\$0	\$0	\$0	\$0	\$0	\$0
<b>TOTAL</b>	<b>\$2,527,508</b>	<b>\$2,830,756</b>	<b>\$0</b>	<b>\$0</b>	<b>\$2,830,756</b>	<b>\$173,181</b>	<b>\$2,830,756</b>	<b>\$2,865,970</b>
<b>GPR SUPPORT</b>	<b>\$2,275,966</b>	<b>\$3,000,163</b>			<b>\$3,000,163</b>			<b>\$4,126,339</b>
<b>F.T.E. STAFF</b>	<b>6.000</b>	<b>7.000</b>					<b>7.000</b>	<b>7.000</b>

Dept: Human Services		54							Fund Name: Human Services	
Prgm: DAS Area Agency on Aging		304/41							Fund No.: 2610	
DI#	2024 Base	Net Decision Items							2024 Adopted Budget	
		01	02	03	04	05	06	07		
<b>PROGRAM EXPENDITURES</b>										
Personnel Costs	\$833,900	\$0	\$0	\$0	\$0	\$28,800	\$0	\$0	\$862,700	
Operating Expenses	\$66,184	\$0	\$1,222	\$0	\$1,000	\$0	\$0	\$0	\$68,406	
Contractual Services	\$4,955,735	\$913,354	(\$14,852)	\$77,559	\$0	\$0	\$196,723	\$0	\$6,128,519	
Operating Capital	\$0	\$0	\$0	\$0	\$0	\$0	\$0	\$0	\$0	
<b>TOTAL</b>	<b>\$5,855,819</b>	<b>\$913,354</b>	<b>(\$13,630)</b>	<b>\$77,559</b>	<b>\$1,000</b>	<b>\$28,800</b>	<b>\$196,723</b>	<b>\$0</b>	<b>\$7,059,625</b>	
<b>PROGRAM REVENUE</b>										
Taxes	\$0	\$0	\$0	\$0	\$0	\$0	\$0	\$0	\$0	
Intergovernmental Revenue	\$2,448,381	(\$42,183)	\$4,107	(\$1,528)	\$0	\$0	\$0	\$0	\$2,408,777	
Licenses & Permits	\$0	\$0	\$0	\$0	\$0	\$0	\$0	\$0	\$0	
Fines, Forfeits & Penalties	\$0	\$0	\$0	\$0	\$0	\$0	\$0	\$0	\$0	
Public Charges for Services	\$382,375	\$74,818	\$0	\$0	\$0	\$0	\$0	\$0	\$457,193	
Miscellaneous	\$0	\$0	\$0	\$0	\$0	\$0	\$0	\$0	\$0	
Other Financing Sources	\$0	\$0	\$0	\$0	\$0	\$0	\$0	\$0	\$0	
<b>TOTAL</b>	<b>\$2,830,756</b>	<b>\$32,635</b>	<b>\$4,107</b>	<b>(\$1,528)</b>	<b>\$0</b>	<b>\$0</b>	<b>\$0</b>	<b>\$0</b>	<b>\$2,865,970</b>	
<b>GPR SUPPORT</b>	<b>\$3,025,063</b>	<b>\$880,719</b>	<b>(\$17,737)</b>	<b>\$79,087</b>	<b>\$1,000</b>	<b>\$28,800</b>	<b>\$196,723</b>	<b>\$0</b>	<b>\$4,193,655</b>	
<b>F.T.E. STAFF</b>	<b>7.000</b>	<b>0.000</b>	<b>0.000</b>	<b>0.000</b>	<b>0.000</b>	<b>0.000</b>	<b>0.000</b>	<b>0.000</b>	<b>7.000</b>	
<b>NARRATIVE INFORMATION ABOUT DECISION ITEMS</b>							<b>Expenditures</b>	<b>Revenue</b>	<b>GPR Support</b>	
<b>2024 BUDGET BASE</b>							\$5,855,819	\$2,830,756	\$3,025,063	
DI #	HUMN-AAGE-1 Contractually Obligated Changes									
DEPT	This decision item reflects contractually obligated increases or decreases to current contract levels, including changes due to grant drop-offs and RFP changes. This decision item reflects an expense increase of \$676,190, a revenue increase of \$32,635 for a net GPR increase of \$643,555.						\$676,190	\$32,635	\$643,555	
EXEC	Approve as requested. Also, provide increased funding in the amount of \$237,164 for the purpose increasing AAA - Focal Point case management staff hours.						\$237,164	\$0	\$237,164	
ADOPTED	Approved as Recommended						\$0	\$0	\$0	
<b>NET DI # HUMN-AAGE-1</b>							<b>\$913,354</b>	<b>\$32,635</b>	<b>\$880,719</b>	

Dept:		Human Services	54	Fund Name:		Human Services
Prgm:		DAS Area Agency on Aging	304/41	Fund No.:		2610
NARRATIVE INFORMATION ABOUT DECISION ITEMS, cont.				Expenditures	Revenues	GPR Support
DI #	HUMN-AAGE-2	Reallocations and Transfers				
DEPT	This decision item reflects reallocation of expenditures and revenues. This decision item reflects an expense decrease of (\$13,630), a revenue decrease of (\$4,107) for a net GPR decrease of (\$17,737).			(\$13,630)	\$4,107	(\$17,737)
EXEC	Approved as Requested			\$0	\$0	\$0
ADOPTED	Approved as Recommended			\$0	\$0	\$0
NET DI # HUMN-AAGE-2				(\$13,630)	\$4,107	(\$17,737)
DI #	HUMN-AAGE-3	New Expenditures and/or Revenue Changes				
DEPT	This decision item includes increased revenue where applicable and changes to adjust expense/revenue levels accordingly. This decision item reflects an expense increase of \$77,559, a revenue decrease of (\$1,528) for a net GPR increase of \$79,087.			\$77,559	(\$1,528)	\$79,087
EXEC				\$0	\$0	\$0
ADOPTED	Approved as Recommended			\$0	\$0	\$0
NET DI # HUMN-AAGE-3				\$77,559	(\$1,528)	\$79,087
DI #	HUMN-AAGE-4	Other Changes Impacting Operating				
DEPT	This decision item includes department-wide utility cost reallocations (e.g., internet, phone, utilities) to realign operating funding to program area spending. This decision item reflects an expense increase of \$1,000, no revenue change for a net GPR increase of \$1,000.			\$1,000	\$0	\$1,000
EXEC	Approved as Requested			\$0	\$0	\$0
ADOPTED	Approved as Recommended			\$0	\$0	\$0
NET DI # HUMN-AAGE-4				\$1,000	\$0	\$1,000



Dept:		Human Services	54	Fund Name:		Human Services
Prgm:		DAS Area Agency on Aging	304/41	Fund No.:		2610
NARRATIVE INFORMATION ABOUT DECISION ITEMS, cont.				Expenditures	Revenues	GPR Support
DI #	HUMN-AAGE-5	Personnel Cost Changes				
DEPT				\$0	\$0	\$0
EXEC		Adjust personnel costs to reflect a 4.5% cost of living increase for County employees in 2024. Also, adjust personnel costs to reflect new retirement (WRS) rates and negotiated handbook changes in effect for 2024.		\$28,800	\$0	\$28,800
ADOPTED		Approved as Recommended		\$0	\$0	\$0
		NET DI #	HUMN-AAGE-5	\$28,800	\$0	\$28,800
DI #	HUMN-AAGE-6	Purchase of Service Provider COLA				
DEPT				\$0	\$0	\$0
EXEC		Provide a 4.5% Cost of Living Adjustment (COLA) increase to Department of Human Services purchase of service contracts consistent with historic allocation criteria, and additionally allow for Comprehensive Community Service (CCS) provider inclusion with CCS COLA payment pending State of WI Department of Health Services reconciliation revenue.		\$129,407	\$0	\$129,407
ADOPTED		Increase expenditures by \$1.355M to increase the POS COLA by 2.5% to a total of 7.0%.		\$67,316	\$0	\$67,316
		NET DI #	HUMN-AAGE-6	\$196,723	\$0	\$196,723
<b>2024 ADOPTED BUDGET</b>				\$7,059,625	\$2,865,970	\$4,193,655

<b>Dept:</b>	Human Services	54	<b>COUNTY OF DANE</b>	<b>Fund Name:</b>	Human Services
<b>Prgrm:</b>	DAS Aging & Disability Resource Center	304/42		<b>Fund No:</b>	2610

Mission:  
 The Mission of the ADRC is to support seniors, adults with disabilities, their families and caregivers by providing useful information, assistance and education on community resources, services and long term care options and by serving as the single entry point for publicly funded long term care services while at all times respecting the rights, dignity and preference of the individual.

Description:  
 The ADRC welcomes the whole community to an attractive, accessible, non-threatening facility. The ADRC serves older adults and people with disabilities, regardless of their income, health condition and long term care needs. Among its services are information and assistance, counseling regarding long term care options, eligibility screening, benefits specialist services, transition services for youth approaching age 18, and wellness/prevention programming. The ADRC provides reliable and objective information about a broad range of community resources of interest to older adults and people with disabilities. It enables people to make informed, cost-effective decisions about long term care and strives to delay or prevent the need for long term care services and/or public funding for them. ADRC staff complete the long term care functional screen to determine eligibility for long term care programs in the County. ADRC staff enroll customers in the Family Care, IRIS (Include, Respect, I Self-Direct) and Partnership Programs. The ADRC identifies people at risk and with needs and connects them to needed services. To assess whether callers' needs have been met, the ADRC makes follow up contacts with individuals and conducts other quality assurance activities. The ADRC seeks and implements grant funded programs consistent with the ADRC's mission.

	Actual 2022	Adopted 2023	2022 Carry Forward	Board Transfers	Budget As Modified	2023 YTD	Estimated 2023	Executive Recommended
<b>PROGRAM EXPENDITURES</b>								
Personnel Costs	\$4,884,448	\$5,577,300	\$0	\$0	\$5,577,300	\$1,549,755	\$5,577,300	\$6,606,600
Operating Expenses	\$269,998	\$389,621	\$5,532	\$0	\$395,153	\$109,163	\$395,153	\$389,621
Contractual Services	\$105,847	\$73,250	\$0	\$0	\$73,250	\$6,079	\$73,250	\$73,250
Operating Capital	\$0	\$0	\$0	\$0	\$0	\$0	\$0	\$0
<b>TOTAL</b>	<b>\$5,260,293</b>	<b>\$6,040,171</b>	<b>\$5,532</b>	<b>\$0</b>	<b>\$6,045,703</b>	<b>\$1,664,997</b>	<b>\$6,045,703</b>	<b>\$7,069,471</b>
<b>PROGRAM REVENUE</b>								
Taxes	\$0	\$0	\$0	\$0	\$0	\$0	\$0	\$0
Intergovernmental Revenue	\$5,724,737	\$6,039,171	\$0	\$0	\$6,039,171	\$0	\$6,039,171	\$7,068,471
Licenses & Permits	\$0	\$0	\$0	\$0	\$0	\$0	\$0	\$0
Fines, Forfeits & Penalties	\$0	\$0	\$0	\$0	\$0	\$0	\$0	\$0
Public Charges for Services	\$3,500	\$1,000	\$0	\$0	\$1,000	\$0	\$1,000	\$1,000
Miscellaneous	\$0	\$0	\$0	\$0	\$0	\$0	\$0	\$0
Other Financing Sources	\$0	\$0	\$0	\$0	\$0	\$0	\$0	\$0
<b>TOTAL</b>	<b>\$5,728,237</b>	<b>\$6,040,171</b>	<b>\$0</b>	<b>\$0</b>	<b>\$6,040,171</b>	<b>\$0</b>	<b>\$6,040,171</b>	<b>\$7,069,471</b>
<b>GPR SUPPORT</b>	<b>(\$467,945)</b>	<b>\$0</b>			<b>\$5,532</b>			<b>\$0</b>
<b>F.T.E. STAFF</b>	<b>46.000</b>	<b>47.500</b>					<b>47.500</b>	<b>54.000</b>

Dept: Human Services		54		Fund Name: Human Services					
Prgm: DAS Aging & Disability Resource Center		304/42		Fund No.: 2610					
DI#	2024 Base	Net Decision Items							2024 Adopted Budget
		01	02	03	04	05	06	07	
<b>PROGRAM EXPENDITURES</b>									
Personnel Costs	\$5,764,600	\$219,700	\$0	\$622,300	\$0	\$0	\$0	\$0	\$6,606,600
Operating Expenses	\$389,621	\$0	\$0	\$0	\$0	\$0	\$0	\$0	\$389,621
Contractual Services	\$73,250	\$0	\$0	\$0	\$0	\$0	\$0	\$0	\$73,250
Operating Capital	\$0	\$0	\$0	\$0	\$0	\$0	\$0	\$0	\$0
<b>TOTAL</b>	<b>\$6,227,471</b>	<b>\$219,700</b>	<b>\$0</b>	<b>\$622,300</b>	<b>\$0</b>	<b>\$0</b>	<b>\$0</b>	<b>\$0</b>	<b>\$7,069,471</b>
<b>PROGRAM REVENUE</b>									
Taxes	\$0	\$0	\$0	\$0	\$0	\$0	\$0	\$0	\$0
Intergovernmental Revenue	\$6,226,471	\$219,700	\$0	\$622,300	\$0	\$0	\$0	\$0	\$7,068,471
Licenses & Permits	\$0	\$0	\$0	\$0	\$0	\$0	\$0	\$0	\$0
Fines, Forfeits & Penalties	\$0	\$0	\$0	\$0	\$0	\$0	\$0	\$0	\$0
Public Charges for Services	\$1,000	\$0	\$0	\$0	\$0	\$0	\$0	\$0	\$1,000
Miscellaneous	\$0	\$0	\$0	\$0	\$0	\$0	\$0	\$0	\$0
Other Financing Sources	\$0	\$0	\$0	\$0	\$0	\$0	\$0	\$0	\$0
<b>TOTAL</b>	<b>\$6,227,471</b>	<b>\$219,700</b>	<b>\$0</b>	<b>\$622,300</b>	<b>\$0</b>	<b>\$0</b>	<b>\$0</b>	<b>\$0</b>	<b>\$7,069,471</b>
GPR SUPPORT	\$0	\$0	\$0	\$0	\$0	\$0	\$0	\$0	\$0
F.T.E. STAFF	47.500	0.000	0.000	6.500	0.000	0.000	0.000	0.000	54.000
<b>NARRATIVE INFORMATION ABOUT DECISION ITEMS</b>							Expenditures	Revenue	GPR Support
<b>2024 BUDGET BASE</b>							\$6,227,471	\$6,227,471	\$0
DI #	HUMN-ADRC-1	Personnel Cost Changes					\$0	\$0	\$0
DEPT									
EXEC	Adjust personnel costs to reflect a 4.5% cost of living increase for County employees in 2024. Also, adjust personnel costs to reflect new retirement (WRS) rates and negotiated handbook changes in effect for 2024.					\$219,700	\$219,700	\$0	
ADOPTED	Approved as Recommended					\$0	\$0	\$0	
NET DI # HUMN-ADRC-1							\$219,700	\$219,700	\$0

Dept:		Human Services	54	Fund Name:		Human Services
Prgm:		DAS Aging & Disability Resource Center	304/42	Fund No.:		2610
NARRATIVE INFORMATION ABOUT DECISION ITEMS, cont.				Expenditures	Revenues	GPR Support
DI #	HUMN-ADRC-2	There is no Decision Item				
DEPT				\$0	\$0	\$0
EXEC				\$0	\$0	\$0
ADOPTED				\$0	\$0	\$0
		NET DI #	HUMN-ADRC-2	\$0	\$0	\$0
DI #	HUMN-ADRC-3	New Expenditures and/or Revenue Changes				
DEPT		This decision item includes increased revenue where applicable and changes to adjust expense/revenue levels accordingly. New positions funded with offsetting revenue include 0.5 FTE Independent Living Support Supervisor and 6.0 FTE Care Coordinators resulting from resolution. This decision items reflects an expense increase of \$622,300 and revenue increase of \$622,300 for a net zero GPR impact.		\$622,300	\$622,300	\$0
EXEC		Approved as Requested		\$0	\$0	\$0
ADOPTED		Approved as Recommended		\$0	\$0	\$0
		NET DI #	HUMN-ADRC-3	\$622,300	\$622,300	\$0
<b>2024 ADOPTED BUDGET</b>				\$7,069,471	\$7,069,471	\$0

Dept:	Human Services	54	COUNTY OF DANE			Fund Name:	Human Services	
Prgm:	DAS Adult Protective Services	304/43				Fund No:	2610	
<u>Mission:</u>								
To improve the safety and independence of vulnerable adults who are victims of financial exploitation, abuse, neglect, or self-neglect.								
<u>Description:</u>								
The Adult Protective Services Program is responsible for receiving reports from the community alleging abuse, neglect, self-neglect, or financial exploitation of vulnerable adults. The program investigates reports and intervenes when necessary to protect vulnerable adults. This intervention can include prompting court action to establish or maintain protection for elderly or disabled adults who are in need. Activities in this unit are guided by sections of the State Statutes that include Elder Abuse Reporting System as set forth in ss. 46.90, Guardianships and Conservatorships as set forth in Chapter 54, and Protective Service System as set forth in Chapter 55. This unit manages services such as supportive home care and adult day care that provide support to seniors and other vulnerable adults so they may remain in the community. This unit also provides referrals to resources that will serve to support and maintain certain adults in the community.								
	Actual 2022	Adopted 2023	2022 Carry Forward	Board Transfers	Budget As Modified	2023 YTD	Estimated 2023	Executive Recommended
<b>PROGRAM EXPENDITURES</b>								
Personnel Costs	\$1,956,205	\$2,402,600	\$0	\$0	\$2,402,600	\$626,789	\$2,402,600	\$2,932,800
Operating Expenses	\$22,893	\$97,400	\$0	\$0	\$97,400	\$3,777	\$97,400	\$197,354
Contractual Services	\$1,370,277	\$1,258,575	\$0	\$0	\$1,258,575	\$290,622	\$1,258,575	\$1,116,580
Operating Capital	\$0	\$0	\$0	\$0	\$0	\$0	\$0	\$0
<b>TOTAL</b>	<b>\$3,349,374</b>	<b>\$3,758,575</b>	<b>\$0</b>	<b>\$0</b>	<b>\$3,758,575</b>	<b>\$921,188</b>	<b>\$3,758,575</b>	<b>\$4,246,734</b>
<b>PROGRAM REVENUE</b>								
Taxes	\$0	\$0	\$0	\$0	\$0	\$0	\$0	\$0
Intergovernmental Revenue	\$2,301,118	\$2,445,328	\$0	\$0	\$2,445,328	\$91,737	\$2,445,328	\$2,557,010
Licenses & Permits	\$0	\$0	\$0	\$0	\$0	\$0	\$0	\$0
Fines, Forfeits & Penalties	\$0	\$0	\$0	\$0	\$0	\$0	\$0	\$0
Public Charges for Services	\$400	\$7,200	\$0	\$0	\$7,200	\$0	\$7,200	\$3,000
Miscellaneous	\$0	\$0	\$0	\$0	\$0	\$0	\$0	\$0
Other Financing Sources	\$0	\$0	\$0	\$0	\$0	\$0	\$0	\$0
<b>TOTAL</b>	<b>\$2,301,518</b>	<b>\$2,452,528</b>	<b>\$0</b>	<b>\$0</b>	<b>\$2,452,528</b>	<b>\$91,737</b>	<b>\$2,452,528</b>	<b>\$2,560,010</b>
<b>GPR SUPPORT</b>	<b>\$1,047,856</b>	<b>\$1,306,047</b>			<b>\$1,306,047</b>			<b>\$1,686,724</b>
<b>F.T.E. STAFF</b>	<b>17.000</b>	<b>19.000</b>					<b>19.000</b>	<b>21.000</b>

<b>Dept:</b> Human Services	54	<b>Fund Name:</b> Human Services
<b>Prgm:</b> DAS Adult Protective Services	304/43	<b>Fund No.:</b> 2610

DI#	2024 Base	Net Decision Items							2024 Adopted Budget
		01	02	03	04	05	06	07	
<b>PROGRAM EXPENDITURES</b>									
Personnel Costs	\$2,526,500	\$0	\$151,100	\$50,200	\$205,000	\$0	\$0	\$0	\$2,932,800
Operating Expenses	\$97,400	\$0	\$0	\$99,954	\$0	\$0	\$0	\$0	\$197,354
Contractual Services	\$1,258,575	(\$57,472)	(\$155,936)	\$49,800	\$0	\$33,567	\$0	\$0	\$1,128,534
Operating Capital	\$0	\$0	\$0	\$0	\$0	\$0	\$0	\$0	\$0
<b>TOTAL</b>	<b>\$3,882,475</b>	<b>(\$57,472)</b>	<b>(\$4,836)</b>	<b>\$199,954</b>	<b>\$205,000</b>	<b>\$33,567</b>	<b>\$0</b>	<b>\$0</b>	<b>\$4,258,688</b>
<b>PROGRAM REVENUE</b>									
Taxes	\$0	\$0	\$0	\$0	\$0	\$0	\$0	\$0	\$0
Intergovernmental Revenue	\$2,445,328	(\$92,472)	\$0	\$204,154	\$0	\$0	\$0	\$0	\$2,557,010
Licenses & Permits	\$0	\$0	\$0	\$0	\$0	\$0	\$0	\$0	\$0
Fines, Forfeits & Penalties	\$0	\$0	\$0	\$0	\$0	\$0	\$0	\$0	\$0
Public Charges for Services	\$7,200	\$0	\$0	(\$4,200)	\$0	\$0	\$0	\$0	\$3,000
Miscellaneous	\$0	\$0	\$0	\$0	\$0	\$0	\$0	\$0	\$0
Other Financing Sources	\$0	\$0	\$0	\$0	\$0	\$0	\$0	\$0	\$0
<b>TOTAL</b>	<b>\$2,452,528</b>	<b>(\$92,472)</b>	<b>\$0</b>	<b>\$199,954</b>	<b>\$0</b>	<b>\$0</b>	<b>\$0</b>	<b>\$0</b>	<b>\$2,560,010</b>
<b>GPR SUPPORT</b>	<b>\$1,429,947</b>	<b>\$35,000</b>	<b>(\$4,836)</b>	<b>\$0</b>	<b>\$205,000</b>	<b>\$33,567</b>	<b>\$0</b>	<b>\$0</b>	<b>\$1,698,678</b>
<b>F.T.E. STAFF</b>	<b>19.000</b>	<b>0.000</b>	<b>1.500</b>	<b>0.500</b>	<b>0.000</b>	<b>0.000</b>	<b>0.000</b>	<b>0.000</b>	<b>21.000</b>

**NARRATIVE INFORMATION ABOUT DECISION ITEMS**

		Expenditures	Revenue	GPR Support
<b>2024 BUDGET BASE</b>		\$3,882,475	\$2,452,528	\$1,429,947
DI #	HUMN-ADPS-1 Contractually Obligated Changes			
DEPT	This decision item reflects contractually obligated increases or decreases to current contract levels, including changes due to grant drop-offs and RFP changes. This decision item reflects an expense decrease of (\$92,472), a revenue decrease of (\$92,472) for a net zero GPR impact.	(\$92,472)	(\$92,472)	\$0
EXEC	Approve as requested. Also, provide \$35,000 contract support to fund the AgeBetter Safe at Home Program.	\$35,000	\$0	\$35,000
ADOPTED	Approved as Recommended	\$0	\$0	\$0
<b>NET DI # HUMN-ADPS-1</b>		<b>(\$57,472)</b>	<b>(\$92,472)</b>	<b>\$35,000</b>

Dept:		Human Services	54	Fund Name:		Human Services
Prgm:		DAS Adult Protective Services	304/43	Fund No.:		2610
NARRATIVE INFORMATION ABOUT DECISION ITEMS, cont.				Expenditures	Revenues	GPR Support
DI #	HUMN-ADPS-2	Reallocation and Transfers				
DEPT	This decision item reflects reallocation of expenditures and revenues resulting in a 0.5 FTE increase to position #3477 Dementia Care Specialist and an additional 1.0 FTE Social Worker. This decision item reflects an expense decrease of (\$4,836), no revenue change for a net GPR decrease of (\$4,836).			(\$4,836)	\$0	(\$4,836)
EXEC	Approved as Requested			\$0	\$0	\$0
ADOPTED	Approved as Recommended			\$0	\$0	\$0
NET DI # HUMN-ADPS-2				(\$4,836)	\$0	(\$4,836)
DI #	HUMN-ADPS-3	New Expenditures and/or Revenue Changes				
DEPT	This decision item includes increased revenue where applicable and changes to adjust expense/revenue levels accordingly. This recognizes the addition via resolution of a 0.5 FTE Dementia Support Specialist funded with offsetting revenue. This decision item reflects an expense increase of \$199,954, a revenue increase of \$199,954 for a net zero GPR impact.			\$199,954	\$199,954	\$0
EXEC	Approved as Requested			\$0	\$0	\$0
ADOPTED	Approved as Recommended			\$0	\$0	\$0
NET DI # HUMN-ADPS-3				\$199,954	\$199,954	\$0
DI #	HUMN-ADPS-4	Personnel Cost Changes				
DEPT				\$0	\$0	\$0
EXEC	Adjust personnel costs to reflect a 4.5% cost of living increase for County employees in 2024. Also, adjust personnel costs to reflect new retirement (WRS) rates and negotiated handbook changes in effect for 2024.			\$205,000	\$0	\$205,000
ADOPTED	Approved as Recommended			\$0	\$0	\$0
NET DI # HUMN-ADPS-4				\$205,000	\$0	\$205,000

<b>Dept:</b>	Human Services	54	<b>Fund Name:</b>	Human Services		
<b>Prgm:</b>	DAS Adult Protective Services	304/43	<b>Fund No.:</b>	2610		
<b>NARRATIVE INFORMATION ABOUT DECISION ITEMS, cont.</b>			<b>Expenditures</b>	<b>Revenues</b>	<b>GPR Support</b>	
DI #	HUMN-ADPS-5	Purchase of Service Provider COLA				
DEPT			\$0	\$0	\$0	
EXEC	Provide a 4.5% Cost of Living Adjustment (COLA) increase to Department of Human Services purchase of service contracts consistent with historic allocation criteria, and additionally allow for Comprehensive Community Service (CCS) provider inclusion with CCS COLA payment pending State of WI Department of Health Services reconciliation revenue.		\$21,613	\$0	\$21,613	
ADOPTED	Increase expenditures by \$1.355M to increase the POS COLA by 2.5% to a total of 7.0%.		\$11,954	\$0	\$11,954	
	NET DI #	HUMN-ADPS-5	\$33,567	\$0	\$33,567	
<b>2024 ADOPTED BUDGET</b>			\$4,258,688	\$2,560,010	\$1,698,678	



Dept:	Human Services	54	COUNTY OF DANE			Fund Name:	Human Services	
Prgm:	DAS Disability Services	304/44				Fund No:	2610	
<u>Mission:</u>								
To provide proactive support services for families raising a child with an intellectual or developmental disability.								
<u>Description:</u>								
Disability Services is responsible for carrying out the Birth to Three and Children's Long Term Support Programs, consistent with State statutes and funding regulations. In carrying out those programs, this unit does the following: offers public information and referral; determines eligibility for services; assesses family-based strengths and needs; creates and contracts for community-based support services; develops or contributes to family support plans; manages waiting lists; provides case management; procures and maximizes generic and specialized funding sources; evaluates ongoing effectiveness of services; coordinates service with other funding/government entities; provides specialized services for children with autism; and provides state mandated early intervention (Birth to Three) services. This Unit provides proactive intervention to develop complex care plans and to prevent institutional placement for certain adults in the community and coordinates discharge planning for individuals to return to the community from an institutional placement. This unit coordinates transportation needs across multiple Managed Care Organizations and IRIS Consulting Agencies, and prepares transitioning youth for sustainable employment as adults.								
	Actual 2022	Adopted 2023	2022 Carry Forward	Board Transfers	Budget As Modified	2023 YTD	Estimated 2023	Executive Recommended
<b>PROGRAM EXPENDITURES</b>								
Personnel Costs	\$2,082,913	\$3,014,700	\$0	\$0	\$3,014,700	\$682,664	\$3,014,700	\$3,772,900
Operating Expenses	\$0	\$0	\$0	\$0	\$0	\$0	\$0	\$0
Contractual Services	\$26,279,190	\$25,583,979	\$134,794	\$81,875	\$25,800,648	\$1,627,745	\$25,800,648	\$27,167,153
Operating Capital	\$0	\$0	\$0	\$0	\$0	\$0	\$0	\$0
<b>TOTAL</b>	<b>\$28,362,103</b>	<b>\$28,598,679</b>	<b>\$134,794</b>	<b>\$81,875</b>	<b>\$28,815,348</b>	<b>\$2,310,408</b>	<b>\$28,815,348</b>	<b>\$30,940,053</b>
<b>PROGRAM REVENUE</b>								
Taxes	\$0	\$0	\$0	\$0	\$0	\$0	\$0	\$0
Intergovernmental Revenue	\$25,586,262	\$24,272,726	\$55,000	\$81,875	\$24,409,601	\$134,464	\$24,409,601	\$25,724,501
Licenses & Permits	\$0	\$0	\$0	\$0	\$0	\$0	\$0	\$0
Fines, Forfeits & Penalties	\$0	\$0	\$0	\$0	\$0	\$0	\$0	\$0
Public Charges for Services	\$915,232	\$878,143	\$0	\$0	\$878,143	\$66,668	\$878,143	\$948,343
Miscellaneous	\$0	\$0	\$0	\$0	\$0	\$0	\$0	\$0
Other Financing Sources	\$0	\$0	\$0	\$0	\$0	\$0	\$0	\$0
<b>TOTAL</b>	<b>\$26,501,494</b>	<b>\$25,150,869</b>	<b>\$55,000</b>	<b>\$81,875</b>	<b>\$25,287,744</b>	<b>\$201,133</b>	<b>\$25,287,744</b>	<b>\$26,672,844</b>
<b>GPR SUPPORT</b>	<b>\$1,860,609</b>	<b>\$3,447,810</b>			<b>\$3,527,604</b>			<b>\$4,267,209</b>
<b>F.T.E. STAFF</b>	<b>21.500</b>	<b>26.500</b>					<b>26.500</b>	<b>30.500</b>

<b>Dept:</b> Human Services	54	<b>Fund Name:</b> Human Services
<b>Prgm:</b> DAS Disability Services	304/44	<b>Fund No.:</b> 2610

DI#	2024 Base	Net Decision Items							2024 Adopted Budget	
		01	02	03	04	05	06	07		
<b>PROGRAM EXPENDITURES</b>										
Personnel Costs	\$3,195,600	\$172,800	\$0	\$404,500	\$0	\$0	\$0	\$0	\$0	\$3,772,900
Operating Expenses	\$0	\$0	\$0	\$0	\$0	\$0	\$0	\$0	\$0	\$0
Contractual Services	\$25,583,979	\$0	\$303,252	\$1,078,125	\$313,906	\$0	\$0	\$0	\$0	\$27,279,262
Operating Capital	\$0	\$0	\$0	\$0	\$0	\$0	\$0	\$0	\$0	\$0
<b>TOTAL</b>	<b>\$28,779,579</b>	<b>\$172,800</b>	<b>\$303,252</b>	<b>\$1,482,625</b>	<b>\$313,906</b>	<b>\$0</b>	<b>\$0</b>	<b>\$0</b>	<b>\$0</b>	<b>\$31,052,162</b>
<b>PROGRAM REVENUE</b>										
Taxes	\$0	\$0	\$0	\$0	\$0	\$0	\$0	\$0	\$0	\$0
Intergovernmental Revenue	\$24,272,726	\$0	\$39,350	\$1,412,425	\$0	\$0	\$0	\$0	\$0	\$25,724,501
Licenses & Permits	\$0	\$0	\$0	\$0	\$0	\$0	\$0	\$0	\$0	\$0
Fines, Forfeits & Penalties	\$0	\$0	\$0	\$0	\$0	\$0	\$0	\$0	\$0	\$0
Public Charges for Services	\$878,143	\$0	\$0	\$70,200	\$0	\$0	\$0	\$0	\$0	\$948,343
Miscellaneous	\$0	\$0	\$0	\$0	\$0	\$0	\$0	\$0	\$0	\$0
Other Financing Sources	\$0	\$0	\$0	\$0	\$0	\$0	\$0	\$0	\$0	\$0
<b>TOTAL</b>	<b>\$25,150,869</b>	<b>\$0</b>	<b>\$39,350</b>	<b>\$1,482,625</b>	<b>\$0</b>	<b>\$0</b>	<b>\$0</b>	<b>\$0</b>	<b>\$0</b>	<b>\$26,672,844</b>
<b>GPR SUPPORT</b>	<b>\$3,628,710</b>	<b>\$172,800</b>	<b>\$263,902</b>	<b>\$0</b>	<b>\$313,906</b>	<b>\$0</b>	<b>\$0</b>	<b>\$0</b>	<b>\$0</b>	<b>\$4,379,318</b>
<b>F.T.E. STAFF</b>	<b>26.500</b>	<b>0.000</b>	<b>0.000</b>	<b>4.000</b>	<b>0.000</b>	<b>0.000</b>	<b>0.000</b>	<b>0.000</b>	<b>0.000</b>	<b>30.500</b>

**NARRATIVE INFORMATION ABOUT DECISION ITEMS**

		Expenditures	Revenue	GPR Support
<b>2024 BUDGET BASE</b>		\$28,779,579	\$25,150,869	\$3,628,710
DI #	HUMN-ADIS-1 Personnel Cost Changes	\$0	\$0	\$0
DEPT				
EXEC	Adjust personnel costs to reflect a 4.5% cost of living increase for County employees in 2024. Also, adjust personnel costs to reflect new retirement (WRS) rates and negotiated handbook changes in effect for 2024.	\$172,800	\$0	\$172,800
ADOPTED	Approved as Recommended	\$0	\$0	\$0
<b>NET DI # HUMN-ADIS-1</b>		<b>\$172,800</b>	<b>\$0</b>	<b>\$172,800</b>

Dept: Human Services		54	Fund Name: Human Services		
Prgm: DAS Disability Services		304/44	Fund No.: 2610		
NARRATIVE INFORMATION ABOUT DECISION ITEMS, cont.			Expenditures	Revenues	GPR Support
DI #	HUMN-ADIS-2	Reallocations and Transfers			
DEPT	This decision item reflects reallocation of expenditures and revenues. This decision item reflects an expense increase of \$3,252, a revenue increase of \$39,350 for a net GPR decrease of (\$36,098).		\$3,252	\$39,350	(\$36,098)
EXEC	Approve as requested. Also, provide Birth-to-Three Program funding increase in the total amount of \$300,000. Allocate funds to current Birth-to-Three service providers, United Cerebral Palsy and Family Service Madison, in the amount of \$150,000 each.		\$300,000	\$0	\$300,000
ADOPTED	Approved as Recommended		\$0	\$0	\$0
NET DI # HUMN-ADIS-2			\$303,252	\$39,350	\$263,902
DI #	HUMN-ADIS-3	New Expenditures and/or Revenue Changes			
DEPT	This decision item includes increased revenue where applicable and changes to adjust expense/revenue levels accordingly. This DI includes 1.0 FTE Account Clerk II and 3.0 FTE Case Managers funded with offsetting revenue. This decision item reflects an expense increase of \$1,482,625, a revenue increase of \$1,482,625 for a net zero GPR impact.		\$1,482,625	\$1,482,625	\$0
EXEC	Approved as Requested		\$0	\$0	\$0
ADOPTED	Approved as Recommended		\$0	\$0	\$0
NET DI # HUMN-ADIS-3			\$1,482,625	\$1,482,625	\$0
DI #	HUMN-ADIS-4	Purchase of Service Provider COLA			
DEPT			\$0	\$0	\$0
EXEC	Provide a 4.5% Cost of Living Adjustment (COLA) increase to Department of Human Services purchase of service contracts consistent with historic allocation criteria, and additionally allow for Comprehensive Community Service (CCS) provider inclusion with CCS COLA payment pending State of WI Department of Health Services reconciliation revenue.		\$201,797	\$0	\$201,797
ADOPTED	Increase expenditures by \$1.355M to increase the POS COLA by 2.5% to a total of 7.0%.		\$112,109	\$0	\$112,109
NET DI # HUMN-ADIS-4			\$313,906	\$0	\$313,906
<b>2024 ADOPTED BUDGET</b>			\$31,052,162	\$26,672,844	\$4,379,318

<b>Dept:</b>	Human Services	54	<b>COUNTY OF DANE</b>		<b>Fund Name:</b>	Human Services
<b>Prgm:</b>	Comprehensive Community Services	304/45			<b>Fund No:</b>	2610

**Mission:** Comprehensive Community Services, or CCS, is a program that provides mental health and substance use services to people of all ages. The intent of CCS services is to assist people in identifying their personal goals and in working towards those goals at their own pace. In the CCS program you are in charge of your own recovery.

**Description:** This program is a Medicaid benefit for individuals who have a mental health and/or substance use diagnosis that provides psychosocial rehabilitation services. Once eligibility is confirmed by meeting State-determined criteria, the individual and a service facilitator assemble a recovery team that works with the individual to establish and make progress toward recovery goals at a pace set by the individual. CCS embraces many core values in its approach to the delivery of mental health and substance use services. CCS values include:

- Respect of client values—what is important to you?
- Inclusion of natural supports and family—who is important to you?
- Flexibility of services—what you need, when you need it.
- Community—services will be provided where you need and want them.
- Respect of client choice—it's up to you!

	Actual 2022	Adopted 2023	2022 Carry Forward	Board Transfers	Budget As Modified	2023 YTD	Estimated 2023	Executive Recommended
<b>PROGRAM EXPENDITURES</b>								
Personnel Costs	\$2,589,180	\$0	\$0	\$0	\$0	(\$33,596)	\$0	\$0
Operating Expenses	\$16,925	\$0	\$0	\$0	\$0	\$0	\$0	\$0
Contractual Services	\$32,281,534	\$0	\$0	\$0	\$0	\$0	\$0	\$0
Operating Capital	\$0	\$0	\$0	\$0	\$0	\$0	\$0	\$0
<b>TOTAL</b>	<b>\$34,887,638</b>	<b>\$0</b>	<b>\$0</b>	<b>\$0</b>	<b>\$0</b>	<b>(\$33,596)</b>	<b>\$0</b>	<b>\$0</b>
<b>PROGRAM REVENUE</b>								
Taxes	\$0	\$0	\$0	\$0	\$0	\$0	\$0	\$0
Intergovernmental Revenue	\$34,540,527	\$0	\$0	\$0	\$0	\$0	\$0	\$0
Licenses & Permits	\$0	\$0	\$0	\$0	\$0	\$0	\$0	\$0
Fines, Forfeits & Penalties	\$0	\$0	\$0	\$0	\$0	\$0	\$0	\$0
Public Charges for Services	\$0	\$0	\$0	\$0	\$0	\$0	\$0	\$0
Miscellaneous	\$0	\$0	\$0	\$0	\$0	\$0	\$0	\$0
Other Financing Sources	\$0	\$0	\$0	\$0	\$0	\$0	\$0	\$0
<b>TOTAL</b>	<b>\$34,540,527</b>	<b>\$0</b>	<b>\$0</b>	<b>\$0</b>	<b>\$0</b>	<b>\$0</b>	<b>\$0</b>	<b>\$0</b>
<b>GPR SUPPORT</b>	<b>\$347,111</b>	<b>\$0</b>			<b>\$0</b>			<b>\$0</b>
<b>F.T.E. STAFF</b>	<b>30.000</b>	<b>0.000</b>					<b>0.000</b>	<b>0.000</b>

Dept: Human Services		54		Fund Name: Human Services					Fund No.: 2610	
Prgr: Comprehensive Community Services		304/45								
DI#	2024 Base	Net Decision Items							2024 Adopted Budget	
		01	02	03	04	05	06	07		
<b>PROGRAM EXPENDITURES</b>										
Personnel Costs	\$0	\$0	\$0	\$0	\$0	\$0	\$0	\$0	\$0	\$0
Operating Expenses	\$0	\$0	\$0	\$0	\$0	\$0	\$0	\$0	\$0	\$0
Contractual Services	\$0	\$0	\$0	\$0	\$0	\$0	\$0	\$0	\$0	\$0
Operating Capital	\$0	\$0	\$0	\$0	\$0	\$0	\$0	\$0	\$0	\$0
<b>TOTAL</b>	<b>\$0</b>	<b>\$0</b>	<b>\$0</b>	<b>\$0</b>	<b>\$0</b>	<b>\$0</b>	<b>\$0</b>	<b>\$0</b>	<b>\$0</b>	<b>\$0</b>
<b>PROGRAM REVENUE</b>										
Taxes	\$0	\$0	\$0	\$0	\$0	\$0	\$0	\$0	\$0	\$0
Intergovernmental Revenue	\$0	\$0	\$0	\$0	\$0	\$0	\$0	\$0	\$0	\$0
Licenses & Permits	\$0	\$0	\$0	\$0	\$0	\$0	\$0	\$0	\$0	\$0
Fines, Forfeits & Penalties	\$0	\$0	\$0	\$0	\$0	\$0	\$0	\$0	\$0	\$0
Public Charges for Services	\$0	\$0	\$0	\$0	\$0	\$0	\$0	\$0	\$0	\$0
Miscellaneous	\$0	\$0	\$0	\$0	\$0	\$0	\$0	\$0	\$0	\$0
Other Financing Sources	\$0	\$0	\$0	\$0	\$0	\$0	\$0	\$0	\$0	\$0
<b>TOTAL</b>	<b>\$0</b>	<b>\$0</b>	<b>\$0</b>	<b>\$0</b>	<b>\$0</b>	<b>\$0</b>	<b>\$0</b>	<b>\$0</b>	<b>\$0</b>	<b>\$0</b>
GPR SUPPORT	\$0	\$0	\$0	\$0	\$0	\$0	\$0	\$0	\$0	\$0
F.T.E. STAFF	0.000	0.000	0.000	0.000	0.000	0.000	0.000	0.000	0.000	0.000
<b>NARRATIVE INFORMATION ABOUT DECISION ITEMS</b>							Expenditures	Revenue	GPR Support	
<b>2024 BUDGET BASE</b>							\$0	\$0	\$0	
<b>2024 ADOPTED BUDGET</b>							\$0	\$0	\$0	

<b>Dept:</b>	Human Services	54	<b>COUNTY OF DANE</b>		<b>Fund Name:</b>	Human Services
<b>Prgm:</b>	Behavioral Health	304/46			<b>Fund No:</b>	2610

Mission:

Collaborating for the prevention of and recovery from behavioral health concerns.

Description:

This Unit provides and manages a service continuum that assists individuals to achieve personal goals so they can successfully participate in the community. Services are provided in a variety of settings using a variety of methods. Services include school and community-based outreach and prevention, outpatient treatment, employment and alternative sanction programs, community-based case management, day services, residential care, community and institution-based crisis supports.

	Actual 2022	Adopted 2023	2022 Carry Forward	Board Transfers	Budget As Modified	2023 YTD	Estimated 2023	Executive Recommended
<b>PROGRAM EXPENDITURES</b>								
Personnel Costs	\$2,449,578	\$0	\$0	\$0	\$0	\$0	\$0	\$0
Operating Expenses	\$101,229	\$0	\$0	\$0	\$0	\$0	\$0	\$0
Contractual Services	\$34,275,060	\$0	\$468,227	\$0	\$468,227	\$0	\$468,227	\$0
Operating Capital	\$0	\$0	\$0	\$0	\$0	\$0	\$0	\$0
<b>TOTAL</b>	<b>\$36,825,866</b>	<b>\$0</b>	<b>\$468,227</b>	<b>\$0</b>	<b>\$468,227</b>	<b>\$0</b>	<b>\$468,227</b>	<b>\$0</b>
<b>PROGRAM REVENUE</b>								
Taxes	\$0	\$0	\$0	\$0	\$0	\$0	\$0	\$0
Intergovernmental Revenue	\$19,872,326	\$0	\$0	\$0	\$0	\$286	\$0	\$0
Licenses & Permits	\$0	\$0	\$0	\$0	\$0	\$0	\$0	\$0
Fines, Forfeits & Penalties	\$0	\$0	\$0	\$0	\$0	\$0	\$0	\$0
Public Charges for Services	\$146,960	\$0	\$0	\$0	\$0	\$0	\$0	\$0
Miscellaneous	\$0	\$0	\$0	\$0	\$0	\$0	\$0	\$0
Other Financing Sources	\$0	\$0	\$0	\$0	\$0	\$0	\$0	\$0
<b>TOTAL</b>	<b>\$20,019,286</b>	<b>\$0</b>	<b>\$0</b>	<b>\$0</b>	<b>\$0</b>	<b>\$286</b>	<b>\$0</b>	<b>\$0</b>
<b>GPR SUPPORT</b>	<b>\$16,806,580</b>	<b>\$0</b>			<b>\$468,227</b>			<b>\$0</b>
<b>F.T.E. STAFF</b>	<b>27.000</b>	<b>0.000</b>					<b>0.000</b>	<b>0.000</b>

Dept: Human Services		54						Fund Name: Human Services		
Prgrm: Behavioral Health		304/46						Fund No.: 2610		
DI#	2024 Base	Net Decision Items							2024 Adopted Budget	
		01	02	03	04	05	06	07		
<b>PROGRAM EXPENDITURES</b>										
Personnel Costs	\$0	\$0	\$0	\$0	\$0	\$0	\$0	\$0	\$0	\$0
Operating Expenses	\$0	\$0	\$0	\$0	\$0	\$0	\$0	\$0	\$0	\$0
Contractual Services	\$0	\$0	\$0	\$0	\$0	\$0	\$0	\$0	\$0	\$0
Operating Capital	\$0	\$0	\$0	\$0	\$0	\$0	\$0	\$0	\$0	\$0
<b>TOTAL</b>	<b>\$0</b>	<b>\$0</b>	<b>\$0</b>	<b>\$0</b>	<b>\$0</b>	<b>\$0</b>	<b>\$0</b>	<b>\$0</b>	<b>\$0</b>	<b>\$0</b>
<b>PROGRAM REVENUE</b>										
Taxes	\$0	\$0	\$0	\$0	\$0	\$0	\$0	\$0	\$0	\$0
Intergovernmental Revenue	\$0	\$0	\$0	\$0	\$0	\$0	\$0	\$0	\$0	\$0
Licenses & Permits	\$0	\$0	\$0	\$0	\$0	\$0	\$0	\$0	\$0	\$0
Fines, Forfeits & Penalties	\$0	\$0	\$0	\$0	\$0	\$0	\$0	\$0	\$0	\$0
Public Charges for Services	\$0	\$0	\$0	\$0	\$0	\$0	\$0	\$0	\$0	\$0
Miscellaneous	\$0	\$0	\$0	\$0	\$0	\$0	\$0	\$0	\$0	\$0
Other Financing Sources	\$0	\$0	\$0	\$0	\$0	\$0	\$0	\$0	\$0	\$0
<b>TOTAL</b>	<b>\$0</b>	<b>\$0</b>	<b>\$0</b>	<b>\$0</b>	<b>\$0</b>	<b>\$0</b>	<b>\$0</b>	<b>\$0</b>	<b>\$0</b>	<b>\$0</b>
GPR SUPPORT	\$0	\$0	\$0	\$0	\$0	\$0	\$0	\$0	\$0	\$0
F.T.E. STAFF	0.000	0.000	0.000	0.000	0.000	0.000	0.000	0.000	0.000	0.000
<b>NARRATIVE INFORMATION ABOUT DECISION ITEMS</b>							Expenditures	Revenue	GPR Support	
<b>2024 BUDGET BASE</b>							\$0	\$0	\$0	
<b>2024 ADOPTED BUDGET</b>							\$0	\$0	\$0	

<b>Dept:</b>	Human Services	54	<b>COUNTY OF DANE</b>	<b>Fund Name:</b>	Human Services
<b>Prgm:</b>	DAS Transportation	304/48		<b>Fund No:</b>	2610

Mission:

Dane County Department of Human Services provides individual and group transportation services which enable persons with disabilities and older adults to access their communities and needed services. Transportation assistance may also be provided for low-income families or persons with unique medical transportation needs.

Description:

This unit manages a number of grant-funded programs that foster independence for individuals in the community. By operating a Transportation Call Center as a single point-of-entry for transportation information in Dane County, staff provide information on all available transportation resources, including public transit, human services programs, vehicle acquisition and repair loans, ride sharing, and other programs. Call Center staff can determine eligibility, arrange for individual and group rides, authorize specialized transportation and related programs, and enroll individuals in mobility training and bus-buddy programs.

	Actual 2022	Adopted 2023	2022 Carry Forward	Board Transfers	Budget As Modified	2023 YTD	Estimated 2023	Executive Recommended
<b>PROGRAM EXPENDITURES</b>								
Personnel Costs	\$304,732	\$349,600	\$0	\$0	\$349,600	\$126,093	\$349,600	\$418,000
Operating Expenses	\$682	\$29,670	\$0	\$0	\$29,670	\$50	\$29,670	\$29,670
Contractual Services	\$1,889,699	\$3,117,179	\$0	\$0	\$3,117,179	\$451,769	\$3,117,179	\$2,999,956
Operating Capital	\$0	\$0	\$0	\$0	\$0	\$0	\$0	\$0
<b>TOTAL</b>	<b>\$2,195,113</b>	<b>\$3,496,449</b>	<b>\$0</b>	<b>\$0</b>	<b>\$3,496,449</b>	<b>\$577,912</b>	<b>\$3,496,449</b>	<b>\$3,447,626</b>
<b>PROGRAM REVENUE</b>								
Taxes	\$0	\$0	\$0	\$0	\$0	\$0	\$0	\$0
Intergovernmental Revenue	\$1,632,035	\$1,824,862	\$0	\$0	\$1,824,862	\$3,662	\$1,824,862	\$1,756,199
Licenses & Permits	\$0	\$0	\$0	\$0	\$0	\$0	\$0	\$0
Fines, Forfeits & Penalties	\$0	\$0	\$0	\$0	\$0	\$0	\$0	\$0
Public Charges for Services	\$183,911	\$1,033,895	\$0	\$0	\$1,033,895	\$23,399	\$1,033,895	\$1,033,895
Miscellaneous	\$0	\$0	\$0	\$0	\$0	\$0	\$0	\$0
Other Financing Sources	\$0	\$0	\$0	\$0	\$0	\$0	\$0	\$0
<b>TOTAL</b>	<b>\$1,815,947</b>	<b>\$2,858,757</b>	<b>\$0</b>	<b>\$0</b>	<b>\$2,858,757</b>	<b>\$27,061</b>	<b>\$2,858,757</b>	<b>\$2,790,094</b>
<b>GPR SUPPORT</b>	<b>\$379,166</b>	<b>\$637,692</b>			<b>\$637,692</b>			<b>\$657,532</b>
F.T.E. STAFF	2.500	2.500					2.500	3.000



Dept: Human Services		54		Fund Name: Human Services					
Prgm: DAS Transportation		304/48		Fund No.: 2610					
DI#	2024 Base	Net Decision Items							2024 Adopted Budget
		01	02	03	04	05	06	07	
<b>PROGRAM EXPENDITURES</b>									
Personnel Costs	\$357,300	\$11,200	\$0	\$49,500	\$0	\$0	\$0	\$0	\$418,000
Operating Expenses	\$29,670	\$0	\$0	\$0	\$0	\$0	\$0	\$0	\$29,670
Contractual Services	\$3,007,179	\$0	(\$10,413)	\$0	\$4,798	\$0	\$0	\$0	\$3,001,564
Operating Capital	\$0	\$0	\$0	\$0	\$0	\$0	\$0	\$0	\$0
<b>TOTAL</b>	<b>\$3,394,149</b>	<b>\$11,200</b>	<b>(\$10,413)</b>	<b>\$49,500</b>	<b>\$4,798</b>	<b>\$0</b>	<b>\$0</b>	<b>\$0</b>	<b>\$3,449,234</b>
<b>PROGRAM REVENUE</b>									
Taxes	\$0	\$0	\$0	\$0	\$0	\$0	\$0	\$0	\$0
Intergovernmental Revenue	\$1,714,862	\$0	(\$8,163)	\$49,500	\$0	\$0	\$0	\$0	\$1,756,199
Licenses & Permits	\$0	\$0	\$0	\$0	\$0	\$0	\$0	\$0	\$0
Fines, Forfeits & Penalties	\$0	\$0	\$0	\$0	\$0	\$0	\$0	\$0	\$0
Public Charges for Services	\$1,033,895	\$0	\$0	\$0	\$0	\$0	\$0	\$0	\$1,033,895
Miscellaneous	\$0	\$0	\$0	\$0	\$0	\$0	\$0	\$0	\$0
Other Financing Sources	\$0	\$0	\$0	\$0	\$0	\$0	\$0	\$0	\$0
<b>TOTAL</b>	<b>\$2,748,757</b>	<b>\$0</b>	<b>(\$8,163)</b>	<b>\$49,500</b>	<b>\$0</b>	<b>\$0</b>	<b>\$0</b>	<b>\$0</b>	<b>\$2,790,094</b>
GPR SUPPORT	\$645,392	\$11,200	(\$2,250)	\$0	\$4,798	\$0	\$0	\$0	\$659,140
F.T.E. STAFF	2.500	0.000	0.000	0.500	0.000	0.000	0.000	0.000	3.000
<b>NARRATIVE INFORMATION ABOUT DECISION ITEMS</b>							Expenditures	Revenue	GPR Support
<b>2024 BUDGET BASE</b>							\$3,394,149	\$2,748,757	\$645,392
DI #	HUMN-ATRA-1	Personnel Cost Changes							
DEPT							\$0	\$0	\$0
EXEC	Adjust personnel costs to reflect a 4.5% cost of living increase for County employees in 2024. Also, adjust personnel costs to reflect new retirement (WRS) rates and negotiated handbook changes in effect for 2024.						\$11,200	\$0	\$11,200
ADOPTED	Approved as Recommended						\$0	\$0	\$0
<b>NET DI # HUMN-ATRA-1</b>							\$11,200	\$0	\$11,200

Dept:		Human Services	54	Fund Name:		Human Services
Prgm:		DAS Transportation	304/48	Fund No.:		2610
NARRATIVE INFORMATION ABOUT DECISION ITEMS, cont.				Expenditures	Revenues	GPR Support
DI #	HUMN-ATRA-2	Reallocations and Transfers				
DEPT	This decision item reflects reallocation of expenditures and revenues. This decision item reflects an expense decrease of (\$10,413) and a revenue decrease of (\$8,163) for a net GPR decrease of (\$2,250).			(\$10,413)	(\$8,163)	(\$2,250)
EXEC	Approved as Requested			\$0	\$0	\$0
ADOPTED	Approved as Recommended			\$0	\$0	\$0
NET DI # HUMN-ATRA-2				(\$10,413)	(\$8,163)	(\$2,250)
DI #	HUMN-ATRA-3	New Expenditures and/or Revenue Changes				
DEPT	This decision item includes increased revenue where applicable and changes to adjust expense/revenue levels accordingly. This includes the addition of a new 0.5 FTE Mobility Program Specialist funded with offsetting revenue. This decision item reflects an expense increase of \$49,500, a revenue increase of \$49,500 for a net zero GPR impact.			\$49,500	\$49,500	\$0
EXEC	Approved as Requested			\$0	\$0	\$0
ADOPTED	Approved as Recommended			\$0	\$0	\$0
NET DI # HUMN-ATRA-3				\$49,500	\$49,500	\$0
DI #	HUMN-ATRA-4	Purchase of Service Provider COLA				
DEPT				\$0	\$0	\$0
EXEC	Provide a 4.5% Cost of Living Adjustment (COLA) increase to Department of Human Services purchase of service contracts consistent with historic allocation criteria, and additionally allow for Comprehensive Community Service (CCS) provider inclusion with CCS COLA payment pending State of WI Department of Health Services reconciliation revenue.			\$3,190	\$0	\$3,190
ADOPTED	Increase expenditures by \$1.355M to increase the POS COLA by 2.5% to a total of 7.0%.			\$1,608	\$0	\$1,608
NET DI # HUMN-ATRA-4				\$4,798	\$0	\$4,798
<b>2024 ADOPTED BUDGET</b>				<b>\$3,449,234</b>	<b>\$2,790,094</b>	<b>\$659,140</b>

Dept:	Human Services	54	COUNTY OF DANE			Fund Name:	Human Services	
Prgm:	CYF Admin Youth Justice & CPS	305/50				Fund No:	2610	
<b>Mission:</b>								
The Children, Youth and Families Division supports families and individuals in promoting and providing safe and nurturing home and community environments for children. Family and community members shall be treated with respect and dignity, focusing on strengths and assets as well as addressing problems and concerns. Quality services will be provided to consumers based on principles of equality, diversity and individual worth.								
<b>Description:</b>								
The Division's services are described in its two program areas: Youth Justice and Child Protective Services. Administration includes the Division management/supervisory personnel who provide leadership for continuous improvement and support, working in partnership with line staff, contract agencies, schools, other service providers and funders, private business, and community residents. The Division has effective services and is developing strategies for more accessible, proactive, responsive, and cost-effective amenities to meet the growing needs of children and families within available resources. The Division is continuously improving its methods of assuring quality Child Protection and Youth Justice services.								
	Actual 2022	Adopted 2023	2022 Carry Forward	Board Transfers	Budget As Modified	2023 YTD	Estimated 2023	Executive Recommended
<b>PROGRAM EXPENDITURES</b>								
Personnel Costs	\$1,972,049	\$2,325,300	\$0	\$0	\$2,325,300	\$583,037	\$2,325,300	\$2,506,500
Operating Expenses	\$1,283,238	\$1,646,443	\$416	\$0	\$1,646,859	\$406,564	\$1,646,859	\$1,825,386
Contractual Services	\$841,627	\$712,102	\$75,000	\$0	\$787,102	\$71,899	\$787,102	\$758,302
Operating Capital	\$0	\$0	\$0	\$0	\$0	\$0	\$0	\$0
<b>TOTAL</b>	<b>\$4,096,914</b>	<b>\$4,683,845</b>	<b>\$75,416</b>	<b>\$0</b>	<b>\$4,759,261</b>	<b>\$1,061,501</b>	<b>\$4,759,261</b>	<b>\$5,090,188</b>
<b>PROGRAM REVENUE</b>								
Taxes	\$0	\$0	\$0	\$0	\$0	\$0	\$0	\$0
Intergovernmental Revenue	\$2,020,191	\$1,627,181	\$0	\$0	\$1,627,181	\$63,987	\$1,627,181	\$1,742,865
Licenses & Permits	\$0	\$0	\$0	\$0	\$0	\$0	\$0	\$0
Fines, Forfeits & Penalties	\$0	\$0	\$0	\$0	\$0	\$0	\$0	\$0
Public Charges for Services	(\$69)	\$0	\$0	\$0	\$0	\$0	\$0	\$0
Miscellaneous	\$0	\$0	\$0	\$0	\$0	\$0	\$0	\$0
Other Financing Sources	\$0	\$0	\$0	\$0	\$0	\$0	\$0	\$0
<b>TOTAL</b>	<b>\$2,020,121</b>	<b>\$1,627,181</b>	<b>\$0</b>	<b>\$0</b>	<b>\$1,627,181</b>	<b>\$63,987</b>	<b>\$1,627,181</b>	<b>\$1,742,865</b>
<b>GPR SUPPORT</b>	<b>\$2,076,793</b>	<b>\$3,056,664</b>			<b>\$3,132,080</b>			<b>\$3,347,323</b>
<b>F.T.E. STAFF</b>	<b>18.000</b>	<b>19.000</b>					<b>19.000</b>	<b>19.000</b>

<b>Dept:</b> Human Services	54	<b>Fund Name:</b> Human Services
<b>Prgm:</b> CYF Admin Youth Justice & CPS	305/50	<b>Fund No.:</b> 2610

DI#	2024 Base	Net Decision Items							2024 Adopted Budget	
		01	02	03	04	05	06	07		
<b>PROGRAM EXPENDITURES</b>										
Personnel Costs	\$2,401,800	\$104,700	\$0	\$0	\$0	\$0	\$0	\$0	\$0	\$2,506,500
Operating Expenses	\$1,646,443	\$0	\$109,943	\$40,000	\$29,000	\$0	\$0	\$0	\$0	\$1,825,386
Contractual Services	\$742,402	\$10,900	\$5,000	\$0	\$0	\$0	\$0	\$0	\$0	\$758,302
Operating Capital	\$0	\$0	\$0	\$0	\$0	\$0	\$0	\$0	\$0	\$0
<b>TOTAL</b>	<b>\$4,790,645</b>	<b>\$115,600</b>	<b>\$114,943</b>	<b>\$40,000</b>	<b>\$29,000</b>	<b>\$0</b>	<b>\$0</b>	<b>\$0</b>	<b>\$0</b>	<b>\$5,090,188</b>
<b>PROGRAM REVENUE</b>										
Taxes	\$0	\$0	\$0	\$0	\$0	\$0	\$0	\$0	\$0	\$0
Intergovernmental Revenue	\$1,627,181	\$0	\$57,684	\$40,000	\$18,000	\$0	\$0	\$0	\$0	\$1,742,865
Licenses & Permits	\$0	\$0	\$0	\$0	\$0	\$0	\$0	\$0	\$0	\$0
Fines, Forfeits & Penalties	\$0	\$0	\$0	\$0	\$0	\$0	\$0	\$0	\$0	\$0
Public Charges for Services	\$0	\$0	\$0	\$0	\$0	\$0	\$0	\$0	\$0	\$0
Miscellaneous	\$0	\$0	\$0	\$0	\$0	\$0	\$0	\$0	\$0	\$0
Other Financing Sources	\$0	\$0	\$0	\$0	\$0	\$0	\$0	\$0	\$0	\$0
<b>TOTAL</b>	<b>\$1,627,181</b>	<b>\$0</b>	<b>\$57,684</b>	<b>\$40,000</b>	<b>\$18,000</b>	<b>\$0</b>	<b>\$0</b>	<b>\$0</b>	<b>\$0</b>	<b>\$1,742,865</b>
<b>GPR SUPPORT</b>	<b>\$3,163,464</b>	<b>\$115,600</b>	<b>\$57,259</b>	<b>\$0</b>	<b>\$11,000</b>	<b>\$0</b>	<b>\$0</b>	<b>\$0</b>	<b>\$0</b>	<b>\$3,347,323</b>
<b>F.T.E. STAFF</b>	<b>19.000</b>	<b>0.000</b>	<b>0.000</b>	<b>0.000</b>	<b>0.000</b>	<b>0.000</b>	<b>0.000</b>	<b>0.000</b>	<b>0.000</b>	<b>19.000</b>

**NARRATIVE INFORMATION ABOUT DECISION ITEMS**

		Expenditures	Revenue	GPR Support
<b>2024 BUDGET BASE</b>		\$4,790,645	\$1,627,181	\$3,163,464
DI #	HUMN-CADM-1 Personnel Cost Changes	\$0	\$0	\$0
DEPT				
EXEC	Adjust personnel costs to reflect a 4.5% cost of living increase for County employees in 2024. Also, adjust personnel costs to reflect new retirement (WRS) rates and negotiated handbook changes in effect for 2024.	\$115,600	\$0	\$115,600
ADOPTED	Approved as Recommended	\$0	\$0	\$0
<b>NET DI # HUMN-CADM-1</b>		<b>\$115,600</b>	<b>\$0</b>	<b>\$115,600</b>

Dept:		Human Services	54	Fund Name:		Human Services	
Prgm:		CYF Admin Youth Justice & CPS	305/50	Fund No.:		2610	
NARRATIVE INFORMATION ABOUT DECISION ITEMS, cont.				Expenditures	Revenues	GPR Support	
DI #	HUMN-CADM-2	Reallocations and Transfers					
DEPT	This decision item reflects reallocation of expenditures and revenues. This decision item reflects an expense increase of \$114,943, revenue increase of \$57,684 for a net GPR increase of \$57,259.			\$114,943	\$57,684	\$57,259	
EXEC	Approved as Requested			\$0	\$0	\$0	
ADOPTED	Approved as Recommended			\$0	\$0	\$0	
			NET DI #	HUMN-CADM-2	\$114,943	\$57,684	\$57,259
DI #	HUMN-CADM-3	New Expenditures and/or Revenue Changes					
DEPT	This decision item includes increased revenue where applicable and changes to adjust expense/revenue levels accordingly. This decision item reflects an expense increase of \$40,000, a revenue increase of \$40,000 for a net zero GPR impact.			\$40,000	\$40,000	\$0	
EXEC	Approved as Requested			\$0	\$0	\$0	
ADOPTED	Approved as Recommended			\$0	\$0	\$0	
			NET DI #	HUMN-CADM-3	\$40,000	\$40,000	\$0
DI #	HUMN-CADM-4	Other Changes Impacting Operating					
DEPT	This decision item includes department-wide utility cost reallocations (e.g., internet, phone, utilities) to realign operating funding to program area spending. This decision item reflects an expense increase of \$29,000, a revenue increase of \$18,000 for a net GPR increase of \$11,000.			\$29,000	\$18,000	\$11,000	
EXEC	Approved as Requested			\$0	\$0	\$0	
ADOPTED	Approved as Recommended			\$0	\$0	\$0	
			NET DI #	HUMN-CADM-4	\$29,000	\$18,000	\$11,000
<b>2024 ADOPTED BUDGET</b>				<b>\$5,090,188</b>	<b>\$1,742,865</b>	<b>\$3,347,323</b>	

<b>Dept:</b>	Human Services	54	<b>COUNTY OF DANE</b>	<b>Fund Name:</b>	Human Services
<b>Prgm:</b>	Youth Justice	305/53		<b>Fund No:</b>	2610

**Mission:** Dane County has aligned its Youth Justice (YJ) Services around the Balanced Approach in response to the needs of youthful offenders and the protection needs of the community. This is accomplished through a coordinated planning and implementation process focused on expanded allocation of resources; establishment of a youth risk assessment; determination of required types and levels of supervision services; coordination of Department, Juvenile Court Program, purchase of service providers, and other youth services; and evaluation of service effectiveness. The Balanced Approach promotes individualized, holistic services with children, youth, and families together with community-based, collaborative prevention and intervention wherever possible.

**Description:** The needs of juvenile offenders differ in terms of offense, offense history, and likelihood of recommitting crimes, emotional needs, educational levels, acceptance of criminal behavior, and other factors. The needs of the community for protection have heightened in recent years due to increases in serious juvenile crime. Effectively addressing youthful offender needs and community expectations requires an understanding of the individual and community, as well as knowledge and flexibility in applying different delinquency supervision methods and strategies. The Neighborhood Intervention Program (N.I.P.) is a significant part of the Children, Youth, and Families Department of Human Services YJ area. N.I.P. offers innovative Community Supervision Services and Early Intervention Services to boys and girls ages 10-17 that are delinquent or at risk for delinquency. Programming seeks to redirect youth, promote prosocial behaviors, building youth competencies, and protecting the community while holding youth accountable for their behavior.

	Actual 2022	Adopted 2023	2022 Carry Forward	Board Transfers	Budget As Modified	2023 YTD	Estimated 2023	Executive Recommended
<b>PROGRAM EXPENDITURES</b>								
Personnel Costs	\$6,150,606	\$7,795,500	\$0	\$0	\$7,795,500	\$2,017,682	\$7,795,500	\$8,532,200
Operating Expenses	\$100,628	\$82,526	\$0	\$0	\$82,526	\$23,516	\$82,526	\$82,526
Contractual Services	\$2,376,413	\$2,936,610	\$0	\$75,000	\$3,011,610	\$854,857	\$3,011,610	\$2,973,137
Operating Capital	\$0	\$0	\$0	\$0	\$0	\$0	\$0	\$0
<b>TOTAL</b>	<b>\$8,627,647</b>	<b>\$10,814,636</b>	<b>\$0</b>	<b>\$75,000</b>	<b>\$10,889,636</b>	<b>\$2,896,055</b>	<b>\$10,889,636</b>	<b>\$11,587,863</b>
<b>PROGRAM REVENUE</b>								
Taxes	\$0	\$0	\$0	\$0	\$0	\$0	\$0	\$0
Intergovernmental Revenue	\$4,970,692	\$4,645,096	\$0	\$75,000	\$4,720,096	\$67,250	\$4,720,096	\$4,701,892
Licenses & Permits	\$0	\$0	\$0	\$0	\$0	\$0	\$0	\$0
Fines, Forfeits & Penalties	\$0	\$0	\$0	\$0	\$0	\$0	\$0	\$0
Public Charges for Services	\$0	\$0	\$0	\$0	\$0	\$0	\$0	\$0
Miscellaneous	\$0	\$0	\$0	\$0	\$0	\$0	\$0	\$0
Other Financing Sources	\$0	\$0	\$0	\$0	\$0	\$0	\$0	\$0
<b>TOTAL</b>	<b>\$4,970,692</b>	<b>\$4,645,096</b>	<b>\$0</b>	<b>\$75,000</b>	<b>\$4,720,096</b>	<b>\$67,250</b>	<b>\$4,720,096</b>	<b>\$4,701,892</b>
<b>GPR SUPPORT</b>	<b>\$3,656,955</b>	<b>\$6,169,540</b>			<b>\$6,169,540</b>			<b>\$6,885,971</b>
<b>F.T.E. STAFF</b>	<b>61.500</b>	<b>61.500</b>					<b>61.500</b>	<b>61.500</b>

<b>Dept:</b>	Human Services	54	<b>Fund Name:</b>	Human Services
<b>Prgm:</b>	Youth Justice	305/53	<b>Fund No.:</b>	2610

DI#	2024 Base	Net Decision Items							2024 Adopted Budget
		01	02	03	04	05	06	07	
<b>PROGRAM EXPENDITURES</b>									
Personnel Costs	\$8,015,600	\$516,600	\$0	\$0	\$0	\$0	\$0	\$0	\$8,532,200
Operating Expenses	\$82,526	\$0	\$0	\$0	\$0	\$0	\$0	\$0	\$82,526
Contractual Services	\$2,936,610	\$0	(\$79,948)	\$182,608	\$0	\$0	\$0	\$0	\$3,039,270
Operating Capital	\$0	\$0	\$0	\$0	\$0	\$0	\$0	\$0	\$0
<b>TOTAL</b>	<b>\$11,034,736</b>	<b>\$516,600</b>	<b>(\$79,948)</b>	<b>\$182,608</b>	<b>\$0</b>	<b>\$0</b>	<b>\$0</b>	<b>\$0</b>	<b>\$11,653,996</b>
<b>PROGRAM REVENUE</b>									
Taxes	\$0	\$0	\$0	\$0	\$0	\$0	\$0	\$0	\$0
Intergovernmental Revenue	\$4,645,096	\$0	\$56,796	\$0	\$0	\$0	\$0	\$0	\$4,701,892
Licenses & Permits	\$0	\$0	\$0	\$0	\$0	\$0	\$0	\$0	\$0
Fines, Forfeits & Penalties	\$0	\$0	\$0	\$0	\$0	\$0	\$0	\$0	\$0
Public Charges for Services	\$0	\$0	\$0	\$0	\$0	\$0	\$0	\$0	\$0
Miscellaneous	\$0	\$0	\$0	\$0	\$0	\$0	\$0	\$0	\$0
Other Financing Sources	\$0	\$0	\$0	\$0	\$0	\$0	\$0	\$0	\$0
<b>TOTAL</b>	<b>\$4,645,096</b>	<b>\$0</b>	<b>\$56,796</b>	<b>\$0</b>	<b>\$0</b>	<b>\$0</b>	<b>\$0</b>	<b>\$0</b>	<b>\$4,701,892</b>
<b>GPR SUPPORT</b>	<b>\$6,389,640</b>	<b>\$516,600</b>	<b>(\$136,744)</b>	<b>\$182,608</b>	<b>\$0</b>	<b>\$0</b>	<b>\$0</b>	<b>\$0</b>	<b>\$6,952,104</b>
<b>F.T.E. STAFF</b>	<b>61.500</b>	<b>0.000</b>	<b>0.000</b>	<b>0.000</b>	<b>0.000</b>	<b>0.000</b>	<b>0.000</b>	<b>0.000</b>	<b>61.500</b>

NARRATIVE INFORMATION ABOUT DECISION ITEMS			Expenditures	Revenue	GPR Support
<b>2024 BUDGET BASE</b>			\$11,034,736	\$4,645,096	\$6,389,640
DI #	HUMN-CYTH-1	Personnel Cost Changes	\$0	\$0	\$0
EXEC    Adjust personnel costs to reflect a 4.5% cost of living increase for County employees in 2024. Also, adjust personnel costs to reflect new retirement (WRS) rates and negotiated handbook changes in effect for 2024.			\$516,600	\$0	\$516,600
ADOPTED    Approved as Recommended			\$0	\$0	\$0
NET DI #    HUMN-CYTH-1			\$516,600	\$0	\$516,600

<b>Dept:</b>	Human Services	54	<b>Fund Name:</b>	Human Services		
<b>Prgm:</b>	Youth Justice	305/53	<b>Fund No.:</b>	2610		
<b>NARRATIVE INFORMATION ABOUT DECISION ITEMS, cont.</b>			<b>Expenditures</b>	<b>Revenues</b>	<b>GPR Support</b>	
DI #	HUMN-CYTH-2	Reallocations and Transfers				
DEPT	This decision item reflects reallocation of expenditures and revenues. This decision item reflects an expense decrease of (\$79,948), a revenue increase of \$56,796 for a net GPR decrease of (\$136,744).		(\$79,948)	\$56,796	(\$136,744)	
EXEC	Approved as Requested		\$0	\$0	\$0	
ADOPTED	Approved as Recommended		\$0	\$0	\$0	
	NET DI #	HUMN-CYTH-2	(\$79,948)	\$56,796	(\$136,744)	
DI #	HUMN-CYTH-3	Purchase of Service Provider COLA				
DEPT			\$0	\$0	\$0	
EXEC	Provide a 4.5% Cost of Living Adjustment (COLA) increase to Department of Human Services purchase of service contracts consistent with historic allocation criteria, and additionally allow for Comprehensive Community Service (CCS) provider inclusion with CCS COLA payment pending State of WI Department of Health Services reconciliation revenue.		\$116,475	\$0	\$116,475	
ADOPTED	Increase expenditures by \$1.355M to increase the POS COLA by 2.5% to a total of 7.0%.		\$66,133	\$0	\$66,133	
	NET DI #	HUMN-CYTH-3	\$182,608	\$0	\$182,608	
<b>2024 ADOPTED BUDGET</b>			\$11,653,996	\$4,701,892	\$6,952,104	



Dept:	Human Services	54	COUNTY OF DANE			Fund Name:	Human Services	
Prgm:	Child Protective Services	305/54				Fund No:	2610	
<b>Mission:</b>								
<p>The CYF Division uses the Statewide model premised on the belief that the role and purpose of Child Protective Services (CPS) is to assess family conditions, circumstances, and behaviors to determine if families need agency services to keep their children safe and to provide and coordinate such services when needed. Health and safety of the child is the paramount value in CPS intervention, and the best environment for providing health and safety is a permanent family. Successful prevention and intervention requires various levels of family involvement in determining the focus and design of participation, treatment and safety plans. Child safety is a product of family and community systems, as well as, the actions of individuals.</p>								
<b>Description:</b>								
<p>Wisconsin State Statute 48.13 presents the situations in which Courts have jurisdiction over children alleged to be in need of maltreatment-related protection or services. Intake staff assess allegations of child abuse and neglect and perform initial assessments on cases that are screened in. Once the assessment is complete, a decision is made as to whether the allegations are substantiated or not and whether to open the case formally or informally for ongoing services. The goal of the ongoing Social Worker is to assist the family to successfully complete the conditions of the court order or voluntary agreement. Assistance includes supervision and case management services, oversight of out-of-home placement situations, and referrals, as appropriate, to community-based services. Chapter 938.13 directs Dane County Department of Human Services (DCDHS) to work with juveniles who are either children in need of protection or services or are delinquent (children who have committed law offenses). DCDHS attempts to work with juveniles and families on a voluntary, non-court basis.</p>								
	Actual 2022	Adopted 2023	2022 Carry Forward	Board Transfers	Budget As Modified	2023 YTD	Estimated 2023	Executive Recommended
<b>PROGRAM EXPENDITURES</b>								
Personnel Costs	\$8,527,737	\$11,042,900	\$0	\$0	\$11,042,900	\$2,901,185	\$11,042,900	\$12,047,700
Operating Expenses	\$33,950	\$64,080	\$0	\$0	\$64,080	\$13,274	\$64,080	\$73,460
Contractual Services	\$1,590,632	\$1,693,249	\$0	\$0	\$1,693,249	\$516,473	\$1,693,249	\$1,780,588
Operating Capital	\$0	\$0	\$0	\$0	\$0	\$0	\$0	\$0
<b>TOTAL</b>	<b>\$10,152,319</b>	<b>\$12,800,229</b>	<b>\$0</b>	<b>\$0</b>	<b>\$12,800,229</b>	<b>\$3,430,931</b>	<b>\$12,800,229</b>	<b>\$13,901,748</b>
<b>PROGRAM REVENUE</b>								
Taxes	\$0	\$0	\$0	\$0	\$0	\$0	\$0	\$0
Intergovernmental Revenue	\$3,877,348	\$4,433,790	\$0	\$0	\$4,433,790	\$112,752	\$4,433,790	\$4,436,106
Licenses & Permits	\$0	\$0	\$0	\$0	\$0	\$0	\$0	\$0
Fines, Forfeits & Penalties	\$0	\$0	\$0	\$0	\$0	\$0	\$0	\$0
Public Charges for Services	\$0	\$0	\$0	\$0	\$0	\$0	\$0	\$0
Miscellaneous	\$0	\$0	\$0	\$0	\$0	\$0	\$0	\$0
Other Financing Sources	\$0	\$0	\$0	\$0	\$0	\$0	\$0	\$0
<b>TOTAL</b>	<b>\$3,877,348</b>	<b>\$4,433,790</b>	<b>\$0</b>	<b>\$0</b>	<b>\$4,433,790</b>	<b>\$112,752</b>	<b>\$4,433,790</b>	<b>\$4,436,106</b>
<b>GPR SUPPORT</b>	<b>\$6,274,971</b>	<b>\$8,366,439</b>			<b>\$8,366,439</b>			<b>\$9,465,642</b>
<b>F.T.E. STAFF</b>	<b>89.500</b>	<b>93.500</b>					<b>93.500</b>	<b>93.500</b>

<b>Dept:</b>	Human Services	54	<b>Fund Name:</b>	Human Services
<b>Prgm:</b>	Child Protective Services	305/54	<b>Fund No.:</b>	2610

DI#	2024 Base	Net Decision Items							2024 Adopted Budget	
		01	02	03	04	05	06	07		
<b>PROGRAM EXPENDITURES</b>										
Personnel Costs	\$11,327,500	\$705,200	\$15,000	\$0	\$0	\$0	\$0	\$0	\$0	\$12,047,700
Operating Expenses	\$64,080	\$0	\$9,380	\$0	\$0	\$0	\$0	\$0	\$0	\$73,460
Contractual Services	\$1,693,249	\$0	\$45,446	\$65,166	\$0	\$0	\$0	\$0	\$0	\$1,803,861
Operating Capital	\$0	\$0	\$0	\$0	\$0	\$0	\$0	\$0	\$0	\$0
<b>TOTAL</b>	<b>\$13,084,829</b>	<b>\$705,200</b>	<b>\$69,826</b>	<b>\$65,166</b>	<b>\$0</b>	<b>\$0</b>	<b>\$0</b>	<b>\$0</b>	<b>\$0</b>	<b>\$13,925,021</b>
<b>PROGRAM REVENUE</b>										
Taxes	\$0	\$0	\$0	\$0	\$0	\$0	\$0	\$0	\$0	\$0
Intergovernmental Revenue	\$4,433,790	\$0	\$2,316	\$0	\$0	\$0	\$0	\$0	\$0	\$4,436,106
Licenses & Permits	\$0	\$0	\$0	\$0	\$0	\$0	\$0	\$0	\$0	\$0
Fines, Forfeits & Penalties	\$0	\$0	\$0	\$0	\$0	\$0	\$0	\$0	\$0	\$0
Public Charges for Services	\$0	\$0	\$0	\$0	\$0	\$0	\$0	\$0	\$0	\$0
Miscellaneous	\$0	\$0	\$0	\$0	\$0	\$0	\$0	\$0	\$0	\$0
Other Financing Sources	\$0	\$0	\$0	\$0	\$0	\$0	\$0	\$0	\$0	\$0
<b>TOTAL</b>	<b>\$4,433,790</b>	<b>\$0</b>	<b>\$2,316</b>	<b>\$0</b>	<b>\$0</b>	<b>\$0</b>	<b>\$0</b>	<b>\$0</b>	<b>\$0</b>	<b>\$4,436,106</b>
<b>GPR SUPPORT</b>	<b>\$8,651,039</b>	<b>\$705,200</b>	<b>\$67,510</b>	<b>\$65,166</b>	<b>\$0</b>	<b>\$0</b>	<b>\$0</b>	<b>\$0</b>	<b>\$0</b>	<b>\$9,488,915</b>
<b>F.T.E. STAFF</b>	<b>93.500</b>	<b>0.000</b>	<b>0.000</b>	<b>0.000</b>	<b>0.000</b>	<b>0.000</b>	<b>0.000</b>	<b>0.000</b>	<b>0.000</b>	<b>93.500</b>

**NARRATIVE INFORMATION ABOUT DECISION ITEMS**

		Expenditures	Revenue	GPR Support
<b>2024 BUDGET BASE</b>		\$13,084,829	\$4,433,790	\$8,651,039
DI #	HUMN-CCPS-1 Personnel Cost Changes	\$0	\$0	\$0
DEPT				
EXEC	Adjust personnel costs to reflect a 4.5% cost of living increase for County employees in 2024. Also, adjust personnel costs to reflect new retirement (WRS) rates and negotiated handbook changes in effect for 2024.	\$705,200	\$0	\$705,200
ADOPTED	Approved as Recommended	\$0	\$0	\$0
<b>NET DI # HUMN-CCPS-1</b>		<b>\$705,200</b>	<b>\$0</b>	<b>\$705,200</b>

Dept: Human Services		54	Fund Name: Human Services		
Prgm: Child Protective Services		305/54	Fund No.: 2610		
NARRATIVE INFORMATION ABOUT DECISION ITEMS, cont.			Expenditures	Revenues	GPR Support
DI #	HUMN-CCPS-2 - Reallocations and Transfers				
DEPT	This decision item reflects reallocation of expenditures and revenues. This decision item reflects an expense increase of \$69,826, a revenue increase of \$2,316 for a net GPR increase of \$67,510.		\$69,826	\$2,316	\$67,510
EXEC	Approved as Requested		\$0	\$0	\$0
ADOPTED	Approved as Recommended		\$0	\$0	\$0
		NET DI # HUMN-CCPS-2	\$69,826	\$2,316	\$67,510
DI #	HUMN-CCPS-3 Purchase of Service Provider COLA				
DEPT			\$0	\$0	\$0
EXEC	Provide a 4.5% Cost of Living Adjustment (COLA) increase to Department of Human Services purchase of service contracts consistent with historic allocation criteria, and additionally allow for Comprehensive Community Service (CCS) provider inclusion with CCS COLA payment pending State of WI Department of Health Services reconciliation revenue.		\$41,893	\$0	\$41,893
ADOPTED	Increase expenditures by \$1.355M to increase the POS COLA by 2.5% to a total of 7.0%.		\$23,273	\$0	\$23,273
		NET DI # HUMN-CCPS-3	\$65,166	\$0	\$65,166
<b>2024 ADOPTED BUDGET</b>			\$13,925,021	\$4,436,106	\$9,488,915

<b>Dept:</b>	Human Services	54	<b>COUNTY OF DANE</b>	<b>Fund Name:</b>	Human Services
<b>Prgm:</b>	EAWS Administration	306/60		<b>Fund No:</b>	2610

Mission:

To plan, operate, and evaluate an array of programs which effectively meet the immediate needs of low-income residents of Dane County, and at the same time, foster independence and economic self-sufficiency to the greatest extent possible.

Description:

Economic Assistance and Work Services (EAWS) Administration incorporates program and policy development, employee training, contract and budget management, and support necessary to meet EAWS Division goals and assure compliance with State and Federal mandates.

	Actual 2022	Adopted 2023	2022 Carry Forward	Board Transfers	Budget As Modified	2023 YTD	Estimated 2023	Executive Recommended
<b>PROGRAM EXPENDITURES</b>								
Personnel Costs	\$1,389,944	\$1,642,800	\$0	\$0	\$1,642,800	\$461,816	\$1,642,800	\$1,821,500
Operating Expenses	\$213,611	\$292,583	\$0	\$35,000	\$327,583	\$65,659	\$327,583	\$304,655
Contractual Services	\$546,206	\$377,528	\$0	\$42,000	\$419,528	\$139,528	\$419,528	\$407,228
Operating Capital	\$3,848	\$0	\$0	\$0	\$0	\$0	\$0	\$0
<b>TOTAL</b>	<b>\$2,153,609</b>	<b>\$2,312,911</b>	<b>\$0</b>	<b>\$77,000</b>	<b>\$2,389,911</b>	<b>\$667,004</b>	<b>\$2,389,911</b>	<b>\$2,533,383</b>
<b>PROGRAM REVENUE</b>								
Taxes	\$0	\$0	\$0	\$0	\$0	\$0	\$0	\$0
Intergovernmental Revenue	\$1,019,087	\$1,182,387	\$0	\$77,000	\$1,259,387	\$96,123	\$1,259,387	\$1,229,687
Licenses & Permits	\$0	\$0	\$0	\$0	\$0	\$0	\$0	\$0
Fines, Forfeits & Penalties	\$0	\$0	\$0	\$0	\$0	\$0	\$0	\$0
Public Charges for Services	\$249,270	\$233,675	\$0	\$0	\$233,675	\$96,272	\$233,675	\$233,675
Miscellaneous	\$0	\$0	\$0	\$0	\$0	\$0	\$0	\$0
Other Financing Sources	\$0	\$0	\$0	\$0	\$0	\$0	\$0	\$0
<b>TOTAL</b>	<b>\$1,268,357</b>	<b>\$1,416,062</b>	<b>\$0</b>	<b>\$77,000</b>	<b>\$1,493,062</b>	<b>\$192,395</b>	<b>\$1,493,062</b>	<b>\$1,463,362</b>
<b>GPR SUPPORT</b>	<b>\$885,252</b>	<b>\$896,849</b>			<b>\$896,849</b>			<b>\$1,070,021</b>
<b>F.T.E. STAFF</b>	<b>14.000</b>	<b>15.000</b>					<b>15.000</b>	<b>15.500</b>

Dept: Human Services		54		Fund Name: Human Services					
Prgr: EAWS Administration		306/60		Fund No.: 2610					
DI#	2024 Base	Net Decision Items							2024 Adopted Budget
		01	02	03	04	05	06	07	
<b>PROGRAM EXPENDITURES</b>									
Personnel Costs	\$1,703,900	\$70,300	\$0	\$47,300	\$0	\$0	\$0	\$0	\$1,821,500
Operating Expenses	\$292,583	\$0	\$18,258	\$0	(\$6,186)	\$0	\$0	\$0	\$304,655
Contractual Services	\$407,228	\$1	(\$1)	\$0	\$0	\$0	\$0	\$0	\$407,228
Operating Capital	\$0	(\$1)	\$1	\$0	\$0	\$0	\$0	\$0	\$0
<b>TOTAL</b>	<b>\$2,403,711</b>	<b>\$70,300</b>	<b>\$18,258</b>	<b>\$47,300</b>	<b>(\$6,186)</b>	<b>\$0</b>	<b>\$0</b>	<b>\$0</b>	<b>\$2,533,383</b>
<b>PROGRAM REVENUE</b>									
Taxes	\$0	\$0	\$0	\$0	\$0	\$0	\$0	\$0	\$0
Intergovernmental Revenue	\$1,182,387	\$0	\$0	\$47,300	\$0	\$0	\$0	\$0	\$1,229,687
Licenses & Permits	\$0	\$0	\$0	\$0	\$0	\$0	\$0	\$0	\$0
Fines, Forfeits & Penalties	\$0	\$0	\$0	\$0	\$0	\$0	\$0	\$0	\$0
Public Charges for Services	\$233,675	\$0	\$0	\$0	\$0	\$0	\$0	\$0	\$233,675
Miscellaneous	\$0	\$0	\$0	\$0	\$0	\$0	\$0	\$0	\$0
Other Financing Sources	\$0	\$0	\$0	\$0	\$0	\$0	\$0	\$0	\$0
<b>TOTAL</b>	<b>\$1,416,062</b>	<b>\$0</b>	<b>\$0</b>	<b>\$47,300</b>	<b>\$0</b>	<b>\$0</b>	<b>\$0</b>	<b>\$0</b>	<b>\$1,463,362</b>
GPR SUPPORT	\$987,649	\$70,300	\$18,258	\$0	(\$6,186)	\$0	\$0	\$0	\$1,070,021
F.T.E. STAFF	15.000	0.000	0.000	0.500	0.000	0.000	0.000	0.000	15.500
<b>NARRATIVE INFORMATION ABOUT DECISION ITEMS</b>							Expenditures	Revenue	GPR Support
<b>2024 BUDGET BASE</b>							\$2,403,711	\$1,416,062	\$987,649
DI #	HUMN-EADM-1	Personnel Cost Changes					\$0	\$0	\$0
DEPT									
EXEC	Adjust personnel costs to reflect a 4.5% cost of living increase for County employees in 2024. Also, adjust personnel costs to reflect new retirement (WRS) rates and negotiated handbook changes in effect for 2024.					\$70,300	\$0	\$70,300	
ADOPTED	Approved as Recommended					\$0	\$0	\$0	
NET DI # HUMN-EADM-1							\$70,300	\$0	\$70,300

Dept:		Human Services	54	Fund Name:		Human Services	
Prgm:		EAWS Administration	306/60	Fund No.:		2610	
NARRATIVE INFORMATION ABOUT DECISION ITEMS, cont.				Expenditures	Revenues	GPR Support	
DI #	HUMN-EADM-2	Reallocations and Transfers					
DEPT	This decision item reflects reallocation of expenditures and revenues. This decision item reflects an expense increase of \$18,258, no revenue change for a net GPR increase of \$18,258.			\$18,258	\$0	\$18,258	
EXEC	Approved as Requested			\$0	\$0	\$0	
ADOPTED	Approved as Recommended			\$0	\$0	\$0	
NET DI #				HUMN-EADM-2	\$18,258	\$0	\$18,258
DI #	HUMN-EADM-3	New Expenditures and/or Revenue Changes					
DEPT	This decision item includes increased revenue where applicable and changes to adjust expense/revenue levels accordingly. This DI includes the addition of a new 0.5 FTE Clerk I-II (Bilingual) position funded with offsetting revenue. resulting in an expense increase of \$47,300, a revenue increase of \$47,300 for a net zero GPR impact.			\$47,300	\$47,300	\$0	
EXEC	Approved as Requested			\$0	\$0	\$0	
ADOPTED	Approved as Recommended			\$0	\$0	\$0	
NET DI #				HUMN-EADM-3	\$47,300	\$47,300	\$0
DI #	HUMN-EADM-4	Other Changes Impacting Operating					
DEPT	This decision item includes department-wide utility cost reallocations (e.g., internet, phone, utilities) to realign operating funding to program area spending. This decision item reflects an expense decrease of (\$6,186), no revenue change for a net GPR decrease of (\$6,186).			(\$6,186)	\$0	(\$6,186)	
EXEC	Approved as Requested			\$0	\$0	\$0	
ADOPTED	Approved as Recommended			\$0	\$0	\$0	
NET DI #				HUMN-EADM-4	(\$6,186)	\$0	(\$6,186)
<b>2024 ADOPTED BUDGET</b>				<b>\$2,533,383</b>	<b>\$1,463,362</b>	<b>\$1,070,021</b>	

Dept: Human Services		54		COUNTY OF DANE			Fund Name: Human Services	
Prgm: Eligibility		306/62					Fund No: 2610	
<u>Mission:</u>								
To provide access to support and services for those who qualify for State and Federal Income Maintenance programs including nutritional programs, health care and child care.								
<u>Description:</u>								
Funding supports front line and oversight economic support specialist staff who determine and maintain eligibility for Foodshare, Medicaid, BadgerCare Plus and Wisconsin Shares for tens of thousands of needy income eligible families and citizens in Dane County.								
	Actual 2022	Adopted 2023	2022 Carry Forward	Board Transfers	Budget As Modified	2023 YTD	Estimated 2023	Executive Recommended
PROGRAM EXPENDITURES								
Personnel Costs	\$12,140,378	\$13,429,500	\$0	\$397,630	\$13,827,130	\$3,862,687	\$13,827,130	\$14,482,380
Operating Expenses	\$0	\$500	\$0	\$0	\$500	\$0	\$500	\$500
Contractual Services	\$0	\$13,500	\$0	\$0	\$13,500	\$0	\$13,500	\$13,500
Operating Capital	\$0	\$0	\$0	\$0	\$0	\$0	\$0	\$0
TOTAL	\$12,140,378	\$13,443,500	\$0	\$397,630	\$13,841,130	\$3,862,687	\$13,841,130	\$14,496,380
PROGRAM REVENUE								
Taxes	\$0	\$0	\$0	\$0	\$0	\$0	\$0	\$0
Intergovernmental Revenue	\$9,010,284	\$9,009,118	\$0	\$397,630	\$9,406,748	\$814,527	\$9,406,748	\$9,187,198
Licenses & Permits	\$0	\$0	\$0	\$0	\$0	\$0	\$0	\$0
Fines, Forfeits & Penalties	\$0	\$0	\$0	\$0	\$0	\$0	\$0	\$0
Public Charges for Services	\$241,960	\$287,800	\$0	\$0	\$287,800	\$75,157	\$287,800	\$285,640
Miscellaneous	\$0	\$0	\$0	\$0	\$0	\$0	\$0	\$0
Other Financing Sources	\$0	\$0	\$0	\$0	\$0	\$0	\$0	\$0
TOTAL	\$9,252,244	\$9,296,918	\$0	\$397,630	\$9,694,548	\$889,684	\$9,694,548	\$9,472,838
GPR SUPPORT	\$2,888,134	\$4,146,582			\$4,146,582			\$5,023,542
F.T.E. STAFF	119.500	119.000					118.750	119.750

<b>Dept:</b> Human Services	54	<b>Fund Name:</b> Human Services
<b>Prgm:</b> Eligibility	306/62	<b>Fund No.:</b> 2610

DI#	2024 Base	Net Decision Items							2024 Adopted Budget
		01	02	03	04	05	06	07	
<b>PROGRAM EXPENDITURES</b>									
Personnel Costs	\$13,786,700	\$51,380	\$0	\$105,800	\$538,500	\$0	\$0	\$0	\$14,482,380
Operating Expenses	\$500	\$0	\$0	\$0	\$0	\$0	\$0	\$0	\$500
Contractual Services	\$13,500	\$0	\$0	\$0	\$0	\$0	\$0	\$0	\$13,500
Operating Capital	\$0	\$0	\$0	\$0	\$0	\$0	\$0	\$0	\$0
<b>TOTAL</b>	<b>\$13,800,700</b>	<b>\$51,380</b>	<b>\$0</b>	<b>\$105,800</b>	<b>\$538,500</b>	<b>\$0</b>	<b>\$0</b>	<b>\$0</b>	<b>\$14,496,380</b>
<b>PROGRAM REVENUE</b>									
Taxes	\$0	\$0	\$0	\$0	\$0	\$0	\$0	\$0	\$0
Intergovernmental Revenue	\$9,009,118	\$51,380	\$2,160	\$124,540	\$0	\$0	\$0	\$0	\$9,187,198
Licenses & Permits	\$0	\$0	\$0	\$0	\$0	\$0	\$0	\$0	\$0
Fines, Forfeits & Penalties	\$0	\$0	\$0	\$0	\$0	\$0	\$0	\$0	\$0
Public Charges for Services	\$287,800	\$0	(\$2,160)	\$0	\$0	\$0	\$0	\$0	\$285,640
Miscellaneous	\$0	\$0	\$0	\$0	\$0	\$0	\$0	\$0	\$0
Other Financing Sources	\$0	\$0	\$0	\$0	\$0	\$0	\$0	\$0	\$0
<b>TOTAL</b>	<b>\$9,296,918</b>	<b>\$51,380</b>	<b>\$0</b>	<b>\$124,540</b>	<b>\$0</b>	<b>\$0</b>	<b>\$0</b>	<b>\$0</b>	<b>\$9,472,838</b>
<b>GPR SUPPORT</b>	<b>\$4,503,782</b>	<b>\$0</b>	<b>\$0</b>	<b>(\$18,740)</b>	<b>\$538,500</b>	<b>\$0</b>	<b>\$0</b>	<b>\$0</b>	<b>\$5,023,542</b>
<b>F.T.E. STAFF</b>	<b>118.750</b>	<b>0.000</b>	<b>0.000</b>	<b>1.000</b>	<b>0.000</b>	<b>0.000</b>	<b>0.000</b>	<b>0.000</b>	<b>119.750</b>

**NARRATIVE INFORMATION ABOUT DECISION ITEMS**

		Expenditures	Revenue	GPR Support
<b>2024 BUDGET BASE</b>		\$13,800,700	\$9,296,918	\$4,503,782
DI #	HUMN-EELI-1 Contractually Obligated Changes			
DEPT	This decision item reflects contractually obligated increases or decreases to current contract levels, including changes due to grant drop-offs and RFP changes. This decision item reflects an expense increase of \$51,380, a revenue increase of \$51,380 for a net zero GPR impact.	\$51,380	\$51,380	\$0
EXEC	Approved as Requested	\$0	\$0	\$0
ADOPTED	Approved as Recommended	\$0	\$0	\$0
<b>NET DI # HUMN-EELI-1</b>		<b>\$51,380</b>	<b>\$51,380</b>	<b>\$0</b>



Dept:	Human Services	54	Fund Name:	Human Services		
Prgm:	Eligibility	306/62	Fund No.:	2610		
NARRATIVE INFORMATION ABOUT DECISION ITEMS, cont.			Expenditures	Revenues	GPR Support	
DI #	HUMN-EELI-2	Reallocations and Transfers				
DEPT	This decision item reflects reallocation of expenditures and revenues. This decision item reflects no expense increase, a revenue reallocation for a net zero GPR impact.		\$0	\$0	\$0	
EXEC	Approved as Requested		\$0	\$0	\$0	
ADOPTED	Approved as Recommended		\$0	\$0	\$0	
		NET DI #	HUMN-EELI-2	\$0	\$0	\$0
DI #	HUMN-EELI-3	New Expenditures and/or Revenue Changes				
DEPT	This decision item includes increased revenue where applicable and changes to adjust expense/revenue levels accordingly. Funded with offsetting revenue is an additional 1.0 FTE Economic Support Specialist (Bilingual) position. This decision item reflects an expense increase of \$105,800, a revenue increase of \$124,540 for a net GPR decrease of (\$18,740).		\$105,800	\$124,540	(\$18,740)	
EXEC	Approved as Requested		\$0	\$0	\$0	
ADOPTED	Approved as Recommended		\$0	\$0	\$0	
		NET DI #	HUMN-EELI-3	\$105,800	\$124,540	(\$18,740)
DI #	HUMN-EELI-4	Personnel Cost Changes				
DEPT			\$0	\$0	\$0	
EXEC	Adjust personnel costs to reflect a 4.5% cost of living increase for County employees in 2024. Also, adjust personnel costs to reflect new retirement (WRS) rates and negotiated handbook changes in effect for 2024.		\$538,500	\$0	\$538,500	
ADOPTED	Approved as Recommended		\$0	\$0	\$0	
		NET DI #	HUMN-EELI-4	\$538,500	\$0	\$538,500
<b>2024 ADOPTED BUDGET</b>			<b>\$14,496,380</b>	<b>\$9,472,838</b>	<b>\$5,023,542</b>	

<b>Dept:</b>	Human Services	54	<b>COUNTY OF DANE</b>	<b>Fund Name:</b>	Human Services
<b>Prgm:</b>	Capital Consortium	306/64		<b>Fund No:</b>	2610

Mission: To work as a consortium of county operated Income Maintenance and related programs to provide assistance, training and support to applicants and recipients to enable them to become economically self-sufficient.

Description: The Capital Consortium consists of Income Maintenance and related programs operated by Adams, Columbia, Dane, Dodge, Juneau, Richland, Sauk and Sheboygan Counties. All funds flow through Dane County. This program budget area consists of the programs in our Consortium partner agencies.

	Actual 2022	Adopted 2023	2022 Carry Forward	Board Transfers	Budget As Modified	2023 YTD	Estimated 2023	Executive Recommended
<b>PROGRAM EXPENDITURES</b>								
Personnel Costs	\$0	\$0	\$0	\$0	\$0	\$0	\$0	\$0
Operating Expenses	\$0	\$0	\$0	\$0	\$0	\$0	\$0	\$0
Contractual Services	\$6,582,556	\$5,844,970	\$0	\$319,486	\$6,164,456	\$0	\$6,164,456	\$5,901,446
Operating Capital	\$0	\$0	\$0	\$0	\$0	\$0	\$0	\$0
<b>TOTAL</b>	<b>\$6,582,556</b>	<b>\$5,844,970</b>	<b>\$0</b>	<b>\$319,486</b>	<b>\$6,164,456</b>	<b>\$0</b>	<b>\$6,164,456</b>	<b>\$5,901,446</b>
<b>PROGRAM REVENUE</b>								
Taxes	\$0	\$0	\$0	\$0	\$0	\$0	\$0	\$0
Intergovernmental Revenue	\$6,562,924	\$5,844,970	\$0	\$319,486	\$6,164,456	\$268,992	\$6,164,456	\$5,901,446
Licenses & Permits	\$0	\$0	\$0	\$0	\$0	\$0	\$0	\$0
Fines, Forfeits & Penalties	\$0	\$0	\$0	\$0	\$0	\$0	\$0	\$0
Public Charges for Services	\$0	\$0	\$0	\$0	\$0	\$0	\$0	\$0
Miscellaneous	\$0	\$0	\$0	\$0	\$0	\$0	\$0	\$0
Other Financing Sources	\$0	\$0	\$0	\$0	\$0	\$0	\$0	\$0
<b>TOTAL</b>	<b>\$6,562,924</b>	<b>\$5,844,970</b>	<b>\$0</b>	<b>\$319,486</b>	<b>\$6,164,456</b>	<b>\$268,992</b>	<b>\$6,164,456</b>	<b>\$5,901,446</b>
<b>GPR SUPPORT</b>	<b>\$19,632</b>	<b>\$0</b>			<b>\$0</b>			<b>\$0</b>
<b>F.T.E. STAFF</b>	<b>0.000</b>	<b>0.000</b>					<b>0.000</b>	<b>0.000</b>

Dept: Human Services		54							Fund Name: Human Services	
Prgm: Capital Consortium		306/64							Fund No.: 2610	
DI#	2024 Base	Net Decision Items							2024 Adopted Budget	
		01	02	03	04	05	06	07		
<b>PROGRAM EXPENDITURES</b>										
Personnel Costs	\$0	\$0	\$0	\$0	\$0	\$0	\$0	\$0	\$0	
Operating Expenses	\$0	\$0	\$0	\$0	\$0	\$0	\$0	\$0	\$0	
Contractual Services	\$5,844,970	\$34,588	\$21,888	\$0	\$0	\$0	\$0	\$0	\$5,901,446	
Operating Capital	\$0	\$0	\$0	\$0	\$0	\$0	\$0	\$0	\$0	
<b>TOTAL</b>	<b>\$5,844,970</b>	<b>\$34,588</b>	<b>\$21,888</b>	<b>\$0</b>	<b>\$0</b>	<b>\$0</b>	<b>\$0</b>	<b>\$0</b>	<b>\$5,901,446</b>	
<b>PROGRAM REVENUE</b>										
Taxes	\$0	\$0	\$0	\$0	\$0	\$0	\$0	\$0	\$0	
Intergovernmental Revenue	\$5,844,970	\$34,588	\$21,888	\$0	\$0	\$0	\$0	\$0	\$5,901,446	
Licenses & Permits	\$0	\$0	\$0	\$0	\$0	\$0	\$0	\$0	\$0	
Fines, Forfeits & Penalties	\$0	\$0	\$0	\$0	\$0	\$0	\$0	\$0	\$0	
Public Charges for Services	\$0	\$0	\$0	\$0	\$0	\$0	\$0	\$0	\$0	
Miscellaneous	\$0	\$0	\$0	\$0	\$0	\$0	\$0	\$0	\$0	
Other Financing Sources	\$0	\$0	\$0	\$0	\$0	\$0	\$0	\$0	\$0	
<b>TOTAL</b>	<b>\$5,844,970</b>	<b>\$34,588</b>	<b>\$21,888</b>	<b>\$0</b>	<b>\$0</b>	<b>\$0</b>	<b>\$0</b>	<b>\$0</b>	<b>\$5,901,446</b>	
GPR SUPPORT	\$0	\$0	\$0	\$0	\$0	\$0	\$0	\$0	\$0	
F.T.E. STAFF	0.000	0.000	0.000	0.000	0.000	0.000	0.000	0.000	0.000	
<b>NARRATIVE INFORMATION ABOUT DECISION ITEMS</b>							Expenditures	Revenue	GPR Support	
<b>2024 BUDGET BASE</b>							\$5,844,970	\$5,844,970	\$0	
DI #	HUMN-ECAP-1		Contractually Obligated Changes							
DEPT	This decision item reflects contractually obligated increases or decreases to current contract levels, including changes due to grant drop-offs and RFP changes. The decision item reflects an expense increase of \$34,588, a revenue increase of \$34,588 for a net zero GPR impact.						\$34,588	\$34,588	\$0	
EXEC	Approved as Requested						\$0	\$0	\$0	
ADOPTED	Approved as Recommended						\$0	\$0	\$0	
NET DI # HUMN-ECAP-1							\$34,588	\$34,588	\$0	

<b>Dept:</b>	Human Services	54	<b>Fund Name:</b>	Human Services
<b>Prgm:</b>	Capital Consortium	306/64	<b>Fund No.:</b>	2610

<b>NARRATIVE INFORMATION ABOUT DECISION ITEMS, cont.</b>	<b>Expenditures</b>	<b>Revenues</b>	<b>GPR Support</b>
--	---------------------	-----------------	--------------------

DI #	HUMN-ECAP-2	Reallocations and Transfers				
DEPT	This decision item reflects reallocation of expenditures and revenues. This decision item reflects an expense increase of \$21,888, a revenue increase of \$21,888 for a net zero GPR impact.			\$21,888	\$21,888	\$0
EXEC	Approved as Requested			\$0	\$0	\$0
ADOPTED	Approved as Recommended			\$0	\$0	\$0
	NET DI #	HUMN-ECAP-2		\$21,888	\$21,888	\$0

<b>2024 ADOPTED BUDGET</b>	\$5,901,446	\$5,901,446	\$0
----------------------------	-------------	-------------	-----

Dept: Human Services		54		COUNTY OF DANE			Fund Name: Human Services	
Prgm: EA Contracted Services		306/66					Fund No: 2610	
<u>Mission:</u>								
To provide quality service to Dane County residents that is supported through partners and vendors with specific expertise or experience.								
<u>Description:</u>								
These programs include an array of partner and vendor contracts for services best delivered through those with specific expertise and capacity. Services are bid competitively where possible. Includes partnerships with many valued community providers who deliver high quality programs to Dane County residents and families in the area of employment and training.								
	Actual 2022	Adopted 2023	2022 Carry Forward	Board Transfers	Budget As Modified	2023 YTD	Estimated 2023	Executive Recommended
<b>PROGRAM EXPENDITURES</b>								
Personnel Costs	\$0	\$0	\$0	\$0	\$0	\$0	\$0	\$0
Operating Expenses	\$156	\$2,072	\$0	\$0	\$2,072	\$24	\$2,072	\$2,072
Contractual Services	\$3,756,810	\$5,636,324	\$1,906,959	\$0	\$7,543,283	\$985,123	\$7,543,283	\$4,536,322
Operating Capital	\$0	\$0	\$0	\$0	\$0	\$0	\$0	\$0
<b>TOTAL</b>	<b>\$3,756,966</b>	<b>\$5,638,396</b>	<b>\$1,906,959</b>	<b>\$0</b>	<b>\$7,545,355</b>	<b>\$985,146</b>	<b>\$7,545,355</b>	<b>\$4,538,394</b>
<b>PROGRAM REVENUE</b>								
Taxes	\$0	\$0	\$0	\$0	\$0	\$0	\$0	\$0
Intergovernmental Revenue	\$3,050,751	\$4,849,657	\$1,906,959	\$0	\$6,756,616	\$5,574	\$6,756,616	\$3,715,917
Licenses & Permits	\$235,997	\$243,000	\$0	\$0	\$243,000	\$981	\$243,000	\$243,000
Fines, Forfeits & Penalties	\$0	\$0	\$0	\$0	\$0	\$0	\$0	\$0
Public Charges for Services	\$51,834	\$51,834	\$0	\$0	\$51,834	\$12,959	\$51,834	\$51,834
Miscellaneous	\$0	\$0	\$0	\$0	\$0	\$0	\$0	\$0
Other Financing Sources	\$0	\$0	\$0	\$0	\$0	\$0	\$0	\$0
<b>TOTAL</b>	<b>\$3,338,582</b>	<b>\$5,144,491</b>	<b>\$1,906,959</b>	<b>\$0</b>	<b>\$7,051,450</b>	<b>\$19,513</b>	<b>\$7,051,450</b>	<b>\$4,010,751</b>
<b>GPR SUPPORT</b>	<b>\$418,385</b>	<b>\$493,905</b>			<b>\$493,905</b>			<b>\$527,643</b>
<b>F.T.E. STAFF</b>	<b>0.000</b>	<b>0.000</b>					<b>0.000</b>	<b>0.000</b>

<b>Dept:</b>	Human Services	54	<b>Fund Name:</b>	Human Services
<b>Prgm:</b>	EA Contracted Services	306/66	<b>Fund No.:</b>	2610

DI#	2024 Base	Net Decision Items							2024 Adopted Budget	
		01	02	03	04	05	06	07		
<b>PROGRAM EXPENDITURES</b>										
Personnel Costs	\$0	\$0	\$0	\$0	\$0	\$0	\$0	\$0	\$0	\$0
Operating Expenses	\$2,072	\$0	\$0	\$0	\$0	\$0	\$0	\$0	\$0	\$2,072
Contractual Services	\$4,036,324	\$17,516	\$459,978	\$28,760	\$0	\$0	\$0	\$0	\$0	\$4,542,578
Operating Capital	\$0	\$0	\$0	\$0	\$0	\$0	\$0	\$0	\$0	\$0
<b>TOTAL</b>	<b>\$4,038,396</b>	<b>\$17,516</b>	<b>\$459,978</b>	<b>\$28,760</b>	<b>\$0</b>	<b>\$0</b>	<b>\$0</b>	<b>\$0</b>	<b>\$0</b>	<b>\$4,544,650</b>
<b>PROGRAM REVENUE</b>										
Taxes	\$0	\$0	\$0	\$0	\$0	\$0	\$0	\$0	\$0	\$0
Intergovernmental Revenue	\$3,249,657	\$0	\$437,500	\$28,760	\$0	\$0	\$0	\$0	\$0	\$3,715,917
Licenses & Permits	\$243,000	\$0	\$0	\$0	\$0	\$0	\$0	\$0	\$0	\$243,000
Fines, Forfeits & Penalties	\$0	\$0	\$0	\$0	\$0	\$0	\$0	\$0	\$0	\$0
Public Charges for Services	\$51,834	\$0	\$0	\$0	\$0	\$0	\$0	\$0	\$0	\$51,834
Miscellaneous	\$0	\$0	\$0	\$0	\$0	\$0	\$0	\$0	\$0	\$0
Other Financing Sources	\$0	\$0	\$0	\$0	\$0	\$0	\$0	\$0	\$0	\$0
<b>TOTAL</b>	<b>\$3,544,491</b>	<b>\$0</b>	<b>\$437,500</b>	<b>\$28,760</b>	<b>\$0</b>	<b>\$0</b>	<b>\$0</b>	<b>\$0</b>	<b>\$0</b>	<b>\$4,010,751</b>
GPR SUPPORT	\$493,905	\$17,516	\$22,478	\$0	\$0	\$0	\$0	\$0	\$0	\$533,899
F.T.E. STAFF	0.000	0.000	0.000	0.000	0.000	0.000	0.000	0.000	0.000	0.000

**NARRATIVE INFORMATION ABOUT DECISION ITEMS**

		Expenditures	Revenue	GPR Support
<b>2024 BUDGET BASE</b>		\$4,038,396	\$3,544,491	\$493,905
DI #	HUMN-EEAC-1			
DEPT	Purchase of Service Provider COLA	\$0	\$0	\$0
EXEC	Provide a 4.5% Cost of Living Adjustment (COLA) increase to Department of Human Services purchase of service contracts consistent with historic allocation criteria, and additionally allow for Comprehensive Community Service (CCS) provider inclusion with CCS COLA payment pending State of WI Department of Health Services reconciliation revenue.	\$11,260	\$0	\$11,260
ADOPTED	Increase expenditures by \$1.355M to increase the POS COLA by 2.5% to a total of 7.0%.	\$6,256	\$0	\$6,256
<b>NET DI # HUMN-EEAC-1</b>		<b>\$17,516</b>	<b>\$0</b>	<b>\$17,516</b>

Dept: Human Services		54	Fund Name: Human Services		
Prgm: EA Contracted Services		306/66	Fund No.: 2610		
NARRATIVE INFORMATION ABOUT DECISION ITEMS, cont.			Expenditures	Revenues	GPR Support
DI #	HUMN-EEAC-2 Reallocations and Transfers				
DEPT	This decision item reflects reallocation of expenditures and revenues. This decision item reflects an expense increase of \$34,978, a revenue increase of \$12,500 for a net GPR increase of \$22,478.		\$34,978	\$12,500	\$22,478
EXEC	Approve as requested. Also, provide one-time American Rescue Plan Act (ARPA) grant funding to provide Extended Hands Food Pantry operating support to meet client and community food pantry needs.		\$425,000	\$425,000	\$0
ADOPTED	Approved as Recommended		\$0	\$0	\$0
NET DI # HUMN-EEAC-2			\$459,978	\$437,500	\$22,478
DI #	HUMN-EEAC-3 New Expenditures and/or Revenue Changes				
DEPT	This decision item includes increased revenue where applicable and changes to adjust expense/revenue levels accordingly. This decision item reflects an expense increase of \$28,760, a revenue increase of \$28,760 for a net zero GPR impact.		\$28,760	\$28,760	\$0
EXEC	Approved as Requested		\$0	\$0	\$0
ADOPTED	Approved as Recommended		\$0	\$0	\$0
NET DI # HUMN-EEAC-3			\$28,760	\$28,760	\$0
<b>2024 ADOPTED BUDGET</b>			\$4,544,650	\$4,010,751	\$533,899

<b>Dept:</b>	Human Services	54	<b>COUNTY OF DANE</b>	<b>Fund Name:</b>	Human Services
<b>Prgm:</b>	PE&I Administration	307/70		<b>Fund No:</b>	2610

Mission:

The Prevention and Early Intervention Division seeks to strengthen communities, families and individuals through innovative, accessible and equitable services.

Description:

The Division's services are in four program areas: Prevention, Community Programs, Out of Home Care, and Counseling & Therapy. Administration supports needed infrastructure, management and supervisory personnel who provide leadership for continuous improvement, and implementation of Department rules and initiatives. Administration works in partnership with line staff, contract agencies, schools, community partners, private business, and community residents. The Division offers a continuum of innovative and effective services to support youth development, strengthen families, and build on community strengths. Services are accessible, innovative, responsive, collaborative and cost-effective to meet the growing needs of children and families in Dane County.

	Actual 2022	Adopted 2023	2022 Carry Forward	Board Transfers	Budget As Modified	2023 YTD	Estimated 2023	Executive Recommended
<b>PROGRAM EXPENDITURES</b>								
Personnel Costs	\$1,039,387	\$1,247,900	\$0	\$0	\$1,247,900	\$358,364	\$1,247,900	\$1,465,548
Operating Expenses	\$226,266	\$350,525	\$17,195	\$0	\$367,720	\$46,453	\$367,720	\$272,825
Contractual Services	\$4,243,767	\$98,033	\$0	\$0	\$98,033	\$24,984	\$98,033	\$165,718
Operating Capital	\$0	\$0	\$0	\$0	\$0	\$0	\$0	\$0
<b>TOTAL</b>	<b>\$5,509,421</b>	<b>\$1,696,458</b>	<b>\$17,195</b>	<b>\$0</b>	<b>\$1,713,653</b>	<b>\$429,801</b>	<b>\$1,713,653</b>	<b>\$1,904,091</b>
<b>PROGRAM REVENUE</b>								
Taxes	\$0	\$0	\$0	\$0	\$0	\$0	\$0	\$0
Intergovernmental Revenue	\$5,325,009	\$989,445	\$0	\$0	\$989,445	\$13,370	\$989,445	\$862,195
Licenses & Permits	\$0	\$0	\$0	\$0	\$0	\$0	\$0	\$0
Fines, Forfeits & Penalties	\$0	\$0	\$0	\$0	\$0	\$0	\$0	\$0
Public Charges for Services	\$0	\$0	\$0	\$0	\$0	\$0	\$0	\$0
Miscellaneous	\$0	\$0	\$0	\$0	\$0	\$0	\$0	\$0
Other Financing Sources	\$0	\$0	\$0	\$0	\$0	\$0	\$0	\$0
<b>TOTAL</b>	<b>\$5,325,009</b>	<b>\$989,445</b>	<b>\$0</b>	<b>\$0</b>	<b>\$989,445</b>	<b>\$13,370</b>	<b>\$989,445</b>	<b>\$862,195</b>
<b>GPR SUPPORT</b>	<b>\$184,412</b>	<b>\$707,013</b>			<b>\$724,208</b>			<b>\$1,041,896</b>
<b>F.T.E. STAFF</b>	<b>11.000</b>	<b>9.750</b>					<b>9.750</b>	<b>10.750</b>



Dept: Human Services		54		Fund Name: Human Services					
Prgm: PE&I Administration		307/70		Fund No.: 2610					
DI#	2024 Base	Net Decision Items							2024 Adopted Budget
		01	02	03	04	05	06	07	
<b>PROGRAM EXPENDITURES</b>									
Personnel Costs	\$1,270,500	\$58,600	(\$90,377)	\$226,825	\$0	\$0	\$0	\$0	\$1,465,548
Operating Expenses	\$350,525	\$0	(\$72,000)	\$0	(\$5,700)	\$0	\$0	\$0	\$272,825
Contractual Services	\$121,733	\$0	\$0	\$43,985	\$0	\$0	\$0	\$0	\$165,718
Operating Capital	\$0	\$0	\$0	\$0	\$0	\$0	\$0	\$0	\$0
<b>TOTAL</b>	<b>\$1,742,758</b>	<b>\$58,600</b>	<b>(\$162,377)</b>	<b>\$270,810</b>	<b>(\$5,700)</b>	<b>\$0</b>	<b>\$0</b>	<b>\$0</b>	<b>\$1,904,091</b>
<b>PROGRAM REVENUE</b>									
Taxes	\$0	\$0	\$0	\$0	\$0	\$0	\$0	\$0	\$0
Intergovernmental Revenue	\$989,445	\$0	(\$127,250)	\$0	\$0	\$0	\$0	\$0	\$862,195
Licenses & Permits	\$0	\$0	\$0	\$0	\$0	\$0	\$0	\$0	\$0
Fines, Forfeits & Penalties	\$0	\$0	\$0	\$0	\$0	\$0	\$0	\$0	\$0
Public Charges for Services	\$0	\$0	\$0	\$0	\$0	\$0	\$0	\$0	\$0
Miscellaneous	\$0	\$0	\$0	\$0	\$0	\$0	\$0	\$0	\$0
Other Financing Sources	\$0	\$0	\$0	\$0	\$0	\$0	\$0	\$0	\$0
<b>TOTAL</b>	<b>\$989,445</b>	<b>\$0</b>	<b>(\$127,250)</b>	<b>\$0</b>	<b>\$0</b>	<b>\$0</b>	<b>\$0</b>	<b>\$0</b>	<b>\$862,195</b>
<b>GPR SUPPORT</b>	<b>\$753,313</b>	<b>\$58,600</b>	<b>(\$35,127)</b>	<b>\$270,810</b>	<b>(\$5,700)</b>	<b>\$0</b>	<b>\$0</b>	<b>\$0</b>	<b>\$1,041,896</b>
<b>F.T.E. STAFF</b>	<b>9.750</b>	<b>0.000</b>	<b>(1.000)</b>	<b>2.000</b>	<b>0.000</b>	<b>0.000</b>	<b>0.000</b>	<b>0.000</b>	<b>10.750</b>
<b>NARRATIVE INFORMATION ABOUT DECISION ITEMS</b>							<b>Expenditures</b>	<b>Revenue</b>	<b>GPR Support</b>
<b>2024 BUDGET BASE</b>							\$1,742,758	\$989,445	\$753,313
DI #	HUMN-PADM-1	Personnel Cost Changes							
DEPT							\$0	\$0	\$0
EXEC	Adjust personnel costs to reflect a 4.5% cost of living increase for County employees in 2024. Also, adjust personnel costs to reflect new retirement (WRS) rates and negotiated handbook changes in effect for 2024.						\$58,600	\$0	\$58,600
ADOPTED	Approved as Recommended						\$0	\$0	\$0
<b>NET DI # HUMN-PADM-1</b>							<b>\$58,600</b>	<b>\$0</b>	<b>\$58,600</b>

Dept:		Human Services	54	Fund Name:		Human Services
Prgm:		PE&I Administration	307/70	Fund No.:		2610
NARRATIVE INFORMATION ABOUT DECISION ITEMS, cont.				Expenditures	Revenues	GPR Support
DI #	HUMN-PADM-2	Reallocations and Transfers				
DEPT	This decision item reflects reallocation of expenditures and revenues. Position #3389 Clerk I-II reallocated to Behavioral Health (BH) division. This decision item reflects an expense decrease of (\$162,377), a revenue decrease of (\$127,250) for a net GPR decrease of (\$35,127).			(\$162,377)	(\$127,250)	(\$35,127)
EXEC	Approved as Requested			\$0	\$0	\$0
ADOPTED	Approved as Recommended			\$0	\$0	\$0
NET DI # HUMN-PADM-2				(\$162,377)	(\$127,250)	(\$35,127)
DI #	HUMN-PADM-3	Community Restorative Court				
DEPT				\$0	\$0	\$0
EXEC	In September 2023, the County Board adopted Sub. 2 to 2023 RES-094. This resolution reallocated funding from the Office for Criminal Justice Reform to support the Community Restorative Court. This Executive Amendment continues that reallocation in the 2024 budget.			\$270,810	\$0	\$270,810
ADOPTED	Approved as Recommended			\$0	\$0	\$0
NET DI # HUMN-PADM-3				\$270,810	\$0	\$270,810
DI #	HUMN-PADM-4	Other Changes Impacting Operating				
DEPT	This decision item includes department-wide utility cost reallocations (e.g., internet, phone, utilities) to realign operating funding to program area spending. This decision item reflects an expense decrease of (\$5,700), no revenue change for a net GPR decrease of (\$5,700).			(\$5,700)	\$0	(\$5,700)
EXEC	Approved as Requested			\$0	\$0	\$0
ADOPTED	Approved as Recommended			\$0	\$0	\$0
NET DI # HUMN-PADM-4				(\$5,700)	\$0	(\$5,700)
<b>2024 ADOPTED BUDGET</b>				<b>\$1,904,091</b>	<b>\$862,195</b>	<b>\$1,041,896</b>

Dept:	Human Services	54	COUNTY OF DANE			Fund Name:	Human Services	
Prgm:	Prevention	307/71				Fund No:	2610	
<b>Mission:</b>								
The Dane County Department of Human Services (DCDHS) provides prevention services for children, youth and families throughout the county including after school youth development programs, family stability and support services, job readiness training, health and wellness, and sexual assault prevention services.								
<b>Description:</b>								
Partners for After School Success (PASS) AmeriCorps is federal grant program that places AmeriCorps members at school and community center sites to provide academic coaching and run youth development programs to build social-emotional learning skills. The Dane County Youth Commission is a County ordained body charged with youth advocacy. Since 1980, the Commission has surveyed youth in grades 7-12 regarding their opinions, concerns, attitudes, behaviors and experiences. Survey results provide essential data and "youth voice" to educators, service providers, parents, policy-makers and funding bodies to inform grant writing, program development and public policy. An array of prevention purchased services provide programming to support youth, adults and families.								
	Actual 2022	Adopted 2023	2022 Carry Forward	Board Transfers	Budget As Modified	2023 YTD	Estimated 2023	Executive Recommended
<b>PROGRAM EXPENDITURES</b>								
Personnel Costs	\$229,663	\$575,500	\$0	\$0	\$575,500	\$57,337	\$575,500	\$578,700
Operating Expenses	\$22,695	\$41,270	\$6,000	\$28,000	\$75,270	\$7,545	\$75,270	\$42,270
Contractual Services	\$889,723	\$1,007,739	\$300	\$0	\$1,008,039	\$291,697	\$1,008,039	\$2,630,874
Operating Capital	\$0	\$0	\$0	\$0	\$0	\$0	\$0	\$0
<b>TOTAL</b>	<b>\$1,142,081</b>	<b>\$1,624,509</b>	<b>\$6,300</b>	<b>\$28,000</b>	<b>\$1,658,809</b>	<b>\$356,580</b>	<b>\$1,658,809</b>	<b>\$3,251,844</b>
<b>PROGRAM REVENUE</b>								
Taxes	\$0	\$0	\$0	\$0	\$0	\$0	\$0	\$0
Intergovernmental Revenue	\$316,831	\$641,514	\$0	\$28,000	\$669,514	\$1,265	\$669,514	\$1,060,758
Licenses & Permits	\$0	\$0	\$0	\$0	\$0	\$0	\$0	\$0
Fines, Forfeits & Penalties	\$0	\$0	\$0	\$0	\$0	\$0	\$0	\$0
Public Charges for Services	\$0	\$0	\$0	\$0	\$0	\$0	\$0	\$0
Miscellaneous	\$0	\$0	\$0	\$0	\$0	\$0	\$0	\$0
Other Financing Sources	\$0	\$0	\$0	\$0	\$0	\$0	\$0	\$0
<b>TOTAL</b>	<b>\$316,831</b>	<b>\$641,514</b>	<b>\$0</b>	<b>\$28,000</b>	<b>\$669,514</b>	<b>\$1,265</b>	<b>\$669,514</b>	<b>\$1,060,758</b>
<b>GPR SUPPORT</b>	<b>\$825,250</b>	<b>\$982,995</b>			<b>\$989,295</b>			<b>\$2,191,086</b>
<b>F.T.E. STAFF</b>	<b>1.000</b>	<b>1.000</b>					<b>1.000</b>	<b>1.000</b>

<b>Dept:</b> Human Services	54	<b>Fund Name:</b> Human Services
<b>Prgm:</b> Prevention	307/71	<b>Fund No.:</b> 2610

DI#	2024 Base	Net Decision Items							2024 Adopted Budget
		01	02	03	04	05	06	07	
<b>PROGRAM EXPENDITURES</b>									
Personnel Costs	\$574,500	\$4,200	\$0	\$0	\$0	\$0	\$0	\$0	\$578,700
Operating Expenses	\$41,270	\$0	\$0	\$1,000	\$0	\$0	\$0	\$0	\$42,270
Contractual Services	\$1,007,739	\$0	\$61,086	\$0	\$160,988	\$1,458,555	\$45,000	\$100,000	\$2,833,368
Operating Capital	\$0	\$0	\$0	\$0	\$0	\$0	\$0	\$0	\$0
<b>TOTAL</b>	<b>\$1,623,509</b>	<b>\$4,200</b>	<b>\$61,086</b>	<b>\$1,000</b>	<b>\$160,988</b>	<b>\$1,458,555</b>	<b>\$45,000</b>	<b>\$100,000</b>	<b>\$3,454,338</b>
<b>PROGRAM REVENUE</b>									
Taxes	\$0	\$0	\$0	\$0	\$0	\$0	\$0	\$0	\$0
Intergovernmental Revenue	\$641,514	\$0	\$0	\$1,000	\$0	\$418,244	\$0	\$0	\$1,060,758
Licenses & Permits	\$0	\$0	\$0	\$0	\$0	\$0	\$0	\$0	\$0
Fines, Forfeits & Penalties	\$0	\$0	\$0	\$0	\$0	\$0	\$0	\$0	\$0
Public Charges for Services	\$0	\$0	\$0	\$0	\$0	\$0	\$0	\$0	\$0
Miscellaneous	\$0	\$0	\$0	\$0	\$0	\$0	\$0	\$0	\$0
Other Financing Sources	\$0	\$0	\$0	\$0	\$0	\$0	\$0	\$0	\$0
<b>TOTAL</b>	<b>\$641,514</b>	<b>\$0</b>	<b>\$0</b>	<b>\$1,000</b>	<b>\$0</b>	<b>\$418,244</b>	<b>\$0</b>	<b>\$0</b>	<b>\$1,060,758</b>
<b>GPR SUPPORT</b>	<b>\$981,995</b>	<b>\$4,200</b>	<b>\$61,086</b>	<b>\$0</b>	<b>\$160,988</b>	<b>\$1,040,311</b>	<b>\$45,000</b>	<b>\$100,000</b>	<b>\$2,393,580</b>
<b>F.T.E. STAFF</b>	<b>1.000</b>	<b>0.000</b>	<b>0.000</b>	<b>0.000</b>	<b>0.000</b>	<b>0.000</b>	<b>0.000</b>	<b>0.000</b>	<b>1.000</b>

**NARRATIVE INFORMATION ABOUT DECISION ITEMS**

		Expenditures	Revenue	GPR Support
<b>2024 BUDGET BASE</b>		\$1,623,509	\$641,514	\$981,995
DI #	HUMN-PPRE-1 Personnel Cost Changes	\$0	\$0	\$0
DEPT				
EXEC	Adjust personnel costs to reflect a 4.5% cost of living increase for County employees in 2024. Also, adjust personnel costs to reflect new retirement (WRS) rates and negotiated handbook changes in effect for 2024.	\$4,200	\$0	\$4,200
ADOPTED	Approved as Recommended	\$0	\$0	\$0
<b>NET DI # HUMN-PPRE-1</b>		<b>\$4,200</b>	<b>\$0</b>	<b>\$4,200</b>

Dept:	Human Services	54	Fund Name:	Human Services	
Prgm:	Prevention	307/71	Fund No.:	2610	
NARRATIVE INFORMATION ABOUT DECISION ITEMS, cont.			Expenditures	Revenues	GPR Support
DI #	HUMN-PPRE-2	Reallocations and Transfers			
DEPT	This decision item reflects reallocation of expenditures and revenues. This decision item reflects an expense increase of \$61,086 and no revenue change for a net GPR increase of \$61,086.		\$61,086	\$0	\$61,086
EXEC	Approved as Requested		\$0	\$0	\$0
ADOPTED	Approved as Recommended		\$0	\$0	\$0
NET DI # HUMN-PPRE-2			\$61,086	\$0	\$61,086
DI #	HUMN-PPRE-3	New Expenditures and/or Revenue Changes			
DEPT	This decision item includes increased revenue where applicable and changes to adjust expense/revenue levels accordingly. This decision item reflects an expense increase of \$1,000, a revenue increase of \$1,000 for a net zero GPR impact.		\$1,000	\$1,000	\$0
EXEC	Approved as Requested		\$0	\$0	\$0
ADOPTED	Approved as Recommended		\$0	\$0	\$0
NET DI # HUMN-PPRE-3			\$1,000	\$1,000	\$0
DI #	HUMN-PPRE-4	Purchase of Service Provider COLA			
DEPT			\$0	\$0	\$0
EXEC	Provide a 4.5% Cost of Living Adjustment (COLA) increase to Department of Human Services purchase of service contracts consistent with historic allocation criteria, and additionally allow for Comprehensive Community Service (CCS) provider inclusion with CCS COLA payment pending State of WI Department of Health Services reconciliation revenue.		\$103,494	\$0	\$103,494
ADOPTED	Increase expenditures by \$1.355M to increase the POS COLA by 2.5% to a total of 7.0%.		\$57,494	\$0	\$57,494
NET DI # HUMN-PPRE-4			\$160,988	\$0	\$160,988

Dept:		Human Services	54	Fund Name:		Human Services	
Prgm:		Prevention	307/71	Fund No.:		2610	
NARRATIVE INFORMATION ABOUT DECISION ITEMS, cont.				Expenditures	Revenues	GPR Support	
DI #	HUMN-PPRE-5	Reorganizational Updates					
DEPT	This decision item reflects program and/or personnel transfers from PEI Counseling & Therapy, to PEI Prevention. This decision item reflects transferred expenses of \$1,458,555, revenue transferred of \$418,244 for net GPR transferred of \$1,040,311.			\$1,458,555	\$418,244	\$1,040,311	
EXEC	Approved as Requested			\$0	\$0	\$0	
ADOPTED	Approved as Recommended			\$0	\$0	\$0	
			NET DI #	HUMN-PPRE-5	\$1,458,555	\$418,244	\$1,040,311
DI #	HUMN-PPRE-6		0				
DEPT				\$0	\$0	\$0	
EXEC				\$0	\$0	\$0	
ADOPTED	Increase expenditures by \$45,000 to support Madison Reading Project.			\$45,000	\$0	\$45,000	
			NET DI #	HUMN-PPRE-6	\$45,000	\$0	\$45,000
DI #	HUMN-PPRE-7		0				
DEPT				\$0	\$0	\$0	
EXEC				\$0	\$0	\$0	
ADOPTED	Increase expenditures by \$100,000 to expand youth programming activities			\$100,000	\$0	\$100,000	
			NET DI #	HUMN-PPRE-7	\$100,000	\$0	\$100,000
<b>2024 ADOPTED BUDGET</b>				<b>\$3,454,338</b>	<b>\$1,060,758</b>	<b>\$2,393,580</b>	

Dept:	Human Services	54	COUNTY OF DANE			Fund Name:	Human Services	
Prgm:	Community Programs	307/72				Fund No:	2610	
<b>Mission:</b>								
The primary goal of DCDHS community programs is to provide resources and services that support families and children. Our mission is to prevent and mitigate risk factors while supporting and providing opportunities for positive early childhood development, adult educational and employment opportunities, and that promote family strengths and stability. All services are offered through an equity and racial justice lens.								
<b>Description:</b>								
The Community Restorative Court (CRC) is a diversion program that provides young adults ages 17-25, who have committed municipal, misdemeanor or felony law violations in Dane County, with an opportunity to repair the harm their actions have caused. Its primary goal is to prevent future involvement with the criminal justice system. The Early Childhood Initiative (ECI) and Early Childhood Zones offer voluntary home visitation, 2-Generation model of services to pregnant women and families with children aged 0 to 4, offering educational, employment, housing and mental health support services as needed. The Immigration Affairs Office (IAO) provides outreach, case management and advocacy services to DCDHS clients and non-Department involved immigrants and refugees residing in Dane county. IAO staff actively collaborate with local partners to coordinate services and mobilize resources. Joining Forces for Families (JFF) is a community-based social work model located in fifteen neighborhoods and communities throughout Dane county to support families and adults, allowing direct access to services in the community. JFF workers partner with area schools, neighborhood centers, and other stakeholders to support local families and build capacity in communities.								
	Actual 2022	Adopted 2023	2022 Carry Forward	Board Transfers	Budget As Modified	2023 YTD	Estimated 2023	Executive Recommended
<b>PROGRAM EXPENDITURES</b>								
Personnel Costs	\$3,049,658	\$3,460,600	\$0	\$0	\$3,460,600	\$921,732	\$3,460,600	\$3,990,900
Operating Expenses	\$480,457	\$532,680	\$0	\$0	\$532,680	\$169,409	\$532,680	\$513,980
Contractual Services	\$2,290,716	\$2,391,583	\$15,203	\$0	\$2,406,786	\$682,226	\$2,406,786	\$2,486,969
Operating Capital	\$0	\$0	\$0	\$0	\$0	\$0	\$0	\$0
<b>TOTAL</b>	<b>\$5,820,831</b>	<b>\$6,384,863</b>	<b>\$15,203</b>	<b>\$0</b>	<b>\$6,400,066</b>	<b>\$1,773,367</b>	<b>\$6,400,066</b>	<b>\$6,991,849</b>
<b>PROGRAM REVENUE</b>								
Taxes	\$0	\$0	\$0	\$0	\$0	\$0	\$0	\$0
Intergovernmental Revenue	\$923,472	\$1,017,219	\$0	\$0	\$1,017,219	\$37,704	\$1,017,219	\$1,071,219
Licenses & Permits	\$0	\$0	\$0	\$0	\$0	\$0	\$0	\$0
Fines, Forfeits & Penalties	\$0	\$0	\$0	\$0	\$0	\$0	\$0	\$0
Public Charges for Services	\$235,600	\$8,100	\$0	\$0	\$8,100	\$2,400	\$8,100	\$8,100
Miscellaneous	\$0	\$0	\$0	\$0	\$0	\$0	\$0	\$0
Other Financing Sources	\$0	\$0	\$0	\$0	\$0	\$0	\$0	\$0
<b>TOTAL</b>	<b>\$1,159,072</b>	<b>\$1,025,319</b>	<b>\$0</b>	<b>\$0</b>	<b>\$1,025,319</b>	<b>\$40,104</b>	<b>\$1,025,319</b>	<b>\$1,079,319</b>
<b>GPR SUPPORT</b>	<b>\$4,661,759</b>	<b>\$5,359,544</b>			<b>\$5,374,747</b>			<b>\$5,912,530</b>
<b>F.T.E. STAFF</b>	<b>24.800</b>	<b>26.000</b>					<b>26.000</b>	<b>28.000</b>

<b>Dept:</b>	Human Services	54	<b>Fund Name:</b>	Human Services
<b>Prgm:</b>	Community Programs	307/72	<b>Fund No.:</b>	2610

DI#	2024 Base	Net Decision Items							2024 Adopted Budget
		01	02	03	04	05	06	07	
<b>PROGRAM EXPENDITURES</b>									
Personnel Costs	\$3,497,000	\$0	\$130,200	\$102,000	\$0	\$261,700	\$0	\$0	\$3,990,900
Operating Expenses	\$532,680	\$0	(\$25,500)	\$0	\$6,800	\$0	\$0	\$0	\$513,980
Contractual Services	\$2,391,583	(\$99,000)	\$104,974	\$0	\$0	\$0	\$139,084	\$0	\$2,536,641
Operating Capital	\$0	\$0	\$0	\$0	\$0	\$0	\$0	\$0	\$0
<b>TOTAL</b>	<b>\$6,421,263</b>	<b>(\$99,000)</b>	<b>\$209,674</b>	<b>\$102,000</b>	<b>\$6,800</b>	<b>\$261,700</b>	<b>\$139,084</b>	<b>\$0</b>	<b>\$7,041,521</b>
<b>PROGRAM REVENUE</b>									
Taxes	\$0	\$0	\$0	\$0	\$0	\$0	\$0	\$0	\$0
Intergovernmental Revenue	\$1,017,219	(\$99,000)	\$30,000	\$126,000	(\$3,000)	\$0	\$0	\$0	\$1,071,219
Licenses & Permits	\$0	\$0	\$0	\$0	\$0	\$0	\$0	\$0	\$0
Fines, Forfeits & Penalties	\$0	\$0	\$0	\$0	\$0	\$0	\$0	\$0	\$0
Public Charges for Services	\$8,100	\$0	\$0	\$0	\$0	\$0	\$0	\$0	\$8,100
Miscellaneous	\$0	\$0	\$0	\$0	\$0	\$0	\$0	\$0	\$0
Other Financing Sources	\$0	\$0	\$0	\$0	\$0	\$0	\$0	\$0	\$0
<b>TOTAL</b>	<b>\$1,025,319</b>	<b>(\$99,000)</b>	<b>\$30,000</b>	<b>\$126,000</b>	<b>(\$3,000)</b>	<b>\$0</b>	<b>\$0</b>	<b>\$0</b>	<b>\$1,079,319</b>
<b>GPR SUPPORT</b>	<b>\$5,395,944</b>	<b>\$0</b>	<b>\$179,674</b>	<b>(\$24,000)</b>	<b>\$9,800</b>	<b>\$261,700</b>	<b>\$139,084</b>	<b>\$0</b>	<b>\$5,962,202</b>
<b>F.T.E. STAFF</b>	<b>26.000</b>	<b>0.000</b>	<b>1.000</b>	<b>1.000</b>	<b>0.000</b>	<b>0.000</b>	<b>0.000</b>	<b>0.000</b>	<b>28.000</b>

**NARRATIVE INFORMATION ABOUT DECISION ITEMS**

		Expenditures	Revenue	GPR Support
<b>2024 BUDGET BASE</b>		\$6,421,263	\$1,025,319	\$5,395,944
DI #	HUMN-PCOM-1 Contractually Obligated Changes			
DEPT	This decision item reflects contractually obligated increases or decreases to current contract levels, including changes due to grant drop-offs and RFP changes. This decision item reflects an expense decrease of (\$99,000), a revenue decrease of (\$99,000) for a net zero GPR impact.	(\$99,000)	(\$99,000)	\$0
EXEC	Approved as Requested	\$0	\$0	\$0
ADOPTED	Approved as Recommended	\$0	\$0	\$0
NET DI # HUMN-PCOM-1		(\$99,000)	(\$99,000)	\$0



Dept:	Human Services	54	Fund Name:	Human Services	
Prgm:	Community Programs	307/72	Fund No.:	2610	
NARRATIVE INFORMATION ABOUT DECISION ITEMS, cont.			Expenditures	Revenues	GPR Support
DI #	HUMN-PCOM-2	Reallocations and Transfers			
DEPT	This decision item reflects reallocation of expenditures and revenues and supports the addition of a 1.0 FTE Social Work Supervisor. This decision item reflects an expense increase of \$239,674, a revenue increase of \$30,000 for a net GPR increase of \$209,674.		\$239,674	\$30,000	\$209,674
EXEC	Approve as requested. Also, reallocate LaFollette High School community intervention funding to the Dane County Office of Equity and Inclusion.		(\$30,000)	\$0	(\$30,000)
ADOPTED	Approved as Recommended		\$0	\$0	\$0
NET DI # HUMN-PCOM-2			\$209,674	\$30,000	\$179,674
DI #	HUMN-PCOM-3	New Expenditures and/or Revenue Changes			
DEPT	This decision item includes increased revenue where applicable and changes to adjust expense/revenue levels accordingly. New positions funded with offsetting revenue include 1.0 FTE Social Service Specialist. This decision item reflects an expense increase of \$102,000, a revenue increase of \$126,000 for a net GPR decrease of (\$24,000).		\$102,000	\$126,000	(\$24,000)
EXEC	Approved as Requested		\$0	\$0	\$0
ADOPTED	Approved as Recommended		\$0	\$0	\$0
NET DI # HUMN-PCOM-3			\$102,000	\$126,000	(\$24,000)
DI #	HUMN-PCOM-4	Other Changes Impacting Operating			
DEPT	This decision item includes department-wide utility cost reallocations (e.g., internet, phone, utilities) to realign operating funding to program area spending. This decision item reflects an expense increase of \$6,800, a revenue decrease of (\$3,000) change for a net GPR increase of \$9,800.		\$6,800	(\$3,000)	\$9,800
EXEC	Approved as Requested		\$0	\$0	\$0
ADOPTED	Approved as Recommended		\$0	\$0	\$0
NET DI # HUMN-PCOM-4			\$6,800	(\$3,000)	\$9,800

<b>Dept:</b>	Human Services	54	<b>Fund Name:</b>	Human Services		
<b>Prgm:</b>	Community Programs	307/72	<b>Fund No.:</b>	2610		
<b>NARRATIVE INFORMATION ABOUT DECISION ITEMS, cont.</b>			<b>Expenditures</b>	<b>Revenues</b>	<b>GPR Support</b>	
DI #	HUMN-PCOM-5	Personnel Cost Changes				
DEPT			\$0	\$0		\$0
EXEC	Adjust personnel costs to reflect a 4.5% cost of living increase for County employees in 2024. Also, adjust personnel costs to reflect new retirement (WRS) rates and negotiated handbook changes in effect for 2024.		\$261,700	\$0		\$261,700
ADOPTED	Approved as Recommended		\$0	\$0		\$0
	NET DI #	HUMN-PCOM-5	\$261,700	\$0		\$261,700
DI #	HUMN-PCOM-6	Purchase of Service Provider COLA				
DEPT			\$0	\$0		\$0
EXEC	Provide a 4.5% Cost of Living Adjustment (COLA) increase to Department of Human Services purchase of service contracts consistent with historic allocation criteria, and additionally allow for Comprehensive Community Service (CCS) provider inclusion with CCS COLA payment pending State of WI Department of Health Services reconciliation revenue.		\$89,412	\$0		\$89,412
ADOPTED	Increase expenditures by \$1.355M to increase the POS COLA by 2.5% to a total of 7.0%.		\$49,672	\$0		\$49,672
	NET DI #	HUMN-PCOM-6	\$139,084	\$0		\$139,084
<b>2024 ADOPTED BUDGET</b>			\$7,041,521	\$1,079,319		\$5,962,202

Dept:	Human Services	54	COUNTY OF DANE			Fund Name:	Human Services	
Prgm:	Alternate Care	307/73				Fund No:	2610	
<b>Mission:</b>								
The mission of Alternate Care is to provide the best possible resources for children between birth and 18 years old who are in need of out-of-home care. Consistent with the Prevention and Early Intervention Division's mission and philosophy, all reasonable efforts are made to help families remain intact and to keep youth in the community. However, for those children and youth unable to remain in their parental home, the Department funds a continuum of alternate care resources. Children are placed in the least restrictive setting that effectively meets their needs, and efforts are undertaken to reintegrate children with their families whenever feasible and to keep institutional stays to a minimum.								
<b>Description:</b>								
Alternate care services are provided along a continuum from least to most restrictive and are consistent with State Statutory mandates of Chapters 48, 51 and 938 and Administrative Code DCF 56. These services include Children Come First, foster parent recruitment, mentoring and training, foster care, treatment foster care, kinship care, group homes, residential care centers and youth correctional institutions.								
	Actual 2022	Adopted 2023	2022 Carry Forward	Board Transfers	Budget As Modified	2023 YTD	Estimated 2023	Executive Recommended
<b>PROGRAM EXPENDITURES</b>								
Personnel Costs	\$1,827,694	\$2,088,600	\$0	\$90,500	\$2,179,100	\$556,440	\$2,179,100	\$2,456,300
Operating Expenses	\$49,658	\$69,661	\$0	\$0	\$69,661	\$8,366	\$69,661	\$18,653
Contractual Services	\$16,533,239	\$17,081,286	\$0	\$35,000	\$17,116,286	\$4,877,482	\$17,116,286	\$16,627,969
Operating Capital	\$0	\$0	\$0	\$0	\$0	\$0	\$0	\$0
<b>TOTAL</b>	<b>\$18,410,592</b>	<b>\$19,239,547</b>	<b>\$0</b>	<b>\$125,500</b>	<b>\$19,365,047</b>	<b>\$5,442,288</b>	<b>\$19,365,047</b>	<b>\$19,102,922</b>
<b>PROGRAM REVENUE</b>								
Taxes	\$0	\$0	\$0	\$0	\$0	\$0	\$0	\$0
Intergovernmental Revenue	\$10,317,676	\$9,629,547	\$0	\$125,500	\$9,755,047	\$1,090,332	\$9,755,047	\$9,237,507
Licenses & Permits	\$0	\$0	\$0	\$0	\$0	\$0	\$0	\$0
Fines, Forfeits & Penalties	\$0	\$0	\$0	\$0	\$0	\$0	\$0	\$0
Public Charges for Services	\$1,385,205	\$1,362,500	\$0	\$0	\$1,362,500	\$279,388	\$1,362,500	\$986,600
Miscellaneous	\$0	\$0	\$0	\$0	\$0	\$0	\$0	\$0
Other Financing Sources	\$0	\$0	\$0	\$0	\$0	\$0	\$0	\$0
<b>TOTAL</b>	<b>\$11,702,881</b>	<b>\$10,992,047</b>	<b>\$0</b>	<b>\$125,500</b>	<b>\$11,117,547</b>	<b>\$1,369,720</b>	<b>\$11,117,547</b>	<b>\$10,224,107</b>
<b>GPR SUPPORT</b>	<b>\$6,707,710</b>	<b>\$8,247,500</b>			<b>\$8,247,500</b>			<b>\$8,878,815</b>
<b>F.T.E. STAFF</b>	<b>14.500</b>	<b>15.500</b>					<b>16.500</b>	<b>16.500</b>

<b>Dept:</b> Human Services	54	<b>Fund Name:</b> Human Services
<b>Prgm:</b> Alternate Care	307/73	<b>Fund No.:</b> 2610

DI#	2024 Base	Net Decision Items							2024 Adopted Budget	
		01	02	03	04	05	06	07		
<b>PROGRAM EXPENDITURES</b>										
Personnel Costs	\$2,274,800	\$181,500	\$0	\$0	\$0	\$0	\$0	\$0	\$0	\$2,456,300
Operating Expenses	\$69,661	\$0	(\$51,008)	\$0	\$0	\$0	\$0	\$0	\$0	\$18,653
Contractual Services	\$17,081,286	\$0	(\$453,317)	\$0	\$0	\$0	\$0	\$0	\$0	\$16,627,969
Operating Capital	\$0	\$0	\$0	\$0	\$0	\$0	\$0	\$0	\$0	\$0
<b>TOTAL</b>	<b>\$19,425,747</b>	<b>\$181,500</b>	<b>(\$504,325)</b>	<b>\$0</b>	<b>\$0</b>	<b>\$0</b>	<b>\$0</b>	<b>\$0</b>	<b>\$0</b>	<b>\$19,102,922</b>
<b>PROGRAM REVENUE</b>										
Taxes	\$0	\$0	\$0	\$0	\$0	\$0	\$0	\$0	\$0	\$0
Intergovernmental Revenue	\$9,755,447	\$0	(\$517,940)	\$0	\$0	\$0	\$0	\$0	\$0	\$9,237,507
Licenses & Permits	\$0	\$0	\$0	\$0	\$0	\$0	\$0	\$0	\$0	\$0
Fines, Forfeits & Penalties	\$0	\$0	\$0	\$0	\$0	\$0	\$0	\$0	\$0	\$0
Public Charges for Services	\$1,362,500	\$0	(\$375,900)	\$0	\$0	\$0	\$0	\$0	\$0	\$986,600
Miscellaneous	\$0	\$0	\$0	\$0	\$0	\$0	\$0	\$0	\$0	\$0
Other Financing Sources	\$0	\$0	\$0	\$0	\$0	\$0	\$0	\$0	\$0	\$0
<b>TOTAL</b>	<b>\$11,117,947</b>	<b>\$0</b>	<b>(\$893,840)</b>	<b>\$0</b>	<b>\$0</b>	<b>\$0</b>	<b>\$0</b>	<b>\$0</b>	<b>\$0</b>	<b>\$10,224,107</b>
<b>GPR SUPPORT</b>	<b>\$8,307,800</b>	<b>\$181,500</b>	<b>\$389,515</b>	<b>\$0</b>	<b>\$0</b>	<b>\$0</b>	<b>\$0</b>	<b>\$0</b>	<b>\$0</b>	<b>\$8,878,815</b>
<b>F.T.E. STAFF</b>	<b>16.500</b>	<b>0.000</b>	<b>0.000</b>	<b>0.000</b>	<b>0.000</b>	<b>0.000</b>	<b>0.000</b>	<b>0.000</b>	<b>0.000</b>	<b>16.500</b>

**NARRATIVE INFORMATION ABOUT DECISION ITEMS**

		Expenditures	Revenue	GPR Support
<b>2024 BUDGET BASE</b>		\$19,425,747	\$11,117,947	\$8,307,800
DI #	HUMN-PALT-1 Personnel Cost Changes	\$0	\$0	\$0
DEPT				
EXEC	Adjust personnel costs to reflect a 4.5% cost of living increase for County employees in 2024. Also, adjust personnel costs to reflect new retirement (WRS) rates and negotiated handbook changes in effect for 2024.	\$181,500	\$0	\$181,500
ADOPTED	Approved as Recommended	\$0	\$0	\$0
<b>NET DI # HUMN-PALT-1</b>		<b>\$181,500</b>	<b>\$0</b>	<b>\$181,500</b>

<b>Dept:</b>	Human Services	54	<b>Fund Name:</b>	Human Services		
<b>Prgm:</b>	Alternate Care	307/73	<b>Fund No.:</b>	2610		
<b>NARRATIVE INFORMATION ABOUT DECISION ITEMS, cont.</b>			<b>Expenditures</b>	<b>Revenues</b>	<b>GPR Support</b>	
DI #	HUMN-PALT-2 Reallocations and Transfers					
DEPT	This decision item reflects reallocation of expenditures and revenues. This decision item reflects an expense decrease of (\$504,325), a revenue decrease of (\$893,840) for a net GPR increase of \$389,515.		(\$504,325)	(\$893,840)	\$389,515	
EXEC	Approved as Requested		\$0	\$0	\$0	
ADOPTED	Approved as Recommended		\$0	\$0	\$0	
	NET DI #	HUMN-PALT-2	(\$504,325)	(\$893,840)	\$389,515	
<b>2024 ADOPTED BUDGET</b>			<b>\$19,102,922</b>	<b>\$10,224,107</b>	<b>\$8,878,815</b>	

<b>Dept:</b>	Human Services	54	<b>COUNTY OF DANE</b>		<b>Fund Name:</b>	Human Services
<b>Prgm:</b>	Counseling & Therapy	307/74			<b>Fund No:</b>	2610

**Mission:** The mission of the Prevention and Early Intervention (PEI) Division counseling and therapeutic services is to provide community-based, emotional health supports to Dane County children, youth and their families. Services are offered via purchase of service system.

**Description:** The majority of PEI behavioral health services outlined in previous budget cycles have been moved to the new Behavioral Health Division. PEI continues to fund community-based behavioral health support programs for youth and adults through purchased services. Programs include domestic abuse prevention, support and crisis intervention; emotional support services for youth; and, services to the LGBTQ community.

	Actual 2022	Adopted 2023	2022 Carry Forward	Board Transfers	Budget As Modified	2023 YTD	Estimated 2023	Executive Recommended
<b>PROGRAM EXPENDITURES</b>								
Personnel Costs	\$1,665,134	\$10,800	\$0	\$0	\$10,800	\$0	\$10,800	\$0
Operating Expenses	\$140,498	\$0	\$0	\$0	\$0	\$0	\$0	\$0
Contractual Services	\$7,302,152	\$2,254,733	\$0	\$0	\$2,254,733	\$1,307,913	\$2,254,733	\$0
Operating Capital	\$0	\$0	\$0	\$0	\$0	\$0	\$0	\$0
<b>TOTAL</b>	<b>\$9,107,784</b>	<b>\$2,265,533</b>	<b>\$0</b>	<b>\$0</b>	<b>\$2,265,533</b>	<b>\$1,307,913</b>	<b>\$2,265,533</b>	<b>\$0</b>
<b>PROGRAM REVENUE</b>								
Taxes	\$0	\$0	\$0	\$0	\$0	\$0	\$0	\$0
Intergovernmental Revenue	\$3,643,036	\$1,347,047	\$0	\$0	\$1,347,047	\$1,343,891	\$1,347,047	\$0
Licenses & Permits	\$0	\$0	\$0	\$0	\$0	\$0	\$0	\$0
Fines, Forfeits & Penalties	\$0	\$0	\$0	\$0	\$0	\$0	\$0	\$0
Public Charges for Services	\$0	\$0	\$0	\$0	\$0	\$0	\$0	\$0
Miscellaneous	\$0	\$115,000	\$0	(\$115,000)	\$0	\$0	\$0	\$0
Other Financing Sources	\$0	\$0	\$0	\$0	\$0	\$0	\$0	\$0
<b>TOTAL</b>	<b>\$3,643,036</b>	<b>\$1,462,047</b>	<b>\$0</b>	<b>(\$115,000)</b>	<b>\$1,347,047</b>	<b>\$1,343,891</b>	<b>\$1,347,047</b>	<b>\$0</b>
<b>GPR SUPPORT</b>	<b>\$5,464,747</b>	<b>\$803,486</b>			<b>\$918,486</b>			<b>\$0</b>
<b>F.T.E. STAFF</b>	<b>14.000</b>	<b>0.000</b>					<b>0.000</b>	<b>0.000</b>

Dept: Human Services		54		Fund Name: Human Services					
Prgr: Counseling & Therapy		307/74		Fund No.: 2610					
DI#	2024 Base	Net Decision Items							2024 Adopted Budget
		01	02	03	04	05	06	07	
<b>PROGRAM EXPENDITURES</b>									
Personnel Costs	\$0	\$2	\$0	(\$1)	(\$1)	\$0	\$0	\$0	\$0
Operating Expenses	\$0	(\$2)	\$0	\$1	\$1	\$0	\$0	\$0	\$0
Contractual Services	\$1,254,733	\$0	\$203,822	\$0	\$0	(\$1,458,555)	\$0	\$0	\$0
Operating Capital	\$0	\$0	\$0	\$0	\$0	\$0	\$0	\$0	\$0
<b>TOTAL</b>	<b>\$1,254,733</b>	<b>\$0</b>	<b>\$203,822</b>	<b>\$0</b>	<b>\$0</b>	<b>(\$1,458,555)</b>	<b>\$0</b>	<b>\$0</b>	<b>\$0</b>
<b>PROGRAM REVENUE</b>									
Taxes	\$0	\$0	\$0	\$0	\$0	\$0	\$0	\$0	\$0
Intergovernmental Revenue	\$347,047	\$0	(\$43,803)	\$0	\$0	(\$303,244)	\$0	\$0	\$0
Licenses & Permits	\$0	\$0	\$0	\$0	\$0	\$0	\$0	\$0	\$0
Fines, Forfeits & Penalties	\$0	\$0	\$0	\$0	\$0	\$0	\$0	\$0	\$0
Public Charges for Services	\$0	\$0	\$0	\$0	\$0	\$0	\$0	\$0	\$0
Miscellaneous	\$115,000	\$0	\$0	\$0	\$0	(\$115,000)	\$0	\$0	\$0
Other Financing Sources	\$0	\$0	\$0	\$0	\$0	\$0	\$0	\$0	\$0
<b>TOTAL</b>	<b>\$462,047</b>	<b>\$0</b>	<b>(\$43,803)</b>	<b>\$0</b>	<b>\$0</b>	<b>(\$418,244)</b>	<b>\$0</b>	<b>\$0</b>	<b>\$0</b>
GPR SUPPORT	\$792,686	\$0	\$247,625	\$0	\$0	(\$1,040,311)	\$0	\$0	\$0
F.T.E. STAFF	0.000	0.000	0.000	0.000	0.000	0.000	0.000	0.000	0.000
<b>NARRATIVE INFORMATION ABOUT DECISION ITEMS</b>							Expenditures	Revenue	GPR Support
<b>2024 BUDGET BASE</b>							\$1,254,733	\$462,047	\$792,686
DI #	HUMN-PCTH-1	There is no Decision Item							
DEPT							\$0	\$0	\$0
EXEC							\$0	\$0	\$0
ADOPTED							\$0	\$0	\$0
NET DI # HUMN-PCTH-1							\$0	\$0	\$0

Dept:		Human Services	54	Fund Name:		Human Services	
Prgm:		Counseling & Therapy	307/74	Fund No.:		2610	
NARRATIVE INFORMATION ABOUT DECISION ITEMS, cont.				Expenditures	Revenues	GPR Support	
DI #	HUMN-PCTH-2	Reallocations and Transfers					
DEPT	This decision item reflects reallocation of expenditures and revenues. This decision item reflects an expense increase of \$203,822, a revenue decrease of (\$43,803) for a net GPR increase of \$247,625.			\$203,822	(\$43,803)	\$247,625	
EXEC	Approved as Requested			\$0	\$0	\$0	
ADOPTED	Approved as Recommended			\$0	\$0	\$0	
NET DI #				HUMN-PCTH-2	\$203,822	(\$43,803)	\$247,625
DI #	HUMN-PCTH-3	There is no Decision Item		\$0	\$0	\$0	
DEPT				\$0	\$0	\$0	
EXEC				\$0	\$0	\$0	
ADOPTED				\$0	\$0	\$0	
NET DI #				HUMN-PCTH-3	\$0	\$0	\$0
DI #	HUMN-PCTH-4	There is no Decision Item		\$0	\$0	\$0	
DEPT				\$0	\$0	\$0	
EXEC				\$0	\$0	\$0	
ADOPTED				\$0	\$0	\$0	
NET DI #				HUMN-PCTH-4	\$0	\$0	\$0



<b>Dept:</b>	Human Services	54	<b>Fund Name:</b>	Human Services		
<b>Prgm:</b>	Counseling & Therapy	307/74	<b>Fund No.:</b>	2610		
<b>NARRATIVE INFORMATION ABOUT DECISION ITEMS, cont.</b>			<b>Expenditures</b>	<b>Revenues</b>	<b>GPR Support</b>	
DI #	HUMN-PCTH-5 Reorganizational Updates					
DEPT	This decision item reflects program and/or personnel transfers from PEI Counseling & Therapy, to PEI Prevention. This decision item reflects transferred expenses of (\$1,458,555), revenue transferred of (\$418,244) for net GPR transfer of (\$1,040,311).		(\$1,458,555)	(\$418,244)	(\$1,040,311)	
EXEC	Approved as Requested		\$0	\$0	\$0	
ADOPTED	Approved as Recommended		\$0	\$0	\$0	
	NET DI #	HUMN-PCTH-5	(\$1,458,555)	(\$418,244)	(\$1,040,311)	
<b>2024 ADOPTED BUDGET</b>			\$0	\$0	\$0	

<b>Dept:</b>	Human Services	54	<b>COUNTY OF DANE</b>	<b>Fund Name:</b>	Human Services
<b>Prgm:</b>	Housing Access & Affordability	309/80		<b>Fund No:</b>	2610

Mission:

To increase access to and development of affordable housing, prevent and end homelessness, and support economic development.

Description:

The division administers County-funded programs and federally funded CDBG/HOME programs, supporting services that: provide overnight emergency shelter for families and individuals experiencing homelessness; provide connection to basic needs and critical community resources through The Beacon day resource center; assist people experiencing homelessness secure permanent housing in the community through a variety of programs; prevent homelessness and eviction; support the development of affordable housing through the administration of the Dane County Affordable Housing Development Fund; support economic development and employment and training efforts.

	Actual 2022	Adopted 2023	2022 Carry Forward	Board Transfers	Budget As Modified	2023 YTD	Estimated 2023	Executive Recommended
<b>PROGRAM EXPENDITURES</b>								
Personnel Costs	\$1,211,344	\$1,658,400	\$0	\$0	\$1,658,400	\$410,427	\$1,658,400	\$1,867,300
Operating Expenses	\$117,417	\$42,379	\$75,800	\$0	\$118,179	\$3,553	\$118,179	\$37,529
Contractual Services	\$41,064,046	\$5,666,834	\$29,507,567	\$0	\$35,174,401	\$2,654,990	\$35,174,401	\$8,658,022
Operating Capital	\$0	\$0	\$0	\$0	\$0	\$0	\$0	\$0
<b>TOTAL</b>	<b>\$42,392,807</b>	<b>\$7,367,613</b>	<b>\$29,583,367</b>	<b>\$0</b>	<b>\$36,950,980</b>	<b>\$3,068,969</b>	<b>\$36,950,980</b>	<b>\$10,562,851</b>
<b>PROGRAM REVENUE</b>								
Taxes	\$0	\$0	\$0	\$0	\$0	\$0	\$0	\$0
Intergovernmental Revenue	\$38,995,751	\$2,353,045	\$29,558,086	\$0	\$31,911,131	\$3,859,373	\$31,911,131	\$5,329,805
Licenses & Permits	\$0	\$0	\$0	\$0	\$0	\$0	\$0	\$0
Fines, Forfeits & Penalties	\$0	\$0	\$0	\$0	\$0	\$0	\$0	\$0
Public Charges for Services	\$0	\$0	\$0	\$0	\$0	\$0	\$0	\$0
Miscellaneous	\$375	\$0	\$0	\$0	\$0	\$126	\$0	\$0
Other Financing Sources	\$0	\$0	\$0	\$0	\$0	\$0	\$0	\$0
<b>TOTAL</b>	<b>\$38,996,126</b>	<b>\$2,353,045</b>	<b>\$29,558,086</b>	<b>\$0</b>	<b>\$31,911,131</b>	<b>\$3,859,499</b>	<b>\$31,911,131</b>	<b>\$5,329,805</b>
<b>GPR SUPPORT</b>	<b>\$3,396,681</b>	<b>\$5,014,568</b>			<b>\$5,039,849</b>			<b>\$5,233,046</b>
<b>F.T.E. STAFF</b>	<b>10.000</b>	<b>12.000</b>					<b>12.000</b>	<b>13.000</b>

Dept: Human Services		54		Fund Name: Human Services					
Prgr: Housing Access & Affordability		309/80		Fund No.: 2610					
DI#	2024 Base	Net Decision Items							2024 Adopted Budget
		01	02	03	04	05	06	07	
<b>PROGRAM EXPENDITURES</b>									
Personnel Costs	\$1,640,100	\$57,600	\$0	\$169,600	\$0	\$0	\$0	\$95,175	\$1,962,475
Operating Expenses	\$42,379	\$0	(\$5,000)	\$0	\$150	\$0	\$0	\$0	\$37,529
Contractual Services	\$5,661,734	\$292,500	\$784,085	\$2,449,180	\$100,000	\$262,154	\$0	\$1,150,500	\$10,700,153
Operating Capital	\$0	\$0	\$0	\$0	\$0	\$0	\$0	\$0	\$0
<b>TOTAL</b>	<b>\$7,344,213</b>	<b>\$350,100</b>	<b>\$779,085</b>	<b>\$2,618,780</b>	<b>\$100,150</b>	<b>\$262,154</b>	<b>\$0</b>	<b>\$1,245,675</b>	<b>\$12,700,157</b>
<b>PROGRAM REVENUE</b>									
Taxes	\$0	\$0	\$0	\$0	\$0	\$0	\$0	\$0	\$0
Intergovernmental Revenue	\$2,367,445	\$37,500	\$674,585	\$2,618,780	\$0	\$0	\$0	\$976,000	\$6,674,310
Licenses & Permits	\$0	\$0	\$0	\$0	\$0	\$0	\$0	\$0	\$0
Fines, Forfeits & Penalties	\$0	\$0	\$0	\$0	\$0	\$0	\$0	\$0	\$0
Public Charges for Services	\$0	\$0	\$0	\$0	\$0	\$0	\$0	\$0	\$0
Miscellaneous	\$0	\$0	\$0	\$0	\$0	\$0	\$0	\$0	\$0
Other Financing Sources	\$0	\$0	\$0	\$0	\$0	\$0	\$0	\$0	\$0
<b>TOTAL</b>	<b>\$2,367,445</b>	<b>\$37,500</b>	<b>\$674,585</b>	<b>\$2,618,780</b>	<b>\$0</b>	<b>\$0</b>	<b>\$0</b>	<b>\$976,000</b>	<b>\$6,674,310</b>
GPR SUPPORT	\$4,976,768	\$312,600	\$104,500	\$0	\$100,150	\$262,154	\$0	\$269,675	\$6,025,847
F.T.E. STAFF	11.000	0.000	1.000	1.000	0.000	0.000	0.000	1.000	14.000
<b>NARRATIVE INFORMATION ABOUT DECISION ITEMS</b>							Expenditures	Revenue	GPR Support
<b>2024 BUDGET BASE</b>							\$7,344,213	\$2,367,445	\$4,976,768
DI #	HUMN-PCTH-1	Personnel Cost Changes					\$0	\$0	\$0
DEPT									
EXEC	Adjust personnel costs to reflect a 4.5% cost of living increase for County employees in 2024. Also, adjust personnel costs to reflect new retirement (WRS) rates and negotiated handbook changes in effect for 2024.					\$57,600	\$0	\$57,600	
ADOPTED	Approve as recommended. Also, increase expenditures by \$75,000 and revenues by \$37,500 to allow for a contract with the Tenant Resource Center to expand in-person client services in the City of Sun Prairie, and increase expenditures by \$217,500 in GPR to fund supportive services for persons with criminal record barriers in accessing housing.					\$292,500	\$37,500	\$255,000	
NET DI # HUMN-PCTH-1							\$350,100	\$37,500	\$312,600

Dept: Human Services		54	Fund Name: Human Services		
Prgrm: Housing Access & Affordability		309/80	Fund No.: 2610		
NARRATIVE INFORMATION ABOUT DECISION ITEMS, cont.			Expenditures	Revenues	GPR Support
DI #	HUMN-PCTH-2	Reallocations and Transfers			
DEPT	This decision item reflects reallocation of expenditures and revenues. Funding included to continue project position #3327 Housing Strategy Specialist through 2024. This decision item reflects an expense decrease of (\$20,000), no revenue change, for a net GPR decrease of (\$20,000).		(\$20,000)	\$0	(\$20,000)
EXEC	Approve as requested. Also, provide one-time American Rescue Plan Act (ARPA) grant funding to provide Bayview Foundation operating support to meet client and community housing needs. Provide one-time American Rescue Plan Act (ARPA) grant funding to support facility development needs at Solace House. Provide one-time American Rescue Plan Act (ARPA) grant funding to increase Catalyst for Change contract funding to support additional homeless outreach efforts.		\$443,580	\$443,580	\$0
ADOPTED	Increase expenditures by \$231,005 in ARP and \$124,500 in GPR to support costs of serving historic numbers of guests at the emergency overnight shelter for adult men. ARP funding is used to support shelter operation costs (i.e. food, laundry, transportation). GPR funds support creation of an additional 2 FTE case manager positions to assist shelter guests with achieving housing and economic stability, pursuant to the 2021 Res. 223 report recently received by HHN.		\$355,505	\$231,005	\$124,500
	NET DI # HUMN-PCTH-2		\$779,085	\$674,585	\$104,500
DI #	HUMN-PCTH-3	New Expenditures and/or Revenue Changes			
DEPT	This decision item includes increased revenue where applicable and changes to adjust expense/revenue levels accordingly. A 1.0 FTE CDBG and Housing Clerk added via resolution funded with offsetting revenue. This decision item reflects an expense increase of \$2,518,780, a revenue increase of \$2,518,780 for a net zero GPR impact.		\$2,518,780	\$2,518,780	\$0
EXEC	Approved as Requested		\$0	\$0	\$0
ADOPTED	Increase expenditures by \$100,000 funded by ARP revenue to support seasonal overflow emergency overnight shelter for families (adult-led households with minor children) who are unhoused. Funding would support cost to staff the overflow space (2.0 FTE) and provide food or other basic needs items for shelter guests and cover cost of securing space, pursuant to the 2021 Res. 223 report recently received by HHN. Anticipated number of families that could be served is 10.		\$100,000	\$100,000	\$0
	NET DI # HUMN-PCTH-3		\$2,618,780	\$2,618,780	\$0
DI #	HUMN-PCTH-4	Other Changes Impacting Operating			
DEPT	This decision item includes department-wide utility cost reallocations (e.g., internet, phone, utilities) to realign operating funding to program area spending. This decision item reflects an expense increase of \$150, no revenue change for a net GPR increase of \$150.		\$150	\$0	\$150
EXEC	Approve as requested. Also, provide \$50,000 in annual contract funds to support Solace Friends hospice shelter operations for individuals facing homelessness.		\$50,000	\$0	\$50,000
ADOPTED	Approved as Recommended		\$50,000	\$0	\$50,000
	NET DI # HUMN-PCTH-4		\$100,150	\$0	\$100,150

Dept:		Human Services	54	Fund Name:		Human Services	
Prgm:		Housing Access & Affordability	309/80	Fund No.:		2610	
NARRATIVE INFORMATION ABOUT DECISION ITEMS, cont.				Expenditures	Revenues	GPR Support	
DI #	HUMN-PCTH-5	Purchase of Service Provider COLA					
DEPT				\$0	\$0	\$0	
EXEC	Provide a 4.5% Cost of Living Adjustment (COLA) increase to Department of Human Services purchase of service contracts consistent with historic allocation criteria, and additionally allow for Comprehensive Community Service (CCS) provider inclusion with CCS COLA payment pending State of WI Department of Health Services reconciliation revenue.			\$168,528	\$0	\$168,528	
ADOPTED	Increase expenditures by \$1.355M to increase the POS COLA by 2.5% to a total of 7.0%.			\$93,626	\$0	\$93,626	
			NET DI #	HUMN-PCTH-5	\$262,154	\$0	\$262,154
DI #	HUMN-PCTH-6	Remove Position Footnotes					
DEPT				\$0	\$0	\$0	
EXEC	Change neither expenditures nor revenues, but modify specific footnoted positions to remove funding references and/or contingencies.			\$0	\$0	\$0	
ADOPTED	Approved as Recommended			\$0	\$0	\$0	
			NET DI #	HUMN-PCTH-6	\$0	\$0	\$0
DI #	HUMN-PCTH-7	Housing Initiatives					
DEPT				\$0	\$0	\$0	
EXEC				\$0	\$0	\$0	
ADOPTED	Increase expenditures by \$226,000 in ARP support and \$174,500 in GPR support to fund operations at the Dairy Drive urban campground in partnership with City of Madison. Also, increase expenditures by \$95,175 and position authority in the Department of Human Services, Housing Access & Affordability division to add 1.0 FTE Housing Program Specialist beginning April 1, 2024. Also, increase expenditures by \$750,000 in ARP supported funding for the Bayview Foundation.			\$1,245,675	\$976,000	\$269,675	
			NET DI #	HUMN-PCTH-7	\$1,245,675	\$976,000	\$269,675
<b>2024 ADOPTED BUDGET</b>				<b>\$12,700,157</b>	<b>\$6,674,310</b>	<b>\$6,025,847</b>	

<b>Dept:</b>	Human Services	54	<b>COUNTY OF DANE</b>	<b>Fund Name:</b>	Human Services
<b>Prgm:</b>	BH Administration	9A		<b>Fund No:</b>	2610

Mission: To assist in keeping people across the lifespan safe during a behavioral health-related crisis and to aid in their recovery from mental illnesses and/or substance use disorders.

Description: This Unit provides and manages a service continuum that assists individuals to achieve personal goals so they can successfully participate in the community. Services are provided in a variety of settings using a variety of methods. Services include school and community-based outreach and prevention, outpatient treatment, employment and alternative sanction programs, community-based case management, day services, residential care, community and institution-based crisis supports.

	Actual 2022	Adopted 2023	2022 Carry Forward	Board Transfers	Budget As Modified	2023 YTD	Estimated 2023	Executive Recommended
<b>PROGRAM EXPENDITURES</b>								
Personnel Costs	\$253,517	\$1,003,900	\$0	\$0	\$1,003,900	\$257,210	\$1,003,900	\$1,083,275
Operating Expenses	\$21,600	\$3,050,500	\$0	\$0	\$3,050,500	\$61,478	\$3,050,500	\$3,122,941
Contractual Services	\$0	\$623,500	\$0	\$0	\$623,500	\$0	\$623,500	\$355,405
Operating Capital	\$0	\$0	\$0	\$0	\$0	\$0	\$0	\$0
<b>TOTAL</b>	<b>\$275,117</b>	<b>\$4,677,900</b>	<b>\$0</b>	<b>\$0</b>	<b>\$4,677,900</b>	<b>\$318,688</b>	<b>\$4,677,900</b>	<b>\$4,561,621</b>
<b>PROGRAM REVENUE</b>								
Taxes	\$0	\$0	\$0	\$0	\$0	\$0	\$0	\$0
Intergovernmental Revenue	\$0	\$55,980	\$0	\$621,700	\$677,680	\$1,257	\$677,680	\$545,504
Licenses & Permits	\$0	\$0	\$0	\$0	\$0	\$0	\$0	\$0
Fines, Forfeits & Penalties	\$0	\$0	\$0	\$0	\$0	\$0	\$0	\$0
Public Charges for Services	\$0	\$0	\$0	\$0	\$0	\$0	\$0	\$0
Miscellaneous	\$0	\$0	\$0	\$0	\$0	\$0	\$0	\$0
Other Financing Sources	\$0	\$0	\$0	\$0	\$0	\$0	\$0	\$0
<b>TOTAL</b>	<b>\$0</b>	<b>\$55,980</b>	<b>\$0</b>	<b>\$621,700</b>	<b>\$677,680</b>	<b>\$1,257</b>	<b>\$677,680</b>	<b>\$545,504</b>
<b>GPR SUPPORT</b>	<b>\$275,117</b>	<b>\$4,621,920</b>			<b>\$4,000,220</b>			<b>\$4,016,117</b>
F.T.E. STAFF	5.000	7.000					7.000	7.000

Dept: Human Services		54							Fund Name: Human Services	
Prgr: BH Administration		9A							Fund No.: 2610	
DI#	2024 Base	Net Decision Items							2024 Adopted Budget	
		01	02	03	04	05	06	07		
<b>PROGRAM EXPENDITURES</b>										
Personnel Costs	\$1,035,000	\$37,200	\$11,075	\$0	\$0	\$0	\$0	\$0	\$1,083,275	
Operating Expenses	\$3,050,500	\$0	\$81,591	\$1,000	(\$10,150)	\$0	\$0	\$0	\$3,122,941	
Contractual Services	\$156,800	\$0	\$198,605	\$0	\$0	\$0	\$0	\$0	\$355,405	
Operating Capital	\$0	\$0	\$0	\$0	\$0	\$0	\$0	\$0	\$0	
<b>TOTAL</b>	<b>\$4,242,300</b>	<b>\$37,200</b>	<b>\$291,271</b>	<b>\$1,000</b>	<b>(\$10,150)</b>	<b>\$0</b>	<b>\$0</b>	<b>\$0</b>	<b>\$4,561,621</b>	
<b>PROGRAM REVENUE</b>										
Taxes	\$0	\$0	\$0	\$0	\$0	\$0	\$0	\$0	\$0	
Intergovernmental Revenue	\$55,980	\$0	\$488,524	\$1,000	\$0	\$0	\$0	\$0	\$545,504	
Licenses & Permits	\$0	\$0	\$0	\$0	\$0	\$0	\$0	\$0	\$0	
Fines, Forfeits & Penalties	\$0	\$0	\$0	\$0	\$0	\$0	\$0	\$0	\$0	
Public Charges for Services	\$0	\$0	\$0	\$0	\$0	\$0	\$0	\$0	\$0	
Miscellaneous	\$0	\$0	\$0	\$0	\$0	\$0	\$0	\$0	\$0	
Other Financing Sources	\$0	\$0	\$0	\$0	\$0	\$0	\$0	\$0	\$0	
<b>TOTAL</b>	<b>\$55,980</b>	<b>\$0</b>	<b>\$488,524</b>	<b>\$1,000</b>	<b>\$0</b>	<b>\$0</b>	<b>\$0</b>	<b>\$0</b>	<b>\$545,504</b>	
GPR SUPPORT	\$4,186,320	\$37,200	(\$197,253)	\$0	(\$10,150)	\$0	\$0	\$0	\$4,016,117	
F.T.E. STAFF	7.000	0.000	0.000	0.000	0.000	0.000	0.000	0.000	7.000	
<b>NARRATIVE INFORMATION ABOUT DECISION ITEMS</b>							Expenditures	Revenue	GPR Support	
<b>2024 BUDGET BASE</b>							\$4,242,300	\$55,980	\$4,186,320	
DI #	HUMN-BHAD-1	Personnel Cost Changes								
DEPT							\$0	\$0	\$0	
EXEC	Adjust personnel costs to reflect a 4.5% cost of living increase for County employees in 2024. Also, adjust personnel costs to reflect new retirement (WRS) rates and negotiated handbook changes in effect for 2024.						\$37,200	\$0	\$37,200	
ADOPTED	Approved as Recommended						\$0	\$0	\$0	
NET DI # HUMN-BHAD-1							\$37,200	\$0	\$37,200	

Dept:	Human Services	54	Fund Name:	Human Services	
Prgm:	BH Administration	9A	Fund No.:	2610	
NARRATIVE INFORMATION ABOUT DECISION ITEMS, cont.			Expenditures	Revenues	GPR Support
DI #	HUMN-BHAD-2	Reallocations and Transfers			
DEPT	This decision item reflects reallocation of expenditures and revenues. Positions #977 Clerk I-II and #3362 Admin Assist I reallocated from DAS division; position #3394 BH Program Specialist reallocated to BH JSCS; and #3399 Admin Assist I reallocated to DAS division. This decision item reflects an expense increase of \$291,271, a revenue increase of \$488,524 for a net GPR decrease of (\$197,253).		\$291,271	\$488,524	(\$197,253)
EXEC	Approved as Requested		\$0	\$0	\$0
ADOPTED	Approved as Recommended		\$0	\$0	\$0
NET DI # HUMN-BHAD-2			\$291,271	\$488,524	(\$197,253)
DI #	HUMN-BHAD-3	New Expenditures and/or Revenue Changes			
DEPT	This decision item includes increased revenue where applicable and changes to adjust expense/revenue levels accordingly. This decision item reflects an expense increase of \$1,000, a revenue increase of \$1,000 for a net zero GPR impact.		\$1,000	\$1,000	\$0
EXEC	Approved as Requested		\$0	\$0	\$0
ADOPTED	Approved as Recommended		\$0	\$0	\$0
NET DI # HUMN-BHAD-3			\$1,000	\$1,000	\$0
DI #	HUMN-BHAD-4	Other Changes Impacting Operating			
DEPT	This decision item includes department-wide utility cost reallocations (e.g., internet, phone, utilities) to realign operating funding to program area spending. This decision item reflects an expense decrease of (\$10,150), no revenue change for a net GPR decrease of (\$10,150).		(\$10,150)	\$0	(\$10,150)
EXEC	Approved as Requested		\$0	\$0	\$0
ADOPTED	Approved as Recommended		\$0	\$0	\$0
NET DI # HUMN-BHAD-4			(\$10,150)	\$0	(\$10,150)
<b>2024 ADOPTED BUDGET</b>			<b>\$4,561,621</b>	<b>\$545,504</b>	<b>\$4,016,117</b>



Dept: Human Services		54		COUNTY OF DANE			Fund Name: Human Services	
Prgm: BH Urgent Care		9B					Fund No: 2610	
<b>Mission:</b>								
To assure a safe, compassionate, and effective compassionate response to anyone in Dane County who is experiencing a behavioral health crisis.								
<b>Description:</b>								
This program is responsible for establishing and maintaining a response continuum is in place to provide the proper level of intervention necessary to safely assist those who are in the midst of a behavioral health crisis or are recovering from the effects that follow such a crisis. Crisis response interventions include a 24-hour crisis line, mobile crisis response, crisis residential and withdrawal management facilities, psychiatric hospitalization, stabilization teams, and peer support. This program is also responsible for the Behavioral Health Resource Center, which is a resource that connects helps people find available mental health or substance use services in Dane County.								
	Actual 2022	Adopted 2023	2022 Carry Forward	Board Transfers	Budget As Modified	2023 YTD	Estimated 2023	Executive Recommended
<b>PROGRAM EXPENDITURES</b>								
Personnel Costs	\$0	\$2,132,470	\$0	\$0	\$2,132,470	\$459,312	\$2,132,470	\$2,521,500
Operating Expenses	\$0	\$58,000	\$0	\$0	\$58,000	\$24,042	\$58,000	\$59,400
Contractual Services	\$0	\$14,517,910	\$0	\$39,362	\$14,557,272	\$3,419,241	\$14,557,272	\$15,985,974
Operating Capital	\$0	\$0	\$0	\$0	\$0	\$0	\$0	\$0
<b>TOTAL</b>	<b>\$0</b>	<b>\$16,708,380</b>	<b>\$0</b>	<b>\$39,362</b>	<b>\$16,747,742</b>	<b>\$3,902,595</b>	<b>\$16,747,742</b>	<b>\$18,566,874</b>
<b>PROGRAM REVENUE</b>								
Taxes	\$0	\$0	\$0	\$0	\$0	\$0	\$0	\$0
Intergovernmental Revenue	\$0	\$7,516,229	\$0	\$39,362	\$7,555,591	\$685,253	\$7,555,591	\$7,577,993
Licenses & Permits	\$0	\$0	\$0	\$0	\$0	\$0	\$0	\$0
Fines, Forfeits & Penalties	\$0	\$0	\$0	\$0	\$0	\$0	\$0	\$0
Public Charges for Services	\$0	\$50,000	\$0	\$0	\$50,000	\$100,400	\$50,000	\$100,000
Miscellaneous	\$0	\$376,759	\$0	(\$376,759)	\$0	\$0	\$0	\$1,566,759
Other Financing Sources	\$0	\$0	\$0	\$0	\$0	\$0	\$0	\$0
<b>TOTAL</b>	<b>\$0</b>	<b>\$7,942,988</b>	<b>\$0</b>	<b>(\$337,397)</b>	<b>\$7,605,591</b>	<b>\$785,653</b>	<b>\$7,605,591</b>	<b>\$9,244,752</b>
<b>GPR SUPPORT</b>	<b>\$0</b>	<b>\$8,765,392</b>			<b>\$9,142,151</b>			<b>\$9,322,122</b>
<b>F.T.E. STAFF</b>	<b>19.000</b>	<b>19.000</b>					<b>19.000</b>	<b>21.000</b>

<b>Dept:</b>	Human Services	54	<b>Fund Name:</b>	Human Services
<b>Prgm:</b>	BH Urgent Care	9B	<b>Fund No.:</b>	2610

DI#	2024 Base	Net Decision Items							2024 Adopted Budget
		01	02	03	04	05	06	07	
<b>PROGRAM EXPENDITURES</b>									
Personnel Costs	\$2,224,400	\$0	\$198,000	\$0	\$0	\$99,100	\$0	\$0	\$2,521,500
Operating Expenses	\$58,000	\$0	\$0	\$0	\$1,400	\$0	\$0	\$0	\$59,400
Contractual Services	\$14,517,910	\$1,180,711	(\$288,665)	\$22,230	\$40,000	\$0	\$667,005	\$1,150,000	\$17,289,191
Operating Capital	\$0	\$0	\$0	\$0	\$0	\$0	\$0	\$0	\$0
<b>TOTAL</b>	<b>\$16,800,310</b>	<b>\$1,180,711</b>	<b>(\$90,665)</b>	<b>\$22,230</b>	<b>\$41,400</b>	<b>\$99,100</b>	<b>\$667,005</b>	<b>\$1,150,000</b>	<b>\$19,870,091</b>
<b>PROGRAM REVENUE</b>									
Taxes	\$0	\$0	\$0	\$0	\$0	\$0	\$0	\$0	\$0
Intergovernmental Revenue	\$7,516,229	(\$84,289)	\$123,423	\$22,630	\$0	\$0	\$0	\$0	\$7,577,993
Licenses & Permits	\$0	\$0	\$0	\$0	\$0	\$0	\$0	\$0	\$0
Fines, Forfeits & Penalties	\$0	\$0	\$0	\$0	\$0	\$0	\$0	\$0	\$0
Public Charges for Services	\$50,000	\$0	\$50,400	(\$400)	\$0	\$0	\$0	\$0	\$100,000
Miscellaneous	\$376,759	\$0	\$0	\$0	\$40,000	\$0	\$0	\$1,150,000	\$1,566,759
Other Financing Sources	\$0	\$0	\$0	\$0	\$0	\$0	\$0	\$0	\$0
<b>TOTAL</b>	<b>\$7,942,988</b>	<b>(\$84,289)</b>	<b>\$173,823</b>	<b>\$22,230</b>	<b>\$40,000</b>	<b>\$0</b>	<b>\$0</b>	<b>\$1,150,000</b>	<b>\$9,244,752</b>
<b>GPR SUPPORT</b>	<b>\$8,857,322</b>	<b>\$1,265,000</b>	<b>(\$264,488)</b>	<b>\$0</b>	<b>\$1,400</b>	<b>\$99,100</b>	<b>\$667,005</b>	<b>\$0</b>	<b>\$10,625,339</b>
<b>F.T.E. STAFF</b>	<b>19.000</b>	<b>0.000</b>	<b>2.000</b>	<b>0.000</b>	<b>0.000</b>	<b>0.000</b>	<b>0.000</b>	<b>0.000</b>	<b>21.000</b>

**NARRATIVE INFORMATION ABOUT DECISION ITEMS**

		Expenditures	Revenue	GPR Support
<b>2024 BUDGET BASE</b>		\$16,800,310	\$7,942,988	\$8,857,322
DI #	HUMN-BHUC-1 Contractually Obligated Changes			
DEPT	This decision item reflects contractually obligated increases or decreases to current contract levels, including changes due to grant drop-offs and RFP changes. This decision item reflects an expense decrease of (\$84,289), a revenue decrease of (\$84,289) for a zero net GPR impact.	(\$84,289)	(\$84,289)	\$0
EXEC	Approve as requested. Also, establish CARES Program Capacity Grant for the purpose of crisis mobility service expansion through the CARES program to include new communities and allocate up to \$200,000 in start-up funding for expansion communities to support program development.	\$200,000	\$0	\$200,000
ADOPTED	Increase expenditures by \$1,065,000 to increase funding to Journey Mental Health to allow for wage increases among staff involved in the crisis response system.	\$1,065,000	\$0	\$1,065,000
<b>NET DI # HUMN-BHUC-1</b>		<b>\$1,180,711</b>	<b>(\$84,289)</b>	<b>\$1,265,000</b>

Dept:		Human Services	54	Fund Name:		Human Services
Prgm:		BH Urgent Care	9B	Fund No.:		2610
NARRATIVE INFORMATION ABOUT DECISION ITEMS, cont.				Expenditures	Revenues	GPR Support
DI #	HUMN-BHUC-2	Reallocations and Transfers				
DEPT	This decision item reflects reallocation of expenditures and revenues. Includes funding for 2.0 FTE Peer Support Specialists. This decision item reflects an expense decrease of (\$90,665), a revenue increase of \$173,823 for a net GPR decrease of (\$264,488).			(\$90,665)	\$173,823	(\$264,488)
EXEC	Approved as Requested			\$0	\$0	\$0
ADOPTED	Approved as Recommended			\$0	\$0	\$0
NET DI # HUMN-BHUC-2				(\$90,665)	\$173,823	(\$264,488)
DI #	HUMN-BHUC-3	New Expenditures and/or Revenue Changes				
DEPT	This decision item includes increased revenue where applicable and changes to adjust expense/revenue levels accordingly. This decision item reflects an expense increase of \$22,230, a revenue increase of \$22,230 for a net zero GPR impact.			\$22,230	\$22,230	\$0
EXEC	Approved as Requested			\$0	\$0	\$0
ADOPTED	Approved as Recommended			\$0	\$0	\$0
NET DI # HUMN-BHUC-3				\$22,230	\$22,230	\$0
DI #	HUMN-BHUC-4	Other Changes Impacting Operating				
DEPT	This decision item includes department-wide utility cost reallocations (e.g., internet, phone, utilities) to realign operating funding to program area spending. This decision item reflects an expense increase of \$1,400, no revenue increase for a net GPR increase of \$1,400.			\$1,400	\$0	\$1,400
EXEC	Approve as requested. Also, adjust expenditures and revenues to reflect the 2024 effect of 2023 RES-087.			\$40,000	\$40,000	\$0
ADOPTED	Approved as Recommended			\$0	\$0	\$0
NET DI # HUMN-BHUC-4				\$41,400	\$40,000	\$1,400

Dept:		Human Services	54	Fund Name:		Human Services
Prgm:		BH Urgent Care	9B	Fund No.:		2610
NARRATIVE INFORMATION ABOUT DECISION ITEMS, cont.				Expenditures	Revenues	GPR Support
DI #	HUMN-BHUC-5	Personnel Cost Changes				
DEPT				\$0	\$0	\$0
EXEC	Adjust personnel costs to reflect a 4.5% cost of living increase for County employees in 2024. Also, adjust personnel costs to reflect new retirement (WRS) rates and negotiated handbook changes in effect for 2024.			\$99,100	\$0	\$99,100
ADOPTED	Approved as Recommended			\$0	\$0	\$0
NET DI # HUMN-BHUC-5				\$99,100	\$0	\$99,100
DI #	HUMN-BHUC-6	Purchase of Service Provider COLA				
DEPT				\$0	\$0	\$0
EXEC	Provide a 4.5% Cost of Living Adjustment (COLA) increase to Department of Human Services purchase of service contracts consistent with historic allocation criteria, and additionally allow for Comprehensive Community Service (CCS) provider inclusion with CCS COLA payment pending State of WI Department of Health Services reconciliation revenue.			\$428,788	\$0	\$428,788
ADOPTED	Increase expenditures by \$1.355M to increase the POS COLA by 2.5% to a total of 7.0%.			\$238,217	\$0	\$238,217
NET DI # HUMN-BHUC-6				\$667,005	\$0	\$667,005
DI #	HUMN-BHUC-7	Opioid Settlement Funds				
DEPT				\$0	\$0	\$0
EXEC	Provide one-time funding of \$1,150,000 upon receipt of additional settlement revenues. Allocate \$900K to support Safe Community opioid abuse contract efforts, \$250K to BHRC for rental assistance/transportation vouchers, \$100K for African American outreach, \$180K for expanded educational curricula, \$70K for fentanyl test strips, \$500K for Reducing Deaths by Despair Fentanyl/Opioid media campaign, and \$50K for stipends for Ending Deaths by Despair Task Force.			\$1,150,000	\$1,150,000	\$0
ADOPTED	Approved as Recommended			\$0	\$0	\$0
NET DI # HUMN-BHUC-7				\$1,150,000	\$1,150,000	\$0
<b>2024 ADOPTED BUDGET</b>				<b>\$19,870,091</b>	<b>\$9,244,752</b>	<b>\$10,625,339</b>

Dept: Human Services		54		COUNTY OF DANE			Fund Name: Human Services	
Prgm: BH Recovery Management		310/97					Fund No: 2610	
<u>Mission:</u>								
To create pathways for those with a serious and persistent mental illness manage their recovery while living in the community.								
<u>Description:</u>								
This area of behavioral health specializes in making residential and community-based supports available for those who meet the eligibility criteria for these programs. Interventions in this area include a variety of supported residential options, case management, programs patterned after the Assertive Community Treatment model, supported employment options, and support for individuals with a mental illness who are also experiencing homelessness.								
	Actual 2022	Adopted 2023	2022 Carry Forward	Board Transfers	Budget As Modified	2023 YTD	Estimated 2023	Executive Recommended
<b>PROGRAM EXPENDITURES</b>								
Personnel Costs	\$0	\$1,095,190	\$0	\$0	\$1,095,190	\$308,870	\$1,095,190	\$1,185,800
Operating Expenses	\$0	\$23,800	\$0	\$0	\$23,800	\$0	\$23,800	\$399,450
Contractual Services	\$0	\$19,573,421	\$0	\$120,440	\$19,693,861	\$4,776,217	\$19,693,861	\$19,554,141
Operating Capital	\$0	\$0	\$0	\$0	\$0	\$0	\$0	\$0
<b>TOTAL</b>	<b>\$0</b>	<b>\$20,692,411</b>	<b>\$0</b>	<b>\$120,440</b>	<b>\$20,812,851</b>	<b>\$5,085,087</b>	<b>\$20,812,851</b>	<b>\$21,139,391</b>
<b>PROGRAM REVENUE</b>								
Taxes	\$0	\$0	\$0	\$0	\$0	\$0	\$0	\$0
Intergovernmental Revenue	\$0	\$12,420,855	\$0	\$120,440	\$12,541,295	\$2,953,881	\$12,541,295	\$11,851,701
Licenses & Permits	\$0	\$0	\$0	\$0	\$0	\$0	\$0	\$0
Fines, Forfeits & Penalties	\$0	\$0	\$0	\$0	\$0	\$0	\$0	\$0
Public Charges for Services	\$0	\$0	\$0	\$0	\$0	\$0	\$0	\$0
Miscellaneous	\$0	\$0	\$0	\$0	\$0	\$0	\$0	\$0
Other Financing Sources	\$0	\$0	\$0	\$0	\$0	\$0	\$0	\$0
<b>TOTAL</b>	<b>\$0</b>	<b>\$12,420,855</b>	<b>\$0</b>	<b>\$120,440</b>	<b>\$12,541,295</b>	<b>\$2,953,881</b>	<b>\$12,541,295</b>	<b>\$11,851,701</b>
<b>GPR SUPPORT</b>	<b>\$0</b>	<b>\$8,271,556</b>			<b>\$8,271,556</b>			<b>\$9,287,690</b>
<b>F.T.E. STAFF</b>	<b>10.000</b>	<b>10.000</b>					<b>10.000</b>	<b>10.000</b>

<b>Dept:</b> Human Services	54	<b>Fund Name:</b> Human Services
<b>Prgm:</b> BH Recovery Management	310/97	<b>Fund No.:</b> 2610

DI#	2024 Base	Net Decision Items							2024 Adopted Budget	
		01	02	03	04	05	06	07		
<b>PROGRAM EXPENDITURES</b>										
Personnel Costs	\$1,129,500	\$56,300	\$0	\$0	\$0	\$0	\$0	\$0	\$0	\$1,185,800
Operating Expenses	\$23,800	\$0	\$375,650	\$0	\$0	\$0	\$0	\$0	\$0	\$399,450
Contractual Services	\$19,573,421	\$0	(\$739,441)	\$1,125,030	\$0	\$0	\$0	\$0	\$0	\$19,959,010
Operating Capital	\$0	\$0	\$0	\$0	\$0	\$0	\$0	\$0	\$0	\$0
<b>TOTAL</b>	<b>\$20,726,721</b>	<b>\$56,300</b>	<b>(\$363,791)</b>	<b>\$1,125,030</b>	<b>\$0</b>	<b>\$0</b>	<b>\$0</b>	<b>\$0</b>	<b>\$0</b>	<b>\$21,544,260</b>
<b>PROGRAM REVENUE</b>										
Taxes	\$0	\$0	\$0	\$0	\$0	\$0	\$0	\$0	\$0	\$0
Intergovernmental Revenue	\$12,420,855	\$0	(\$569,154)	\$0	\$0	\$0	\$0	\$0	\$0	\$11,851,701
Licenses & Permits	\$0	\$0	\$0	\$0	\$0	\$0	\$0	\$0	\$0	\$0
Fines, Forfeits & Penalties	\$0	\$0	\$0	\$0	\$0	\$0	\$0	\$0	\$0	\$0
Public Charges for Services	\$0	\$0	\$0	\$0	\$0	\$0	\$0	\$0	\$0	\$0
Miscellaneous	\$0	\$0	\$0	\$0	\$0	\$0	\$0	\$0	\$0	\$0
Other Financing Sources	\$0	\$0	\$0	\$0	\$0	\$0	\$0	\$0	\$0	\$0
<b>TOTAL</b>	<b>\$12,420,855</b>	<b>\$0</b>	<b>(\$569,154)</b>	<b>\$0</b>	<b>\$0</b>	<b>\$0</b>	<b>\$0</b>	<b>\$0</b>	<b>\$0</b>	<b>\$11,851,701</b>
<b>GPR SUPPORT</b>	<b>\$8,305,866</b>	<b>\$56,300</b>	<b>\$205,363</b>	<b>\$1,125,030</b>	<b>\$0</b>	<b>\$0</b>	<b>\$0</b>	<b>\$0</b>	<b>\$0</b>	<b>\$9,692,559</b>
<b>F.T.E. STAFF</b>	<b>10.000</b>	<b>0.000</b>	<b>0.000</b>	<b>0.000</b>	<b>0.000</b>	<b>0.000</b>	<b>0.000</b>	<b>0.000</b>	<b>0.000</b>	<b>10.000</b>

**NARRATIVE INFORMATION ABOUT DECISION ITEMS**

		Expenditures	Revenue	GPR Support
<b>2024 BUDGET BASE</b>		\$20,726,721	\$12,420,855	\$8,305,866
DI #	HUMN-BHRM-1 Personnel Cost Changes	\$0	\$0	\$0
DEPT				
EXEC	Adjust personnel costs to reflect a 4.5% cost of living increase for County employees in 2024. Also, adjust personnel costs to reflect new retirement (WRS) rates and negotiated handbook changes in effect for 2024.	\$56,300	\$0	\$56,300
ADOPTED	Approved as Recommended	\$0	\$0	\$0
<b>NET DI # HUMN-BHRM-1</b>		<b>\$56,300</b>	<b>\$0</b>	<b>\$56,300</b>

Dept: Human Services		54	Fund Name: Human Services		
Prgm: BH Recovery Management		310/97	Fund No.: 2610		
NARRATIVE INFORMATION ABOUT DECISION ITEMS, cont.			Expenditures	Revenues	GPR Support
DI #	HUMN-BHRM-2	Reallocations and Transfers			
DEPT	This decision item reflects reallocation of expenditures and revenues. This decision item reflects an expense decrease of (\$363,791), a revenue decrease of (\$569,154) for a net GPR increase of \$205,363.		(\$363,791)	(\$569,154)	\$205,363
EXEC	Approved as Requested		\$0	\$0	\$0
ADOPTED	Approved as Recommended		\$0	\$0	\$0
		NET DI # HUMN-BHRM-2	(\$363,791)	(\$569,154)	\$205,363
DI #	HUMN-BHRM-3	Purchase of Service Provider COLA			
DEPT			\$0	\$0	\$0
EXEC	Provide a 4.5% Cost of Living Adjustment (COLA) increase to Department of Human Services purchase of service contracts consistent with historic allocation criteria, and additionally allow for Comprehensive Community Service (CCS) provider inclusion with CCS COLA payment pending State of WI Department of Health Services reconciliation revenue.		\$720,161	\$0	\$720,161
ADOPTED	Increase expenditures by \$1.355M to increase the POS COLA by 2.5% to a total of 7.0%.		\$404,869	\$0	\$404,869
		NET DI # HUMN-BHRM-3	\$1,125,030	\$0	\$1,125,030
<b>2024 ADOPTED BUDGET</b>			\$21,544,260	\$11,851,701	\$9,692,559

<b>Dept:</b>	Human Services	54	<b>COUNTY OF DANE</b>	<b>Fund Name:</b>	Human Services
<b>Prgm:</b>	BH Justice Support & Clinical Services	310/98		<b>Fund No:</b>	2610

Mission:

To provide quality clinical services for youth and adults who need assistance with a mental illness or substance use disorder.

Description:

This program is responsible for three primary levels of intervention:

1. Meeting the clinical needs for adult residents of Dane County who are either uninsured or are covered by Medicaid.
2. Meeting the clinical needs for youth who are struggling with a mental illness or substance use disorder and also are involved with other parts of the human services continuum.
3. Providing opportunities for adults who are involved with the criminal justice system to meet their recovery needs as at least a partial alternative to criminal sanctions.

	Actual 2022	Adopted 2023	2022 Carry Forward	Board Transfers	Budget As Modified	2023 YTD	Estimated 2023	Executive Recommended
<b>PROGRAM EXPENDITURES</b>								
Personnel Costs	\$0	\$2,128,370	\$0	\$0	\$2,128,370	\$596,062	\$2,128,370	\$2,624,300
Operating Expenses	\$0	\$28,500	\$0	\$0	\$28,500	\$17,593	\$28,500	\$28,500
Contractual Services	\$0	\$12,912,073	\$0	\$0	\$12,912,073	\$3,438,027	\$12,912,073	\$11,447,652
Operating Capital	\$0	\$0	\$0	\$0	\$0	\$0	\$0	\$0
<b>TOTAL</b>	<b>\$0</b>	<b>\$15,068,943</b>	<b>\$0</b>	<b>\$0</b>	<b>\$15,068,943</b>	<b>\$4,051,682</b>	<b>\$15,068,943</b>	<b>\$14,100,452</b>
<b>PROGRAM REVENUE</b>								
Taxes	\$0	\$0	\$0	\$0	\$0	\$0	\$0	\$0
Intergovernmental Revenue	\$0	\$5,291,176	\$0	\$0	\$5,291,176	\$173,488	\$5,291,176	\$4,388,702
Licenses & Permits	\$0	\$0	\$0	\$0	\$0	\$0	\$0	\$0
Fines, Forfeits & Penalties	\$0	\$0	\$0	\$0	\$0	\$0	\$0	\$0
Public Charges for Services	\$0	\$96,960	\$0	\$0	\$96,960	\$0	\$96,960	\$96,960
Miscellaneous	\$0	\$1,123,241	\$0	(\$1,123,241)	\$0	\$0	\$0	\$1,123,241
Other Financing Sources	\$0	\$0	\$0	\$0	\$0	\$0	\$0	\$0
<b>TOTAL</b>	<b>\$0</b>	<b>\$6,511,377</b>	<b>\$0</b>	<b>(\$1,123,241)</b>	<b>\$5,388,136</b>	<b>\$173,488</b>	<b>\$5,388,136</b>	<b>\$5,608,903</b>
<b>GPR SUPPORT</b>	<b>\$0</b>	<b>\$8,557,566</b>			<b>\$9,680,807</b>			<b>\$8,491,549</b>
<b>F.T.E. STAFF</b>	<b>18.000</b>	<b>17.500</b>					<b>17.500</b>	<b>19.500</b>



Dept: Human Services		54		Fund Name: Human Services					
Prgm: BH Justice Support & Clinical Services		310/98		Fund No.: 2610					
DI#	2024 Base	Net Decision Items							2024 Adopted Budget
		01	02	03	04	05	06	07	
<b>PROGRAM EXPENDITURES</b>									
Personnel Costs	\$2,266,200	\$0	\$203,200	\$0	\$154,900	\$0	\$0	\$0	\$2,624,300
Operating Expenses	\$28,500	\$0	\$0	\$0	\$0	\$0	\$0	\$0	\$28,500
Contractual Services	\$12,777,073	(\$871,798)	(\$685,467)	(\$135,983)	\$0	\$566,851	\$0	\$0	\$11,650,676
Operating Capital	\$0	\$0	\$0	\$0	\$0	\$0	\$0	\$0	\$0
<b>TOTAL</b>	<b>\$15,071,773</b>	<b>(\$871,798)</b>	<b>(\$482,267)</b>	<b>(\$135,983)</b>	<b>\$154,900</b>	<b>\$566,851</b>	<b>\$0</b>	<b>\$0</b>	<b>\$14,303,476</b>
<b>PROGRAM REVENUE</b>									
Taxes	\$0	\$0	\$0	\$0	\$0	\$0	\$0	\$0	\$0
Intergovernmental Revenue	\$5,156,176	(\$871,798)	\$240,307	(\$135,983)	\$0	\$0	\$0	\$0	\$4,388,702
Licenses & Permits	\$0	\$0	\$0	\$0	\$0	\$0	\$0	\$0	\$0
Fines, Forfeits & Penalties	\$0	\$0	\$0	\$0	\$0	\$0	\$0	\$0	\$0
Public Charges for Services	\$96,960	\$0	\$0	\$0	\$0	\$0	\$0	\$0	\$96,960
Miscellaneous	\$1,123,241	\$0	\$0	\$0	\$0	\$0	\$0	\$0	\$1,123,241
Other Financing Sources	\$0	\$0	\$0	\$0	\$0	\$0	\$0	\$0	\$0
<b>TOTAL</b>	<b>\$6,376,377</b>	<b>(\$871,798)</b>	<b>\$240,307</b>	<b>(\$135,983)</b>	<b>\$0</b>	<b>\$0</b>	<b>\$0</b>	<b>\$0</b>	<b>\$5,608,903</b>
GPR SUPPORT	\$8,695,396	\$0	(\$722,574)	\$0	\$154,900	\$566,851	\$0	\$0	\$8,694,573
F.T.E. STAFF	17.500	0.000	2.000	0.000	0.000	0.000	0.000	0.000	19.500
<b>NARRATIVE INFORMATION ABOUT DECISION ITEMS</b>							Expenditures	Revenue	GPR Support
<b>2024 BUDGET BASE</b>							\$15,071,773	\$6,376,377	\$8,695,396
DI #	HUMN-BHJS-1		Contractually Obligated Changes						
DEPT	This decision item reflects contractually obligated increases or decreases to current contract levels, including changes due to grant drop-offs and RFP changes. This decision item reflects an expense decrease of (\$871,798), a revenue decrease of (\$871,798) for a net zero GPR impact.						(\$871,798)	(\$871,798)	\$0
EXEC	Approved as Requested						\$0	\$0	\$0
ADOPTED	Approved as Recommended						\$0	\$0	\$0
NET DI # HUMN-BHJS-1							(\$871,798)	(\$871,798)	\$0

Dept:		Human Services	54	Fund Name:		Human Services
Prgm:		BH Justice Support & Clinical Services	310/98	Fund No.:		2610
NARRATIVE INFORMATION ABOUT DECISION ITEMS, cont.				Expenditures	Revenues	GPR Support
DI #	HUMN-BHJS-2	Reallocations and Transfers				
DEPT	This decision item reflects reallocation of expenditures and revenues. Position #3389 Clerk I-II reallocated from Prevention & Early Intervention (PEI) Admin and #3394 Behavioral Health Program Specialist reallocated from Behavioral Health (BH) Admin to this program. This decision item reflects an expense decrease of (\$482,267), a revenue increase of \$240,307 for a net GPR decrease of (\$722,574).			(\$482,267)	\$240,307	(\$722,574)
EXEC	Approved as Requested			\$0	\$0	\$0
ADOPTED	Approved as Recommended			\$0	\$0	\$0
NET DI # HUMN-BHJS-2				(\$482,267)	\$240,307	(\$722,574)
DI #	HUMN-BHJS-3	New Expenditures and/or Revenue Changes				
DEPT	This decision item includes increased revenue where applicable and changes to adjust expense/revenue levels accordingly. This decision item reflects an expense decrease of (\$135,983), a revenue decrease of (\$135,983) for a net zero GPR impact.			(\$135,983)	(\$135,983)	\$0
EXEC	Approved as Requested			\$0	\$0	\$0
ADOPTED	Approved as Recommended			\$0	\$0	\$0
NET DI # HUMN-BHJS-3				(\$135,983)	(\$135,983)	\$0
DI #	HUMN-BHJS-4	Personnel Cost Changes				
DEPT				\$0	\$0	\$0
EXEC	Adjust personnel costs to reflect a 4.5% cost of living increase for County employees in 2024. Also, adjust personnel costs to reflect new retirement (WRS) rates and negotiated handbook changes in effect for 2024.			\$154,900	\$0	\$154,900
ADOPTED	Approved as Recommended			\$0	\$0	\$0
NET DI # HUMN-BHJS-4				\$154,900	\$0	\$154,900

<b>Dept:</b>	Human Services	54	<b>Fund Name:</b>	Human Services		
<b>Prgm:</b>	BH Justice Support & Clinical Services	310/98	<b>Fund No.:</b>	2610		
<b>NARRATIVE INFORMATION ABOUT DECISION ITEMS, cont.</b>			<b>Expenditures</b>	<b>Revenues</b>	<b>GPR Support</b>	
DI #	HUMN-BHJS-5	Purchase of Service Provider COLA				
DEPT			\$0	\$0	\$0	
EXEC	Provide a 4.5% Cost of Living Adjustment (COLA) increase to Department of Human Services purchase of service contracts consistent with historic allocation criteria, and additionally allow for Comprehensive Community Service (CCS) provider inclusion with CCS COLA payment pending State of WI Department of Health Services reconciliation revenue.		\$363,827	\$0	\$363,827	
ADOPTED	Increase expenditures by \$1.355M to increase the POS COLA by 2.5% to a total of 7.0%.		\$203,024	\$0	\$203,024	
	NET DI #	HUMN-BHJS-5	\$566,851	\$0	\$566,851	
<b>2024 ADOPTED BUDGET</b>			\$14,303,476	\$5,608,903	\$8,694,573	

<b>Dept:</b>	Human Services	54	<b>COUNTY OF DANE</b>		<b>Fund Name:</b>	Human Services
<b>Prgrm:</b>	BH Comprehensive Community Support	310/99			<b>Fund No:</b>	2610

**Mission:** Comprehensive Community Services, or CCS, is a program that provides mental health and substance use services to people of all ages. The intent of CCS services is to assist people in identifying their personal goals and in working towards those goals at their own pace. In the CCS program you are in charge of your own recovery.

**Description:** This program is a Medicaid benefit for individuals who have a mental health and/or substance use diagnosis that provides psychosocial rehabilitation services. Once eligibility is confirmed by meeting State-determined criteria, the individual and a service facilitator assemble a recovery team that works with the individual to establish and make progress toward recovery goals at a pace set by the individual. CCS embraces many core values in its approach to the delivery of mental health and substance use services. CCS values include:

- Respect of client values—what is important to you?
- Inclusion of natural supports and family—who is important to you?
- Flexibility of services—what you need, when you need it.
- Community—services will be provided where you need and want them.
- Respect of client choice—it's up to you!

	Actual 2022	Adopted 2023	2022 Carry Forward	Board Transfers	Budget As Modified	2023 YTD	Estimated 2023	Executive Recommended
<b>PROGRAM EXPENDITURES</b>								
Personnel Costs	\$0	\$3,796,900	\$0	\$0	\$3,796,900	\$911,417	\$3,796,900	\$4,419,115
Operating Expenses	\$0	\$11,384	\$0	\$0	\$11,384	\$2,125	\$11,384	\$18,764
Contractual Services	\$0	\$21,505,000	\$0	\$0	\$21,505,000	\$9,694,155	\$21,505,000	\$31,505,000
Operating Capital	\$0	\$0	\$0	\$0	\$0	\$0	\$0	\$0
<b>TOTAL</b>	<b>\$0</b>	<b>\$25,313,284</b>	<b>\$0</b>	<b>\$0</b>	<b>\$25,313,284</b>	<b>\$10,607,697</b>	<b>\$25,313,284</b>	<b>\$35,942,879</b>
<b>PROGRAM REVENUE</b>								
Taxes	\$0	\$0	\$0	\$0	\$0	\$0	\$0	\$0
Intergovernmental Revenue	\$0	\$25,055,949	\$0	\$0	\$25,055,949	\$9,755,666	\$25,055,949	\$35,075,344
Licenses & Permits	\$0	\$0	\$0	\$0	\$0	\$0	\$0	\$0
Fines, Forfeits & Penalties	\$0	\$0	\$0	\$0	\$0	\$0	\$0	\$0
Public Charges for Services	\$0	\$0	\$0	\$0	\$0	\$0	\$0	\$0
Miscellaneous	\$0	\$0	\$0	\$0	\$0	\$0	\$0	\$0
Other Financing Sources	\$0	\$0	\$0	\$0	\$0	\$0	\$0	\$0
<b>TOTAL</b>	<b>\$0</b>	<b>\$25,055,949</b>	<b>\$0</b>	<b>\$0</b>	<b>\$25,055,949</b>	<b>\$9,755,666</b>	<b>\$25,055,949</b>	<b>\$35,075,344</b>
<b>GPR SUPPORT</b>	<b>\$0</b>	<b>\$257,335</b>			<b>\$257,335</b>			<b>\$867,535</b>
<b>F.T.E. STAFF</b>	<b>35.000</b>	<b>35.500</b>					<b>35.500</b>	<b>35.500</b>

Dept: Human Services		54		Fund Name: Human Services					
Prgr: BH Comprehensive Community Support		310/99		Fund No.: 2610					
DI#	2024 Base	Net Decision Items							2024 Adopted Budget
		01	02	03	04	05	06	07	
<b>PROGRAM EXPENDITURES</b>									
Personnel Costs	\$4,141,300	\$265,800	\$12,015	\$0	\$0	\$0	\$0	\$0	\$4,419,115
Operating Expenses	\$11,384	\$0	\$0	\$7,380	\$0	\$0	\$0	\$0	\$18,764
Contractual Services	\$21,505,000	\$0	\$0	\$10,000,000	\$0	\$0	\$0	\$0	\$31,505,000
Operating Capital	\$0	\$0	\$0	\$0	\$0	\$0	\$0	\$0	\$0
<b>TOTAL</b>	<b>\$25,657,684</b>	<b>\$265,800</b>	<b>\$12,015</b>	<b>\$10,007,380</b>	<b>\$0</b>	<b>\$0</b>	<b>\$0</b>	<b>\$0</b>	<b>\$35,942,879</b>
<b>PROGRAM REVENUE</b>									
Taxes	\$0	\$0	\$0	\$0	\$0	\$0	\$0	\$0	\$0
Intergovernmental Revenue	\$25,055,949	\$0	\$12,015	\$10,007,380	\$0	\$0	\$0	\$0	\$35,075,344
Licenses & Permits	\$0	\$0	\$0	\$0	\$0	\$0	\$0	\$0	\$0
Fines, Forfeits & Penalties	\$0	\$0	\$0	\$0	\$0	\$0	\$0	\$0	\$0
Public Charges for Services	\$0	\$0	\$0	\$0	\$0	\$0	\$0	\$0	\$0
Miscellaneous	\$0	\$0	\$0	\$0	\$0	\$0	\$0	\$0	\$0
Other Financing Sources	\$0	\$0	\$0	\$0	\$0	\$0	\$0	\$0	\$0
<b>TOTAL</b>	<b>\$25,055,949</b>	<b>\$0</b>	<b>\$12,015</b>	<b>\$10,007,380</b>	<b>\$0</b>	<b>\$0</b>	<b>\$0</b>	<b>\$0</b>	<b>\$35,075,344</b>
GPR SUPPORT	\$601,735	\$265,800	\$0	\$0	\$0	\$0	\$0	\$0	\$867,535
F.T.E. STAFF	35.500	0.000	0.000	0.000	0.000	0.000	0.000	0.000	35.500
<b>NARRATIVE INFORMATION ABOUT DECISION ITEMS</b>							Expenditures	Revenue	GPR Support
<b>2024 BUDGET BASE</b>							\$25,657,684	\$25,055,949	\$601,735
DI #	HUMN-BHCC-1	Personnel Cost Changes					\$0	\$0	\$0
DEPT									
EXEC	Adjust personnel costs to reflect a 4.5% cost of living increase for County employees in 2024. Also, adjust personnel costs to reflect new retirement (WRS) rates and negotiated handbook changes in effect for 2024.					\$265,800	\$0	\$265,800	
ADOPTED	Approved as Recommended					\$0	\$0	\$0	
NET DI # HUMN-BHCC-1							\$265,800	\$0	\$265,800

<b>Dept:</b>	Human Services	54	<b>Fund Name:</b>	Human Services
<b>Prgm:</b>	BH Comprehensive Community Support	310/99	<b>Fund No.:</b>	2610

<b>NARRATIVE INFORMATION ABOUT DECISION ITEMS, cont.</b>	<b>Expenditures</b>	<b>Revenues</b>	<b>GPR Support</b>
--	---------------------	-----------------	--------------------

DI #	HUMN-BHCC-2	Reallocation and Transfers				
DEPT	This decision item reflects reallocation of expenditures and revenues. This decision item reflects a zero net GPR impact.			\$12,015	\$12,015	\$0
EXEC	Approved as Requested			\$0	\$0	\$0
ADOPTED	Approved as Recommended			\$0	\$0	\$0
NET DI #			HUMN-BHCC-2	\$12,015	\$12,015	\$0

DI #	HUMN-BHCC-3	New Expenditures and/or Revenue Changes				
DEPT	This decision item includes increased revenue where applicable and changes to adjust expense/revenue levels accordingly. This decision item reflects an expense increase of \$10,007,380, a revenue increase of \$10,007,380 for a net zero GPR impact.			\$10,007,380	\$10,007,380	\$0
EXEC	Approved as Requested			\$0	\$0	\$0
ADOPTED	Approved as Recommended			\$0	\$0	\$0
NET DI #			HUMN-BHCC-3	\$10,007,380	\$10,007,380	\$0

--	--	--	--	--	--	--

<b>2024 ADOPTED BUDGET</b>	\$35,942,879	\$35,075,344	\$867,535
----------------------------	--------------	--------------	-----------

Dept: Human Services		60		COUNTY OF DANE			Fund Name: Cdbg Cr-Crff	
Prgm: CDBG Business Loan		412/00					Fund No: 2700	
<u>Mission:</u>								
This fund is used to account for business loans made through the County's CDBG entitlement program.								
<u>Description:</u>								
The Dane County Commercial Revitalization Loan Fund (CRLF) provides financing to businesses and real estate development projects that help revitalize downtown and other commercial districts.								
	Actual 2022	Adopted 2023	2022 Carry Forward	Board Transfers	Budget As Modified	2023 YTD	Estimated 2023	Executive Recommended
PROGRAM EXPENDITURES								
Personnel Costs	\$0	\$0	\$0	\$0	\$0	\$0	\$0	\$0
Operating Expenses	\$0	\$33,700	\$0	\$0	\$33,700	\$0	\$33,700	\$33,700
Contractual Services	\$10,978	\$8,400	\$0	\$0	\$8,400	\$734	\$9,134	\$8,400
Operating Capital	\$0	\$0	\$0	\$0	\$0	\$0	\$0	\$0
TOTAL	\$10,978	\$42,100	\$0	\$0	\$42,100	\$734	\$42,834	\$42,100
PROGRAM REVENUE								
Taxes	\$0	\$0	\$0	\$0	\$0	\$0	\$0	\$0
Intergovernmental Revenue	\$0	\$0	\$0	\$0	\$0	\$0	\$0	\$0
Licenses & Permits	\$0	\$0	\$0	\$0	\$0	\$0	\$0	\$0
Fines, Forfeits & Penalties	\$0	\$0	\$0	\$0	\$0	\$0	\$0	\$0
Public Charges for Services	\$0	\$0	\$0	\$0	\$0	\$0	\$0	\$0
Miscellaneous	\$37,629	\$42,100	\$0	\$0	\$42,100	\$5,426	\$42,880	\$42,100
Other Financing Sources	\$0	\$0	\$0	\$0	\$0	\$0	\$0	\$0
TOTAL	\$37,629	\$42,100	\$0	\$0	\$42,100	\$5,426	\$42,880	\$42,100
REVENUE OVER/(UNDER) EXPENSES	\$26,651	\$0			\$0			\$0
F.T.E. STAFF	0.000	0.000					0.000	0.000

<b>Dept:</b>	Human Services	60	<b>Fund Name:</b>	Cdbg Cr-Crif
<b>Prgm:</b>	CDBG Business Loan	412/00	<b>Fund No.:</b>	2700

DI#	2024 Base	Net Decision Items							2024 Adopted Budget
		01	02	03	04	05	06	07	
<b>PROGRAM EXPENDITURES</b>									
Personnel Costs	\$0	\$0	\$0	\$0	\$0	\$0	\$0	\$0	\$0
Operating Expenses	\$33,700	\$0	\$0	\$0	\$0	\$0	\$0	\$0	\$33,700
Contractual Services	\$8,400	\$0	\$0	\$0	\$0	\$0	\$0	\$0	\$8,400
Operating Capital	\$0	\$0	\$0	\$0	\$0	\$0	\$0	\$0	\$0
<b>TOTAL</b>	<b>\$42,100</b>	<b>\$0</b>	<b>\$0</b>	<b>\$0</b>	<b>\$0</b>	<b>\$0</b>	<b>\$0</b>	<b>\$0</b>	<b>\$42,100</b>
<b>PROGRAM REVENUE</b>									
Taxes	\$0	\$0	\$0	\$0	\$0	\$0	\$0	\$0	\$0
Intergovernmental Revenue	\$0	\$0	\$0	\$0	\$0	\$0	\$0	\$0	\$0
Licenses & Permits	\$0	\$0	\$0	\$0	\$0	\$0	\$0	\$0	\$0
Fines, Forfeits & Penalties	\$0	\$0	\$0	\$0	\$0	\$0	\$0	\$0	\$0
Public Charges for Services	\$0	\$0	\$0	\$0	\$0	\$0	\$0	\$0	\$0
Miscellaneous	\$42,100	\$0	\$0	\$0	\$0	\$0	\$0	\$0	\$42,100
Other Financing Sources	\$0	\$0	\$0	\$0	\$0	\$0	\$0	\$0	\$0
<b>TOTAL</b>	<b>\$42,100</b>	<b>\$0</b>	<b>\$0</b>	<b>\$0</b>	<b>\$0</b>	<b>\$0</b>	<b>\$0</b>	<b>\$0</b>	<b>\$42,100</b>
<b>REVENUE OVER/(UNDER) EXPENSES</b>	<b>\$0</b>	<b>\$0</b>	<b>\$0</b>	<b>\$0</b>	<b>\$0</b>	<b>\$0</b>	<b>\$0</b>	<b>\$0</b>	<b>\$0</b>
<b>F.T.E. STAFF</b>	<b>0.000</b>	<b>0.000</b>	<b>0.000</b>	<b>0.000</b>	<b>0.000</b>	<b>0.000</b>	<b>0.000</b>	<b>0.000</b>	<b>0.000</b>

<b>NARRATIVE INFORMATION ABOUT DECISION ITEMS</b>	Expenditures	Revenue	Revenue Over/(Under) Expenses
<b>2024 BUDGET BASE</b>	\$42,100	\$42,100	\$0

<b>2024 ADOPTED BUDGET</b>	\$42,100	\$42,100	\$0
----------------------------	----------	----------	-----



Dept: Human Services		60		COUNTY OF DANE			Fund Name: Cdbg General	
Prgm: CDBG-General		416/00					Fund No: 2720	
<b>Mission:</b>								
To develop viable urban communities by providing decent housing, a suitable living environment, and by expanding economic opportunities, principally for low-and-moderate income persons in the participating communities of the Dane County Urban County Consortium in a manner consistent with funding requirements and local and County land use plans and development goals.								
<b>Description:</b>								
Dane County receives an annual allocation on a formula basis, as an Entitlement Community, from the U.S. Department of Housing and Urban Development (HUD) for the Community Development Block Grant (CDBG) program. Funded projects must be a part of the County's Consolidated Plan and Annual Plans developed with encouragement of and opportunities for citizen participation. Every CDBG funded activity must meet one of three national objectives: benefitting low-and-moderate income persons; preventing or eliminating slums or blight; or meeting other community development needs having a particular urgency because existing conditions pose a serious and immediate threat to the health or welfare of the community and other financial resources are not available, such as for natural disasters. 70% of funds must be used for activities that benefit low-and-moderate income persons. The CDBG Program provides grant and loan funding for housing, economic development, public facilities, and public services to local municipalities and public and private entities that serve participating communities of the Dane County Urban County Consortium.								
	Actual 2022	Adopted 2023	2022 Carry Forward	Board Transfers	Budget As Modified	2023 YTD	Estimated 2023	Executive Recommended
<b>PROGRAM EXPENDITURES</b>								
Personnel Costs	\$0	\$0	\$0	\$0	\$0	\$0	\$0	\$0
Operating Expenses	\$10,000	\$0	\$0	\$0	\$0	\$0	\$0	\$0
Contractual Services	\$1,428,173	\$1,027,504	\$2,874,351	\$0	\$3,901,855	\$247,500	\$3,901,855	\$1,027,504
Operating Capital	\$0	\$0	\$0	\$0	\$0	\$0	\$0	\$0
<b>TOTAL</b>	<b>\$1,438,173</b>	<b>\$1,027,504</b>	<b>\$2,874,351</b>	<b>\$0</b>	<b>\$3,901,855</b>	<b>\$247,500</b>	<b>\$3,901,855</b>	<b>\$1,027,504</b>
<b>PROGRAM REVENUE</b>								
Taxes	\$0	\$0	\$0	\$0	\$0	\$0	\$0	\$0
Intergovernmental Revenue	\$1,279,762	\$977,504	\$2,874,351	\$0	\$3,851,855	\$0	\$3,851,856	\$977,504
Licenses & Permits	\$0	\$0	\$0	\$0	\$0	\$0	\$0	\$0
Fines, Forfeits & Penalties	\$0	\$0	\$0	\$0	\$0	\$0	\$0	\$0
Public Charges for Services	\$0	\$0	\$0	\$0	\$0	\$0	\$0	\$0
Miscellaneous	\$106,760	\$50,000	\$0	\$0	\$50,000	\$34,323	\$50,000	\$50,000
Other Financing Sources	\$0	\$0	\$0	\$0	\$0	\$0	\$0	\$0
<b>TOTAL</b>	<b>\$1,386,522</b>	<b>\$1,027,504</b>	<b>\$2,874,351</b>	<b>\$0</b>	<b>\$3,901,855</b>	<b>\$34,323</b>	<b>\$3,901,856</b>	<b>\$1,027,504</b>
<b>REVENUE OVER/(UNDER) EXPENSES</b>	<b>(\$51,651)</b>	<b>\$0</b>			<b>\$0</b>			<b>\$0</b>
F.T.E. STAFF	0.000	0.000					0.000	0.000

<b>Dept:</b>	Human Services	60	<b>Fund Name:</b>	Cdbg General
<b>Prgm:</b>	CDBG-General	416/00	<b>Fund No.:</b>	2720

DI#	2024 Base	Net Decision Items							2024 Adopted Budget
		01	02	03	04	05	06	07	
<b>PROGRAM EXPENDITURES</b>									
Personnel Costs	\$0	\$0	\$0	\$0	\$0	\$0	\$0	\$0	\$0
Operating Expenses	\$0	\$0	\$0	\$0	\$0	\$0	\$0	\$0	\$0
Contractual Services	\$1,027,504	\$0	\$0	\$0	\$0	\$0	\$0	\$0	\$1,027,504
Operating Capital	\$0	\$0	\$0	\$0	\$0	\$0	\$0	\$0	\$0
<b>TOTAL</b>	\$1,027,504	\$0	\$0	\$0	\$0	\$0	\$0	\$0	\$1,027,504
<b>PROGRAM REVENUE</b>									
Taxes	\$0	\$0	\$0	\$0	\$0	\$0	\$0	\$0	\$0
Intergovernmental Revenue	\$977,504	\$0	\$0	\$0	\$0	\$0	\$0	\$0	\$977,504
Licenses & Permits	\$0	\$0	\$0	\$0	\$0	\$0	\$0	\$0	\$0
Fines, Forfeits & Penalties	\$0	\$0	\$0	\$0	\$0	\$0	\$0	\$0	\$0
Public Charges for Services	\$0	\$0	\$0	\$0	\$0	\$0	\$0	\$0	\$0
Miscellaneous	\$50,000	\$0	\$0	\$0	\$0	\$0	\$0	\$0	\$50,000
Other Financing Sources	\$0	\$0	\$0	\$0	\$0	\$0	\$0	\$0	\$0
<b>TOTAL</b>	\$1,027,504	\$0	\$0	\$0	\$0	\$0	\$0	\$0	\$1,027,504
<b>REVENUE OVER/(UNDER) EXPENSES</b>	\$0	\$0	\$0	\$0	\$0	\$0	\$0	\$0	\$0
<b>F.T.E. STAFF</b>	0.000	0.000	0.000	0.000	0.000	0.000	0.000	0.000	0.000

<b>NARRATIVE INFORMATION ABOUT DECISION ITEMS</b>	Expenditures	Revenue	Revenue Over/(Under) Expenses
<b>2024 BUDGET BASE</b>	\$1,027,504	\$1,027,504	\$0
<b>2024 ADOPTED BUDGET</b>	\$1,027,504	\$1,027,504	\$0

Dept: Human Services		60		COUNTY OF DANE			Fund Name: Home Program Fund	
Prgr: HOME Fund		418/00					Fund No: 2730	
<u>Mission:</u>								
The HOME Investment Partnership Program (HOME) increases the availability of affordable housing for low and moderate-income households in the participating municipalities of the Dane County Urban County Consortium.								
<u>Description:</u>								
Dane County receives an annual HOME grant, as an Entitlement Community, from the U.S. Department of Housing and Urban Development (HUD). HOME funds must be used for affordable housing. 10% of funds can be used for administration. 15% of funds must be used for Community Housing Development Organizations (CHDOs).								
	Actual 2022	Adopted 2023	2022 Carry Forward	Board Transfers	Budget As Modified	2023 YTD	Estimated 2023	Executive Recommended
PROGRAM EXPENDITURES								
Personnel Costs	\$0	\$0	\$0	\$0	\$0	\$0	\$0	\$0
Operating Expenses	\$0	\$10,000	\$30,000	\$0	\$40,000	\$10,000	\$40,000	\$10,000
Contractual Services	\$631,092	\$580,054	\$1,389,199	\$0	\$1,969,253	\$0	\$1,969,254	\$580,054
Operating Capital	\$0	\$0	\$0	\$0	\$0	\$0	\$0	\$0
TOTAL	\$631,092	\$590,054	\$1,419,199	\$0	\$2,009,253	\$10,000	\$2,009,254	\$590,054
PROGRAM REVENUE								
Taxes	\$0	\$0	\$0	\$0	\$0	\$0	\$0	\$0
Intergovernmental Revenue	\$374,690	\$560,054	\$1,419,199	\$0	\$1,979,253	\$0	\$1,979,254	\$560,054
Licenses & Permits	\$0	\$0	\$0	\$0	\$0	\$0	\$0	\$0
Fines, Forfeits & Penalties	\$0	\$0	\$0	\$0	\$0	\$0	\$0	\$0
Public Charges for Services	\$0	\$0	\$0	\$0	\$0	\$0	\$0	\$0
Miscellaneous	\$256,401	\$30,000	\$0	\$0	\$30,000	\$78,826	\$78,826	\$30,000
Other Financing Sources	\$0	\$0	\$0	\$0	\$0	\$0	\$0	\$0
TOTAL	\$631,092	\$590,054	\$1,419,199	\$0	\$2,009,253	\$78,826	\$2,058,080	\$590,054
REVENUE OVER/(UNDER) EXPENSES	\$0	\$0			\$0			\$0
F.T.E. STAFF	0.000	0.000					0.000	0.000

<b>Dept:</b>	Human Services	60		<b>Fund Name:</b>	Home Program Fund
<b>Prgm:</b>	HOME Fund	418/00		<b>Fund No.:</b>	2730

DI#	2024 Base	Net Decision Items							2024 Adopted Budget
		01	02	03	04	05	06	07	
<b>PROGRAM EXPENDITURES</b>									
Personnel Costs	\$0	\$0	\$0	\$0	\$0	\$0	\$0	\$0	\$0
Operating Expenses	\$10,000	\$0	\$0	\$0	\$0	\$0	\$0	\$0	\$10,000
Contractual Services	\$580,054	\$0	\$0	\$0	\$0	\$0	\$0	\$0	\$580,054
Operating Capital	\$0	\$0	\$0	\$0	\$0	\$0	\$0	\$0	\$0
<b>TOTAL</b>	<b>\$590,054</b>	<b>\$0</b>	<b>\$0</b>	<b>\$0</b>	<b>\$0</b>	<b>\$0</b>	<b>\$0</b>	<b>\$0</b>	<b>\$590,054</b>
<b>PROGRAM REVENUE</b>									
Taxes	\$0	\$0	\$0	\$0	\$0	\$0	\$0	\$0	\$0
Intergovernmental Revenue	\$560,054	\$0	\$0	\$0	\$0	\$0	\$0	\$0	\$560,054
Licenses & Permits	\$0	\$0	\$0	\$0	\$0	\$0	\$0	\$0	\$0
Fines, Forfeits & Penalties	\$0	\$0	\$0	\$0	\$0	\$0	\$0	\$0	\$0
Public Charges for Services	\$0	\$0	\$0	\$0	\$0	\$0	\$0	\$0	\$0
Miscellaneous	\$30,000	\$0	\$0	\$0	\$0	\$0	\$0	\$0	\$30,000
Other Financing Sources	\$0	\$0	\$0	\$0	\$0	\$0	\$0	\$0	\$0
<b>TOTAL</b>	<b>\$590,054</b>	<b>\$0</b>	<b>\$0</b>	<b>\$0</b>	<b>\$0</b>	<b>\$0</b>	<b>\$0</b>	<b>\$0</b>	<b>\$590,054</b>
<b>REVENUE OVER/(UNDER) EXPENSES</b>	<b>\$0</b>	<b>\$0</b>	<b>\$0</b>	<b>\$0</b>	<b>\$0</b>	<b>\$0</b>	<b>\$0</b>	<b>\$0</b>	<b>\$0</b>
<b>F.T.E. STAFF</b>	<b>0.000</b>	<b>0.000</b>	<b>0.000</b>	<b>0.000</b>	<b>0.000</b>	<b>0.000</b>	<b>0.000</b>	<b>0.000</b>	<b>0.000</b>

<b>NARRATIVE INFORMATION ABOUT DECISION ITEMS</b>	Expenditures	Revenue	Revenue Over/(Under) Expenses
<b>2024 BUDGET BASE</b>	\$590,054	\$590,054	\$0

<b>2024 ADOPTED BUDGET</b>	\$590,054	\$590,054	\$0
----------------------------	-----------	-----------	-----

Dept: Human Services		60		COUNTY OF DANE			Fund Name: Commerce Crif	
Prgm: Commerce Revolving		414/00					Fund No: 2710	
<u>Mission:</u>								
Fund to account for Revolving Loan Funds received from State of Wisconsin								
<u>Description:</u>								
Commerce Loan Account								
	Actual 2022	Adopted 2023	2022 Carry Forward	Board Transfers	Budget As Modified	2023 YTD	Estimated 2023	Executive Recommended
PROGRAM EXPENDITURES								
Personnel Costs	\$0	\$0	\$0	\$0	\$0	\$0	\$0	\$0
Operating Expenses	\$0	\$688,800	\$0	\$0	\$688,800	\$0	\$688,800	\$688,800
Contractual Services	\$2,906	\$2,200	\$0	\$0	\$2,200	\$0	\$2,200	\$2,200
Operating Capital	\$0	\$0	\$0	\$0	\$0	\$0	\$0	\$0
TOTAL	\$2,906	\$691,000	\$0	\$0	\$691,000	\$0	\$691,000	\$691,000
PROGRAM REVENUE								
Taxes	\$0	\$0	\$0	\$0	\$0	\$0	\$0	\$0
Intergovernmental Revenue	\$0	\$0	\$0	\$0	\$0	\$0	\$0	\$0
Licenses & Permits	\$0	\$0	\$0	\$0	\$0	\$0	\$0	\$0
Fines, Forfeits & Penalties	\$0	\$0	\$0	\$0	\$0	\$0	\$0	\$0
Public Charges for Services	\$0	\$0	\$0	\$0	\$0	\$0	\$0	\$0
Miscellaneous	\$18,986	\$14,700	\$0	\$0	\$14,700	\$15,252	\$28,125	\$14,700
Other Financing Sources	\$0	\$0	\$0	\$0	\$0	\$0	\$0	\$0
TOTAL	\$18,986	\$14,700	\$0	\$0	\$14,700	\$15,252	\$28,125	\$14,700
REVENUE OVER/(UNDER) EXPENSES	\$16,080	(\$676,300)			(\$676,300)			(\$676,300)
F.T.E. STAFF	0.000	0.000					0.000	0.000

<b>Dept:</b>	Human Services	60	<b>Fund Name:</b>	Commerce Crif
<b>Prgm:</b>	Commerce Revolving	414/00	<b>Fund No.:</b>	2710

DI#	2024 Base	Net Decision Items							2024 Adopted Budget
		01	02	03	04	05	06	07	
<b>PROGRAM EXPENDITURES</b>									
Personnel Costs	\$0	\$0	\$0	\$0	\$0	\$0	\$0	\$0	\$0
Operating Expenses	\$688,800	\$0	\$0	\$0	\$0	\$0	\$0	\$0	\$688,800
Contractual Services	\$2,200	\$0	\$0	\$0	\$0	\$0	\$0	\$0	\$2,200
Operating Capital	\$0	\$0	\$0	\$0	\$0	\$0	\$0	\$0	\$0
<b>TOTAL</b>	<b>\$691,000</b>	<b>\$0</b>	<b>\$0</b>	<b>\$0</b>	<b>\$0</b>	<b>\$0</b>	<b>\$0</b>	<b>\$0</b>	<b>\$691,000</b>
<b>PROGRAM REVENUE</b>									
Taxes	\$0	\$0	\$0	\$0	\$0	\$0	\$0	\$0	\$0
Intergovernmental Revenue	\$0	\$0	\$0	\$0	\$0	\$0	\$0	\$0	\$0
Licenses & Permits	\$0	\$0	\$0	\$0	\$0	\$0	\$0	\$0	\$0
Fines, Forfeits & Penalties	\$0	\$0	\$0	\$0	\$0	\$0	\$0	\$0	\$0
Public Charges for Services	\$0	\$0	\$0	\$0	\$0	\$0	\$0	\$0	\$0
Miscellaneous	\$14,700	\$0	\$0	\$0	\$0	\$0	\$0	\$0	\$14,700
Other Financing Sources	\$0	\$0	\$0	\$0	\$0	\$0	\$0	\$0	\$0
<b>TOTAL</b>	<b>\$14,700</b>	<b>\$0</b>	<b>\$0</b>	<b>\$0</b>	<b>\$0</b>	<b>\$0</b>	<b>\$0</b>	<b>\$0</b>	<b>\$14,700</b>
<b>REVENUE OVER/(UNDER) EXPENSES</b>	<b>(\$676,300)</b>	<b>\$0</b>	<b>\$0</b>	<b>\$0</b>	<b>\$0</b>	<b>\$0</b>	<b>\$0</b>	<b>\$0</b>	<b>(\$676,300)</b>
<b>F.T.E. STAFF</b>	<b>0.000</b>	<b>0.000</b>	<b>0.000</b>	<b>0.000</b>	<b>0.000</b>	<b>0.000</b>	<b>0.000</b>	<b>0.000</b>	<b>0.000</b>

<b>NARRATIVE INFORMATION ABOUT DECISION ITEMS</b>	Expenditures	Revenue	Revenue Over/(Under) Expenses
<b>2024 BUDGET BASE</b>	\$691,000	\$14,700	(\$676,300)

<b>2024 ADOPTED BUDGET</b>	<b>\$691,000</b>	<b>\$14,700</b>	<b>(\$676,300)</b>
----------------------------	------------------	-----------------	--------------------

# Board of Health for Madison & Dane County

Board of Health for Madison & Dane County

Division/Program	FTE	Expenditures	Program Specific Revenues	General Purpose Revenues
<b>Board of Health for Madison &amp; Dane County</b>	<b>205.000</b>	<b>\$12,797,870</b>	<b>\$0</b>	<b>\$12,797,870 Appropriation</b>

<b>Dept:</b>	Public Health Madison & Dane Co	53	<b>COUNTY OF DANE</b>	<b>Fund Name:</b>	Board Of Health-Madison/Dane
<b>Prgm:</b>	Public Health Madison & Dane Co	315/00		<b>Fund No:</b>	2300

Mission:

Working with the community to enhance, protect, and promote the health of the environment and the well being of all people.

Description:

Public Health Madison and Dane County is a joint agency of Dane County and the City of Madison responsible for promotion of wellness, prevention of disease and provision of a healthful environment. The Department serves as an initiator, advocate and provider of preventive services to identify and minimize health risk. The Department collaborates with other professionals and consumers in the development of a systematic, community-wide network of services.

	Actual 2022	Adopted 2023	2022 Carry Forward	Board Transfers	Budget As Modified	2023 YTD	Estimated 2023	Executive Recommended
<b>PROGRAM EXPENDITURES</b>								
Personnel Costs	(\$0)	\$0	\$0	\$0	\$0	(\$187)	\$0	\$0
Operating Expenses	\$0	\$0	\$0	\$0	\$0	\$0	\$0	\$0
Contractual Services	\$8,857,031	\$11,577,411	\$0	\$0	\$11,577,411	\$11,577,411	\$11,577,411	\$12,616,184
Operating Capital	\$0	\$0	\$0	\$0	\$0	\$0	\$0	\$0
<b>TOTAL</b>	<b>\$8,857,031</b>	<b>\$11,577,411</b>	<b>\$0</b>	<b>\$0</b>	<b>\$11,577,411</b>	<b>\$11,577,224</b>	<b>\$11,577,411</b>	<b>\$12,616,184</b>
<b>PROGRAM REVENUE</b>								
Taxes	\$0	\$0	\$0	\$0	\$0	\$0	\$0	\$0
Intergovernmental Revenue	\$0	\$0	\$0	\$0	\$0	\$0	\$0	\$0
Licenses & Permits	\$0	\$0	\$0	\$0	\$0	\$0	\$0	\$0
Fines, Forfeits & Penalties	\$0	\$0	\$0	\$0	\$0	\$0	\$0	\$0
Public Charges for Services	\$0	\$0	\$0	\$0	\$0	\$0	\$0	\$0
Miscellaneous	\$0	\$0	\$0	\$0	\$0	\$0	\$0	\$0
Other Financing Sources	\$0	\$0	\$0	\$0	\$0	\$0	\$0	\$0
<b>TOTAL</b>	<b>\$0</b>	<b>\$0</b>	<b>\$0</b>	<b>\$0</b>	<b>\$0</b>	<b>\$0</b>	<b>\$0</b>	<b>\$0</b>
<b>GPR SUPPORT</b>	<b>\$8,857,031</b>	<b>\$11,577,411</b>			<b>\$11,577,411</b>			<b>\$12,616,184</b>
F.T.E. STAFF	199.000	203.000					205.000	209.000



Dept: Public Health Madison & Dane Co		53		Fund Name: Board Of Health-Madison/Dane					
Prgrm: Public Health Madison & Dane Co		315/00		Fund No.: 2300					
DI#	2024 Base	Net Decision Items							2024 Adopted Budget
		01	02	03	04	05	06	07	
<b>PROGRAM EXPENDITURES</b>									
Personnel Costs	\$0	\$0	\$0	\$0	\$0	\$0	\$0	\$0	\$0
Operating Expenses	\$0	\$0	\$0	\$0	\$0	\$0	\$0	\$0	\$0
Contractual Services	\$11,845,344	\$0	\$97,140	\$584,300	\$68,000	\$89,400	\$0	\$113,686	\$12,797,870
Operating Capital	\$0	\$0	\$0	\$0	\$0	\$0	\$0	\$0	\$0
<b>TOTAL</b>	<b>\$11,845,344</b>	<b>\$0</b>	<b>\$97,140</b>	<b>\$584,300</b>	<b>\$68,000</b>	<b>\$89,400</b>	<b>\$0</b>	<b>\$113,686</b>	<b>\$12,797,870</b>
<b>PROGRAM REVENUE</b>									
Taxes	\$0	\$0	\$0	\$0	\$0	\$0	\$0	\$0	\$0
Intergovernmental Revenue	\$0	\$0	\$0	\$0	\$0	\$0	\$0	\$0	\$0
Licenses & Permits	\$0	\$0	\$0	\$0	\$0	\$0	\$0	\$0	\$0
Fines, Forfeits & Penalties	\$0	\$0	\$0	\$0	\$0	\$0	\$0	\$0	\$0
Public Charges for Services	\$0	\$0	\$0	\$0	\$0	\$0	\$0	\$0	\$0
Miscellaneous	\$0	\$0	\$0	\$0	\$0	\$0	\$0	\$0	\$0
Other Financing Sources	\$0	\$0	\$0	\$0	\$0	\$0	\$0	\$0	\$0
<b>TOTAL</b>	<b>\$0</b>	<b>\$0</b>	<b>\$0</b>	<b>\$0</b>	<b>\$0</b>	<b>\$0</b>	<b>\$0</b>	<b>\$0</b>	<b>\$0</b>
<b>GPR SUPPORT</b>	<b>\$11,845,344</b>	<b>\$0</b>	<b>\$97,140</b>	<b>\$584,300</b>	<b>\$68,000</b>	<b>\$89,400</b>	<b>\$0</b>	<b>\$113,686</b>	<b>\$12,797,870</b>
<b>F.T.E. STAFF</b>	<b>205.000</b>	<b>0.000</b>	<b>0.000</b>	<b>0.000</b>	<b>1.000</b>	<b>3.000</b>	<b>0.000</b>	<b>1.000</b>	<b>210.000</b>
<b>NARRATIVE INFORMATION ABOUT DECISION ITEMS</b>							<b>Expenditures</b>	<b>Revenue</b>	<b>GPR Support</b>
<b>2024 BUDGET BASE</b>							\$11,845,344	\$0	\$11,845,344
DI #	PHMD-PHMD-1		Operating Expense increases						
DEPT	This item recognizes operating increases for Lattice employee engagement software and continuing cost of COVID related Limited Term Employees, covered by ARPA funds and PHMDC fund balance.						\$0	\$0	\$0
EXEC	Approved as Requested						\$0	\$0	\$0
ADOPTED	Approved as Recommended						\$0	\$0	\$0
NET DI # PHMD-PHMD-1							\$0	\$0	\$0

Dept:		Public Health Madison & Dane Co	53	Fund Name:		Board Of Health-Madison/Dane	
Prgm:		Public Health Madison & Dane Co	315/00	Fund No.:		2300	
NARRATIVE INFORMATION ABOUT DECISION ITEMS, cont.				Expenditures	Revenues	GPR Support	
DI #	PHMD-PHMD-2	Change in County Equalized Value					
DEPT	This item recognizes the increase in County contribution for shared PHMDC operational cost due to the most updated Equalized Value data from the State of Wisconsin Department of Revenue.			\$97,140	\$0	\$97,140	
EXEC	Approved as Requested			\$0	\$0	\$0	
ADOPTED	Approved as Recommended			\$0	\$0	\$0	
NET DI # PHMD-PHMD-2				\$97,140	\$0	\$97,140	
DI #	PHMD-PHMD-3	Personnel Cost Changes					
DEPT				\$0	\$0	\$0	
EXEC	Adjust personnel costs to reflect a 4.5% cost of living increase for County employees in 2024. Also, adjust personnel costs to reflect new retirement (WRS) rates and negotiated handbook changes in effect for 2024.			\$584,300	\$0	\$584,300	
ADOPTED	Approved as Recommended			\$0	\$0	\$0	
NET DI # PHMD-PHMD-3				\$584,300	\$0	\$584,300	
DI #	PHMD-PHMD-4	Community Restorative Court					
DEPT				\$0	\$0	\$0	
EXEC	In September 2023, the County Board adopted Sub. 2 to 2023 RES-094. This resolution reallocated funding from the Office for Criminal Justice Reform to support violence prevention efforts including a 1.0 M11 Violence Prevention Supervisor position. This Executive Amendment continues that reallocation in the 2024 budget.			\$0	\$0	\$0	
ADOPTED	Increase Public Health expenditures by \$68,000 to support amended contracts in 2024 of current Violence Prevention Unit (VPU) 2023 grantees for tenant capacity building. Funds would be available for grantees to perform program activities, including but not limited to hiring a tenant organizer, supporting meetings of tenants to discuss their housing concerns, and training of the grantees and tenants they serve on housing rights and tenant organizing.			\$68,000	\$0	\$68,000	
NET DI # PHMD-PHMD-4				\$68,000	\$0	\$68,000	

Dept:		Public Health Madison & Dane Co	53	Fund Name:		Board Of Health-Madison/Dane	
Prgm:		Public Health Madison & Dane Co	315/00	Fund No.:		2300	
NARRATIVE INFORMATION ABOUT DECISION ITEMS, cont.				Expenditures	Revenues	GPR Support	
DI #	PHMD-PHMD-5	Medical Interpreters and Environmental Health					
DEPT				\$0	\$0	\$0	
EXEC	Increase expenditures and position authority to add two 1.0 FTE Medical Interpreters and 1.0 FTE Environmental Health Program Manager. The cost of the Medical Interpreters is partially offset by a decrease in contractual interpreter services expense, and the Program Manager is funded by environmental health fees and fund balance.			\$89,400	\$0	\$89,400	
ADOPTED	Approved as Recommended			\$0	\$0	\$0	
			NET DI #	PHMD-PHMD-5	\$89,400	\$0	\$89,400
DI #	PHMD-PHMD-6	Narcan Purchase					
DEPT				\$0	\$0	\$0	
EXEC	Increase expenditures in PHMDC by \$175,000 for purchase of Narcan to combat overdose. This expenditure will take place to the extent that Opiate Settlement Revenue funding is available to offset it.			\$0	\$0	\$0	
ADOPTED	Approved as Recommended			\$0	\$0	\$0	
			NET DI #	PHMD-PHMD-6	\$0	\$0	\$0
DI #	PHMD-PHMD-7	Saving our Babies Initiative					
DEPT				\$0	\$0	\$0	
EXEC				\$0	\$0	\$0	
ADOPTED	Increase expenditures and position authority to add a 1.0 FTE Public Health Nurse (Bilingual) to help eliminate the wait lists for Prenatal Care Coordination (PNCC) and Nurse Family Partnership (NFP) programs. Also, increase expenditures by \$50,000 for Public Health Madison Dane County to increase funding for the Saving Our Babies initiative. Funding would be provided to the Foundation for Black Women's Wellness.			\$113,686	\$0	\$113,686	
			NET DI #	PHMD-PHMD-7	\$113,686	\$0	\$113,686
<b>2024 ADOPTED BUDGET</b>				<b>\$12,797,870</b>	<b>\$0</b>	<b>\$12,797,870</b>	

# Veterans Services

## Veterans Services

Division/Program	FTE	Expenditures	Program Specific Revenues	General Purpose Revenues
<b>Veterans Service</b>	<b>8.000</b>	<b>\$1,098,800</b>	<b>\$16,000</b>	<b>\$1,082,800 Appropriation</b>

Dept:	Veterans Service Office	57	COUNTY OF DANE			Fund Name:	General Fund	
Prgm:	Veterans Services	000/00				Fund No:	1110	
<b>Mission:</b>								
To provide efficient and quality services to Dane County veterans, their families, survivors, and the community at large; to sustain successful outreach delivery in outlying Dane County communities; to establish eligibility for state and federal VA benefits and process applications for federal, state and county benefits; to serve as an advocate for Dane County veterans and a focal point to inform, coordinate, and integrate services for veterans and their dependents among other agencies; to refer to other services and resources when appropriate.								
<b>Description:</b>								
Per Wisconsin State Statute Chapter 45, the County Veterans Service Office (CVSO) is available to serve nearly 30,000 veterans, dependents, and survivors who reside in Dane County. Office assists county residents in securing a wide-range of federal, state, and local VA benefits. The CVSO played a role in generating \$298,302,000 in federal benefits (including VA health care, disability compensation and pension benefits, and education dollars) to Dane County veterans and families in 2022. Most notably, the CVSO was instrumental in helping Dane County veterans and survivors obtain more than \$106M in disability compensation and needs-based pension benefits; this is money going directly into the pockets of those served, greatly impacting the lives therein. Through the Veterans Service Commission, the department administers county emergency assistance to veterans and their families to prevent eviction or utility disconnect. Office also provides donate aid (gas/grocery \$). Vets Ride with Pride bus pass program for VA service-disabled and VA Pension recipient veterans sees about 150-175 regular users annually. Office partners closely with VA and other community-based organizations, including having a sitting member on the Dane County Veterans Treatment Court team. In 2022, 3,442 veterans and family members were seen in the office or at an outreach location/events. Totals were down during Pandemic and due to being short-staffed, as compared to our 5-year average; however, we expect an increase substantially in the years to come due to PACT Act and other legislative VA benefit changes.								
	Actual 2022	Adopted 2023	2022 Carry Forward	Board Transfers	Budget As Modified	2023 YTD	Estimated 2023	Executive Recommended
<b>PROGRAM EXPENDITURES</b>								
Personnel Costs	\$529,812	\$895,400	\$0	\$45,400	\$940,800	\$210,696	\$860,345	\$950,800
Operating Expenses	\$58,821	\$76,700	\$93,172	(\$26,222)	\$143,650	\$6,347	\$143,650	\$76,700
Contractual Services	\$5,210	\$67,500	\$0	\$0	\$67,500	\$2,135	\$67,500	\$71,300
Operating Capital	\$0	\$0	\$0	\$0	\$0	\$0	\$0	\$0
<b>TOTAL</b>	<b>\$593,843</b>	<b>\$1,039,600</b>	<b>\$93,172</b>	<b>\$19,178</b>	<b>\$1,151,950</b>	<b>\$219,178</b>	<b>\$1,071,495</b>	<b>\$1,098,800</b>
<b>PROGRAM REVENUE</b>								
Taxes	\$0	\$0	\$0	\$0	\$0	\$0	\$0	\$0
Intergovernmental Revenue	\$14,300	\$14,300	\$0	\$19,178	\$33,478	\$33,478	\$33,478	\$14,300
Licenses & Permits	\$0	\$0	\$0	\$0	\$0	\$0	\$0	\$0
Fines, Forfeits & Penalties	\$0	\$0	\$0	\$0	\$0	\$0	\$0	\$0
Public Charges for Services	\$3,625	\$1,700	\$0	\$0	\$1,700	\$131	\$1,700	\$1,700
Miscellaneous	\$0	\$0	\$0	\$0	\$0	\$0	\$0	\$0
Other Financing Sources	\$0	\$0	\$0	\$0	\$0	\$0	\$0	\$0
<b>TOTAL</b>	<b>\$17,925</b>	<b>\$16,000</b>	<b>\$0</b>	<b>\$19,178</b>	<b>\$35,178</b>	<b>\$33,609</b>	<b>\$35,178</b>	<b>\$16,000</b>
<b>GPR SUPPORT</b>	<b>\$575,917</b>	<b>\$1,023,600</b>			<b>\$1,116,772</b>			<b>\$1,082,800</b>
<b>F.T.E. STAFF</b>	<b>6.000</b>	<b>7.500</b>					<b>8.000</b>	<b>8.000</b>

<b>Dept:</b> Veterans Service Office	57	<b>Fund Name:</b> General Fund
<b>Prgm:</b> Veterans Services	000/00	<b>Fund No.:</b> 1110

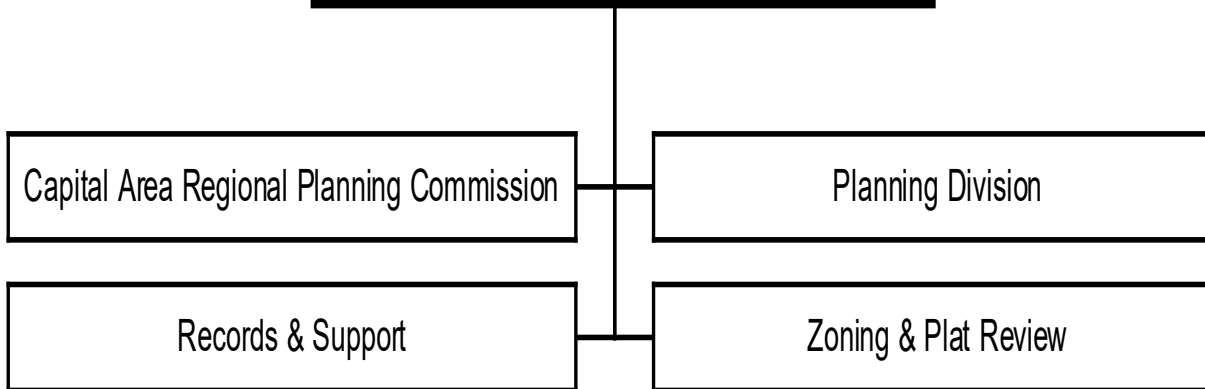
DI#	2024 Base	Net Decision Items							2024 Adopted Budget	
		01	02	03	04	05	06	07		
<b>PROGRAM EXPENDITURES</b>										
Personnel Costs	\$913,200	\$0	\$37,600	\$0	\$0	\$0	\$0	\$0	\$0	\$950,800
Operating Expenses	\$76,700	\$0	\$0	\$0	\$0	\$0	\$0	\$0	\$0	\$76,700
Contractual Services	\$67,500	\$3,800	\$0	\$0	\$0	\$0	\$0	\$0	\$0	\$71,300
Operating Capital	\$0	\$0	\$0	\$0	\$0	\$0	\$0	\$0	\$0	\$0
<b>TOTAL</b>	<b>\$1,057,400</b>	<b>\$3,800</b>	<b>\$37,600</b>	<b>\$0</b>	<b>\$0</b>	<b>\$0</b>	<b>\$0</b>	<b>\$0</b>	<b>\$0</b>	<b>\$1,098,800</b>
<b>PROGRAM REVENUE</b>										
Taxes	\$0	\$0	\$0	\$0	\$0	\$0	\$0	\$0	\$0	\$0
Intergovernmental Revenue	\$14,300	\$0	\$0	\$0	\$0	\$0	\$0	\$0	\$0	\$14,300
Licenses & Permits	\$0	\$0	\$0	\$0	\$0	\$0	\$0	\$0	\$0	\$0
Fines, Forfeits & Penalties	\$0	\$0	\$0	\$0	\$0	\$0	\$0	\$0	\$0	\$0
Public Charges for Services	\$1,700	\$0	\$0	\$0	\$0	\$0	\$0	\$0	\$0	\$1,700
Miscellaneous	\$0	\$0	\$0	\$0	\$0	\$0	\$0	\$0	\$0	\$0
Other Financing Sources	\$0	\$0	\$0	\$0	\$0	\$0	\$0	\$0	\$0	\$0
<b>TOTAL</b>	<b>\$16,000</b>	<b>\$0</b>	<b>\$0</b>	<b>\$0</b>	<b>\$0</b>	<b>\$0</b>	<b>\$0</b>	<b>\$0</b>	<b>\$0</b>	<b>\$16,000</b>
<b>GPR SUPPORT</b>	<b>\$1,041,400</b>	<b>\$3,800</b>	<b>\$37,600</b>	<b>\$0</b>	<b>\$0</b>	<b>\$0</b>	<b>\$0</b>	<b>\$0</b>	<b>\$0</b>	<b>\$1,082,800</b>
<b>F.T.E. STAFF</b>	<b>8.000</b>	<b>0.000</b>	<b>0.000</b>	<b>0.000</b>	<b>0.000</b>	<b>0.000</b>	<b>0.000</b>	<b>0.000</b>	<b>0.000</b>	<b>8.000</b>

**NARRATIVE INFORMATION ABOUT DECISION ITEMS**

		Expenditures	Revenue	GPR Support
<b>2024 BUDGET BASE</b>		\$1,057,400	\$16,000	\$1,041,400
DI #	VETS-VETS-1 Contractual Changes			
DEPT	This decision item reflects the increased cost of space rental and software maintenance for the Veterans Service Office in 2024.	\$3,800	\$0	\$3,800
EXEC	Approved as Requested	\$0	\$0	\$0
ADOPTED	Approved as Recommended	\$0	\$0	\$0
<b>NET DI # VETS-VETS-1</b>		<b>\$3,800</b>	<b>\$0</b>	<b>\$3,800</b>

<b>Dept:</b>	Veterans Service Office	57	<b>Fund Name:</b>	General Fund		
<b>Prgm:</b>	Veterans Services	000/00	<b>Fund No.:</b>	1110		
<b>NARRATIVE INFORMATION ABOUT DECISION ITEMS, cont.</b>			<b>Expenditures</b>	<b>Revenues</b>	<b>GPR Support</b>	
DI #	VETS-VETS-2	Personnel Cost Changes				
DEPT			\$0	\$0	\$0	
EXEC	Adjust personnel costs to reflect a 4.5% cost of living increase for County employees in 2024. Also, adjust personnel costs to reflect new retirement (WRS) rates and negotiated handbook changes in effect for 2024.		\$37,600	\$0	\$37,600	
ADOPTED	Approved as Recommended		\$0	\$0	\$0	
	NET DI #	VETS-VETS-2	\$37,600	\$0	\$37,600	
<b>2024 ADOPTED BUDGET</b>			\$1,098,800	\$16,000	\$1,082,800	

# Planning & Development



Division/Program	FTE	Expenditures	Program Specific Revenues	General Purpose Revenues
Capital Area Regional Planning Commission	0.000	\$1,135,523	\$0	\$1,135,523
Records & Support	9.250	\$1,439,090	\$117,200	\$1,321,890
Planning Division	7.000	\$1,227,674	\$179,000	\$1,048,674
Zoning & Plat Review	8.750	\$1,190,076	\$498,845	\$691,231
<b>Planning &amp; Development - Total</b>	<b>25.000</b>	<b>\$4,992,363</b>	<b>\$795,045</b>	<b>\$4,197,318</b> Appropriation



Dept:	Planning & Development	60	COUNTY OF DANE			Fund Name:	General Fund	
Prgm:	Records and Support	400/00				Fund No:	1110	
<b>Mission:</b>								
To maintain the Real Estate Ownership Property List for all of Dane County, except the City of Madison. To maintain the records of the Dane County Surveyor's Office, including the Public Land Survey System information on tie sheets, Plats of Survey completed by private land surveyors, and geodetic control information on Dane County.								
<b>Description:</b>								
The staff of this division includes the Department Director, Land Records Administrator, Deputy Land Records Administrator, and County Surveyor. It provides general administrative support services for all programs in the Planning & Development Department. This division staffs Dane County's real property listing program, working with local assessors and clerks to maintain a list of legal descriptions, ownership, property valuations and other items of use to the tax system. The program also operates all aspects of the County Surveyor's Office, handling inquiries from the general public on property description, maintaining the county's GIS parcel database, and managing files for use by the private land surveyors of the county for general survey work. These files include general purpose and historic information about all of the Public Land Survey System (PLSS) as it relates to Dane County. The division provides geographic information system (GIS) mapping and spatial analysis support to the department, public, and other county agencies as needed. The office also distributes a large amount of information to firms and individuals which relate to property records and ownership through the sale of maps, computer printouts and digital data products. In collaboration with Dane County Information Management, it also maintains the AccessDane property information portal.								
	Actual 2022	Adopted 2023	2022 Carry Forward	Board Transfers	Budget As Modified	2023 YTD	Estimated 2023	Executive Recommended
<b>PROGRAM EXPENDITURES</b>								
Personnel Costs	\$1,105,948	\$1,241,600	\$0	\$0	\$1,241,600	\$357,194	\$1,280,378	\$1,321,100
Operating Expenses	\$54,166	\$83,550	\$0	\$0	\$83,550	\$41,017	\$83,550	\$86,150
Contractual Services	\$13,807	\$35,440	\$9,202	\$0	\$44,642	\$9,202	\$44,642	\$31,840
Operating Capital	\$0	\$0	\$0	\$0	\$0	\$0	\$0	\$0
<b>TOTAL</b>	<b>\$1,173,921</b>	<b>\$1,360,590</b>	<b>\$9,202</b>	<b>\$0</b>	<b>\$1,369,792</b>	<b>\$407,413</b>	<b>\$1,408,570</b>	<b>\$1,439,090</b>
<b>PROGRAM REVENUE</b>								
Taxes	\$0	\$0	\$0	\$0	\$0	\$0	\$0	\$0
Intergovernmental Revenue	\$55,116	\$43,000	\$0	\$0	\$43,000	\$6,259	\$43,000	\$43,000
Licenses & Permits	\$15,490	\$7,500	\$0	\$0	\$7,500	\$1,185	\$7,500	\$7,500
Fines, Forfeits & Penalties	\$0	\$0	\$0	\$0	\$0	\$0	\$0	\$0
Public Charges for Services	\$34,326	\$66,700	\$0	\$0	\$66,700	\$26,014	\$68,500	\$66,700
Miscellaneous	\$0	\$0	\$0	\$0	\$0	\$0	\$0	\$0
Other Financing Sources	\$0	\$0	\$0	\$0	\$0	\$0	\$0	\$0
<b>TOTAL</b>	<b>\$104,932</b>	<b>\$117,200</b>	<b>\$0</b>	<b>\$0</b>	<b>\$117,200</b>	<b>\$33,458</b>	<b>\$119,000</b>	<b>\$117,200</b>
<b>GPR SUPPORT</b>	<b>\$1,068,989</b>	<b>\$1,243,390</b>			<b>\$1,252,592</b>			<b>\$1,321,890</b>
<b>F.T.E. STAFF</b>	<b>9.250</b>	<b>9.250</b>					<b>9.250</b>	<b>9.250</b>

<b>Dept:</b>	Planning & Development	60	<b>Fund Name:</b>	General Fund
<b>Prgm:</b>	Records and Support	400/00	<b>Fund No.:</b>	1110

DI#	2024 Base	Net Decision Items							2024 Adopted Budget	
		01	02	03	04	05	06	07		
<b>PROGRAM EXPENDITURES</b>										
Personnel Costs	\$1,261,200	\$0	\$0	\$59,900	\$0	\$0	\$0	\$0	\$0	\$1,321,100
Operating Expenses	\$83,550	\$500	\$2,100	\$0	\$0	\$0	\$0	\$0	\$0	\$86,150
Contractual Services	\$32,340	(\$500)	\$0	\$0	\$0	\$0	\$0	\$0	\$0	\$31,840
Operating Capital	\$0	\$0	\$0	\$0	\$0	\$0	\$0	\$0	\$0	\$0
<b>TOTAL</b>	<b>\$1,377,090</b>	<b>\$0</b>	<b>\$2,100</b>	<b>\$59,900</b>	<b>\$0</b>	<b>\$0</b>	<b>\$0</b>	<b>\$0</b>	<b>\$0</b>	<b>\$1,439,090</b>
<b>PROGRAM REVENUE</b>										
Taxes	\$0	\$0	\$0	\$0	\$0	\$0	\$0	\$0	\$0	\$0
Intergovernmental Revenue	\$43,000	\$0	\$0	\$0	\$0	\$0	\$0	\$0	\$0	\$43,000
Licenses & Permits	\$7,500	\$0	\$0	\$0	\$0	\$0	\$0	\$0	\$0	\$7,500
Fines, Forfeits & Penalties	\$0	\$0	\$0	\$0	\$0	\$0	\$0	\$0	\$0	\$0
Public Charges for Services	\$66,700	\$0	\$0	\$0	\$0	\$0	\$0	\$0	\$0	\$66,700
Miscellaneous	\$0	\$0	\$0	\$0	\$0	\$0	\$0	\$0	\$0	\$0
Other Financing Sources	\$0	\$0	\$0	\$0	\$0	\$0	\$0	\$0	\$0	\$0
<b>TOTAL</b>	<b>\$117,200</b>	<b>\$0</b>	<b>\$0</b>	<b>\$0</b>	<b>\$0</b>	<b>\$0</b>	<b>\$0</b>	<b>\$0</b>	<b>\$0</b>	<b>\$117,200</b>
<b>GPR SUPPORT</b>	<b>\$1,259,890</b>	<b>\$0</b>	<b>\$2,100</b>	<b>\$59,900</b>	<b>\$0</b>	<b>\$0</b>	<b>\$0</b>	<b>\$0</b>	<b>\$0</b>	<b>\$1,321,890</b>
<b>F.T.E. STAFF</b>	<b>9.250</b>	<b>0.000</b>	<b>0.000</b>	<b>0.000</b>	<b>0.000</b>	<b>0.000</b>	<b>0.000</b>	<b>0.000</b>	<b>0.000</b>	<b>9.250</b>

**NARRATIVE INFORMATION ABOUT DECISION ITEMS**

		Expenditures	Revenue	GPR Support
<b>2024 BUDGET BASE</b>		\$1,377,090	\$117,200	\$1,259,890
DI #	P&D-RECS-1      New language 'Interpretation and Translation Services' line			
DEPT	This item creates a NEW line from which to pay for language interpretation and translation services in the department. This is a net-zero funding request.	\$0	\$0	\$0
EXEC	Approved as Requested	\$0	\$0	\$0
ADOPTED	Approved as Recommended	\$0	\$0	\$0
NET DI #    P&D-RECS-1		\$0	\$0	\$0

<b>Dept:</b>	Planning & Development	60	<b>Fund Name:</b>	General Fund		
<b>Prgm:</b>	Records and Support	400/00	<b>Fund No.:</b>	1110		
<b>NARRATIVE INFORMATION ABOUT DECISION ITEMS, cont.</b>			<b>Expenditures</b>	<b>Revenues</b>	<b>GPR Support</b>	
DI #	P&D-RECS-2	Increase expenditure line to match 2024 software maintenance fee increase				
DEPT	This \$2,100 expenditure increase is due to an annual maintenance fee increase for the department's Property Listing Software.		\$2,100	\$0	\$2,100	
EXEC	Approved as Requested		\$0	\$0	\$0	
ADOPTED	Approved as Recommended		\$0	\$0	\$0	
		<b>NET DI #</b>	<b>P&amp;D-RECS-2</b>	<b>\$2,100</b>	<b>\$0</b>	<b>\$2,100</b>
DI #	P&D-RECS-3	Personnel Cost Changes				
DEPT			\$0	\$0	\$0	
EXEC	Adjust personnel costs to reflect a 4.5% cost of living increase for County employees in 2024. Also, adjust personnel costs to reflect new retirement (WRS) rates and negotiated handbook changes in effect for 2024.		\$59,900	\$0	\$59,900	
ADOPTED	Approved as Recommended		\$0	\$0	\$0	
		<b>NET DI #</b>	<b>P&amp;D-RECS-3</b>	<b>\$59,900</b>	<b>\$0</b>	<b>\$59,900</b>
<b>2024 ADOPTED BUDGET</b>			<b>\$1,439,090</b>	<b>\$117,200</b>	<b>\$1,321,890</b>	

<b>Dept:</b>	Planning & Development	60	<b>COUNTY OF DANE</b>	<b>Fund Name:</b>	General Fund
<b>Prgm:</b>	Planning	402/00		<b>Fund No:</b>	1110

**Mission:** To assist Dane County residents, communities and decision-makers in addressing short-range and long-range comprehensive planning issues related to community and regional development; transportation and other infrastructure, like broadband development; farmland preservation; environmental resources; community services; affordable/workforce housing; and economic development. The division assists towns in interpretation and development of local comprehensive plans as they relate to zoning and other regulations. It provides technical assistance to other county agencies and assists in the coordination of programs. The division prepares and implements plans, policies, and programs that enhance the quality of life for all Dane County residents, and it provides technical expertise, conducts research, and collaborates with public and private sector partners to facilitate a resilient, sustainable, diverse, inclusive, and equitable future for Dane County communities.

**Description:** The Planning Division includes 5 Senior Planners and a Broadband Coordinator. Staff conduct research, administer planning programs, and provide planning assistance for County decision-makers, other departments, town officials, and the general public. The Division Work Program includes 5 components: (1) Inter-Departmental Assistance, including technical assistance and support to other departments on planning-related issues and policy analysis; (2) Current Planning, including Dane County Farmland Preservation Plan implementation, including support for staff reports for the Zoning and Land Regulation Committee and town implementation assistance; and special short-term projects and/or support to other county committees and the County Executive; (3) Information, Outreach, and Assistance, including ongoing town planning assistance; outreach sessions coordinated with the towns; ongoing information and education to landowners; and public participation and implementation activities of the County Comprehensive Plan; (4) Mid and Long-Range Planning, including work on the County Comprehensive Plan; assistance with TDR, transportation, and broadband studies; and (5) Community and Economic Development, particularly focused on affordable/workforce housing Initiatives and other related efforts.

	Actual 2022	Adopted 2023	2022 Carry Forward	Board Transfers	Budget As Modified	2023 YTD	Estimated 2023	Executive Recommended
<b>PROGRAM EXPENDITURES</b>								
Personnel Costs	\$748,794	\$922,100	\$0	\$0	\$922,100	\$228,705	\$843,417	\$960,800
Operating Expenses	\$83,563	\$16,400	\$74,421	\$0	\$90,821	\$17,277	\$92,636	\$16,400
Contractual Services	\$158,926	\$47,000	\$555,595	\$0	\$602,595	\$157,191	\$602,594	\$47,000
Operating Capital	\$0	\$0	\$0	\$0	\$0	\$0	\$0	\$0
<b>TOTAL</b>	<b>\$991,284</b>	<b>\$985,500</b>	<b>\$630,015</b>	<b>\$0</b>	<b>\$1,615,515</b>	<b>\$403,173</b>	<b>\$1,538,647</b>	<b>\$1,024,200</b>
<b>PROGRAM REVENUE</b>								
Taxes	\$0	\$0	\$0	\$0	\$0	\$0	\$0	\$0
Intergovernmental Revenue	\$142,044	\$150,100	\$343,836	\$0	\$493,936	\$108,326	\$493,936	\$163,000
Licenses & Permits	\$10,600	\$16,000	\$0	\$0	\$16,000	\$1,240	\$16,000	\$16,000
Fines, Forfeits & Penalties	\$0	\$0	\$0	\$0	\$0	\$0	\$0	\$0
Public Charges for Services	\$33,250	\$0	\$0	\$0	\$0	\$5,000	\$5,000	\$0
Miscellaneous	\$1,214	\$0	\$0	\$0	\$0	\$484	\$485	\$0
Other Financing Sources	\$0	\$0	\$0	\$0	\$0	\$0	\$0	\$0
<b>TOTAL</b>	<b>\$187,108</b>	<b>\$166,100</b>	<b>\$343,836</b>	<b>\$0</b>	<b>\$509,936</b>	<b>\$115,050</b>	<b>\$515,421</b>	<b>\$179,000</b>
<b>GPR SUPPORT</b>	<b>\$804,176</b>	<b>\$819,400</b>			<b>\$1,105,579</b>			<b>\$845,200</b>
<b>F.T.E. STAFF</b>	<b>5.000</b>	<b>6.000</b>					<b>6.000</b>	<b>6.000</b>

<b>Dept:</b>	Planning & Development	60		<b>Fund Name:</b>	General Fund
<b>Prgm:</b>	Planning	402/00		<b>Fund No.:</b>	1110

DI#	2024 Base	Net Decision Items							2024 Adopted Budget
		01	02	03	04	05	06	07	
<b>PROGRAM EXPENDITURES</b>									
Personnel Costs	\$914,400	\$0	\$46,400	\$0	\$120,200	\$0	\$0	\$0	\$1,081,000
Operating Expenses	\$16,400	\$0	\$0	\$0	\$0	\$0	\$30,000	\$0	\$46,400
Contractual Services	\$47,000	\$0	\$0	\$0	\$0	\$28,274	\$25,000	\$0	\$100,274
Operating Capital	\$0	\$0	\$0	\$0	\$0	\$0	\$0	\$0	\$0
<b>TOTAL</b>	<b>\$977,800</b>	<b>\$0</b>	<b>\$46,400</b>	<b>\$0</b>	<b>\$120,200</b>	<b>\$28,274</b>	<b>\$55,000</b>	<b>\$0</b>	<b>\$1,227,674</b>
<b>PROGRAM REVENUE</b>									
Taxes	\$0	\$0	\$0	\$0	\$0	\$0	\$0	\$0	\$0
Intergovernmental Revenue	\$163,000	\$0	\$0	\$0	\$0	\$0	\$0	\$0	\$163,000
Licenses & Permits	\$16,000	\$0	\$0	\$0	\$0	\$0	\$0	\$0	\$16,000
Fines, Forfeits & Penalties	\$0	\$0	\$0	\$0	\$0	\$0	\$0	\$0	\$0
Public Charges for Services	\$0	\$0	\$0	\$0	\$0	\$0	\$0	\$0	\$0
Miscellaneous	\$0	\$0	\$0	\$0	\$0	\$0	\$0	\$0	\$0
Other Financing Sources	\$0	\$0	\$0	\$0	\$0	\$0	\$0	\$0	\$0
<b>TOTAL</b>	<b>\$179,000</b>	<b>\$0</b>	<b>\$0</b>	<b>\$0</b>	<b>\$0</b>	<b>\$0</b>	<b>\$0</b>	<b>\$0</b>	<b>\$179,000</b>
<b>GPR SUPPORT</b>	<b>\$798,800</b>	<b>\$0</b>	<b>\$46,400</b>	<b>\$0</b>	<b>\$120,200</b>	<b>\$28,274</b>	<b>\$55,000</b>	<b>\$0</b>	<b>\$1,048,674</b>
<b>F.T.E. STAFF</b>	<b>6.000</b>	<b>0.000</b>	<b>0.000</b>	<b>0.000</b>	<b>1.000</b>	<b>0.000</b>	<b>0.000</b>	<b>0.000</b>	<b>7.000</b>

NARRATIVE INFORMATION ABOUT DECISION ITEMS				Expenditures	Revenue	GPR Support
<b>2024 BUDGET BASE</b>				\$977,800	\$179,000	\$798,800
DI #	P&D-PLAN-1	Net-zero reallocation of funds				
DEPT	Funds are simply being reallocated across lines to better reflect anticipated priorities for 2024.			\$0	\$0	\$0
EXEC	Approved as Requested			\$0	\$0	\$0
ADOPTED	Approved as Recommended			\$0	\$0	\$0
NET DI # P&D-PLAN-1				\$0	\$0	\$0

Dept:	Planning & Development	60	Fund Name:	General Fund	
Prgm:	Planning	402/00	Fund No.:	1110	
NARRATIVE INFORMATION ABOUT DECISION ITEMS, cont.			Expenditures	Revenues	GPR Support
DI #	P&D-PLAN-2	Personnel Cost Changes			
DEPT			\$0	\$0	\$0
EXEC	Adjust personnel costs to reflect a 4.5% cost of living increase for County employees in 2024. Also, adjust personnel costs to reflect new retirement (WRS) rates and negotiated handbook changes in effect for 2024.		\$46,400	\$0	\$46,400
ADOPTED	Approved as Recommended		\$0	\$0	\$0
		NET DI # P&D-PLAN-2	\$46,400	\$0	\$46,400
DI #	P&D-PLAN-3	Remove Position Footnote			
DEPT			\$0	\$0	\$0
EXEC	Change neither expenditures nor revenues, but modify specific footnoted positions to remove funding references and/or contingencies.		\$0	\$0	\$0
ADOPTED	Approved as Recommended		\$0	\$0	\$0
		NET DI # P&D-PLAN-3	\$0	\$0	\$0
DI #	P&D-PLAN-4	Regional Housing Strategic Action			
DEPT			\$0	\$0	\$0
EXEC			\$0	\$0	\$0
ADOPTED	Increase expenditures by \$120,200 and position authority to add one 1.0 FTE Regional Housing Project Assistant position for three (3) years. This person would provide administrative support, program development and technical assistance to help implement the RHS Strategic Action Plan.		\$120,200	\$0	\$120,200
		NET DI # P&D-PLAN-4	\$120,200	\$0	\$120,200

Dept:		Planning & Development	60	Fund Name:		General Fund
Prgm:		Planning	402/00	Fund No.:		1110
NARRATIVE INFORMATION ABOUT DECISION ITEMS, cont.				Expenditures	Revenues	GPR Support
DI #	P&D-PLAN-5	Planning Assistant Program				
DEPT				\$0	\$0	\$0
EXEC				\$0	\$0	\$0
ADOPTED	Increase expenditures in the Planning and Development Department by \$28,274 for a contract with the UW-Madison Department of Landscape Architecture and Planning for a planning assistant to work with county committees, the Dane County Historical Society, and the community to identify and prioritize potential sites for historical markers specifically recognizing Dane County's culturally diverse history.			\$28,274	\$0	\$28,274
		NET DI #	P&D-PLAN-5	\$28,274	\$0	\$28,274
DI #	P&D-PLAN-6	Workforce and Housing Initiatives				
DEPT				\$0	\$0	\$0
EXEC				\$0	\$0	\$0
ADOPTED	Increase expenditures to provide \$25,000 in funding to contract with a PT Workforce Expansion Feasibility Study Project Coordinator for three (3) years. Increase expenditures by \$10,000 to provide funding for Regional Housing Strategic Action Plan implementation program expenses. Increase expenditures by \$20,000 to develop model affordable housing zoning ordinances.			\$55,000	\$0	\$55,000
		NET DI #	P&D-PLAN-6	\$55,000	\$0	\$55,000
<b>2024 ADOPTED BUDGET</b>				\$1,227,674	\$179,000	\$1,048,674

<b>Dept:</b>	Planning & Development	60	<b>COUNTY OF DANE</b>	<b>Fund Name:</b>	General Fund
<b>Prgm:</b>	Capital Area Regional Planning Commission	403/00		<b>Fund No:</b>	1110

Mission: To serve as the regional planning and areawide water quality management entity for the Dane County region, consistent with Wis. Stats. §66.0309 and State Administrative Code NR 121. The Commission is charged with the duties of preparing and adopting a master plan for the physical development of the region, and maintaining a continuing areawide water quality management planning process in order to manage, protect, and enhance the water resources of the region, including consideration of the relationship of water quality to land and water resources and uses.

Description: The Commission's work will be carried out by various staff, consisting of a Deputy Director, Director of Environmental Resources Planning, a Senior Community Planner, an Environmental Planner, a Community Planner, an Environmental Engineer, a GIS Specialist, and an Administrative Services Manager. Work activities will be consistent with federal and state rules and requirements and will focus on land use and water resources planning related to the managed growth of the region, which will include the orderly expansion of urban service areas and the identification of Future Urban Development Areas (FUDA). The FUDA planning process will be based on the identification of growth areas that minimize adverse environmental impacts of development in collaboration with local units of government. Commission staff will also provide contractual community planning assistance on a relatively limited basis. County levy funds will be collected by Dane County and remitted to the Capital Area Regional Planning Commission under Wis. Stats 66.0309, based CARPC's certified levy charge.

	Actual 2022	Adopted 2023	2022 Carry Forward	Board Transfers	Budget As Modified	2023 YTD	Estimated 2023	Executive Recommended
<b>PROGRAM EXPENDITURES</b>								
Personnel Costs	\$0	\$0	\$0	\$0	\$0	\$0	\$0	\$0
Operating Expenses	\$0	\$0	\$0	\$0	\$0	\$0	\$0	\$0
Contractual Services	\$983,137	\$983,137	\$0	\$0	\$983,137	\$516,147	\$983,137	\$1,135,523
Operating Capital	\$0	\$0	\$0	\$0	\$0	\$0	\$0	\$0
<b>TOTAL</b>	<b>\$983,137</b>	<b>\$983,137</b>	<b>\$0</b>	<b>\$0</b>	<b>\$983,137</b>	<b>\$516,147</b>	<b>\$983,137</b>	<b>\$1,135,523</b>
<b>PROGRAM REVENUE</b>								
Taxes	\$0	\$0	\$0	\$0	\$0	\$0	\$0	\$0
Intergovernmental Revenue	\$0	\$0	\$0	\$0	\$0	\$0	\$0	\$0
Licenses & Permits	\$0	\$0	\$0	\$0	\$0	\$0	\$0	\$0
Fines, Forfeits & Penalties	\$0	\$0	\$0	\$0	\$0	\$0	\$0	\$0
Public Charges for Services	\$0	\$0	\$0	\$0	\$0	\$0	\$0	\$0
Miscellaneous	\$0	\$0	\$0	\$0	\$0	\$0	\$0	\$0
Other Financing Sources	\$0	\$0	\$0	\$0	\$0	\$0	\$0	\$0
<b>TOTAL</b>	<b>\$0</b>	<b>\$0</b>	<b>\$0</b>	<b>\$0</b>	<b>\$0</b>	<b>\$0</b>	<b>\$0</b>	<b>\$0</b>
<b>GPR SUPPORT</b>	<b>\$983,137</b>	<b>\$983,137</b>			<b>\$983,137</b>			<b>\$1,135,523</b>
<b>F.T.E. STAFF</b>	<b>0.000</b>	<b>0.000</b>					<b>0.000</b>	<b>0.000</b>



Dept: Planning & Development		60							Fund Name: General Fund	
Prgrm: Capital Area Regional Planning Commission		403/00							Fund No.: 1110	
DI#	2024 Base	Net Decision Items							2024 Adopted Budget	
		01	02	03	04	05	06	07		
<b>PROGRAM EXPENDITURES</b>										
Personnel Costs	\$0	\$0	\$0	\$0	\$0	\$0	\$0	\$0	\$0	
Operating Expenses	\$0	\$0	\$0	\$0	\$0	\$0	\$0	\$0	\$0	
Contractual Services	\$1,032,294	\$103,229	\$0	\$0	\$0	\$0	\$0	\$0	\$1,135,523	
Operating Capital	\$0	\$0	\$0	\$0	\$0	\$0	\$0	\$0	\$0	
<b>TOTAL</b>	<b>\$1,032,294</b>	<b>\$103,229</b>	<b>\$0</b>	<b>\$0</b>	<b>\$0</b>	<b>\$0</b>	<b>\$0</b>	<b>\$0</b>	<b>\$1,135,523</b>	
<b>PROGRAM REVENUE</b>										
Taxes	\$0	\$0	\$0	\$0	\$0	\$0	\$0	\$0	\$0	
Intergovernmental Revenue	\$0	\$0	\$0	\$0	\$0	\$0	\$0	\$0	\$0	
Licenses & Permits	\$0	\$0	\$0	\$0	\$0	\$0	\$0	\$0	\$0	
Fines, Forfeits & Penalties	\$0	\$0	\$0	\$0	\$0	\$0	\$0	\$0	\$0	
Public Charges for Services	\$0	\$0	\$0	\$0	\$0	\$0	\$0	\$0	\$0	
Miscellaneous	\$0	\$0	\$0	\$0	\$0	\$0	\$0	\$0	\$0	
Other Financing Sources	\$0	\$0	\$0	\$0	\$0	\$0	\$0	\$0	\$0	
<b>TOTAL</b>	<b>\$0</b>	<b>\$0</b>	<b>\$0</b>	<b>\$0</b>	<b>\$0</b>	<b>\$0</b>	<b>\$0</b>	<b>\$0</b>	<b>\$0</b>	
<b>GPR SUPPORT</b>	<b>\$1,032,294</b>	<b>\$103,229</b>	<b>\$0</b>	<b>\$0</b>	<b>\$0</b>	<b>\$0</b>	<b>\$0</b>	<b>\$0</b>	<b>\$1,135,523</b>	
<b>F.T.E. STAFF</b>	<b>0.000</b>	<b>0.000</b>	<b>0.000</b>	<b>0.000</b>	<b>0.000</b>	<b>0.000</b>	<b>0.000</b>	<b>0.000</b>	<b>0.000</b>	
<b>NARRATIVE INFORMATION ABOUT DECISION ITEMS</b>							<b>Expenditures</b>	<b>Revenue</b>	<b>GPR Support</b>	
<b>2024 BUDGET BASE</b>							\$1,032,294	\$0	\$1,032,294	
DI #	P&D-CARPC-1 2024 CARPC Budget Certification Charge to Dane County									
DEPT	In compliance with Wis. Stat. § 66.0309(14), the Capital Area Regional Planning Commission (CARPC) must submit a budget certification to the Dane County Clerk by August 1 of each year that reflects the next year's budget for the commission. For 2024, the CARPC certified amount increases by \$103,229.						\$103,229	\$0	\$103,229	
EXEC	Approved as Requested						\$0	\$0	\$0	
ADOPTED	Approved as Recommended						\$0	\$0	\$0	
NET DI # P&D-CARPC-1							\$103,229	\$0	\$103,229	
<b>2024 ADOPTED BUDGET</b>							<b>\$1,135,523</b>	<b>\$0</b>	<b>\$1,135,523</b>	

<b>Dept:</b>	Planning & Development	60	<b>COUNTY OF DANE</b>	<b>Fund Name:</b>	General Fund
<b>Prgm:</b>	Zoning & Plat Review	408/00		<b>Fund No:</b>	1110

**Mission:** The Zoning and Plat Review Division is charged with protecting and promoting the public health, safety, and general welfare of Dane County by administering County Zoning Ordinances, Sign Regulations, Shoreland Regulations, Floodplain Regulations, Mineral Extraction/Reclamation ordinances, Airport Height Regulations, Road Name/Addressing Ordinances, and Land Division Regulations in the unincorporated areas of Dane County. The Division reviews development activities within the unincorporated areas of Dane County through the administration of these chapters of the Dane County Code of Ordinances. Staff in the Zoning Division has contact with members of the public on a daily basis providing educational information, guidance, and enforcement of the various regulations.

**Description:** The specific duties of the Zoning Division is to administer Chapter 10 (Zoning Ordinance), Chapter 10 Subchapter II (Sign Regulations), Chapter 11 (Shoreland Regulations), Chapter 17(Floodplain Regulations), Chapter 74 (Non-Metallic Mining), Chapter 75 (Land Division Regulations), Chapter 76 (Road Naming and Addressing), and Chapter 78 (Airport Height Limitations) of the Dane County Code of Ordinances. In addition to issuing permits and reviewing land divisions, the Division enforces the referenced county regulations and applicable provisions of Wisconsin State Statutes and State Administrative Code; provides accurate and consistent zoning information to the public; strives to eliminate unnecessary litigation through early identification of potential zoning violations; inspects properties and monitors them for compliance with the specified ordinances, and conducts enforcement actions as warranted; and provides information to citizens, attorneys, surveyors, and other agents of the public on the processes involved with regulatory compliance. The Zoning Division currently consists of 1 Zoning Administrator, 3 Assistant Zoning Administrators, and 4 Zoning Inspectors. The Division is also supported by 2 administrative staff that are shared by the Planning and Development Department. The FTE dedication of these clerical staff exclusively to the Zoning and Land Division Review program is 0.5 FTE of a Clerk IV and 0.25 FTE of a Clerk I-II. There is a total of 8.75 FTE positions dedicated to this program area.

	Actual 2022	Adopted 2023	2022 Carry Forward	Board Transfers	Budget As Modified	2023 YTD	Estimated 2023	Executive Recommended
<b>PROGRAM EXPENDITURES</b>								
Personnel Costs	\$923,039	\$1,113,300	\$0	\$0	\$1,113,300	\$337,716	\$1,111,087	\$1,135,100
Operating Expenses	\$35,735	\$35,010	\$0	\$0	\$35,010	\$10,014	\$35,474	\$33,510
Contractual Services	\$31,597	\$18,766	\$0	\$0	\$18,766	\$21,863	\$22,162	\$21,466
Operating Capital	\$0	\$0	\$0	\$0	\$0	\$0	\$0	\$0
<b>TOTAL</b>	<b>\$990,370</b>	<b>\$1,167,076</b>	<b>\$0</b>	<b>\$0</b>	<b>\$1,167,076</b>	<b>\$369,592</b>	<b>\$1,168,723</b>	<b>\$1,190,076</b>
<b>PROGRAM REVENUE</b>								
Taxes	\$0	\$0	\$0	\$0	\$0	\$0	\$0	\$0
Intergovernmental Revenue	\$0	\$0	\$0	\$0	\$0	\$0	\$0	\$0
Licenses & Permits	\$453,693	\$493,845	\$0	\$0	\$493,845	\$112,341	\$507,331	\$493,845
Fines, Forfeits & Penalties	\$0	\$5,000	\$0	\$0	\$5,000	\$0	\$5,000	\$5,000
Public Charges for Services	\$0	\$0	\$0	\$0	\$0	\$0	\$0	\$0
Miscellaneous	\$0	\$0	\$0	\$0	\$0	\$0	\$0	\$0
Other Financing Sources	\$0	\$0	\$0	\$0	\$0	\$0	\$0	\$0
<b>TOTAL</b>	<b>\$453,693</b>	<b>\$498,845</b>	<b>\$0</b>	<b>\$0</b>	<b>\$498,845</b>	<b>\$112,341</b>	<b>\$512,331</b>	<b>\$498,845</b>
<b>GPR SUPPORT</b>	<b>\$536,677</b>	<b>\$668,231</b>			<b>\$668,231</b>			<b>\$691,231</b>
<b>F.T.E. STAFF</b>	<b>8.750</b>	<b>8.750</b>					<b>8.750</b>	<b>8.750</b>

<b>Dept:</b>	Planning & Development	60		<b>Fund Name:</b>	General Fund
<b>Prgm:</b>	Zoning & Plat Review	408/00		<b>Fund No.:</b>	1110

DI#	2024 Base	Net Decision Items							2024 Adopted Budget
		01	02	03	04	05	06	07	
<b>PROGRAM EXPENDITURES</b>									
Personnel Costs	\$1,087,000	\$0	\$0	\$48,100	\$0	\$0	\$0	\$0	\$1,135,100
Operating Expenses	\$35,010	(\$1,500)	\$0	\$0	\$0	\$0	\$0	\$0	\$33,510
Contractual Services	\$18,766	\$1,500	\$1,200	\$0	\$0	\$0	\$0	\$0	\$21,466
Operating Capital	\$0	\$0	\$0	\$0	\$0	\$0	\$0	\$0	\$0
<b>TOTAL</b>	<b>\$1,140,776</b>	<b>\$0</b>	<b>\$1,200</b>	<b>\$48,100</b>	<b>\$0</b>	<b>\$0</b>	<b>\$0</b>	<b>\$0</b>	<b>\$1,190,076</b>
<b>PROGRAM REVENUE</b>									
Taxes	\$0	\$0	\$0	\$0	\$0	\$0	\$0	\$0	\$0
Intergovernmental Revenue	\$0	\$0	\$0	\$0	\$0	\$0	\$0	\$0	\$0
Licenses & Permits	\$493,845	\$0	\$0	\$0	\$0	\$0	\$0	\$0	\$493,845
Fines, Forfeits & Penalties	\$5,000	\$0	\$0	\$0	\$0	\$0	\$0	\$0	\$5,000
Public Charges for Services	\$0	\$0	\$0	\$0	\$0	\$0	\$0	\$0	\$0
Miscellaneous	\$0	\$0	\$0	\$0	\$0	\$0	\$0	\$0	\$0
Other Financing Sources	\$0	\$0	\$0	\$0	\$0	\$0	\$0	\$0	\$0
<b>TOTAL</b>	<b>\$498,845</b>	<b>\$0</b>	<b>\$0</b>	<b>\$0</b>	<b>\$0</b>	<b>\$0</b>	<b>\$0</b>	<b>\$0</b>	<b>\$498,845</b>
<b>GPR SUPPORT</b>	<b>\$641,931</b>	<b>\$0</b>	<b>\$1,200</b>	<b>\$48,100</b>	<b>\$0</b>	<b>\$0</b>	<b>\$0</b>	<b>\$0</b>	<b>\$691,231</b>
<b>F.T.E. STAFF</b>	<b>8.750</b>	<b>0.000</b>	<b>0.000</b>	<b>0.000</b>	<b>0.000</b>	<b>0.000</b>	<b>0.000</b>	<b>0.000</b>	<b>8.750</b>

NARRATIVE INFORMATION ABOUT DECISION ITEMS				Expenditures	Revenue	GPR Support
<b>2024 BUDGET BASE</b>				\$1,140,776	\$498,845	\$641,931
DI #	P&D-ZONE-1	Net-zero reallocation of funds across existing line items				
DEPT	This is a simple, net-zero reallocation of funds across multiple lines to more accurately reflect spending patterns.			\$0	\$0	\$0
EXEC	Approved as Requested			\$0	\$0	\$0
ADOPTED	Approved as Recommended			\$0	\$0	\$0
NET DI # P&D-ZONE-1				\$0	\$0	\$0

<b>Dept:</b>	Planning & Development	60	<b>Fund Name:</b>	General Fund		
<b>Prgm:</b>	Zoning & Plat Review	408/00	<b>Fund No.:</b>	1110		
<b>NARRATIVE INFORMATION ABOUT DECISION ITEMS, cont.</b>			<b>Expenditures</b>	<b>Revenues</b>	<b>GPR Support</b>	
DI #	P&D-ZONE-2	Increase expenditures to account for software maintenance fee increase				
DEPT	This item increases the division's Zoning Permitting System maintenance cost to account for anticipated fee increases in 2024.		\$1,200	\$0	\$1,200	
EXEC	Approved as Requested		\$0	\$0	\$0	
ADOPTED	Approved as Recommended		\$0	\$0	\$0	
		<b>NET DI #</b>	<b>P&amp;D-ZONE-2</b>	<b>\$1,200</b>	<b>\$0</b>	<b>\$1,200</b>
DI #	P&D-ZONE-3	Personnel Cost Changes				
DEPT			\$0	\$0	\$0	
EXEC	Adjust personnel costs to reflect a 4.5% cost of living increase for County employees in 2024. Also, adjust personnel costs to reflect new retirement (WRS) rates and negotiated handbook changes in effect for 2024.		\$48,100	\$0	\$48,100	
ADOPTED	Approved as Recommended		\$0	\$0	\$0	
		<b>NET DI #</b>	<b>P&amp;D-ZONE-3</b>	<b>\$48,100</b>	<b>\$0</b>	<b>\$48,100</b>
<b>2024 ADOPTED BUDGET</b>			<b>\$1,190,076</b>	<b>\$498,845</b>	<b>\$691,231</b>	

# Land Information Office

Land Information Office

Division/Program	FTE	Expenditures	Program Specific Revenues	Revenues Over/(Under) Expenses
<b>Land Information Office</b>	<b>3.000</b>	<b>\$858,195</b>	<b>\$632,100</b>	<b>(\$226,095) Appropriation</b>

<b>Dept:</b>	Land Information Office	86	<b>COUNTY OF DANE</b>	<b>Fund Name:</b>	Land Information
<b>Prgm:</b>	Land Information Office	000/00		<b>Fund No:</b>	2900

**Mission:**  
 To coordinate the modernization of land records and to maximize the effective development, maintenance, and use of shared geographic and land information system resources throughout Dane County.

**Description:**  
 The Wisconsin Land Information Board has approved the Dane County Plan for Land Records Modernization. Typical activities in these plans include providing leadership and expertise related to land information activities; fostering partnerships and coordinating related projects with other agencies; developing digital data, maps and databases; providing access to land information and products; and developing and supporting geographic and land information systems for use in Dane County government.

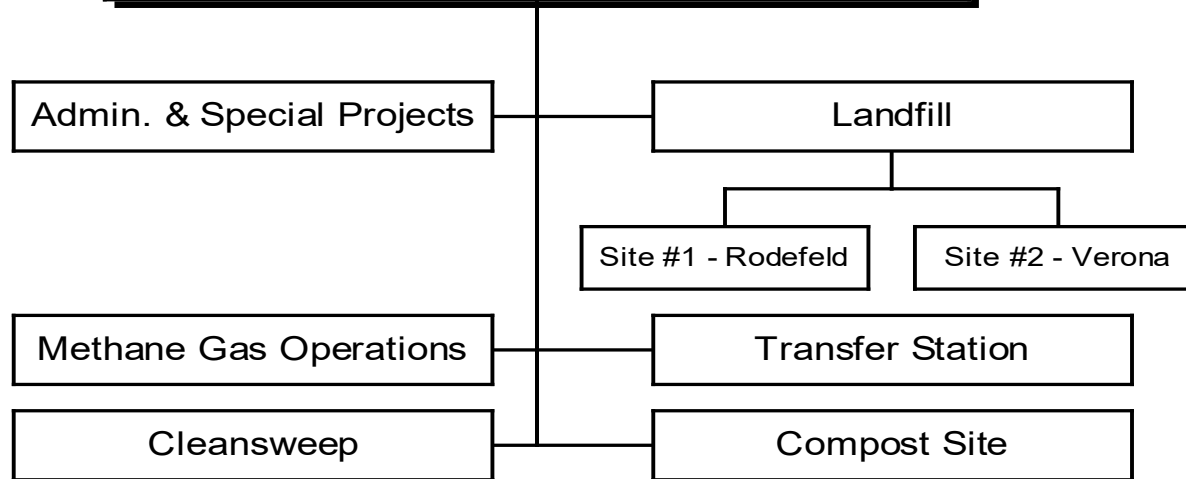
	Actual 2022	Adopted 2023	2022 Carry Forward	Board Transfers	Budget As Modified	2023 YTD	Estimated 2023	Executive Recommended
<b>PROGRAM EXPENDITURES</b>								
Personnel Costs	\$537,449	\$581,100	\$0	\$0	\$581,100	\$165,804	\$586,471	\$643,400
Operating Expenses	\$46,742	\$30,400	\$0	\$0	\$30,400	\$34,742	\$50,351	\$30,400
Contractual Services	\$142,347	\$152,088	\$150,000	\$0	\$302,088	\$102,051	\$302,088	\$179,395
Operating Capital	\$5,000	\$5,000	\$0	\$0	\$5,000	\$0	\$5,000	\$5,000
<b>TOTAL</b>	<b>\$731,538</b>	<b>\$768,588</b>	<b>\$150,000</b>	<b>\$0</b>	<b>\$918,588</b>	<b>\$302,597</b>	<b>\$943,910</b>	<b>\$858,195</b>
<b>PROGRAM REVENUE</b>								
Taxes	\$0	\$0	\$0	\$0	\$0	\$0	\$0	\$0
Intergovernmental Revenue	\$3,000	\$3,000	\$0	\$0	\$3,000	\$1,000	\$3,000	\$3,000
Licenses & Permits	\$0	\$0	\$0	\$0	\$0	\$0	\$0	\$0
Fines, Forfeits & Penalties	\$0	\$0	\$0	\$0	\$0	\$0	\$0	\$0
Public Charges for Services	\$637,528	\$650,100	\$0	\$0	\$650,100	\$152,850	\$650,700	\$626,600
Miscellaneous	\$25,198	\$2,500	\$0	\$0	\$2,500	\$22,451	\$22,451	\$2,500
Other Financing Sources	\$0	\$0	\$0	\$0	\$0	\$0	\$0	\$0
<b>TOTAL</b>	<b>\$665,726</b>	<b>\$655,600</b>	<b>\$0</b>	<b>\$0</b>	<b>\$655,600</b>	<b>\$176,301</b>	<b>\$676,151</b>	<b>\$632,100</b>
<b>REVENUE OVER/(UNDER) EXPENSES</b>	<b>(\$65,812)</b>	<b>(\$112,988)</b>			<b>(\$262,988)</b>			<b>(\$226,095)</b>
F.T.E. STAFF	3.000	3.000					3.000	3.000

Dept: Land Information Office		86							Fund Name: Land Information	
Prgm: Land Information Office		000/00							Fund No.: 2900	
DI#	2024 Base	Net Decision Items							2024 Adopted Budget	
		01	02	03	04	05	06	07		
<b>PROGRAM EXPENDITURES</b>										
Personnel Costs	\$592,800	\$20,000	\$0	\$30,600	\$0	\$0	\$0	\$0	\$643,400	
Operating Expenses	\$30,400	\$0	\$0	\$0	\$0	\$0	\$0	\$0	\$30,400	
Contractual Services	\$151,288	\$24,600	\$0	\$0	\$3,507	\$0	\$0	\$0	\$179,395	
Operating Capital	\$0	\$5,000	\$0	\$0	\$0	\$0	\$0	\$0	\$5,000	
<b>TOTAL</b>	<b>\$774,488</b>	<b>\$49,600</b>	<b>\$0</b>	<b>\$30,600</b>	<b>\$3,507</b>	<b>\$0</b>	<b>\$0</b>	<b>\$0</b>	<b>\$858,195</b>	
<b>PROGRAM REVENUE</b>										
Taxes	\$0	\$0	\$0	\$0	\$0	\$0	\$0	\$0	\$0	
Intergovernmental Revenue	\$3,000	\$0	\$0	\$0	\$0	\$0	\$0	\$0	\$3,000	
Licenses & Permits	\$0	\$0	\$0	\$0	\$0	\$0	\$0	\$0	\$0	
Fines, Forfeits & Penalties	\$0	\$0	\$0	\$0	\$0	\$0	\$0	\$0	\$0	
Public Charges for Services	\$650,100	(\$23,500)	\$0	\$0	\$0	\$0	\$0	\$0	\$626,600	
Miscellaneous	\$2,500	\$0	\$0	\$0	\$0	\$0	\$0	\$0	\$2,500	
Other Financing Sources	\$0	\$0	\$0	\$0	\$0	\$0	\$0	\$0	\$0	
<b>TOTAL</b>	<b>\$655,600</b>	<b>(\$23,500)</b>	<b>\$0</b>	<b>\$0</b>	<b>\$0</b>	<b>\$0</b>	<b>\$0</b>	<b>\$0</b>	<b>\$632,100</b>	
<b>REVENUE OVER/(UNDER) EXPENSES</b>	<b>(\$118,888)</b>	<b>(\$73,100)</b>	<b>\$0</b>	<b>(\$30,600)</b>	<b>(\$3,507)</b>	<b>\$0</b>	<b>\$0</b>	<b>\$0</b>	<b>(\$226,095)</b>	
<b>F.T.E. STAFF</b>	<b>3.000</b>	<b>0.000</b>	<b>0.000</b>	<b>0.000</b>	<b>0.000</b>	<b>0.000</b>	<b>0.000</b>	<b>0.000</b>	<b>3.000</b>	
<b>NARRATIVE INFORMATION ABOUT DECISION ITEMS</b>							Expenditures	Revenue	Revenue Over/(Under) Expenses	
<b>2024 BUDGET BASE</b>							\$774,488	\$655,600	(\$118,888)	
DI #	LIO-LIO-1 Reallocation of Expenditure & Revenue Lines									
DEPT	Reallocation of Expenditure and Revenue lines to properly reflect the 2024 projected budget amounts for the Land Information Office.						\$49,600	(\$23,500)	(\$73,100)	
EXEC	Approved as Requested						\$0	\$0	\$0	
ADOPTED	Approved as Recommended						\$0	\$0	\$0	
<b>NET DI # LIO-LIO-1</b>							<b>\$49,600</b>	<b>(\$23,500)</b>	<b>(\$73,100)</b>	

Dept:		Land Information Office	86	Fund Name:		Land Information
Prgm:		Land Information Office	000/00	Fund No.:		2900
NARRATIVE INFORMATION ABOUT DECISION ITEMS, cont.				Expenditures	Revenues	Revenue Over/(Under) Expenses
DI #	LIO-LIO-2	Fly Dane Digital Terrain Project - LiDAR				
DEPT		The Dane County Land Information Office (LIO) is proposing a Fly Dane Digital Terrain project for all of Dane County in 2024. The project would acquire county wide, detailed terrain data, using airborne Light Detection and Ranging (LiDAR) technology.		\$0	\$0	\$0
EXEC		Approved as Requested		\$0	\$0	\$0
ADOPTED		Approved as Recommended		\$0	\$0	\$0
NET DI # LIO-LIO-2				\$0	\$0	\$0
DI #	LIO-LIO-3	Personnel Cost Changes				
DEPT				\$0	\$0	\$0
EXEC		Adjust personnel costs to reflect a 4.5% cost of living increase for County employees in 2024. Also, adjust personnel costs to reflect new retirement (WRS) rates and negotiated handbook changes in effect for 2024.		\$30,600	\$0	(\$30,600)
ADOPTED		Approved as Recommended		\$0	\$0	\$0
NET DI # LIO-LIO-3				\$30,600	\$0	(\$30,600)
DI #	LIO-LIO-4	Indirect Cost Plan				
DEPT				\$0	\$0	\$0
EXEC		Modify expenditures and revenues to reflect receipt of County's most recently completed Indirect Cost Allocation Plan.		\$3,507	\$0	(\$3,507)
ADOPTED		Approved as Recommended		\$0	\$0	\$0
NET DI # LIO-LIO-4				\$3,507	\$0	(\$3,507)
<b>2024 ADOPTED BUDGET</b>				<b>\$858,195</b>	<b>\$632,100</b>	<b>(\$226,095)</b>



## Dept. of Waste & Renewables



Division/Program	FTE	Expenditures	Program Specific Revenues	Revenue Over/(Under) Expenses
<b><i>Solid Waste Fund</i></b>				
Administration & Special Projects	7.000	\$1,620,470	\$19,000	(\$1,601,470)
Landfill Site #1 - Verona	0.000	\$96,540	\$0	(\$96,540)
Transfer Station	0.400	\$3,273,867	\$3,648,400	\$374,533
Landfill Site #2 - Rodefled	12.600	\$12,008,336	\$13,523,000	\$1,514,664
Compost Site	0.000	\$420	\$0	(\$420)
Cleansweep	2.000	\$656,410	\$309,000	(\$347,410)
<b>Total Solid Waste Fund</b>	<b>22.000</b>	<b>\$17,656,043</b>	<b>\$17,499,400</b>	<b>(\$156,643) Appropriation</b>
<b><i>Methane Gas Fund</i></b>				
<b>Methane Gas Operations</b>	<b>13.000</b>	<b>\$15,096,260</b>	<b>\$16,832,368</b>	<b>\$1,736,108 Appropriation</b>
<b>Waste &amp; Renewables - Total</b>	<b>35.000</b>	<b>\$32,752,303</b>	<b>\$34,331,768</b>	<b>\$1,579,465 Memo Total</b>

<b>Dept:</b>	Waste & Renewables	89	<b>COUNTY OF DANE</b>		<b>Fund Name:</b>	Solid Waste
<b>Prgm:</b>	Administration & Special Projects	140/00			<b>Fund No:</b>	4410

Mission:

To provide an efficient and cost effective solid waste management program which protects the environment and conserves natural resources.

Description:

The Department of Waste & Renewables is responsible for the operation and maintenance of landfill sites, development and implementation of alternative recycling strategies including materials recycling, public education and promotion, and groundwater and air monitoring programs at all sites.

	Actual 2022	Adopted 2023	2022 Carry Forward	Board Transfers	Budget As Modified	2023 YTD	Estimated 2023	Executive Recommended
<b>PROGRAM EXPENDITURES</b>								
Personnel Costs	\$1,224,829	\$1,189,600	\$0	\$0	\$1,189,600	\$348,729	\$1,328,062	\$1,296,320
Operating Expenses	\$269,976	\$294,200	\$15,659	\$0	\$309,859	\$16,172	\$309,859	\$317,150
Contractual Services	\$6,923	\$7,000	\$0	\$0	\$7,000	\$5,000	\$7,000	\$7,000
Operating Capital	\$0	\$0	\$0	\$0	\$0	\$0	\$0	\$0
<b>TOTAL</b>	<b>\$1,501,729</b>	<b>\$1,490,800</b>	<b>\$15,659</b>	<b>\$0</b>	<b>\$1,506,459</b>	<b>\$369,900</b>	<b>\$1,644,921</b>	<b>\$1,620,470</b>
<b>PROGRAM REVENUE</b>								
Taxes	\$0	\$0	\$0	\$0	\$0	\$0	\$0	\$0
Intergovernmental Revenue	\$0	\$0	\$0	\$0	\$0	\$0	\$0	\$0
Licenses & Permits	\$0	\$0	\$0	\$0	\$0	\$0	\$0	\$0
Fines, Forfeits & Penalties	\$0	\$0	\$0	\$0	\$0	\$0	\$0	\$0
Public Charges for Services	\$450	\$2,000	\$0	\$0	\$2,000	\$1,200	\$2,000	\$2,000
Miscellaneous	\$0	\$17,000	\$0	\$0	\$17,000	\$2,050	\$17,000	\$17,000
Other Financing Sources	\$0	\$0	\$0	\$0	\$0	\$0	\$0	\$0
<b>TOTAL</b>	<b>\$450</b>	<b>\$19,000</b>	<b>\$0</b>	<b>\$0</b>	<b>\$19,000</b>	<b>\$3,250</b>	<b>\$19,000</b>	<b>\$19,000</b>
<b>REVENUE OVER/(UNDER) EXPENSES</b>	<b>(\$1,501,279)</b>	<b>(\$1,471,800)</b>			<b>(\$1,487,459)</b>			<b>(\$1,601,470)</b>
F.T.E. STAFF	8.000	7.000					7.000	7.000

Dept: Waste & Renewables		89		Fund Name: Solid Waste					
Prgm: Administration & Special Projects		140/00		Fund No.: 4410					
DI#	2024 Base	Net Decision Items							2024 Adopted Budget
		01	02	03	04	05	06	07	
<b>PROGRAM EXPENDITURES</b>									
Personnel Costs	\$1,233,000	\$21,320	\$42,000	\$0	\$0	\$0	\$0	\$0	\$1,296,320
Operating Expenses	\$317,150	\$0	\$0	\$0	\$0	\$0	\$0	\$0	\$317,150
Contractual Services	\$7,000	\$0	\$0	\$0	\$0	\$0	\$0	\$0	\$7,000
Operating Capital	\$0	\$0	\$0	\$0	\$0	\$0	\$0	\$0	\$0
<b>TOTAL</b>	<b>\$1,557,150</b>	<b>\$21,320</b>	<b>\$42,000</b>	<b>\$0</b>	<b>\$0</b>	<b>\$0</b>	<b>\$0</b>	<b>\$0</b>	<b>\$1,620,470</b>
<b>PROGRAM REVENUE</b>									
Taxes	\$0	\$0	\$0	\$0	\$0	\$0	\$0	\$0	\$0
Intergovernmental Revenue	\$0	\$0	\$0	\$0	\$0	\$0	\$0	\$0	\$0
Licenses & Permits	\$0	\$0	\$0	\$0	\$0	\$0	\$0	\$0	\$0
Fines, Forfeits & Penalties	\$0	\$0	\$0	\$0	\$0	\$0	\$0	\$0	\$0
Public Charges for Services	\$2,000	\$0	\$0	\$0	\$0	\$0	\$0	\$0	\$2,000
Miscellaneous	\$17,000	\$0	\$0	\$0	\$0	\$0	\$0	\$0	\$17,000
Other Financing Sources	\$0	\$0	\$0	\$0	\$0	\$0	\$0	\$0	\$0
<b>TOTAL</b>	<b>\$19,000</b>	<b>\$0</b>	<b>\$0</b>	<b>\$0</b>	<b>\$0</b>	<b>\$0</b>	<b>\$0</b>	<b>\$0</b>	<b>\$19,000</b>
<b>REVENUE OVER/(UNDER) EXPENSES</b>	<b>(\$1,538,150)</b>	<b>(\$21,320)</b>	<b>(\$42,000)</b>	<b>\$0</b>	<b>\$0</b>	<b>\$0</b>	<b>\$0</b>	<b>\$0</b>	<b>(\$1,601,470)</b>
<b>F.T.E. STAFF</b>	<b>7.000</b>	<b>0.000</b>	<b>0.000</b>	<b>0.000</b>	<b>0.000</b>	<b>0.000</b>	<b>0.000</b>	<b>0.000</b>	<b>7.000</b>
<b>NARRATIVE INFORMATION ABOUT DECISION ITEMS</b>							Expenditures	Revenue	Revenue Over/(Under) Expenses
<b>2024 BUDGET BASE</b>							\$1,557,150	\$19,000	(\$1,538,150)
DI #	W&R-ADMN-1		Intern LTE budget and Protective wear increase						
DEPT			Staff protective wear and LTE engineering intern budget increase.				\$21,320	\$0	(\$21,320)
EXEC	Approved as Requested						\$0	\$0	\$0
ADOPTED	Approved as Recommended						\$0	\$0	\$0
NET DI # W&R-ADMN-1							\$21,320	\$0	(\$21,320)

Dept: Waste & Renewables		89	Fund Name: Solid Waste		
Prgm: Administration & Special Projects		140/00	Fund No.: 4410		
NARRATIVE INFORMATION ABOUT DECISION ITEMS, cont.			Revenue Over/(Under) Expenses		
			Expenditures	Revenues	
DI #	W&R-ADMN-2	Personnel Cost Changes			
DEPT			\$0	\$0	\$0
EXEC	Adjust personnel costs to reflect a 4.5% cost of living increase for County employees in 2024. Also, adjust personnel costs to reflect new retirement (WRS) rates and negotiated handbook changes in effect for 2024.		\$42,000	\$0	(\$42,000)
ADOPTED	Approved as Recommended		\$0	\$0	\$0
NET DI #		W&R-ADMN-2	\$42,000	\$0	(\$42,000)
2024 ADOPTED BUDGET			\$1,620,470	\$19,000	(\$1,601,470)

Dept:	Waste & Renewables	89	COUNTY OF DANE			Fund Name:	Solid Waste		
Prgm:	Landfill Site #1 - Verona	424/00				Fund No:	4410		
<u>Mission:</u>									
To provide an efficient and cost effective solid waste management program which protects the environment and conserves natural resources.									
<u>Description:</u>									
The Division is responsible for the operation and maintenance of landfill sites currently open and closed, development and implementation of alternative recycling strategies, including materials recycling, public education and promotion, and groundwater and air monitoring programs at all sites.									
	Actual 2022	Adopted 2023	2022 Carry Forward	Board Transfers	Budget As Modified	2023 YTD	Estimated 2023	Executive Recommended	
<b>PROGRAM EXPENDITURES</b>									
Personnel Costs	\$0	\$0	\$0	\$0	\$0	\$0	\$0	\$0	\$0
Operating Expenses	\$114,655	\$75,736	\$0	\$0	\$75,736	(\$13,008)	\$75,736	\$94,240	\$94,240
Contractual Services	\$0	\$2,300	\$0	\$0	\$2,300	\$0	\$2,300	\$2,300	\$2,300
Operating Capital	\$0	\$0	\$0	\$0	\$0	\$0	\$0	\$0	\$0
<b>TOTAL</b>	<b>\$114,655</b>	<b>\$78,036</b>	<b>\$0</b>	<b>\$0</b>	<b>\$78,036</b>	<b>(\$13,008)</b>	<b>\$78,036</b>	<b>\$96,540</b>	<b>\$96,540</b>
<b>PROGRAM REVENUE</b>									
Taxes	\$0	\$0	\$0	\$0	\$0	\$0	\$0	\$0	\$0
Intergovernmental Revenue	\$0	\$0	\$0	\$0	\$0	\$0	\$0	\$0	\$0
Licenses & Permits	\$0	\$0	\$0	\$0	\$0	\$0	\$0	\$0	\$0
Fines, Forfeits & Penalties	\$0	\$0	\$0	\$0	\$0	\$0	\$0	\$0	\$0
Public Charges for Services	\$0	\$0	\$0	\$0	\$0	\$0	\$0	\$0	\$0
Miscellaneous	\$0	\$0	\$0	\$0	\$0	\$0	\$0	\$0	\$0
Other Financing Sources	\$0	\$0	\$0	\$0	\$0	\$0	\$0	\$0	\$0
<b>TOTAL</b>	<b>\$0</b>	<b>\$0</b>	<b>\$0</b>	<b>\$0</b>	<b>\$0</b>	<b>\$0</b>	<b>\$0</b>	<b>\$0</b>	<b>\$0</b>
<b>REVENUE OVER/(UNDER) EXPENSES</b>	<b>(\$114,655)</b>	<b>(\$78,036)</b>			<b>(\$78,036)</b>				<b>(\$96,540)</b>
F.T.E. STAFF	0.000	0.000					0.000		0.000

<b>Dept:</b> Waste & Renewables	89	<b>Fund Name:</b> Solid Waste
<b>Prgm:</b> Landfill Site #1 - Verona	424/00	<b>Fund No.:</b> 4410

DI#	2024 Base	Net Decision Items							2024 Adopted Budget	
		01	02	03	04	05	06	07		
<b>PROGRAM EXPENDITURES</b>										
Personnel Costs	\$0	\$0	\$0	\$0	\$0	\$0	\$0	\$0	\$0	\$0
Operating Expenses	\$74,240	\$20,000	\$0	\$0	\$0	\$0	\$0	\$0	\$0	\$94,240
Contractual Services	\$2,300	\$0	\$0	\$0	\$0	\$0	\$0	\$0	\$0	\$2,300
Operating Capital	\$0	\$0	\$0	\$0	\$0	\$0	\$0	\$0	\$0	\$0
<b>TOTAL</b>	<b>\$76,540</b>	<b>\$20,000</b>	<b>\$0</b>	<b>\$0</b>	<b>\$0</b>	<b>\$0</b>	<b>\$0</b>	<b>\$0</b>	<b>\$0</b>	<b>\$96,540</b>
<b>PROGRAM REVENUE</b>										
Taxes	\$0	\$0	\$0	\$0	\$0	\$0	\$0	\$0	\$0	\$0
Intergovernmental Revenue	\$0	\$0	\$0	\$0	\$0	\$0	\$0	\$0	\$0	\$0
Licenses & Permits	\$0	\$0	\$0	\$0	\$0	\$0	\$0	\$0	\$0	\$0
Fines, Forfeits & Penalties	\$0	\$0	\$0	\$0	\$0	\$0	\$0	\$0	\$0	\$0
Public Charges for Services	\$0	\$0	\$0	\$0	\$0	\$0	\$0	\$0	\$0	\$0
Miscellaneous	\$0	\$0	\$0	\$0	\$0	\$0	\$0	\$0	\$0	\$0
Other Financing Sources	\$0	\$0	\$0	\$0	\$0	\$0	\$0	\$0	\$0	\$0
<b>TOTAL</b>	<b>\$0</b>	<b>\$0</b>	<b>\$0</b>	<b>\$0</b>	<b>\$0</b>	<b>\$0</b>	<b>\$0</b>	<b>\$0</b>	<b>\$0</b>	<b>\$0</b>
<b>REVENUE OVER/(UNDER) EXPENSES</b>	<b>(\$76,540)</b>	<b>(\$20,000)</b>	<b>\$0</b>	<b>\$0</b>	<b>\$0</b>	<b>\$0</b>	<b>\$0</b>	<b>\$0</b>	<b>\$0</b>	<b>(\$96,540)</b>
<b>F.T.E. STAFF</b>	<b>0.000</b>	<b>0.000</b>	<b>0.000</b>	<b>0.000</b>	<b>0.000</b>	<b>0.000</b>	<b>0.000</b>	<b>0.000</b>	<b>0.000</b>	<b>0.000</b>

<b>NARRATIVE INFORMATION ABOUT DECISION ITEMS</b>		Expenditures	Revenue	Revenue Over/(Under) Expenses
<b>2024 BUDGET BASE</b>		\$76,540	\$0	(\$76,540)
DI #	W&R-SIT1-1 BLDG & GROUNDS REPAIRS & MAINT budget			
DEPT	Add buildings and group repair and maintenance budget.	\$20,000	\$0	(\$20,000)
EXEC	Approved as Requested	\$0	\$0	\$0
ADOPTED	Approved as Recommended	\$0	\$0	\$0
NET DI # W&R-SIT1-1		\$20,000	\$0	(\$20,000)
<b>2024 ADOPTED BUDGET</b>		<b>\$96,540</b>	<b>\$0</b>	<b>(\$96,540)</b>

Dept:	Waste & Renewables	89	COUNTY OF DANE			Fund Name:	Solid Waste		
Prgm:	Transfer Station	425/00				Fund No:	4410		
<u>Mission:</u>									
To provide an efficient and cost effective solid waste management program which conserves landfill space, protects the environment and conserves natural resources.									
<u>Description:</u>									
The Construction and Demolition Recycling program is responsible for the operation of the transfer station facilities, including cost effective and safe transportation, recycling, and disposal of construction & demolition and other materials. Construction and Demolition Recycling activities include development and implementation of alternative material recycling strategies and diversion of waste materials from County landfills.									
	Actual 2022	Adopted 2023	2022 Carry Forward	Board Transfers	Budget As Modified	2023 YTD	Estimated 2023	Executive Recommended	
<b>PROGRAM EXPENDITURES</b>									
Personnel Costs	\$37,022	\$42,600	\$0	\$0	\$42,600	\$26,765	\$56,395	\$60,000	
Operating Expenses	\$3,156,464	\$3,337,237	\$0	\$0	\$3,337,237	\$342,151	\$3,337,237	\$3,013,867	
Contractual Services	\$164,618	\$200,000	\$0	\$0	\$200,000	\$44,980	\$200,000	\$200,000	
Operating Capital	\$0	\$0	\$0	\$0	\$0	\$0	\$0	\$0	
<b>TOTAL</b>	<b>\$3,358,103</b>	<b>\$3,579,837</b>	<b>\$0</b>	<b>\$0</b>	<b>\$3,579,837</b>	<b>\$413,896</b>	<b>\$3,593,632</b>	<b>\$3,273,867</b>	
<b>PROGRAM REVENUE</b>									
Taxes	\$0	\$0	\$0	\$0	\$0	\$0	\$0	\$0	
Intergovernmental Revenue	\$0	\$0	\$0	\$0	\$0	\$0	\$0	\$0	
Licenses & Permits	\$0	\$0	\$0	\$0	\$0	\$0	\$0	\$0	
Fines, Forfeits & Penalties	\$0	\$0	\$0	\$0	\$0	\$0	\$0	\$0	
Public Charges for Services	\$3,897,457	\$4,448,400	\$0	\$0	\$4,448,400	\$423,592	\$4,448,400	\$3,648,400	
Miscellaneous	(\$21,134)	\$0	\$0	\$0	\$0	\$0	\$0	\$0	
Other Financing Sources	\$0	\$0	\$0	\$0	\$0	\$0	\$0	\$0	
<b>TOTAL</b>	<b>\$3,876,323</b>	<b>\$4,448,400</b>	<b>\$0</b>	<b>\$0</b>	<b>\$4,448,400</b>	<b>\$423,592</b>	<b>\$4,448,400</b>	<b>\$3,648,400</b>	
<b>REVENUE OVER/(UNDER) EXPENSES</b>	<b>\$518,220</b>	<b>\$868,563</b>			<b>\$868,563</b>			<b>\$374,533</b>	
F.T.E. STAFF	0.400	0.400					0.400	0.400	

<b>Dept:</b>	Waste & Renewables	89	<b>Fund Name:</b>	Solid Waste
<b>Prgm:</b>	Transfer Station	425/00	<b>Fund No.:</b>	4410

DI#	2024 Base	Net Decision Items							2024 Adopted Budget	
		01	02	03	04	05	06	07		
<b>PROGRAM EXPENDITURES</b>										
Personnel Costs	\$58,500	\$0	\$1,500	\$0	\$0	\$0	\$0	\$0	\$0	\$60,000
Operating Expenses	\$3,331,881	(\$318,000)	\$0	(\$14)	\$0	\$0	\$0	\$0	\$0	\$3,013,867
Contractual Services	\$200,000	\$0	\$0	\$0	\$0	\$0	\$0	\$0	\$0	\$200,000
Operating Capital	\$0	\$0	\$0	\$0	\$0	\$0	\$0	\$0	\$0	\$0
<b>TOTAL</b>	<b>\$3,590,381</b>	<b>(\$318,000)</b>	<b>\$1,500</b>	<b>(\$14)</b>	<b>\$0</b>	<b>\$0</b>	<b>\$0</b>	<b>\$0</b>	<b>\$0</b>	<b>\$3,273,867</b>
<b>PROGRAM REVENUE</b>										
Taxes	\$0	\$0	\$0	\$0	\$0	\$0	\$0	\$0	\$0	\$0
Intergovernmental Revenue	\$0	\$0	\$0	\$0	\$0	\$0	\$0	\$0	\$0	\$0
Licenses & Permits	\$0	\$0	\$0	\$0	\$0	\$0	\$0	\$0	\$0	\$0
Fines, Forfeits & Penalties	\$0	\$0	\$0	\$0	\$0	\$0	\$0	\$0	\$0	\$0
Public Charges for Services	\$4,448,400	(\$800,000)	\$0	\$0	\$0	\$0	\$0	\$0	\$0	\$3,648,400
Miscellaneous	\$0	\$0	\$0	\$0	\$0	\$0	\$0	\$0	\$0	\$0
Other Financing Sources	\$0	\$0	\$0	\$0	\$0	\$0	\$0	\$0	\$0	\$0
<b>TOTAL</b>	<b>\$4,448,400</b>	<b>(\$800,000)</b>	<b>\$0</b>	<b>\$0</b>	<b>\$0</b>	<b>\$0</b>	<b>\$0</b>	<b>\$0</b>	<b>\$0</b>	<b>\$3,648,400</b>
<b>REVENUE OVER/(UNDER) EXPENSES</b>	<b>\$858,019</b>	<b>(\$482,000)</b>	<b>(\$1,500)</b>	<b>\$14</b>	<b>\$0</b>	<b>\$0</b>	<b>\$0</b>	<b>\$0</b>	<b>\$0</b>	<b>\$374,533</b>
<b>F.T.E. STAFF</b>	<b>0.400</b>	<b>0.000</b>	<b>0.000</b>	<b>0.000</b>	<b>0.000</b>	<b>0.000</b>	<b>0.000</b>	<b>0.000</b>	<b>0.000</b>	<b>0.400</b>

<b>NARRATIVE INFORMATION ABOUT DECISION ITEMS</b>			Expenditures	Revenue	Revenue Over/(Under) Expenses
<b>2024 BUDGET BASE</b>			\$3,590,381	\$4,448,400	\$858,019
DI #	W&R-ADMN-1	Operating expenses budget changes			
DEPT	Operating equipment expenses, shingle disposal, supplies & expenses and tipping fees budget changes		(\$318,000)	(\$800,000)	(\$482,000)
EXEC	Approved as Requested		\$0	\$0	\$0
ADOPTED	Approved as Recommended		\$0	\$0	\$0
NET DI # W&R-ADMN-1			(\$318,000)	(\$800,000)	(\$482,000)



Dept: Waste & Renewables		89	Fund Name: Solid Waste
Prgm: Transfer Station		425/00	Fund No.: 4410
NARRATIVE INFORMATION ABOUT DECISION ITEMS, cont.			Revenue Over/(Under) Expenses
			Expenditures
			Revenues
DI #	W&R-ADMN-2	Personnel Cost Changes	
DEPT			\$0
EXEC	Adjust personnel costs to reflect a 4.5% cost of living increase for County employees in 2024. Also, adjust personnel costs to reflect new retirement (WRS) rates and negotiated handbook changes in effect for 2024.		(\$1,500)
ADOPTED	Approved as Recommended		\$0
NET DI #		W&R-ADMN-2	\$1,500
DI #	W&R-ADMN-3	Debt Service	
DEPT			\$0
EXEC	Modify expenditures and revenues to reflect final calculation of 2024 County debt service.		(\$14)
ADOPTED	Approved as Recommended		\$0
NET DI #		W&R-ADMN-3	(\$14)
<b>2024 ADOPTED BUDGET</b>			\$3,273,867
			\$3,648,400
			\$374,533

<b>Dept:</b>	Waste & Renewables	89	<b>COUNTY OF DANE</b>		<b>Fund Name:</b>	Solid Waste
<b>Prgm:</b>	Landfill Site #2 - Rodefelf	426/00			<b>Fund No:</b>	4410

Mission:

To provide an efficient and cost effective solid waste management program which protects the environment and conserves natural resources.

Description:

The Division is responsible for the operation and maintenance of landfill sites currently open, development and implementation of alternative recycling strategies, including materials recycling, public education and promotion, and groundwater and air monitoring programs at all sites.

	Actual 2022	Adopted 2023	2022 Carry Forward	Board Transfers	Budget As Modified	2023 YTD	Estimated 2023	Executive Recommended
<b>PROGRAM EXPENDITURES</b>								
Personnel Costs	\$1,054,294	\$1,382,600	\$0	\$0	\$1,382,600	\$343,107	\$1,341,221	\$1,550,600
Operating Expenses	\$8,873,300	\$8,251,166	\$61,607	\$0	\$8,312,773	\$147,426	\$8,316,704	\$10,060,412
Contractual Services	\$629,783	\$748,104	\$18,608	\$0	\$766,712	\$107,054	\$766,712	\$296,324
Operating Capital	\$0	\$0	\$0	\$0	\$0	\$0	\$0	\$0
<b>TOTAL</b>	<b>\$10,557,377</b>	<b>\$10,381,870</b>	<b>\$80,215</b>	<b>\$0</b>	<b>\$10,462,085</b>	<b>\$597,587</b>	<b>\$10,424,637</b>	<b>\$11,907,336</b>
<b>PROGRAM REVENUE</b>								
Taxes	\$0	\$0	\$0	\$0	\$0	\$0	\$0	\$0
Intergovernmental Revenue	\$0	\$40,000	\$0	\$0	\$40,000	\$0	\$40,000	\$40,000
Licenses & Permits	\$0	\$0	\$0	\$0	\$0	\$0	\$0	\$0
Fines, Forfeits & Penalties	\$0	\$0	\$0	\$0	\$0	\$0	\$0	\$0
Public Charges for Services	\$11,508,900	\$11,283,000	\$0	\$0	\$11,283,000	\$3,252,074	\$11,283,000	\$13,433,000
Miscellaneous	(\$254,102)	\$50,000	\$0	\$0	\$50,000	\$312,153	\$339,002	\$50,000
Other Financing Sources	\$0	\$0	\$0	\$0	\$0	\$0	\$0	\$0
<b>TOTAL</b>	<b>\$11,254,798</b>	<b>\$11,373,000</b>	<b>\$0</b>	<b>\$0</b>	<b>\$11,373,000</b>	<b>\$3,564,227</b>	<b>\$11,662,002</b>	<b>\$13,523,000</b>
<b>REVENUE OVER/(UNDER) EXPENSES</b>	<b>\$697,420</b>	<b>\$991,130</b>			<b>\$910,915</b>			<b>\$1,615,664</b>
F.T.E. STAFF	10.600	10.600					10.600	11.600

Dept: Waste & Renewables		89		Fund Name: Solid Waste					Fund No.: 4410	
Prgm: Landfill Site #2 - Rodefelf		426/00								
DI#	2024 Base	Net Decision Items							2024 Adopted Budget	
		01	02	03	04	05	06	07		
<b>PROGRAM EXPENDITURES</b>										
Personnel Costs	\$1,406,800	\$103,000	\$0	\$0	\$0	\$40,800	\$0	\$101,000	\$1,651,600	
Operating Expenses	\$8,343,541	\$0	\$1,342,500	\$380,000	\$0	\$0	(\$5,629)	\$0	\$10,060,412	
Contractual Services	\$609,604	\$0	\$39,120	(\$352,400)	\$0	\$0	\$0	\$0	\$296,324	
Operating Capital	\$0	\$0	\$0	\$0	\$0	\$0	\$0	\$0	\$0	
<b>TOTAL</b>	<b>\$10,359,945</b>	<b>\$103,000</b>	<b>\$1,381,620</b>	<b>\$27,600</b>	<b>\$0</b>	<b>\$40,800</b>	<b>(\$5,629)</b>	<b>\$101,000</b>	<b>\$12,008,336</b>	
<b>PROGRAM REVENUE</b>										
Taxes	\$0	\$0	\$0	\$0	\$0	\$0	\$0	\$0	\$0	
Intergovernmental Revenue	\$40,000	\$0	\$0	\$0	\$0	\$0	\$0	\$0	\$40,000	
Licenses & Permits	\$0	\$0	\$0	\$0	\$0	\$0	\$0	\$0	\$0	
Fines, Forfeits & Penalties	\$0	\$0	\$0	\$0	\$0	\$0	\$0	\$0	\$0	
Public Charges for Services	\$11,283,000	\$0	\$0	\$0	\$2,150,000	\$0	\$0	\$0	\$13,433,000	
Miscellaneous	\$50,000	\$0	\$0	\$0	\$0	\$0	\$0	\$0	\$50,000	
Other Financing Sources	\$0	\$0	\$0	\$0	\$0	\$0	\$0	\$0	\$0	
<b>TOTAL</b>	<b>\$11,373,000</b>	<b>\$0</b>	<b>\$0</b>	<b>\$0</b>	<b>\$2,150,000</b>	<b>\$0</b>	<b>\$0</b>	<b>\$0</b>	<b>\$13,523,000</b>	
<b>REVENUE OVER/(UNDER) EXPENSES</b>	<b>\$1,013,055</b>	<b>(\$103,000)</b>	<b>(\$1,381,620)</b>	<b>(\$27,600)</b>	<b>\$2,150,000</b>	<b>(\$40,800)</b>	<b>\$5,629</b>	<b>(\$101,000)</b>	<b>\$1,514,664</b>	
<b>F.T.E. STAFF</b>	<b>10.600</b>	<b>1.000</b>	<b>0.000</b>	<b>0.000</b>	<b>0.000</b>	<b>0.000</b>	<b>0.000</b>	<b>1.000</b>	<b>12.600</b>	
<b>NARRATIVE INFORMATION ABOUT DECISION ITEMS</b>							Expenditures	Revenue	Revenue Over/(Under) Expenses	
<b>2024 BUDGET BASE</b>							\$10,359,945	\$11,373,000	\$1,013,055	
DI #	W&R-SIT2-1		Personnel services budget changes							
DEPT	Operators' salary, overtime, Limited Term Employees (LTE), protective wear and compensated absences increase						\$103,000	\$0	(\$103,000)	
EXEC	Approved as Requested						\$0	\$0	\$0	
ADOPTED	Approved as Recommended						\$0	\$0	\$0	
<b>NET DI # W&amp;R-SIT2-1</b>							<b>\$103,000</b>	<b>\$0</b>	<b>(\$103,000)</b>	

Dept: Waste & Renewables		89	Fund Name: Solid Waste
Prgm: Landfill Site #2 - Rodefild		426/00	Fund No.: 4410
NARRATIVE INFORMATION ABOUT DECISION ITEMS, cont.			Revenue Over/(Under) Expenses
			Expenditures
			Revenues
DI #	W&R-SIT2-2	Operating expenses budget changes	
DEPT	Carbon offset, buildings and grounds repair and maintenance, clean air coalition penalty, Cottage Grove compensation, environmental repair fees, erosion control, landfill cover supplies, leachate hauling and treatment, licenses and permits, miscellaneous steel supplies, operating equipment expenses, service agreement for scale, State recycling fee, supplies and expenses, fuel and oil, telephone budget changes.		\$1,342,500
EXEC	Approve as requested. Also, modify expenditures to reflect receipt of County's most recently completed Indirect Cost Allocation Plan.		\$0
ADOPTED	Approved as Recommended		(\$1,342,500)
NET DI # W&R-SIT2-2			\$39,120
			\$0
			(\$39,120)
NET DI # W&R-SIT2-2			\$0
			\$0
			\$0
NET DI # W&R-SIT2-2			\$1,381,620
DI #	W&R-SIT2-3	Contractual expenses budget changes	
DEPT	DNR construction documentation, survey and imaging, and purchase of service changes.		\$27,600
EXEC	Approved as Requested		\$0
ADOPTED	Approved as Recommended		\$0
NET DI # W&R-SIT2-3			\$0
			\$0
			\$0
NET DI # W&R-SIT2-3			\$27,600
DI #	W&R-SIT2-4	Revenue budget	
DEPT	Tipping fee budget change		\$0
EXEC	Approved as Requested		\$2,150,000
ADOPTED	Approved as Recommended		\$0
NET DI # W&R-SIT2-4			\$0
			\$0
			\$0
NET DI # W&R-SIT2-4			\$2,150,000
			\$2,150,000

Dept:		Waste & Renewables	89	Fund Name:		Solid Waste
Prgm:		Landfill Site #2 - Rodefild	426/00	Fund No.:		4410
NARRATIVE INFORMATION ABOUT DECISION ITEMS, cont.				Expenditures	Revenues	Revenue Over/(Under) Expenses
DI #	W&R-SIT2-5	Personnel Cost Changes				
DEPT				\$0	\$0	\$0
EXEC	Adjust personnel costs to reflect a 4.5% cost of living increase for County employees in 2024. Also, adjust personnel costs to reflect new retirement (WRS) rates and negotiated handbook changes in effect for 2024.			\$40,800	\$0	(\$40,800)
ADOPTED	Approved as Recommended			\$0	\$0	\$0
		NET DI #	W&R-SIT2-5	\$40,800	\$0	(\$40,800)
DI #	W&R-SIT2-6	Debt Service				
DEPT				\$0	\$0	\$0
EXEC	Modify expenditures and revenues to reflect final calculation of 2024 County debt service.			(\$5,629)	\$0	\$5,629
ADOPTED	Approved as Recommended			\$0	\$0	\$0
		NET DI #	W&R-SIT2-6	(\$5,629)	\$0	\$5,629
DI #	W&R-SIT2-7	Skilled Laborer				
DEPT				\$0	\$0	\$0
EXEC				\$0	\$0	\$0
ADOPTED	Increase expenditures by \$101,000 in the Solid Waste Fund to create a 1.0 FTE Skilled Laborer-Landfill			\$101,000	\$0	(\$101,000)
		NET DI #	W&R-SIT2-7	\$101,000	\$0	(\$101,000)
<b>2024 ADOPTED BUDGET</b>				<b>\$12,008,336</b>	<b>\$13,523,000</b>	<b>\$1,514,664</b>

<b>Dept:</b>	Waste & Renewables	89	<b>COUNTY OF DANE</b>		<b>Fund Name:</b>	Solid Waste
<b>Prgm:</b>	Compost Site	427/00			<b>Fund No:</b>	4410

Mission:

To provide an efficient and cost effective compost program which conserves space in the county's landfill, protects the environment and conserves natural resources.

Description:

The Compost program is responsible for the operation and maintenance of multiple compost sites, environmental protection at all sites, and public education and promotion regarding composting. The Compost program keeps yard waste materials out of landfills and turns those materials into compost for beneficial reuse within the community.

	Actual 2022	Adopted 2023	2022 Carry Forward	Board Transfers	Budget As Modified	2023 YTD	Estimated 2023	Executive Recommended
<b>PROGRAM EXPENDITURES</b>								
Personnel Costs	\$0	\$0	\$0	\$0	\$0	\$0	\$0	\$0
Operating Expenses	\$420	\$420	\$0	\$0	\$420	\$140	\$420	\$420
Contractual Services	\$0	\$0	\$0	\$0	\$0	\$0	\$0	\$0
Operating Capital	\$0	\$0	\$0	\$0	\$0	\$0	\$0	\$0
<b>TOTAL</b>	<b>\$420</b>	<b>\$420</b>	<b>\$0</b>	<b>\$0</b>	<b>\$420</b>	<b>\$140</b>	<b>\$420</b>	<b>\$420</b>
<b>PROGRAM REVENUE</b>								
Taxes	\$0	\$0	\$0	\$0	\$0	\$0	\$0	\$0
Intergovernmental Revenue	\$0	\$0	\$0	\$0	\$0	\$0	\$0	\$0
Licenses & Permits	\$0	\$0	\$0	\$0	\$0	\$0	\$0	\$0
Fines, Forfeits & Penalties	\$0	\$0	\$0	\$0	\$0	\$0	\$0	\$0
Public Charges for Services	\$0	\$0	\$0	\$0	\$0	\$0	\$0	\$0
Miscellaneous	\$0	\$0	\$0	\$0	\$0	\$0	\$0	\$0
Other Financing Sources	\$0	\$0	\$0	\$0	\$0	\$0	\$0	\$0
<b>TOTAL</b>	<b>\$0</b>	<b>\$0</b>	<b>\$0</b>	<b>\$0</b>	<b>\$0</b>	<b>\$0</b>	<b>\$0</b>	<b>\$0</b>
<b>REVENUE OVER/(UNDER) EXPENSES</b>	<b>(\$420)</b>	<b>(\$420)</b>			<b>(\$420)</b>			<b>(\$420)</b>
<b>F.T.E. STAFF</b>	<b>0.000</b>	<b>0.000</b>					<b>0.000</b>	<b>0.000</b>

Dept: Waste & Renewables		89						Fund Name: Solid Waste	
Prgm: Compost Site		427/00						Fund No.: 4410	
DI#	2024 Base	Net Decision Items							2024 Adopted Budget
		01	02	03	04	05	06	07	
<b>PROGRAM EXPENDITURES</b>									
Personnel Costs	\$0	\$0	\$0	\$0	\$0	\$0	\$0	\$0	\$0
Operating Expenses	\$420	\$0	\$0	\$0	\$0	\$0	\$0	\$0	\$420
Contractual Services	\$0	\$0	\$0	\$0	\$0	\$0	\$0	\$0	\$0
Operating Capital	\$0	\$0	\$0	\$0	\$0	\$0	\$0	\$0	\$0
<b>TOTAL</b>	<b>\$420</b>	<b>\$0</b>	<b>\$0</b>	<b>\$0</b>	<b>\$0</b>	<b>\$0</b>	<b>\$0</b>	<b>\$0</b>	<b>\$420</b>
<b>PROGRAM REVENUE</b>									
Taxes	\$0	\$0	\$0	\$0	\$0	\$0	\$0	\$0	\$0
Intergovernmental Revenue	\$0	\$0	\$0	\$0	\$0	\$0	\$0	\$0	\$0
Licenses & Permits	\$0	\$0	\$0	\$0	\$0	\$0	\$0	\$0	\$0
Fines, Forfeits & Penalties	\$0	\$0	\$0	\$0	\$0	\$0	\$0	\$0	\$0
Public Charges for Services	\$0	\$0	\$0	\$0	\$0	\$0	\$0	\$0	\$0
Miscellaneous	\$0	\$0	\$0	\$0	\$0	\$0	\$0	\$0	\$0
Other Financing Sources	\$0	\$0	\$0	\$0	\$0	\$0	\$0	\$0	\$0
<b>TOTAL</b>	<b>\$0</b>	<b>\$0</b>	<b>\$0</b>	<b>\$0</b>	<b>\$0</b>	<b>\$0</b>	<b>\$0</b>	<b>\$0</b>	<b>\$0</b>
<b>REVENUE OVER/(UNDER) EXPENSES</b>	<b>(\$420)</b>	<b>\$0</b>	<b>\$0</b>	<b>\$0</b>	<b>\$0</b>	<b>\$0</b>	<b>\$0</b>	<b>\$0</b>	<b>(\$420)</b>
F.T.E. STAFF	0.000	0.000	0.000	0.000	0.000	0.000	0.000	0.000	0.000
<b>NARRATIVE INFORMATION ABOUT DECISION ITEMS</b>							Expenditures	Revenue	Revenue Over/(Under) Expenses
<b>2024 BUDGET BASE</b>							\$420	\$0	(\$420)
<b>2024 ADOPTED BUDGET</b>							\$420	\$0	(\$420)

<b>Dept:</b>	Waste & Renewables	89	<b>COUNTY OF DANE</b>		<b>Fund Name:</b>	Solid Waste
<b>Prgm:</b>	Cleansweep	429/00			<b>Fund No:</b>	4410

Mission:

To provide an efficient and cost effective hazardous waste disposal and recycling program which protects the environment and conserves natural resources.

Description:

The Clean Sweep is responsible for the operation of the household hazardous waste program, including public education and the safe disposal and reuse of hazardous products from residents, agricultural operations, and small businesses. Clean Sweep keeps hazardous materials out of landfills and lowers the environmental risks associated with improper disposal, resulting in a cleaner, healthier environment.

	Actual 2022	Adopted 2023	2022 Carry Forward	Board Transfers	Budget As Modified	2023 YTD	Estimated 2023	Executive Recommended
<b>PROGRAM EXPENDITURES</b>								
Personnel Costs	\$240,770	\$288,000	\$0	\$0	\$288,000	\$72,745	\$236,827	\$281,800
Operating Expenses	\$79,819	\$77,610	\$0	\$0	\$77,610	\$14,426	\$77,610	\$84,610
Contractual Services	\$300,400	\$280,000	\$36,790	\$0	\$316,790	\$35,576	\$316,790	\$290,000
Operating Capital	\$0	\$0	\$0	\$0	\$0	\$0	\$0	\$0
<b>TOTAL</b>	<b>\$620,989</b>	<b>\$645,610</b>	<b>\$36,790</b>	<b>\$0</b>	<b>\$682,400</b>	<b>\$122,747</b>	<b>\$631,227</b>	<b>\$656,410</b>
<b>PROGRAM REVENUE</b>								
Taxes	\$0	\$0	\$0	\$0	\$0	\$0	\$0	\$0
Intergovernmental Revenue	\$119,666	\$59,000	\$0	\$0	\$59,000	\$55,400	\$59,400	\$59,000
Licenses & Permits	\$0	\$0	\$0	\$0	\$0	\$0	\$0	\$0
Fines, Forfeits & Penalties	\$0	\$0	\$0	\$0	\$0	\$0	\$0	\$0
Public Charges for Services	\$234,167	\$250,000	\$0	\$0	\$250,000	\$74,934	\$250,000	\$250,000
Miscellaneous	\$0	\$0	\$0	\$0	\$0	\$0	\$0	\$0
Other Financing Sources	\$0	\$0	\$0	\$0	\$0	\$0	\$0	\$0
<b>TOTAL</b>	<b>\$353,833</b>	<b>\$309,000</b>	<b>\$0</b>	<b>\$0</b>	<b>\$309,000</b>	<b>\$130,334</b>	<b>\$309,400</b>	<b>\$309,000</b>
<b>REVENUE OVER/(UNDER) EXPENSES</b>	<b>(\$267,156)</b>	<b>(\$336,610)</b>			<b>(\$373,400)</b>			<b>(\$347,410)</b>
F.T.E. STAFF	2.000	2.000					2.000	2.000



Dept: Waste & Renewables		89		Fund Name: Solid Waste						
Prgm: Cleansweep		429/00		Fund No.: 4410						
DI#	2024 Base	Net Decision Items							2024 Adopted Budget	
		01	02	03	04	05	06	07		
<b>PROGRAM EXPENDITURES</b>										
Personnel Costs	\$272,400	\$1,700	\$0	\$0	\$7,700	\$0	\$0	\$0	\$281,800	
Operating Expenses	\$77,610	\$0	\$7,000	\$0	\$0	\$0	\$0	\$0	\$84,610	
Contractual Services	\$280,000	\$0	\$0	\$10,000	\$0	\$0	\$0	\$0	\$290,000	
Operating Capital	\$0	\$0	\$0	\$0	\$0	\$0	\$0	\$0	\$0	
<b>TOTAL</b>	<b>\$630,010</b>	<b>\$1,700</b>	<b>\$7,000</b>	<b>\$10,000</b>	<b>\$7,700</b>	<b>\$0</b>	<b>\$0</b>	<b>\$0</b>	<b>\$656,410</b>	
<b>PROGRAM REVENUE</b>										
Taxes	\$0	\$0	\$0	\$0	\$0	\$0	\$0	\$0	\$0	
Intergovernmental Revenue	\$59,000	\$0	\$0	\$0	\$0	\$0	\$0	\$0	\$59,000	
Licenses & Permits	\$0	\$0	\$0	\$0	\$0	\$0	\$0	\$0	\$0	
Fines, Forfeits & Penalties	\$0	\$0	\$0	\$0	\$0	\$0	\$0	\$0	\$0	
Public Charges for Services	\$250,000	\$0	\$0	\$0	\$0	\$0	\$0	\$0	\$250,000	
Miscellaneous	\$0	\$0	\$0	\$0	\$0	\$0	\$0	\$0	\$0	
Other Financing Sources	\$0	\$0	\$0	\$0	\$0	\$0	\$0	\$0	\$0	
<b>TOTAL</b>	<b>\$309,000</b>	<b>\$0</b>	<b>\$0</b>	<b>\$0</b>	<b>\$0</b>	<b>\$0</b>	<b>\$0</b>	<b>\$0</b>	<b>\$309,000</b>	
<b>REVENUE OVER/(UNDER) EXPENSES</b>	<b>(\$321,010)</b>	<b>(\$1,700)</b>	<b>(\$7,000)</b>	<b>(\$10,000)</b>	<b>(\$7,700)</b>	<b>\$0</b>	<b>\$0</b>	<b>\$0</b>	<b>(\$347,410)</b>	
<b>F.T.E. STAFF</b>	<b>2.000</b>	<b>0.000</b>	<b>0.000</b>	<b>0.000</b>	<b>0.000</b>	<b>0.000</b>	<b>0.000</b>	<b>0.000</b>	<b>2.000</b>	
<b>NARRATIVE INFORMATION ABOUT DECISION ITEMS</b>							Expenditures	Revenue	Revenue Over/(Under) Expenses	
<b>2024 BUDGET BASE</b>							\$630,010	\$309,000	(\$321,010)	
DI #	W&R-CSWP-1	Overtime budget								
DEPT	Increase overtime budget						\$1,700	\$0	(\$1,700)	
EXEC	Approved as Requested						\$0	\$0	\$0	
ADOPTED	Approved as Recommended						\$0	\$0	\$0	
<b>NET DI # W&amp;R-CSWP-1</b>							<b>\$1,700</b>	<b>\$0</b>	<b>(\$1,700)</b>	

Dept: Waste & Renewables		89	Fund Name: Solid Waste
Prgm: Cleansweep		429/00	Fund No.: 4410
NARRATIVE INFORMATION ABOUT DECISION ITEMS, cont.			Revenue Over/(Under) Expenses
			Expenditures
			Revenues
DI #	W&R-CSWP-2	Services from county agencies and supplies & expenses budgets	
DEPT		Increase facilities maintenance, supplies and expenses budgets.	\$7,000   \$0   (\$7,000)
EXEC		Approved as Requested	\$0   \$0   \$0
ADOPTED		Approved as Recommended	\$0   \$0   \$0
		NET DI # W&R-CSWP-2	\$7,000   \$0   (\$7,000)
DI #	W&R-CSWP-3	Hazardous waste disposal costs budget	
DEPT		Increase hazardous waste disposal cost budget	\$10,000   \$0   (\$10,000)
EXEC		Approved as Requested	\$0   \$0   \$0
ADOPTED		Approved as Recommended	\$0   \$0   \$0
		NET DI # W&R-CSWP-3	\$10,000   \$0   (\$10,000)
DI #	W&R-CSWP-4	Personnel Cost Changes	
DEPT			\$0   \$0   \$0
EXEC		Adjust personnel costs to reflect a 4.5% cost of living increase for County employees in 2024. Also, adjust personnel costs to reflect new retirement (WRS) rates and negotiated handbook changes in effect for 2024.	\$7,700   \$0   (\$7,700)
ADOPTED		Approved as Recommended	\$0   \$0   \$0
		NET DI # W&R-CSWP-4	\$7,700   \$0   (\$7,700)
<b>2024 ADOPTED BUDGET</b>			<b>\$656,410   \$309,000   (\$347,410)</b>

Dept:	Waste & Renewables	89	COUNTY OF DANE			Fund Name:	Methane Gas	
Prgm:	Methane Gas Operations	430/00				Fund No:	4510	
<b>Mission:</b>								
To provide an efficient and cost effective methane gas operation program which protects the environment, conserves natural resources and converts the methane gas by-product of the landfill operations to saleable electricity and renewable natural gas.								
<b>Description:</b>								
The Methane Gas Operations program is responsible for the operation and maintenance of the gas extraction and recovery systems at the County landfill sites, as well as the sale of electricity and gas generated by them .								
	Actual 2022	Adopted 2023	2022 Carry Forward	Board Transfers	Budget As Modified	2023 YTD	Estimated 2023	Executive Recommended
<b>PROGRAM EXPENDITURES</b>								
Personnel Costs	\$406,782	\$1,589,380	\$0	\$0	\$1,589,380	\$331,280	\$1,466,299	\$1,886,700
Operating Expenses	\$5,935,194	\$11,073,288	\$218,444	\$0	\$11,291,732	\$1,718,285	\$11,339,887	\$11,218,860
Contractual Services	\$1,906,580	\$1,950,900	\$116,915	\$0	\$2,067,815	\$437,763	\$2,067,815	\$1,990,700
Operating Capital	\$0	\$0	\$0	\$0	\$0	\$0	\$0	\$0
<b>TOTAL</b>	<b>\$8,248,556</b>	<b>\$14,613,568</b>	<b>\$335,359</b>	<b>\$0</b>	<b>\$14,948,927</b>	<b>\$2,487,328</b>	<b>\$14,874,001</b>	<b>\$15,096,260</b>
<b>PROGRAM REVENUE</b>								
Taxes	\$0	\$0	\$0	\$0	\$0	\$0	\$0	\$0
Intergovernmental Revenue	\$0	\$0	\$0	\$0	\$0	\$0	\$0	\$0
Licenses & Permits	\$0	\$0	\$0	\$0	\$0	\$0	\$0	\$0
Fines, Forfeits & Penalties	\$0	\$0	\$0	\$0	\$0	\$0	\$0	\$0
Public Charges for Services	\$12,671,867	\$11,395,000	\$0	\$0	\$11,395,000	\$3,489,274	\$11,408,733	\$11,745,000
Miscellaneous	\$112,798	\$2,000	\$0	\$0	\$2,000	\$167,018	\$167,019	\$2,000
Other Financing Sources	\$0	\$5,043,596	\$0	\$0	\$5,043,596	\$0	\$5,043,596	\$5,085,368
<b>TOTAL</b>	<b>\$12,784,666</b>	<b>\$16,440,596</b>	<b>\$0</b>	<b>\$0</b>	<b>\$16,440,596</b>	<b>\$3,656,292</b>	<b>\$16,619,348</b>	<b>\$16,832,368</b>
<b>REVENUE OVER/(UNDER) EXPENSES</b>	<b>\$4,536,110</b>	<b>\$1,827,028</b>			<b>\$1,491,669</b>			<b>\$1,736,108</b>
F.T.E. STAFF	7.000	12.000					12.000	13.000

<b>Dept:</b> Waste & Renewables	89	<b>Fund Name:</b> Methane Gas
<b>Prgm:</b> Methane Gas Operations	430/00	<b>Fund No.:</b> 4510

DI#	2024 Base	Net Decision Items							2024 Adopted Budget
		01	02	03	04	05	06	07	
<b>PROGRAM EXPENDITURES</b>									
Personnel Costs	\$1,687,800	\$139,600	\$0	\$0	\$0	\$59,300	\$0	\$0	\$1,886,700
Operating Expenses	\$11,111,293	\$0	\$103,800	\$0	\$0	\$0	\$3,767	\$0	\$11,218,860
Contractual Services	\$1,895,700	\$0	\$0	\$95,000	\$0	\$0	\$0	\$0	\$1,990,700
Operating Capital	\$0	\$0	\$0	\$0	\$0	\$0	\$0	\$0	\$0
<b>TOTAL</b>	<b>\$14,694,793</b>	<b>\$139,600</b>	<b>\$103,800</b>	<b>\$95,000</b>	<b>\$0</b>	<b>\$59,300</b>	<b>\$3,767</b>	<b>\$0</b>	<b>\$15,096,260</b>
<b>PROGRAM REVENUE</b>									
Taxes	\$0	\$0	\$0	\$0	\$0	\$0	\$0	\$0	\$0
Intergovernmental Revenue	\$0	\$0	\$0	\$0	\$0	\$0	\$0	\$0	\$0
Licenses & Permits	\$0	\$0	\$0	\$0	\$0	\$0	\$0	\$0	\$0
Fines, Forfeits & Penalties	\$0	\$0	\$0	\$0	\$0	\$0	\$0	\$0	\$0
Public Charges for Services	\$11,395,000	\$0	\$0	\$0	\$350,000	\$0	\$0	\$0	\$11,745,000
Miscellaneous	\$2,000	\$0	\$0	\$0	\$0	\$0	\$0	\$0	\$2,000
Other Financing Sources	\$5,081,601	\$0	\$0	\$0	\$0	\$0	\$3,767	\$0	\$5,085,368
<b>TOTAL</b>	<b>\$16,478,601</b>	<b>\$0</b>	<b>\$0</b>	<b>\$0</b>	<b>\$350,000</b>	<b>\$0</b>	<b>\$3,767</b>	<b>\$0</b>	<b>\$16,832,368</b>
<b>REVENUE OVER/(UNDER) EXPENSES</b>	<b>\$1,783,808</b>	<b>(\$139,600)</b>	<b>(\$103,800)</b>	<b>(\$95,000)</b>	<b>\$350,000</b>	<b>(\$59,300)</b>	<b>\$0</b>	<b>\$0</b>	<b>\$1,736,108</b>
<b>F.T.E. STAFF</b>	<b>12.000</b>	<b>1.000</b>	<b>0.000</b>	<b>0.000</b>	<b>0.000</b>	<b>0.000</b>	<b>0.000</b>	<b>0.000</b>	<b>13.000</b>

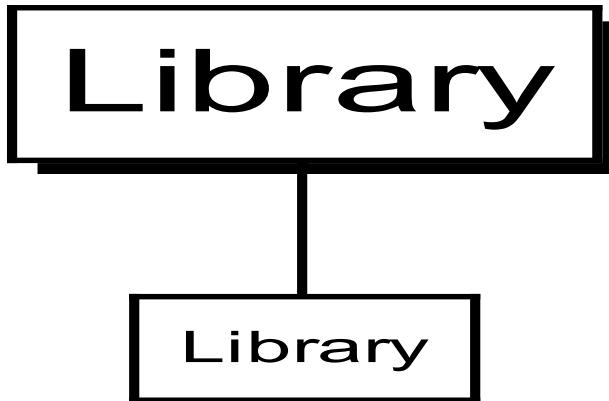
<b>NARRATIVE INFORMATION ABOUT DECISION ITEMS</b>		Expenditures	Revenue	Revenue Over/(Under) Expenses
<b>2024 BUDGET BASE</b>		\$14,694,793	\$16,478,601	\$1,783,808
DI #	W&R-MGO-1 Personnel services budget changes			
DEPT	Salary and wages and protective wear budget changes.	\$139,600	\$0	(\$139,600)
EXEC	Approved as Requested	\$0	\$0	\$0
ADOPTED	Approved as Recommended	\$0	\$0	\$0
<b>NET DI # W&amp;R-MGO-1</b>		<b>\$139,600</b>	<b>\$0</b>	<b>(\$139,600)</b>

Dept: Waste & Renewables		89	Fund Name: Methane Gas		
Prgm: Methane Gas Operations		430/00	Fund No.: 4510		
NARRATIVE INFORMATION ABOUT DECISION ITEMS, cont.			Expenditures	Revenues	Revenue Over/(Under) Expenses
DI #	W&R-MGO-2	Operating expense budget changes			
DEPT	Salary and wages, Protective wear, Automated Gas Well Controls, CMMS program costs, Consumables, Spare parts, Conferences and training, Equipment rentals, Offloading expenses, RNG Plant media, SITE 2 RNG operations, Services from county agencies, Site 1 Operation – major repairs, Supplies and expenses, Fuel and Oil, Heat capture expenses, Utilities budget changes.		\$103,800	\$0	(\$103,800)
EXEC	Approved as Requested		\$0	\$0	\$0
ADOPTED	Approved as Recommended		\$0	\$0	\$0
NET DI # W&R-MGO-2			\$103,800	\$0	(\$103,800)
DI #	W&R-MGO-3	Contractual expenses			
DEPT	Engineering services, Compliance consulting services, and Maintenance services budget changes		\$95,000	\$0	(\$95,000)
EXEC	Approved as Requested		\$0	\$0	\$0
ADOPTED	Approved as Recommended		\$0	\$0	\$0
NET DI # W&R-MGO-3			\$95,000	\$0	(\$95,000)
DI #	W&R-MGO-4	Revenue budget changes			
DEPT	Offloading revenue, sale of gas credits (RINS), sale of gas budget changes.		\$0	\$350,000	\$350,000
EXEC	Approved as Requested		\$0	\$0	\$0
ADOPTED	Approved as Recommended		\$0	\$0	\$0
NET DI # W&R-MGO-4			\$0	\$350,000	\$350,000

<b>Dept:</b>	Waste & Renewables	89	<b>Fund Name:</b>	Methane Gas
<b>Prgm:</b>	Methane Gas Operations	430/00	<b>Fund No.:</b>	4510

<b>NARRATIVE INFORMATION ABOUT DECISION ITEMS, cont.</b>			Expenditures	Revenues	Revenue Over/(Under) Expenses
DI #	W&R-MGO-5	Personnel Cost Changes			
DEPT			\$0	\$0	\$0
EXEC	Adjust personnel costs to reflect a 4.5% cost of living increase for County employees in 2024. Also, adjust personnel costs to reflect new retirement (WRS) rates and negotiated handbook changes in effect for 2024.		\$59,300	\$0	(\$59,300)
ADOPTED	Approved as Recommended		\$0	\$0	\$0
NET DI #			\$59,300	\$0	(\$59,300)
DI #	W&R-MGO-6	Debt Service			
DEPT			\$0	\$0	\$0
EXEC	Modify expenditures and revenues to reflect final calculation of 2024 County debt service.		\$3,767	\$3,767	\$0
ADOPTED	Approved as Recommended		\$0	\$0	\$0
NET DI #			\$3,767	\$3,767	\$0

<b>2024 ADOPTED BUDGET</b>	\$15,096,260	\$16,832,368	\$1,736,108
----------------------------	--------------	--------------	-------------



Division/Program	FTE	Expenditures	Program Specific Revenues	Tax Levy Support
<b>Library</b>	<b>9.800</b>	<b>\$7,677,133</b>	<b>\$862,080</b>	<b>\$6,815,053 Appropriation</b>

<b>Dept:</b> Library	68	<b>COUNTY OF DANE</b>	<b>Fund Name:</b> Library
<b>Prgm:</b> Library	000/00		<b>Fund No:</b> 2410

Mission:

Dane County Library Service guarantees equitable access to library service for all Dane County residents.

Description:

DCLS offers a range of library services to all residents of towns and villages upon which the county library tax is levied. These residents are free to use any municipal public library through a system of reimbursement contracts. The Bookmobile provides mobile library service to 16 communities with weekly service, as well as a dynamic Summer Reading Program. Daily delivery service to municipal libraries is provided through South Central Library System. Delivery costs are managed and billed to Dane County libraries through DCLS. Specialized Outreach programs provide age-appropriate books and curriculum kits to children enrolled in licensed and registered daycare through a partnership with those providers. DCLS Outreach coordinates services and library material delivery to residents of senior living facilities, residential care facilities, and patrons who cannot leave their homes. County residents have remote access to a rich collection of electronic resources including downloadable audio and ebooks. The Dream Bus provides mobile services to isolated urban areas. These services are reimbursed by the municipal bodies that receive them.

	Actual 2022	Adopted 2023	2022 Carry Forward	Board Transfers	Budget As Modified	2023 YTD	Estimated 2023	Executive Recommended
<b>PROGRAM EXPENDITURES</b>								
Personnel Costs	\$883,560	\$1,167,000	\$0	\$0	\$1,167,000	\$291,707	\$1,084,668	\$1,238,600
Operating Expenses	\$273,690	\$267,873	\$79,092	\$0	\$346,965	\$80,397	\$347,787	\$337,947
Contractual Services	\$5,508,402	\$5,502,250	\$0	\$0	\$5,502,250	\$440,242	\$5,502,250	\$6,100,586
Operating Capital	\$0	\$0	\$0	\$0	\$0	\$0	\$0	\$0
<b>TOTAL</b>	<b>\$6,665,652</b>	<b>\$6,937,123</b>	<b>\$79,092</b>	<b>\$0</b>	<b>\$7,016,215</b>	<b>\$812,345</b>	<b>\$6,934,705</b>	<b>\$7,677,133</b>
<b>PROGRAM REVENUE</b>								
Taxes	\$0	\$0	\$0	\$0	\$0	\$0	\$0	\$0
Intergovernmental Revenue	\$645,274	\$671,280	\$0	\$0	\$671,280	\$1,546	\$671,280	\$783,280
Licenses & Permits	\$0	\$0	\$0	\$0	\$0	\$0	\$0	\$0
Fines, Forfeits & Penalties	\$0	\$0	\$0	\$0	\$0	\$0	\$0	\$0
Public Charges for Services	\$77,070	\$91,800	\$0	\$0	\$91,800	\$92	\$91,800	\$78,800
Miscellaneous	\$0	\$0	\$0	\$0	\$0	\$0	\$0	\$0
Other Financing Sources	\$0	\$0	\$0	\$0	\$0	\$0	\$0	\$0
<b>TOTAL</b>	<b>\$722,344</b>	<b>\$763,080</b>	<b>\$0</b>	<b>\$0</b>	<b>\$763,080</b>	<b>\$1,638</b>	<b>\$763,080</b>	<b>\$862,080</b>
<b>TAX LEVY SUPPORT</b>	<b>\$5,943,308</b>	<b>\$6,174,043</b>			<b>\$6,253,135</b>			<b>\$6,815,053</b>
F.T.E. STAFF	9.300	9.800					9.800	9.800

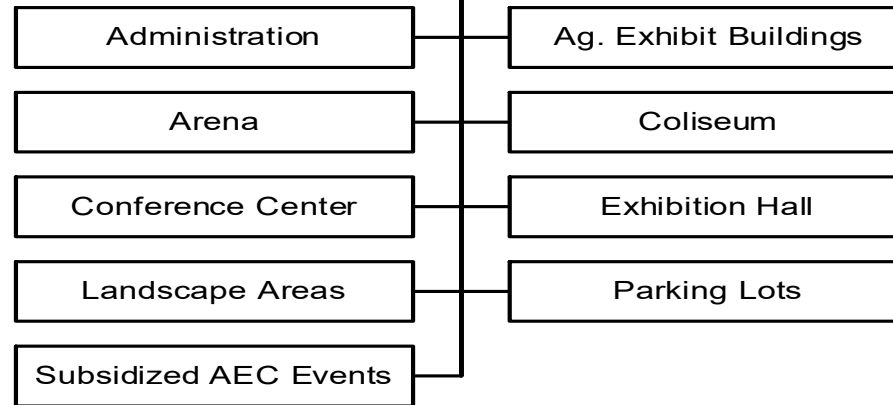


Dept: Library		68							Fund Name: Library	
Prgrm: Library		000/00							Fund No.: 2410	
DI#	2024 Base	Net Decision Items							2024 Adopted Budget	
		01	02	03	04	05	06	07		
<b>PROGRAM EXPENDITURES</b>										
Personnel Costs	\$1,188,900	\$49,700	\$0	\$0	\$0	\$0	\$0	\$0	\$1,238,600	
Operating Expenses	\$335,623	\$0	(\$676)	\$0	\$0	\$0	\$0	\$3,000	\$337,947	
Contractual Services	\$5,496,850	\$9,600	\$29,736	\$441,200	\$123,200	\$0	\$0	\$0	\$6,100,586	
Operating Capital	\$0	\$0	\$0	\$0	\$0	\$0	\$0	\$0	\$0	
<b>TOTAL</b>	<b>\$7,021,373</b>	<b>\$59,300</b>	<b>\$29,060</b>	<b>\$441,200</b>	<b>\$123,200</b>	<b>\$0</b>	<b>\$0</b>	<b>\$3,000</b>	<b>\$7,677,133</b>	
<b>PROGRAM REVENUE</b>										
Taxes	\$0	\$0	\$0	\$0	\$0	\$0	\$0	\$0	\$0	
Intergovernmental Revenue	\$671,280	\$0	\$700	\$45,900	\$52,200	\$13,200	\$0	\$0	\$783,280	
Licenses & Permits	\$0	\$0	\$0	\$0	\$0	\$0	\$0	\$0	\$0	
Fines, Forfeits & Penalties	\$0	\$0	\$0	\$0	\$0	\$0	\$0	\$0	\$0	
Public Charges for Services	\$91,800	\$0	\$0	\$0	\$0	\$0	(\$16,000)	\$3,000	\$78,800	
Miscellaneous	\$0	\$0	\$0	\$0	\$0	\$0	\$0	\$0	\$0	
Other Financing Sources	\$0	\$0	\$0	\$0	\$0	\$0	\$0	\$0	\$0	
<b>TOTAL</b>	<b>\$763,080</b>	<b>\$0</b>	<b>\$700</b>	<b>\$45,900</b>	<b>\$52,200</b>	<b>\$13,200</b>	<b>(\$16,000)</b>	<b>\$3,000</b>	<b>\$862,080</b>	
<b>TAX LEVY SUPPORT</b>	<b>\$6,258,293</b>	<b>\$59,300</b>	<b>\$28,360</b>	<b>\$395,300</b>	<b>\$71,000</b>	<b>(\$13,200)</b>	<b>\$16,000</b>	<b>\$0</b>	<b>\$6,815,053</b>	
<b>F.T.E. STAFF</b>	<b>9.800</b>	<b>0.000</b>	<b>0.000</b>	<b>0.000</b>	<b>0.000</b>	<b>0.000</b>	<b>0.000</b>	<b>0.000</b>	<b>9.800</b>	
<b>NARRATIVE INFORMATION ABOUT DECISION ITEMS</b>							<b>Expenditures</b>	<b>Revenue</b>	<b>Tax Levy Support</b>	
<b>2024 BUDGET BASE</b>							\$7,021,373	\$763,080	\$6,258,293	
DI #	LBRY-LBRY-1 South Central Delivery Service									
DEPT	SCLS Delivery Service to Dane County libraries is increasing by \$9,600. Each library's portion of delivery is deducted from their annual operational reimbursement revenue.						\$9,600	\$0	\$9,600	
EXEC	Approve as requested. Also, adjust personnel costs to reflect a 4.5% cost of living increase for County employees in 2024. Also, adjust personnel costs to reflect new retirement (WRS) rates and negotiated handbook changes in effect for 2024.						\$49,700	\$0	\$49,700	
ADOPTED	Approved as Recommended						\$0	\$0	\$0	
<b>NET DI # LBRY-LBRY-1</b>							<b>\$59,300</b>	<b>\$0</b>	<b>\$59,300</b>	

Dept: Library		68	Fund Name: Library		
Prgm: Library		000/00	Fund No.: 2410		
NARRATIVE INFORMATION ABOUT DECISION ITEMS, cont.			Expenditures	Revenues	Tax Levy Support
DI #	LBRY-LBRY-2	Adjacent County Library Reimbursement			
DEPT	Reimbursements for library service across the Dane County border.		\$22,000	\$700	\$21,300
EXEC	Approve as requested. Also, modify expenditures and revenues to reflect final calculation of 2024 County debt service. Modify expenditures to reflect receipt of County's most recently completed Indirect Cost Allocation Plan.		\$7,060	\$0	\$7,060
ADOPTED	Approved as Recommended		\$0	\$0	\$0
NET DI # LBRY-LBRY-2			\$29,060	\$700	\$28,360
DI #	LBRY-LBRY-3	Operational reimbursement to Dane County Libraries			
DEPT	Operational reimbursement to Dane County Libraries for service to County residents.		\$441,200	\$45,900	\$395,300
EXEC	Approved as Requested		\$0	\$0	\$0
ADOPTED	Approved as Recommended		\$0	\$0	\$0
NET DI # LBRY-LBRY-3			\$441,200	\$45,900	\$395,300
DI #	LBRY-LBRY-4	Payment to Libraries for Facility use			
DEPT	The County reimburses libraries in Dane County for use of facilities by residents who do not have local libraries.		\$123,200	\$52,200	\$71,000
EXEC	Approved as Requested		\$0	\$0	\$0
ADOPTED	Approved as Recommended		\$0	\$0	\$0
NET DI # LBRY-LBRY-4			\$123,200	\$52,200	\$71,000

Dept: Library		68	Fund Name: Library		
Prgm: Library		000/00	Fund No.: 2410		
NARRATIVE INFORMATION ABOUT DECISION ITEMS, cont.			Expenditures	Revenues	Tax Levy Support
DI #	LBRY-LBRY-5	Readmobile/Dream Bus revenue Madison Public Library Foundation			
DEPT		Increase in reimbursement from MPL Foundation for Dream Bus services.	\$0	\$13,200	(\$13,200)
EXEC		Approved as Requested	\$0	\$0	\$0
ADOPTED		Approved as Recommended	\$0	\$0	\$0
NET DI # LBRY-LBRY-5			\$0	\$13,200	(\$13,200)
DI #	LBRY-LBRY-6	Beyond the Page revenue			
DEPT		Beyond the Page revenue/reimbursement to County	\$0	(\$16,000)	\$16,000
EXEC		Approved as Requested	\$0	\$0	\$0
ADOPTED		Approved as Recommended	\$0	\$0	\$0
NET DI # LBRY-LBRY-6			\$0	(\$16,000)	\$16,000
DI #	LBRY-LBRY-7	Donations increase			
DEPT		Increase of \$3,000 expected for donations.	\$3,000	\$3,000	\$0
EXEC		Approved as Requested	\$0	\$0	\$0
ADOPTED		Approved as Recommended	\$0	\$0	\$0
NET DI # LBRY-LBRY-7			\$3,000	\$3,000	\$0
<b>2024 ADOPTED BUDGET</b>			<b>\$7,677,133</b>	<b>\$862,080</b>	<b>\$6,815,053</b>

# Alliant Energy Center of Dane County



Division/Program	FTE	Expenditures	Program Specific Revenues	Revenue Over/(Under) Expenses
Administration	17.000	\$2,584,700	\$467,000	(\$2,117,700)
Coliseum	5.200	\$1,783,800	\$1,121,700	(\$662,100)
Exhibition Hall	7.700	\$1,880,900	\$3,944,400	\$2,063,500
Conference Center	10.500	\$1,267,500	\$231,200	(\$1,036,300)
Arena	0.100	\$119,900	\$182,500	\$62,600
Agricultural Exhibit Buildings	0.900	\$767,500	\$900,400	\$132,900
Parking Lots	0.400	\$605,700	\$145,100	(\$460,600)
Landscape Areas	1.200	\$263,000	\$296,500	\$33,500
<b>Alliant Energy Center of Dane County</b>	<b>43.000</b>	<b>\$9,273,000</b>	<b>\$7,288,800</b>	<b>(\$1,984,200) Appropriation</b>

Division/Program	FTE	Expenditures	Program Specific Revenues	General Purpose Revenues
<b>County Subsidized Alliant Energy Center Events</b>	<b>0.000</b>	<b>\$104,122</b>	<b>\$0</b>	<b>\$104,122 Appropriation</b>

<b>Alliant Energy Center of Dane County - Total</b>	<b>43.000</b>	<b>\$9,377,122</b>	<b>\$7,288,800</b>	<b>\$2,088,322 Memo Total</b>
---	---------------	--------------------	--------------------	-------------------------------

Dept:	Alliant Energy Center of Dane County	92	COUNTY OF DANE			Fund Name:	General Fund	
Prgm:	Administration	110/00				Fund No:	1110	
<b>Mission:</b>								
The Alliant Energy Center will effectively and efficiently meet the public assembly needs of all Dane County to do business, pursue recreation, be entertained, and otherwise gather for purposes positively beneficial to life in the County of Dane, WI.								
<b>Description:</b>								
The Alliant Energy Center complex encompasses over 160 acres of land, a variety of multi-purpose buildings and paved parking for over 5,800 cars. The Center provides a variety of activities for the citizens of Dane County, the State of Wisconsin, and neighboring states. Events include conventions, consumer shows, amateur sports, concerts, family shows, trade shows, agricultural events, youth hockey events, outdoor festivals, banquets, retail sales, and other activities such as the World Dairy Expo, The Midwest Horse Fair, and the Dane County Fair. Annual attendance at Center activities is approximately 1 million people. The Administration of the Center includes Event Service & Operations Service; Sales, Promotions and Public Relations; General Administration; and Physical Plant divisions. Approximately 12% of the Center's Administration expense budget is indirect charges from the Dane County General Fund. Expenses associated with 7,400 square feet of the Center's Administration Building are included in this cost center.								
	Actual 2022	Adopted 2023	2022 Carry Forward	Board Transfers	Budget As Modified	2023 YTD	Estimated 2023	Executive Recommended
<b>PROGRAM EXPENDITURES</b>								
Personnel Costs	\$1,372,191	\$1,959,300	\$0	\$0	\$1,959,300	\$603,078	\$2,191,160	\$2,316,700
Operating Expenses	\$559,489	\$145,900	\$39,136	\$0	\$185,036	\$41,682	\$194,545	\$145,900
Contractual Services	\$514,619	\$122,400	\$0	\$0	\$122,400	\$108,769	\$122,747	\$122,100
Operating Capital	\$0	\$0	\$0	\$0	\$0	\$0	\$0	\$0
<b>TOTAL</b>	<b>\$2,446,299</b>	<b>\$2,227,600</b>	<b>\$39,136</b>	<b>\$0</b>	<b>\$2,266,736</b>	<b>\$753,529</b>	<b>\$2,508,452</b>	<b>\$2,584,700</b>
<b>PROGRAM REVENUE</b>								
Taxes	\$0	\$0	\$0	\$0	\$0	\$0	\$0	\$0
Intergovernmental Revenue	\$0	\$0	\$0	\$0	\$0	\$0	\$0	\$0
Licenses & Permits	\$0	\$0	\$0	\$0	\$0	\$0	\$0	\$0
Fines, Forfeits & Penalties	\$0	\$0	\$0	\$0	\$0	\$0	\$0	\$0
Public Charges for Services	\$477,776	\$466,900	\$0	\$0	\$466,900	\$0	\$466,900	\$466,900
Miscellaneous	\$26,118	\$100	\$0	\$0	\$100	\$521	\$622	\$100
Other Financing Sources	\$0	\$0	\$0	\$0	\$0	\$0	\$0	\$0
<b>TOTAL</b>	<b>\$503,894</b>	<b>\$467,000</b>	<b>\$0</b>	<b>\$0</b>	<b>\$467,000</b>	<b>\$521</b>	<b>\$467,522</b>	<b>\$467,000</b>
<b>REVENUE OVER/(UNDER) EXPENSES</b>	<b>(\$1,942,405)</b>	<b>(\$1,760,600)</b>			<b>(\$1,799,736)</b>			<b>(\$2,117,700)</b>
F.T.E. STAFF	15.000	17.000					17.000	17.000

<b>Dept:</b> Alliant Energy Center of Dane County	92	<b>Fund Name:</b> General Fund
<b>Prgm:</b> Administration	110/00	<b>Fund No.:</b> 1110

DI#	2024 Base	Net Decision Items							2024 Adopted Budget	
		01	02	03	04	05	06	07		
<b>PROGRAM EXPENDITURES</b>										
Personnel Costs	\$2,227,400	\$89,300	\$0	\$0	\$0	\$0	\$0	\$0	\$0	\$2,316,700
Operating Expenses	\$145,900	\$0	\$0	\$0	\$0	\$0	\$0	\$0	\$0	\$145,900
Contractual Services	\$122,100	\$0	\$0	\$0	\$0	\$0	\$0	\$0	\$0	\$122,100
Operating Capital	\$0	\$0	\$0	\$0	\$0	\$0	\$0	\$0	\$0	\$0
<b>TOTAL</b>	<b>\$2,495,400</b>	<b>\$89,300</b>	<b>\$0</b>	<b>\$0</b>	<b>\$0</b>	<b>\$0</b>	<b>\$0</b>	<b>\$0</b>	<b>\$0</b>	<b>\$2,584,700</b>
<b>PROGRAM REVENUE</b>										
Taxes	\$0	\$0	\$0	\$0	\$0	\$0	\$0	\$0	\$0	\$0
Intergovernmental Revenue	\$0	\$0	\$0	\$0	\$0	\$0	\$0	\$0	\$0	\$0
Licenses & Permits	\$0	\$0	\$0	\$0	\$0	\$0	\$0	\$0	\$0	\$0
Fines, Forfeits & Penalties	\$0	\$0	\$0	\$0	\$0	\$0	\$0	\$0	\$0	\$0
Public Charges for Services	\$466,900	\$0	\$0	\$0	\$0	\$0	\$0	\$0	\$0	\$466,900
Miscellaneous	\$100	\$0	\$0	\$0	\$0	\$0	\$0	\$0	\$0	\$100
Other Financing Sources	\$0	\$0	\$0	\$0	\$0	\$0	\$0	\$0	\$0	\$0
<b>TOTAL</b>	<b>\$467,000</b>	<b>\$0</b>	<b>\$0</b>	<b>\$0</b>	<b>\$0</b>	<b>\$0</b>	<b>\$0</b>	<b>\$0</b>	<b>\$0</b>	<b>\$467,000</b>
<b>REVENUE OVER/(UNDER) EXPENSES</b>	<b>(\$2,028,400)</b>	<b>(\$89,300)</b>	<b>\$0</b>	<b>\$0</b>	<b>\$0</b>	<b>\$0</b>	<b>\$0</b>	<b>\$0</b>	<b>\$0</b>	<b>(\$2,117,700)</b>
<b>F.T.E. STAFF</b>	<b>17.000</b>	<b>0.000</b>	<b>0.000</b>	<b>0.000</b>	<b>0.000</b>	<b>0.000</b>	<b>0.000</b>	<b>0.000</b>	<b>0.000</b>	<b>17.000</b>

<b>NARRATIVE INFORMATION ABOUT DECISION ITEMS</b>			Expenditures	Revenue	Revenue Over/(Under) Expenses
<b>2024 BUDGET BASE</b>			\$2,495,400	\$467,000	(\$2,028,400)
DI #	AEC-ADMN-1	Personnel Cost Changes	\$0	\$0	\$0
DEPT					
EXEC	Adjust personnel costs to reflect a 4.5% cost of living increase for County employees in 2024. Also, adjust personnel costs to reflect new retirement (WRS) rates and negotiated handbook changes in effect for 2024.		\$89,300	\$0	(\$89,300)
ADOPTED	Approved as Recommended		\$0	\$0	\$0
NET DI # AEC-ADMN-1			\$89,300	\$0	(\$89,300)
<b>2024 ADOPTED BUDGET</b>			<b>\$2,584,700</b>	<b>\$467,000</b>	<b>(\$2,117,700)</b>

Dept:	Alliant Energy Center of Dane County	92	COUNTY OF DANE			Fund Name:	General Fund		
Prgm:	Coliseum	508/00				Fund No:	1110		
<b>Mission:</b>									
The Alliant Energy Center will effectively and efficiently meet the public assembly needs of all Dane County to do business, pursue recreation, be entertained, and otherwise gather for purposes positively beneficial to life in the County of Dane, WI.									
<b>Description:</b>									
The Veterans Memorial Coliseum is a multi-purpose arena with 7,700 permanent seats and a capacity of 10,200. The Coliseum cost center identifies by category the direct revenue and expenses for the facility. Activities and functions conducted in the Coliseum include sporting & entertainment events, touring trade shows, conventions, motor sports events, consumer expositions, major livestock events, concerts, and retail sales events.									
	Actual 2022	Adopted 2023	2022 Carry Forward	Board Transfers	Budget As Modified	2023 YTD	Estimated 2023	Executive Recommended	
<b>PROGRAM EXPENDITURES</b>									
Personnel Costs	\$663,552	\$698,200	\$0	\$0	\$698,200	\$176,196	\$712,843	\$689,400	
Operating Expenses	\$864,056	\$681,000	\$17,313	\$0	\$698,313	\$188,724	\$700,210	\$681,000	
Contractual Services	\$489,026	\$314,100	\$0	\$0	\$314,100	\$159,432	\$314,100	\$311,100	
Operating Capital	\$0	\$0	\$30,000	\$0	\$30,000	\$30,000	\$30,000	\$0	
<b>TOTAL</b>	<b>\$2,016,634</b>	<b>\$1,693,300</b>	<b>\$47,313</b>	<b>\$0</b>	<b>\$1,740,613</b>	<b>\$554,352</b>	<b>\$1,757,153</b>	<b>\$1,681,500</b>	
<b>PROGRAM REVENUE</b>									
Taxes	\$0	\$0	\$0	\$0	\$0	\$0	\$0	\$0	
Intergovernmental Revenue	\$16,638	\$18,200	\$0	\$0	\$18,200	\$2,329	\$18,200	\$18,200	
Licenses & Permits	\$0	\$0	\$0	\$0	\$0	\$0	\$0	\$0	
Fines, Forfeits & Penalties	\$0	\$0	\$0	\$0	\$0	\$0	\$0	\$0	
Public Charges for Services	\$1,746,899	\$1,172,300	\$0	\$0	\$1,172,300	\$313,720	\$1,212,300	\$1,072,300	
Miscellaneous	\$165,649	\$31,200	\$0	\$0	\$31,200	\$10,416	\$31,200	\$31,200	
Other Financing Sources	\$0	\$0	\$0	\$0	\$0	\$0	\$0	\$0	
<b>TOTAL</b>	<b>\$1,929,186</b>	<b>\$1,221,700</b>	<b>\$0</b>	<b>\$0</b>	<b>\$1,221,700</b>	<b>\$326,465</b>	<b>\$1,261,700</b>	<b>\$1,121,700</b>	
<b>REVENUE OVER/(UNDER) EXPENSES</b>	<b>(\$87,448)</b>	<b>(\$471,600)</b>			<b>(\$518,913)</b>			<b>(\$559,800)</b>	
F.T.E. STAFF	2.800	3.200					3.200	3.200	

<b>Dept:</b> Alliant Energy Center of Dane County	92	<b>Fund Name:</b> General Fund
<b>Prgm:</b> Coliseum	508/00	<b>Fund No.:</b> 1110

DI#	2024 Base	Net Decision Items							2024 Adopted Budget	
		01	02	03	04	05	06	07		
<b>PROGRAM EXPENDITURES</b>										
Personnel Costs	\$689,400	\$0	\$102,300	\$0	\$0	\$0	\$0	\$0	\$0	\$791,700
Operating Expenses	\$681,000	\$0	\$0	\$0	\$0	\$0	\$0	\$0	\$0	\$681,000
Contractual Services	\$311,100	\$0	\$0	\$0	\$0	\$0	\$0	\$0	\$0	\$311,100
Operating Capital	\$0	\$0	\$0	\$0	\$0	\$0	\$0	\$0	\$0	\$0
<b>TOTAL</b>	<b>\$1,681,500</b>	<b>\$0</b>	<b>\$102,300</b>	<b>\$0</b>	<b>\$0</b>	<b>\$0</b>	<b>\$0</b>	<b>\$0</b>	<b>\$0</b>	<b>\$1,783,800</b>
<b>PROGRAM REVENUE</b>										
Taxes	\$0	\$0	\$0	\$0	\$0	\$0	\$0	\$0	\$0	\$0
Intergovernmental Revenue	\$18,200	\$0	\$0	\$0	\$0	\$0	\$0	\$0	\$0	\$18,200
Licenses & Permits	\$0	\$0	\$0	\$0	\$0	\$0	\$0	\$0	\$0	\$0
Fines, Forfeits & Penalties	\$0	\$0	\$0	\$0	\$0	\$0	\$0	\$0	\$0	\$0
Public Charges for Services	\$1,172,300	(\$100,000)	\$0	\$0	\$0	\$0	\$0	\$0	\$0	\$1,072,300
Miscellaneous	\$31,200	\$0	\$0	\$0	\$0	\$0	\$0	\$0	\$0	\$31,200
Other Financing Sources	\$0	\$0	\$0	\$0	\$0	\$0	\$0	\$0	\$0	\$0
<b>TOTAL</b>	<b>\$1,221,700</b>	<b>(\$100,000)</b>	<b>\$0</b>	<b>\$0</b>	<b>\$0</b>	<b>\$0</b>	<b>\$0</b>	<b>\$0</b>	<b>\$0</b>	<b>\$1,121,700</b>
<b>REVENUE OVER/(UNDER) EXPENSES</b>	<b>(\$459,800)</b>	<b>(\$100,000)</b>	<b>(\$102,300)</b>	<b>\$0</b>	<b>\$0</b>	<b>\$0</b>	<b>\$0</b>	<b>\$0</b>	<b>\$0</b>	<b>(\$662,100)</b>
<b>F.T.E. STAFF</b>	<b>3.200</b>	<b>0.000</b>	<b>2.000</b>	<b>0.000</b>	<b>0.000</b>	<b>0.000</b>	<b>0.000</b>	<b>0.000</b>	<b>0.000</b>	<b>5.200</b>

<b>NARRATIVE INFORMATION ABOUT DECISION ITEMS</b>			Expenditures	Revenue	Revenue Over/(Under) Expenses
<b>2024 BUDGET BASE</b>			\$1,681,500	\$1,221,700	(\$459,800)
DI #	AEC-COLS-1	Loss of Crossfit Revenue			
DEPT	Crossfit will not come to Madison, WI in 2024.		\$0	(\$100,000)	(\$100,000)
EXEC	Approved as Requested		\$0	\$0	\$0
ADOPTED	Approved as Recommended		\$0	\$0	\$0
NET DI # AEC-COLS-1			\$0	(\$100,000)	(\$100,000)
<b>2024 ADOPTED BUDGET</b>			<b>\$1,783,800</b>	<b>\$1,121,700</b>	<b>(\$662,100)</b>



Dept:	Alliant Energy Center of Dane County	92	COUNTY OF DANE			Fund Name:	General Fund	
Prgm:	Exhibition Hall	510/00				Fund No:	1110	
<b>Mission:</b>								
The Alliant Energy Center will effectively and efficiently meet the public assembly needs of all Dane County to do business, pursue recreation, be entertained, and otherwise gather for purposes positively beneficial to life in the County of Dane, WI.								
<b>Description:</b>								
The Exhibition Hall offers 100,000 square feet of continuous floor area plus approximately 30,000 square feet of lobby space. Activities and functions conducted in this facility include conventions, banquets, trade shows, consumer shows, antique shows and a variety of entertainment events such as dances, stage presentations and smaller concerts. Among the events that use the entire Hall are: World Dairy Expo, Midwest Horse Fair, Madison Area Builders Home Show, Deer and Turkey Expo, Dane County RV Show, Quilt Show, Canoecopia, Garden Expo, and Madison Fishing Expo.								
	Actual 2022	Adopted 2023	2022 Carry Forward	Board Transfers	Budget As Modified	2023 YTD	Estimated 2023	Executive Recommended
<b>PROGRAM EXPENDITURES</b>								
Personnel Costs	\$1,061,825	\$1,118,700	\$0	\$0	\$1,118,700	\$497,853	\$1,133,032	\$1,092,100
Operating Expenses	\$823,832	\$703,100	\$37,277	\$0	\$740,377	\$214,567	\$757,992	\$703,100
Contractual Services	\$106,824	\$88,900	\$20,000	\$0	\$108,900	\$17,340	\$108,900	\$85,700
Operating Capital	\$0	\$0	\$280,000	\$0	\$280,000	\$0	\$280,000	\$0
<b>TOTAL</b>	<b>\$1,992,481</b>	<b>\$1,910,700</b>	<b>\$337,277</b>	<b>\$0</b>	<b>\$2,247,977</b>	<b>\$729,759</b>	<b>\$2,279,924</b>	<b>\$1,880,900</b>
<b>PROGRAM REVENUE</b>								
Taxes	\$0	\$0	\$0	\$0	\$0	\$0	\$0	\$0
Intergovernmental Revenue	\$66,550	\$72,800	\$0	\$0	\$72,800	\$9,733	\$72,800	\$72,800
Licenses & Permits	\$0	\$0	\$0	\$0	\$0	\$0	\$0	\$0
Fines, Forfeits & Penalties	\$0	\$0	\$0	\$0	\$0	\$0	\$0	\$0
Public Charges for Services	\$2,773,259	\$3,681,700	\$300,000	\$0	\$3,981,700	\$1,452,519	\$4,044,701	\$3,581,700
Miscellaneous	\$314,880	\$289,900	\$0	\$0	\$289,900	\$67,032	\$290,121	\$289,900
Other Financing Sources	\$0	\$0	\$0	\$0	\$0	\$0	\$0	\$0
<b>TOTAL</b>	<b>\$3,154,689</b>	<b>\$4,044,400</b>	<b>\$300,000</b>	<b>\$0</b>	<b>\$4,344,400</b>	<b>\$1,529,284</b>	<b>\$4,407,622</b>	<b>\$3,944,400</b>
<b>REVENUE OVER/(UNDER) EXPENSES</b>	<b>\$1,162,208</b>	<b>\$2,133,700</b>			<b>\$2,096,423</b>			<b>\$2,063,500</b>
F.T.E. STAFF	6.800	7.700					7.700	7.700

<b>Dept:</b>	Alliant Energy Center of Dane County	92	<b>Fund Name:</b>	General Fund
<b>Prgm:</b>	Exhibition Hall	510/00	<b>Fund No.:</b>	1110

DI#	2024 Base	Net Decision Items							2024 Adopted Budget	
		01	02	03	04	05	06	07		
<b>PROGRAM EXPENDITURES</b>										
Personnel Costs	\$1,092,100	\$0	\$0	\$0	\$0	\$0	\$0	\$0	\$0	\$1,092,100
Operating Expenses	\$703,100	\$0	\$0	\$0	\$0	\$0	\$0	\$0	\$0	\$703,100
Contractual Services	\$85,700	\$0	\$0	\$0	\$0	\$0	\$0	\$0	\$0	\$85,700
Operating Capital	\$0	\$0	\$0	\$0	\$0	\$0	\$0	\$0	\$0	\$0
<b>TOTAL</b>	<b>\$1,880,900</b>	<b>\$0</b>	<b>\$0</b>	<b>\$0</b>	<b>\$0</b>	<b>\$0</b>	<b>\$0</b>	<b>\$0</b>	<b>\$0</b>	<b>\$1,880,900</b>
<b>PROGRAM REVENUE</b>										
Taxes	\$0	\$0	\$0	\$0	\$0	\$0	\$0	\$0	\$0	\$0
Intergovernmental Revenue	\$72,800	\$0	\$0	\$0	\$0	\$0	\$0	\$0	\$0	\$72,800
Licenses & Permits	\$0	\$0	\$0	\$0	\$0	\$0	\$0	\$0	\$0	\$0
Fines, Forfeits & Penalties	\$0	\$0	\$0	\$0	\$0	\$0	\$0	\$0	\$0	\$0
Public Charges for Services	\$3,681,700	(\$100,000)	\$0	\$0	\$0	\$0	\$0	\$0	\$0	\$3,581,700
Miscellaneous	\$289,900	\$0	\$0	\$0	\$0	\$0	\$0	\$0	\$0	\$289,900
Other Financing Sources	\$0	\$0	\$0	\$0	\$0	\$0	\$0	\$0	\$0	\$0
<b>TOTAL</b>	<b>\$4,044,400</b>	<b>(\$100,000)</b>	<b>\$0</b>	<b>\$0</b>	<b>\$0</b>	<b>\$0</b>	<b>\$0</b>	<b>\$0</b>	<b>\$0</b>	<b>\$3,944,400</b>
<b>REVENUE OVER/(UNDER) EXPENSES</b>	<b>\$2,163,500</b>	<b>(\$100,000)</b>	<b>\$0</b>	<b>\$0</b>	<b>\$0</b>	<b>\$0</b>	<b>\$0</b>	<b>\$0</b>	<b>\$0</b>	<b>\$2,063,500</b>
<b>F.T.E. STAFF</b>	<b>7.700</b>	<b>0.000</b>	<b>0.000</b>	<b>0.000</b>	<b>0.000</b>	<b>0.000</b>	<b>0.000</b>	<b>0.000</b>	<b>0.000</b>	<b>7.700</b>

<b>NARRATIVE INFORMATION ABOUT DECISION ITEMS</b>			Expenditures	Revenue	Revenue Over/(Under) Expenses
<b>2024 BUDGET BASE</b>			\$1,880,900	\$4,044,400	\$2,163,500
DI #	AEC-XHAL-1	Loss of Crossfit Revenue			
DEPT	Crossfit will not come to Madison, WI in 2024.		\$0	(\$100,000)	(\$100,000)
EXEC	Approved as Requested		\$0	\$0	\$0
ADOPTED	Approved as Recommended		\$0	\$0	\$0
NET DI # AEC-XHAL-1			\$0	(\$100,000)	(\$100,000)
<b>2024 ADOPTED BUDGET</b>			<b>\$1,880,900</b>	<b>\$3,944,400</b>	<b>\$2,063,500</b>

Dept:	Alliant Energy Center of Dane County	92	COUNTY OF DANE			Fund Name:	General Fund	
Prgm:	Conference Center	512/00				Fund No:	1110	
<b>Mission:</b>								
The Alliant Energy Center will effectively and efficiently meet the public assembly needs of all Dane County to do business, pursue recreation, be entertained, and otherwise gather for purposes positively beneficial to life in the County of Dane, WI.								
<b>Description:</b>								
The Conference Center, which is located within the Exhibition Hall building, includes twelve meeting rooms with moveable walls, a boardroom, upper level lounge, common area atrium, commercial kitchen and a lobby area. Activities and functions conducted in this facility include, banquets, meetings, professional exams, accreditations, receptions, and seminars.								
	Actual 2022	Adopted 2023	2022 Carry Forward	Board Transfers	Budget As Modified	2023 YTD	Estimated 2023	Executive Recommended
<b>PROGRAM EXPENDITURES</b>								
Personnel Costs	\$491,086	\$1,169,300	\$0	\$0	\$1,169,300	\$122,078	\$1,018,120	\$1,159,700
Operating Expenses	\$85,956	\$86,000	\$0	\$0	\$86,000	\$13,936	\$86,000	\$86,000
Contractual Services	\$25,012	\$22,800	\$0	\$0	\$22,800	\$4,255	\$22,800	\$21,800
Operating Capital	\$0	\$0	\$0	\$0	\$0	\$0	\$0	\$0
<b>TOTAL</b>	<b>\$602,054</b>	<b>\$1,278,100</b>	<b>\$0</b>	<b>\$0</b>	<b>\$1,278,100</b>	<b>\$140,269</b>	<b>\$1,126,920</b>	<b>\$1,267,500</b>
<b>PROGRAM REVENUE</b>								
Taxes	\$0	\$0	\$0	\$0	\$0	\$0	\$0	\$0
Intergovernmental Revenue	\$4,378	\$4,800	\$0	\$0	\$4,800	\$613	\$4,800	\$4,800
Licenses & Permits	\$0	\$0	\$0	\$0	\$0	\$0	\$0	\$0
Fines, Forfeits & Penalties	\$0	\$0	\$0	\$0	\$0	\$0	\$0	\$0
Public Charges for Services	\$375,363	\$264,700	\$0	\$0	\$264,700	\$99,779	\$266,474	\$224,700
Miscellaneous	\$2,665	\$1,700	\$0	\$0	\$1,700	\$512	\$1,700	\$1,700
Other Financing Sources	\$0	\$0	\$0	\$0	\$0	\$0	\$0	\$0
<b>TOTAL</b>	<b>\$382,407</b>	<b>\$271,200</b>	<b>\$0</b>	<b>\$0</b>	<b>\$271,200</b>	<b>\$100,904</b>	<b>\$272,974</b>	<b>\$231,200</b>
<b>REVENUE OVER/(UNDER) EXPENSES</b>	<b>(\$219,648)</b>	<b>(\$1,006,900)</b>			<b>(\$1,006,900)</b>			<b>(\$1,036,300)</b>
F.T.E. STAFF	9.000	10.500					10.500	10.500

<b>Dept:</b>	Alliant Energy Center of Dane County	92	<b>Fund Name:</b>	General Fund
<b>Prgm:</b>	Conference Center	512/00	<b>Fund No.:</b>	1110

DI#	2024 Base	Net Decision Items							2024 Adopted Budget	
		01	02	03	04	05	06	07		
<b>PROGRAM EXPENDITURES</b>										
Personnel Costs	\$1,067,500	\$0	\$92,200	\$0	\$0	\$0	\$0	\$0	\$0	\$1,159,700
Operating Expenses	\$86,000	\$0	\$0	\$0	\$0	\$0	\$0	\$0	\$0	\$86,000
Contractual Services	\$21,800	\$0	\$0	\$0	\$0	\$0	\$0	\$0	\$0	\$21,800
Operating Capital	\$0	\$0	\$0	\$0	\$0	\$0	\$0	\$0	\$0	\$0
<b>TOTAL</b>	<b>\$1,175,300</b>	<b>\$0</b>	<b>\$92,200</b>	<b>\$0</b>	<b>\$0</b>	<b>\$0</b>	<b>\$0</b>	<b>\$0</b>	<b>\$0</b>	<b>\$1,267,500</b>
<b>PROGRAM REVENUE</b>										
Taxes	\$0	\$0	\$0	\$0	\$0	\$0	\$0	\$0	\$0	\$0
Intergovernmental Revenue	\$4,800	\$0	\$0	\$0	\$0	\$0	\$0	\$0	\$0	\$4,800
Licenses & Permits	\$0	\$0	\$0	\$0	\$0	\$0	\$0	\$0	\$0	\$0
Fines, Forfeits & Penalties	\$0	\$0	\$0	\$0	\$0	\$0	\$0	\$0	\$0	\$0
Public Charges for Services	\$264,700	(\$40,000)	\$0	\$0	\$0	\$0	\$0	\$0	\$0	\$224,700
Miscellaneous	\$1,700	\$0	\$0	\$0	\$0	\$0	\$0	\$0	\$0	\$1,700
Other Financing Sources	\$0	\$0	\$0	\$0	\$0	\$0	\$0	\$0	\$0	\$0
<b>TOTAL</b>	<b>\$271,200</b>	<b>(\$40,000)</b>	<b>\$0</b>	<b>\$0</b>	<b>\$0</b>	<b>\$0</b>	<b>\$0</b>	<b>\$0</b>	<b>\$0</b>	<b>\$231,200</b>
<b>REVENUE OVER/(UNDER) EXPENSES</b>	<b>(\$904,100)</b>	<b>(\$40,000)</b>	<b>(\$92,200)</b>	<b>\$0</b>	<b>\$0</b>	<b>\$0</b>	<b>\$0</b>	<b>\$0</b>	<b>\$0</b>	<b>(\$1,036,300)</b>
<b>F.T.E. STAFF</b>	<b>10.500</b>	<b>0.000</b>	<b>0.000</b>	<b>0.000</b>	<b>0.000</b>	<b>0.000</b>	<b>0.000</b>	<b>0.000</b>	<b>0.000</b>	<b>10.500</b>

<b>NARRATIVE INFORMATION ABOUT DECISION ITEMS</b>		Expenditures	Revenue	Revenue Over/(Under) Expenses
<b>2024 BUDGET BASE</b>		\$1,175,300	\$271,200	(\$904,100)
DI #	AEC-CONF-1      Loss of Crossfit Revenue			
DEPT	Crossfit will not come to Madison, WI in 2024.	\$0	(\$40,000)	(\$40,000)
EXEC	Approved as Requested	\$0	\$0	\$0
ADOPTED	Approved as Recommended	\$0	\$0	\$0
<b>NET DI #    AEC-CONF-1</b>		<b>\$0</b>	<b>(\$40,000)</b>	<b>(\$40,000)</b>

Dept:		Alliant Energy Center of Dane County	92	Fund Name:		General Fund	
Prgm:		Conference Center	512/00	Fund No.:		1110	
NARRATIVE INFORMATION ABOUT DECISION ITEMS, cont.				Expenditures	Revenues	Revenue Over/(Under) Expenses	
DI #	AEC-CONF-2	Personnel Cost Changes					
DEPT				\$0	\$0	\$0	
EXEC	Adjust personnel costs to reflect a 4.5% cost of living increase for County employees in 2024. Also, adjust personnel costs to reflect new retirement (WRS) rates and negotiated handbook changes in effect for 2024.			\$92,200	\$0	(\$92,200)	
ADOPTED	Approved as Recommended			\$0	\$0	\$0	
		NET DI #	AEC-CONF-2	\$92,200	\$0	(\$92,200)	
<b>2024 ADOPTED BUDGET</b>				\$1,267,500	\$231,200	(\$1,036,300)	

<b>Dept:</b>	Alliant Energy Center of Dane County	92	<b>COUNTY OF DANE</b>		<b>Fund Name:</b>	General Fund
<b>Prgm:</b>	Arena	514/00			<b>Fund No:</b>	1110

Mission:  
The Alliant Energy Center will effectively and efficiently meet the public assembly needs of all Dane County to do business, pursue recreation, be entertained, and otherwise gather for purposes positively beneficial to life in the County of Dane, WI.

Description:  
Built in 1953 and remodeled in 1993, the Arena offers 23,400 square feet of floor space. Activities and functions presented in the facility are auctions, retail/consumer shows, farm equipment expositions and sales, horse shows and livestock shows, and sales.

	Actual 2022	Adopted 2023	2022 Carry Forward	Board Transfers	Budget As Modified	2023 YTD	Estimated 2023	Executive Recommended
<b>PROGRAM EXPENDITURES</b>								
Personnel Costs	(\$90,177)	\$76,100	\$0	\$0	\$76,100	\$10,725	\$77,083	\$47,700
Operating Expenses	\$114,009	\$58,900	\$0	\$0	\$58,900	\$30,874	\$74,511	\$58,900
Contractual Services	\$14,810	\$13,800	\$0	\$0	\$13,800	\$3,640	\$13,800	\$13,300
Operating Capital	\$0	\$0	\$0	\$0	\$0	\$0	\$0	\$0
<b>TOTAL</b>	<b>\$38,642</b>	<b>\$148,800</b>	<b>\$0</b>	<b>\$0</b>	<b>\$148,800</b>	<b>\$45,239</b>	<b>\$165,394</b>	<b>\$119,900</b>
<b>PROGRAM REVENUE</b>								
Taxes	\$0	\$0	\$0	\$0	\$0	\$0	\$0	\$0
Intergovernmental Revenue	\$0	\$0	\$0	\$0	\$0	\$0	\$0	\$0
Licenses & Permits	\$0	\$0	\$0	\$0	\$0	\$0	\$0	\$0
Fines, Forfeits & Penalties	\$0	\$0	\$0	\$0	\$0	\$0	\$0	\$0
Public Charges for Services	\$133,648	\$124,500	\$0	\$0	\$124,500	\$25,326	\$126,719	\$105,000
Miscellaneous	\$77,723	\$77,500	\$0	\$0	\$77,500	\$4,944	\$77,500	\$77,500
Other Financing Sources	\$0	\$0	\$0	\$0	\$0	\$0	\$0	\$0
<b>TOTAL</b>	<b>\$211,371</b>	<b>\$202,000</b>	<b>\$0</b>	<b>\$0</b>	<b>\$202,000</b>	<b>\$30,270</b>	<b>\$204,219</b>	<b>\$182,500</b>
<b>REVENUE OVER/(UNDER) EXPENSES</b>	<b>\$172,729</b>	<b>\$53,200</b>			<b>\$53,200</b>			<b>\$62,600</b>
F.T.E. STAFF	0.000	0.000					0.000	0.000

Dept: Alliant Energy Center of Dane County		92		Fund Name: General Fund					
Prgm: Arena		514/00		Fund No.: 1110					
DI#	2024 Base	Net Decision Items							2024 Adopted Budget
		01	02	03	04	05	06	07	
<b>PROGRAM EXPENDITURES</b>									
Personnel Costs	\$47,700	\$0	\$0	\$0	\$0	\$0	\$0	\$0	\$47,700
Operating Expenses	\$58,900	\$0	\$0	\$0	\$0	\$0	\$0	\$0	\$58,900
Contractual Services	\$13,300	\$0	\$0	\$0	\$0	\$0	\$0	\$0	\$13,300
Operating Capital	\$0	\$0	\$0	\$0	\$0	\$0	\$0	\$0	\$0
<b>TOTAL</b>	<b>\$119,900</b>	<b>\$0</b>	<b>\$0</b>	<b>\$0</b>	<b>\$0</b>	<b>\$0</b>	<b>\$0</b>	<b>\$0</b>	<b>\$119,900</b>
<b>PROGRAM REVENUE</b>									
Taxes	\$0	\$0	\$0	\$0	\$0	\$0	\$0	\$0	\$0
Intergovernmental Revenue	\$0	\$0	\$0	\$0	\$0	\$0	\$0	\$0	\$0
Licenses & Permits	\$0	\$0	\$0	\$0	\$0	\$0	\$0	\$0	\$0
Fines, Forfeits & Penalties	\$0	\$0	\$0	\$0	\$0	\$0	\$0	\$0	\$0
Public Charges for Services	\$124,500	(\$20,000)	\$500	\$0	\$0	\$0	\$0	\$0	\$105,000
Miscellaneous	\$77,500	\$0	\$0	\$0	\$0	\$0	\$0	\$0	\$77,500
Other Financing Sources	\$0	\$0	\$0	\$0	\$0	\$0	\$0	\$0	\$0
<b>TOTAL</b>	<b>\$202,000</b>	<b>(\$20,000)</b>	<b>\$500</b>	<b>\$0</b>	<b>\$0</b>	<b>\$0</b>	<b>\$0</b>	<b>\$0</b>	<b>\$182,500</b>
<b>REVENUE OVER/(UNDER) EXPENSES</b>	<b>\$82,100</b>	<b>(\$20,000)</b>	<b>\$500</b>	<b>\$0</b>	<b>\$0</b>	<b>\$0</b>	<b>\$0</b>	<b>\$0</b>	<b>\$62,600</b>
<b>F.T.E. STAFF</b>	<b>0.000</b>	<b>0.000</b>	<b>0.000</b>	<b>0.000</b>	<b>0.000</b>	<b>0.000</b>	<b>0.000</b>	<b>0.000</b>	<b>0.000</b>
<b>NARRATIVE INFORMATION ABOUT DECISION ITEMS</b>							Expenditures	Revenue	Revenue Over/(Under) Expenses
<b>2024 BUDGET BASE</b>							\$119,900	\$202,000	\$82,100
DI #	AEC-ARNA-1		Loss of Crossfit Revenue						
DEPT	Crossfit will not come to Madison, WI in 2024.						\$0	(\$20,000)	(\$20,000)
EXEC	Approved as Requested						\$0	\$0	\$0
ADOPTED	Approved as Recommended						\$0	\$0	\$0
<b>NET DI # AEC-ARNA-1</b>							<b>\$0</b>	<b>(\$20,000)</b>	<b>(\$20,000)</b>

<b>Dept:</b>	Alliant Energy Center of Dane County	92	<b>Fund Name:</b>	General Fund
<b>Prgm:</b>	Arena	514/00	<b>Fund No.:</b>	1110

<b>NARRATIVE INFORMATION ABOUT DECISION ITEMS, cont.</b>			Expenditures	Revenues	Revenue Over/(Under) Expenses
DI #	AEC-ARNA-2	Arena Building Revenue Changes			
DEPT	Electrical, AV and Parking Revenue		\$0	\$500	\$500
EXEC	Approved as Requested		\$0	\$0	\$0
ADOPTED	Approved as Recommended		\$0	\$0	\$0
	NET DI #	AEC-ARNA-2	\$0	\$500	\$500

--	--	--	--	--	--

<b>2024 ADOPTED BUDGET</b>	\$119,900	\$182,500	\$62,600
----------------------------	-----------	-----------	----------



Dept:	Alliant Energy Center of Dane County	92	<b>COUNTY OF DANE</b>			Fund Name:	General Fund	
Prgm:	Agricultural Exhibit Buildings	516/00				Fund No:	1110	
<b>Mission:</b>								
The Alliant Energy Center will effectively and efficiently meet the public assembly needs of all Dane County to do business, pursue recreation, be entertained, and otherwise gather for purposes positively beneficial to life in the County of Dane, WI.								
<b>Description:</b>								
The Agricultural Exhibit Buildings cost center identifies by category direct revenue and expenses for the New Holland Pavilions and the maintenance cost of asphalt surrounding these facilities. Activities and functions conducted in these facilities include consumer expositions, horse shows, livestock housing, shows and sales, trade shows and auctions. The facilities are rented as individual units for a specific function or in combination for larger events (attendance at World Dairy Expo, the Midwest Horse Fair, and the Dane County Fair exceeds 173,000 persons annually). These buildings serve in a complimentary role to the Arena, Exhibition Hall and Coliseum by providing important livestock exhibit space required by major events in those buildings.								
	Actual 2022	Adopted 2023	2022 Carry Forward	Board Transfers	Budget As Modified	2023 YTD	Estimated 2023	Executive Recommended
<b>PROGRAM EXPENDITURES</b>								
Personnel Costs	\$490,327	\$196,000	\$0	\$0	\$196,000	\$63,141	\$209,805	\$191,800
Operating Expenses	\$930,600	\$562,300	\$0	\$0	\$562,300	\$175,948	\$563,809	\$562,300
Contractual Services	\$15,083	\$13,900	\$0	\$0	\$13,900	\$3,703	\$13,900	\$13,400
Operating Capital	\$0	\$0	\$10,134	\$0	\$10,134	\$6,773	\$10,134	\$0
<b>TOTAL</b>	<b>\$1,436,010</b>	<b>\$772,200</b>	<b>\$10,134</b>	<b>\$0</b>	<b>\$782,334</b>	<b>\$249,564</b>	<b>\$797,648</b>	<b>\$767,500</b>
<b>PROGRAM REVENUE</b>								
Taxes	\$0	\$0	\$0	\$0	\$0	\$0	\$0	\$0
Intergovernmental Revenue	\$0	\$0	\$0	\$0	\$0	\$0	\$0	\$0
Licenses & Permits	\$0	\$0	\$0	\$0	\$0	\$0	\$0	\$0
Fines, Forfeits & Penalties	\$0	\$0	\$0	\$0	\$0	\$0	\$0	\$0
Public Charges for Services	\$802,393	\$938,100	\$0	\$0	\$938,100	\$269,041	\$990,687	\$838,100
Miscellaneous	\$93,628	\$62,300	\$0	\$0	\$62,300	\$4,153	\$62,300	\$62,300
Other Financing Sources	\$0	\$0	\$0	\$0	\$0	\$0	\$0	\$0
<b>TOTAL</b>	<b>\$896,021</b>	<b>\$1,000,400</b>	<b>\$0</b>	<b>\$0</b>	<b>\$1,000,400</b>	<b>\$273,193</b>	<b>\$1,052,987</b>	<b>\$900,400</b>
<b>REVENUE OVER/(UNDER) EXPENSES</b>	<b>(\$539,989)</b>	<b>\$228,200</b>			<b>\$218,066</b>			<b>\$132,900</b>
F.T.E. STAFF	0.800	0.900					0.900	0.900

<b>Dept:</b>	Alliant Energy Center of Dane County	92	<b>Fund Name:</b>	General Fund
<b>Prgm:</b>	Agricultural Exhibit Buildings	516/00	<b>Fund No.:</b>	1110

DI#	2024 Base	Net Decision Items							2024 Adopted Budget	
		01	02	03	04	05	06	07		
<b>PROGRAM EXPENDITURES</b>										
Personnel Costs	\$191,800	\$0	\$0	\$0	\$0	\$0	\$0	\$0	\$0	\$191,800
Operating Expenses	\$562,300	\$0	\$0	\$0	\$0	\$0	\$0	\$0	\$0	\$562,300
Contractual Services	\$13,400	\$0	\$0	\$0	\$0	\$0	\$0	\$0	\$0	\$13,400
Operating Capital	\$0	\$0	\$0	\$0	\$0	\$0	\$0	\$0	\$0	\$0
<b>TOTAL</b>	<b>\$767,500</b>	<b>\$0</b>	<b>\$0</b>	<b>\$0</b>	<b>\$0</b>	<b>\$0</b>	<b>\$0</b>	<b>\$0</b>	<b>\$0</b>	<b>\$767,500</b>
<b>PROGRAM REVENUE</b>										
Taxes	\$0	\$0	\$0	\$0	\$0	\$0	\$0	\$0	\$0	\$0
Intergovernmental Revenue	\$0	\$0	\$0	\$0	\$0	\$0	\$0	\$0	\$0	\$0
Licenses & Permits	\$0	\$0	\$0	\$0	\$0	\$0	\$0	\$0	\$0	\$0
Fines, Forfeits & Penalties	\$0	\$0	\$0	\$0	\$0	\$0	\$0	\$0	\$0	\$0
Public Charges for Services	\$938,100	(\$100,000)	\$0	\$0	\$0	\$0	\$0	\$0	\$0	\$838,100
Miscellaneous	\$62,300	\$0	\$0	\$0	\$0	\$0	\$0	\$0	\$0	\$62,300
Other Financing Sources	\$0	\$0	\$0	\$0	\$0	\$0	\$0	\$0	\$0	\$0
<b>TOTAL</b>	<b>\$1,000,400</b>	<b>(\$100,000)</b>	<b>\$0</b>	<b>\$0</b>	<b>\$0</b>	<b>\$0</b>	<b>\$0</b>	<b>\$0</b>	<b>\$0</b>	<b>\$900,400</b>
<b>REVENUE OVER/(UNDER) EXPENSES</b>	<b>\$232,900</b>	<b>(\$100,000)</b>	<b>\$0</b>	<b>\$0</b>	<b>\$0</b>	<b>\$0</b>	<b>\$0</b>	<b>\$0</b>	<b>\$0</b>	<b>\$132,900</b>
<b>F.T.E. STAFF</b>	<b>0.900</b>	<b>0.000</b>	<b>0.000</b>	<b>0.000</b>	<b>0.000</b>	<b>0.000</b>	<b>0.000</b>	<b>0.000</b>	<b>0.000</b>	<b>0.900</b>

<b>NARRATIVE INFORMATION ABOUT DECISION ITEMS</b>			Expenditures	Revenue	Revenue Over/(Under) Expenses
<b>2024 BUDGET BASE</b>			\$767,500	\$1,000,400	\$232,900
DI #	AEC-AGRI-1	Loss of Crossfit Revenue			
DEPT	Crossfit will not come to Madison, WI in 2024.		\$0	(\$100,000)	(\$100,000)
EXEC	Approved as Requested		\$0	\$0	\$0
ADOPTED	Approved as Recommended		\$0	\$0	\$0
NET DI # AEC-AGRI-1			\$0	(\$100,000)	(\$100,000)
<b>2024 ADOPTED BUDGET</b>			<b>\$767,500</b>	<b>\$900,400</b>	<b>\$132,900</b>

<b>Dept:</b>	Alliant Energy Center of Dane County	92	<b>COUNTY OF DANE</b>	<b>Fund Name:</b>	General Fund
<b>Prgm:</b>	Parking Lots	518/00		<b>Fund No:</b>	1110

Mission: The Alliant Energy Center will effectively and efficiently meet the public assembly needs of all Dane County to do business, pursue recreation, be entertained, and otherwise gather for purposes positively beneficial to life in the County of Dane, WI.

Description: The Parking Lots cost center identifies by category revenue for approximately 36 acres of land with 5,500 parking stalls, connecting roadways and walkways. Much of the area is asphalt or concrete paved to assist in attendees ingress and egress of events at the Coliseum, Exhibition Hall, Conference Center, Arena, and Willow Island. Events which have utilized Parking Lots for programming include World Dairy Expo, Dane County Fair, RV Shows, Americruise, Family Motor Coach, Goldwing, Good Sam Club, car and boat sales, and custom car shows.

	Actual 2022	Adopted 2023	2022 Carry Forward	Board Transfers	Budget As Modified	2023 YTD	Estimated 2023	Executive Recommended
<b>PROGRAM EXPENDITURES</b>								
Personnel Costs	\$265,095	\$247,100	\$0	\$0	\$247,100	\$146,408	\$259,900	\$242,900
Operating Expenses	\$191,615	\$307,500	\$0	\$0	\$307,500	\$20,789	\$307,500	\$307,500
Contractual Services	\$81,251	\$56,400	\$0	\$0	\$56,400	\$32,919	\$56,400	\$55,300
Operating Capital	\$7,626	\$0	\$15,474	\$0	\$15,474	\$13,229	\$15,474	\$0
<b>TOTAL</b>	<b>\$545,587</b>	<b>\$611,000</b>	<b>\$15,474</b>	<b>\$0</b>	<b>\$626,474</b>	<b>\$213,344</b>	<b>\$639,274</b>	<b>\$605,700</b>
<b>PROGRAM REVENUE</b>								
Taxes	\$0	\$0	\$0	\$0	\$0	\$0	\$0	\$0
Intergovernmental Revenue	\$0	\$0	\$0	\$0	\$0	\$0	\$0	\$0
Licenses & Permits	\$0	\$0	\$0	\$0	\$0	\$0	\$0	\$0
Fines, Forfeits & Penalties	\$0	\$0	\$0	\$0	\$0	\$0	\$0	\$0
Public Charges for Services	\$190,864	\$165,100	\$0	\$0	\$165,100	\$812	\$165,100	\$145,100
Miscellaneous	\$6,325	\$0	\$0	\$0	\$0	\$0	\$1	\$0
Other Financing Sources	\$0	\$0	\$0	\$0	\$0	\$0	\$0	\$0
<b>TOTAL</b>	<b>\$197,189</b>	<b>\$165,100</b>	<b>\$0</b>	<b>\$0</b>	<b>\$165,100</b>	<b>\$812</b>	<b>\$165,101</b>	<b>\$145,100</b>
<b>REVENUE OVER/(UNDER) EXPENSES</b>	<b>(\$348,398)</b>	<b>(\$445,900)</b>			<b>(\$461,374)</b>			<b>(\$460,600)</b>
F.T.E. STAFF	0.000	0.000					0.000	0.000

<b>Dept:</b> Alliant Energy Center of Dane County	92	<b>Fund Name:</b> General Fund
<b>Prgm:</b> Parking Lots	518/00	<b>Fund No.:</b> 1110

DI#	2024 Base	Net Decision Items							2024 Adopted Budget	
		01	02	03	04	05	06	07		
<b>PROGRAM EXPENDITURES</b>										
Personnel Costs	\$242,900	\$0	\$0	\$0	\$0	\$0	\$0	\$0	\$0	\$242,900
Operating Expenses	\$307,500	\$0	\$0	\$0	\$0	\$0	\$0	\$0	\$0	\$307,500
Contractual Services	\$55,300	\$0	\$0	\$0	\$0	\$0	\$0	\$0	\$0	\$55,300
Operating Capital	\$0	\$0	\$0	\$0	\$0	\$0	\$0	\$0	\$0	\$0
<b>TOTAL</b>	<b>\$605,700</b>	<b>\$0</b>	<b>\$0</b>	<b>\$0</b>	<b>\$0</b>	<b>\$0</b>	<b>\$0</b>	<b>\$0</b>	<b>\$0</b>	<b>\$605,700</b>
<b>PROGRAM REVENUE</b>										
Taxes	\$0	\$0	\$0	\$0	\$0	\$0	\$0	\$0	\$0	\$0
Intergovernmental Revenue	\$0	\$0	\$0	\$0	\$0	\$0	\$0	\$0	\$0	\$0
Licenses & Permits	\$0	\$0	\$0	\$0	\$0	\$0	\$0	\$0	\$0	\$0
Fines, Forfeits & Penalties	\$0	\$0	\$0	\$0	\$0	\$0	\$0	\$0	\$0	\$0
Public Charges for Services	\$165,100	(\$20,000)	\$0	\$0	\$0	\$0	\$0	\$0	\$0	\$145,100
Miscellaneous	\$0	\$0	\$0	\$0	\$0	\$0	\$0	\$0	\$0	\$0
Other Financing Sources	\$0	\$0	\$0	\$0	\$0	\$0	\$0	\$0	\$0	\$0
<b>TOTAL</b>	<b>\$165,100</b>	<b>(\$20,000)</b>	<b>\$0</b>	<b>\$0</b>	<b>\$0</b>	<b>\$0</b>	<b>\$0</b>	<b>\$0</b>	<b>\$0</b>	<b>\$145,100</b>
<b>REVENUE OVER/(UNDER) EXPENSES</b>	<b>(\$440,600)</b>	<b>(\$20,000)</b>	<b>\$0</b>	<b>\$0</b>	<b>\$0</b>	<b>\$0</b>	<b>\$0</b>	<b>\$0</b>	<b>\$0</b>	<b>(\$460,600)</b>
<b>F.T.E. STAFF</b>	<b>0.000</b>	<b>0.000</b>	<b>0.000</b>	<b>0.000</b>	<b>0.000</b>	<b>0.000</b>	<b>0.000</b>	<b>0.000</b>	<b>0.000</b>	<b>0.000</b>

<b>NARRATIVE INFORMATION ABOUT DECISION ITEMS</b>		Expenditures	Revenue	Revenue Over/(Under) Expenses
<b>2024 BUDGET BASE</b>		\$605,700	\$165,100	(\$440,600)
DI #	AEC-PARK-1      Loss of Crossfit Revenue			
DEPT	Crossfit will not come to Madison, WI in 2024.	\$0	(\$20,000)	(\$20,000)
EXEC	Approved as Requested	\$0	\$0	\$0
ADOPTED	Approved as Recommended	\$0	\$0	\$0
<b>NET DI #    AEC-PARK-1</b>		<b>\$0</b>	<b>(\$20,000)</b>	<b>(\$20,000)</b>

Dept:		Alliant Energy Center of Dane County	92	Fund Name:		General Fund	
Prgm:		Parking Lots	518/00	Fund No.:		1110	
NARRATIVE INFORMATION ABOUT DECISION ITEMS, cont.				Expenditures	Revenues	Revenue Over/(Under) Expenses	
DI #	AEC-PARK-2	Create LTE Parking Division					
DEPT	Parking staff is needed to efficiently move vehicles on and off the property.			\$0	\$0	\$0	
EXEC	Approved as Requested			\$0	\$0	\$0	
ADOPTED	Approved as Recommended			\$0	\$0	\$0	
		NET DI #	AEC-PARK-2	\$0	\$0	\$0	
<b>2024 ADOPTED BUDGET</b>				\$605,700	\$145,100	(\$460,600)	

<b>Dept:</b>	Alliant Energy Center of Dane County	92	<b>COUNTY OF DANE</b>	<b>Fund Name:</b>	General Fund
<b>Prgm:</b>	Landscape Areas	520/00		<b>Fund No:</b>	1110

**Mission:**  
The Alliant Energy Center will effectively and efficiently meet the public assembly needs of all Dane County to do business, pursue recreation, be entertained, and otherwise gather for purposes positively beneficial to life in the County of Dane, WI.

**Description:**  
The Landscape Areas cost center identifies by category direct revenue and expenses for the general upkeep and maintenance of approximately 120 acres of park surrounding the Parking Lots. This includes Rimrock Greenway, Willow Island, ponds, Lyckberg Park, Quann Park and the outdoor event marquee. Portions of this land are held for potential expansion of the Center. This area is used by Dane County Fair, company picnics, Komen Race for the Cure, horse shows, Goldwing, Bratfest, World Dairy Expo, festivals and entertainment events.

	Actual 2022	Adopted 2023	2022 Carry Forward	Board Transfers	Budget As Modified	2023 YTD	Estimated 2023	Executive Recommended
<b>PROGRAM EXPENDITURES</b>								
Personnel Costs	\$97,130	\$140,000	\$0	\$0	\$140,000	\$27,292	\$136,254	\$134,800
Operating Expenses	\$130,574	\$123,200	\$0	\$0	\$123,200	\$29,526	\$136,396	\$123,200
Contractual Services	\$4,249	\$5,100	\$0	\$0	\$5,100	\$1,544	\$5,100	\$5,000
Operating Capital	\$0	\$0	\$16,800	\$0	\$16,800	\$0	\$16,800	\$0
<b>TOTAL</b>	<b>\$231,954</b>	<b>\$268,300</b>	<b>\$16,800</b>	<b>\$0</b>	<b>\$285,100</b>	<b>\$58,362</b>	<b>\$294,550</b>	<b>\$263,000</b>
<b>PROGRAM REVENUE</b>								
Taxes	\$0	\$0	\$0	\$0	\$0	\$0	\$0	\$0
Intergovernmental Revenue	\$0	\$0	\$0	\$0	\$0	\$0	\$0	\$0
Licenses & Permits	\$0	\$0	\$0	\$0	\$0	\$0	\$0	\$0
Fines, Forfeits & Penalties	\$0	\$0	\$0	\$0	\$0	\$0	\$0	\$0
Public Charges for Services	\$368,615	\$311,000	\$0	\$0	\$311,000	\$31,668	\$311,000	\$291,000
Miscellaneous	\$57,922	\$5,500	\$0	\$0	\$5,500	\$2,525	\$5,500	\$5,500
Other Financing Sources	\$0	\$0	\$0	\$0	\$0	\$0	\$0	\$0
<b>TOTAL</b>	<b>\$426,537</b>	<b>\$316,500</b>	<b>\$0</b>	<b>\$0</b>	<b>\$316,500</b>	<b>\$34,194</b>	<b>\$316,500</b>	<b>\$296,500</b>
<b>REVENUE OVER/(UNDER) EXPENSES</b>	<b>\$194,583</b>	<b>\$48,200</b>			<b>\$31,400</b>			<b>\$33,500</b>
F.T.E. STAFF	0.000	0.000					0.000	0.000

Dept: Alliant Energy Center of Dane County		92		Fund Name: General Fund					
Prgm: Landscape Areas		520/00		Fund No.: 1110					
DI#	2024 Base	Net Decision Items							2024 Adopted Budget
		01	02	03	04	05	06	07	
<b>PROGRAM EXPENDITURES</b>									
Personnel Costs	\$134,800	\$0	\$0	\$0	\$0	\$0	\$0	\$0	\$134,800
Operating Expenses	\$123,200	\$0	\$0	\$0	\$0	\$0	\$0	\$0	\$123,200
Contractual Services	\$5,000	\$0	\$0	\$0	\$0	\$0	\$0	\$0	\$5,000
Operating Capital	\$0	\$0	\$0	\$0	\$0	\$0	\$0	\$0	\$0
<b>TOTAL</b>	<b>\$263,000</b>	<b>\$0</b>	<b>\$0</b>	<b>\$0</b>	<b>\$0</b>	<b>\$0</b>	<b>\$0</b>	<b>\$0</b>	<b>\$263,000</b>
<b>PROGRAM REVENUE</b>									
Taxes	\$0	\$0	\$0	\$0	\$0	\$0	\$0	\$0	\$0
Intergovernmental Revenue	\$0	\$0	\$0	\$0	\$0	\$0	\$0	\$0	\$0
Licenses & Permits	\$0	\$0	\$0	\$0	\$0	\$0	\$0	\$0	\$0
Fines, Forfeits & Penalties	\$0	\$0	\$0	\$0	\$0	\$0	\$0	\$0	\$0
Public Charges for Services	\$311,000	(\$20,000)	\$0	\$0	\$0	\$0	\$0	\$0	\$291,000
Miscellaneous	\$5,500	\$0	\$0	\$0	\$0	\$0	\$0	\$0	\$5,500
Other Financing Sources	\$0	\$0	\$0	\$0	\$0	\$0	\$0	\$0	\$0
<b>TOTAL</b>	<b>\$316,500</b>	<b>(\$20,000)</b>	<b>\$0</b>	<b>\$0</b>	<b>\$0</b>	<b>\$0</b>	<b>\$0</b>	<b>\$0</b>	<b>\$296,500</b>
<b>REVENUE OVER/(UNDER) EXPENSES</b>	<b>\$53,500</b>	<b>(\$20,000)</b>	<b>\$0</b>	<b>\$0</b>	<b>\$0</b>	<b>\$0</b>	<b>\$0</b>	<b>\$0</b>	<b>\$33,500</b>
<b>F.T.E. STAFF</b>	<b>0.000</b>	<b>0.000</b>	<b>0.000</b>	<b>0.000</b>	<b>0.000</b>	<b>0.000</b>	<b>0.000</b>	<b>0.000</b>	<b>0.000</b>
<b>NARRATIVE INFORMATION ABOUT DECISION ITEMS</b>							Expenditures	Revenue	Revenue Over/(Under) Expenses
<b>2024 BUDGET BASE</b>							\$263,000	\$316,500	\$53,500
DI #	AEC-LAND-1	Loss of Crossfit Revenue							
DEPT	Crossfit will not return to Madison, WI in 2024.						\$0	(\$20,000)	(\$20,000)
EXEC	Approved as Requested						\$0	\$0	\$0
ADOPTED	Approved as Recommended						\$0	\$0	\$0
NET DI # AEC-LAND-1							\$0	(\$20,000)	(\$20,000)
<b>2024 ADOPTED BUDGET</b>							<b>\$263,000</b>	<b>\$296,500</b>	<b>\$33,500</b>

<b>Dept:</b>	Alliant Energy Center of Dane County	27	<b>COUNTY OF DANE</b>	<b>Fund Name:</b>	General Fund
<b>Prgm:</b>	Subsidized AEC Events	129/00		<b>Fund No:</b>	1110

Mission:

To provide a wide variety of events that focus on youth, community, health, county-wide employment, the dairy and agriculture industries, the environment, veterans and other aspects of the community of benefit to county residents and visitors from all over the world.

Description:

Many events of benefit to the entire community cannot afford the full cost of the facilities at the Alliant Energy Center. The County Board and County Executive, through resolutions or budgets, have identified specific events for which the County General Fund pays a portion of the Alliant Energy Center fees.

	Actual 2022	Adopted 2023	2022 Carry Forward	Board Transfers	Budget As Modified	2023 YTD	Estimated 2023	Executive Recommended
<b>PROGRAM EXPENDITURES</b>								
Personnel Costs	\$0	\$0	\$0	\$0	\$0	\$0	\$0	\$0
Operating Expenses	\$51,835	\$104,122	\$83,591	\$0	\$187,713	\$3,759	\$187,713	\$104,122
Contractual Services	\$0	\$0	\$0	\$0	\$0	\$0	\$0	\$0
Operating Capital	\$0	\$0	\$0	\$0	\$0	\$0	\$0	\$0
<b>TOTAL</b>	<b>\$51,835</b>	<b>\$104,122</b>	<b>\$83,591</b>	<b>\$0</b>	<b>\$187,713</b>	<b>\$3,759</b>	<b>\$187,713</b>	<b>\$104,122</b>
<b>PROGRAM REVENUE</b>								
Taxes	\$0	\$0	\$0	\$0	\$0	\$0	\$0	\$0
Intergovernmental Revenue	\$0	\$0	\$0	\$0	\$0	\$0	\$0	\$0
Licenses & Permits	\$0	\$0	\$0	\$0	\$0	\$0	\$0	\$0
Fines, Forfeits & Penalties	\$0	\$0	\$0	\$0	\$0	\$0	\$0	\$0
Public Charges for Services	\$0	\$0	\$0	\$0	\$0	\$0	\$0	\$0
Miscellaneous	\$0	\$0	\$0	\$0	\$0	\$0	\$0	\$0
Other Financing Sources	\$0	\$0	\$0	\$0	\$0	\$0	\$0	\$0
<b>TOTAL</b>	<b>\$0</b>	<b>\$0</b>	<b>\$0</b>	<b>\$0</b>	<b>\$0</b>	<b>\$0</b>	<b>\$0</b>	<b>\$0</b>
<b>GPR SUPPORT</b>	<b>\$51,835</b>	<b>\$104,122</b>			<b>\$187,713</b>			<b>\$104,122</b>
<b>F.T.E. STAFF</b>	<b>0.000</b>	<b>0.000</b>					<b>0.000</b>	<b>0.000</b>



Dept: Alliant Energy Center of Dane County		27		Fund Name: General Fund						
Prgm: Subsidized AEC Events		129/00		Fund No.: 1110						
DI#	2024 Base	Net Decision Items							2024 Adopted Budget	
		01	02	03	04	05	06	07		
<b>PROGRAM EXPENDITURES</b>										
Personnel Costs	\$0	\$0	\$0	\$0	\$0	\$0	\$0	\$0	\$0	\$0
Operating Expenses	\$104,122	\$0	\$0	\$0	\$0	\$0	\$0	\$0	\$0	\$104,122
Contractual Services	\$0	\$0	\$0	\$0	\$0	\$0	\$0	\$0	\$0	\$0
Operating Capital	\$0	\$0	\$0	\$0	\$0	\$0	\$0	\$0	\$0	\$0
<b>TOTAL</b>	<b>\$104,122</b>	<b>\$0</b>	<b>\$0</b>	<b>\$0</b>	<b>\$0</b>	<b>\$0</b>	<b>\$0</b>	<b>\$0</b>	<b>\$0</b>	<b>\$104,122</b>
<b>PROGRAM REVENUE</b>										
Taxes	\$0	\$0	\$0	\$0	\$0	\$0	\$0	\$0	\$0	\$0
Intergovernmental Revenue	\$0	\$0	\$0	\$0	\$0	\$0	\$0	\$0	\$0	\$0
Licenses & Permits	\$0	\$0	\$0	\$0	\$0	\$0	\$0	\$0	\$0	\$0
Fines, Forfeits & Penalties	\$0	\$0	\$0	\$0	\$0	\$0	\$0	\$0	\$0	\$0
Public Charges for Services	\$0	\$0	\$0	\$0	\$0	\$0	\$0	\$0	\$0	\$0
Miscellaneous	\$0	\$0	\$0	\$0	\$0	\$0	\$0	\$0	\$0	\$0
Other Financing Sources	\$0	\$0	\$0	\$0	\$0	\$0	\$0	\$0	\$0	\$0
<b>TOTAL</b>	<b>\$0</b>	<b>\$0</b>	<b>\$0</b>	<b>\$0</b>	<b>\$0</b>	<b>\$0</b>	<b>\$0</b>	<b>\$0</b>	<b>\$0</b>	<b>\$0</b>
<b>GPR SUPPORT</b>	<b>\$104,122</b>	<b>\$0</b>	<b>\$0</b>	<b>\$0</b>	<b>\$0</b>	<b>\$0</b>	<b>\$0</b>	<b>\$0</b>	<b>\$0</b>	<b>\$104,122</b>
<b>F.T.E. STAFF</b>	<b>0.000</b>	<b>0.000</b>	<b>0.000</b>	<b>0.000</b>	<b>0.000</b>	<b>0.000</b>	<b>0.000</b>	<b>0.000</b>	<b>0.000</b>	<b>0.000</b>
<b>NARRATIVE INFORMATION ABOUT DECISION ITEMS</b>							Expenditures	Revenue	GPR Support	
<b>2024 BUDGET BASE</b>							\$104,122	\$0	\$104,122	
<b>2024 ADOPTED BUDGET</b>							\$104,122	\$0	\$104,122	

# Henry Vilas Zoo

Henry Vilas Zoo

Division/Program	FTE	Expenditures	Program Specific Revenues	Tax Levy Support
Henry Vilas Zoo	42.300	\$7,262,655	\$3,024,583	\$4,238,072 Appropriation

Dept:	Dane County Henry Vilas Zoo	74	COUNTY OF DANE			Fund Name:	General Fund	
Prgm:	Dane County Henry Vilas Zoo	000/00				Fund No:	1110	
<u>Mission:</u>								
The Henry Vilas Zoo is dedicated to providing exceptional animal care and conserving wildlife through local engagement and global partnerships, while consistently delivering a compelling and inspirational guest experience for all.								
<u>Description:</u>								
The 28-acre zoo has over 800,000 visitors and provides conservation and education programs for 30,000 participants annually. The Zoo exhibits 600 plus animals representing 165 species. Open everyday of the year, Henry Vilas Zoo is one of 240 zoos that meet the high standards of accreditation by the Association of Zoos and Aquariums, it is one of a few accredited zoos that remains free.								
	Actual 2022	Adopted 2023	2022 Carry Forward	Board Transfers	Budget As Modified	2023 YTD	Estimated 2023	Executive Recommended
<b>PROGRAM EXPENDITURES</b>								
Personnel Costs	\$4,134,304	\$4,613,100	\$0	\$0	\$4,613,100	\$1,276,176	\$4,781,728	\$5,124,700
Operating Expenses	\$1,719,000	\$1,539,800	\$81,360	\$0	\$1,621,160	\$429,884	\$1,621,317	\$1,661,500
Contractual Services	\$518,129	\$349,255	\$1,332,453	\$0	\$1,681,708	\$155,955	\$1,681,708	\$355,655
Operating Capital	\$0	\$0	\$0	\$0	\$0	\$0	\$0	\$0
<b>TOTAL</b>	<b>\$6,371,433</b>	<b>\$6,502,155</b>	<b>\$1,413,813</b>	<b>\$0</b>	<b>\$7,915,968</b>	<b>\$1,862,014</b>	<b>\$8,084,753</b>	<b>\$7,141,855</b>
<b>PROGRAM REVENUE</b>								
Taxes	\$0	\$0	\$0	\$0	\$0	\$0	\$0	\$0
Intergovernmental Revenue	\$886,049	\$940,703	\$0	\$0	\$940,703	\$261,146	\$940,703	\$1,018,603
Licenses & Permits	\$0	\$0	\$0	\$0	\$0	\$0	\$0	\$0
Fines, Forfeits & Penalties	\$0	\$0	\$0	\$0	\$0	\$0	\$0	\$0
Public Charges for Services	\$2,789,358	\$1,672,340	\$0	\$0	\$1,672,340	\$294,831	\$1,725,018	\$1,952,340
Miscellaneous	\$15,338	\$53,640	\$0	\$0	\$53,640	\$1,516	\$53,640	\$53,640
Other Financing Sources	\$0	\$0	\$0	\$0	\$0	\$0	\$0	\$0
<b>TOTAL</b>	<b>\$3,690,745</b>	<b>\$2,666,683</b>	<b>\$0</b>	<b>\$0</b>	<b>\$2,666,683</b>	<b>\$557,493</b>	<b>\$2,719,361</b>	<b>\$3,024,583</b>
<b>GPR SUPPORT</b>	<b>\$2,680,688</b>	<b>\$3,835,472</b>			<b>\$5,249,285</b>			<b>\$4,117,272</b>
<b>F.T.E. STAFF</b>	<b>39.500</b>	<b>39.500</b>					<b>39.500</b>	<b>41.100</b>

<b>Dept:</b>	Dane County Henry Vilas Zoo	74	<b>Fund Name:</b>	General Fund
<b>Prgm:</b>	Dane County Henry Vilas Zoo	000/00	<b>Fund No.:</b>	1110

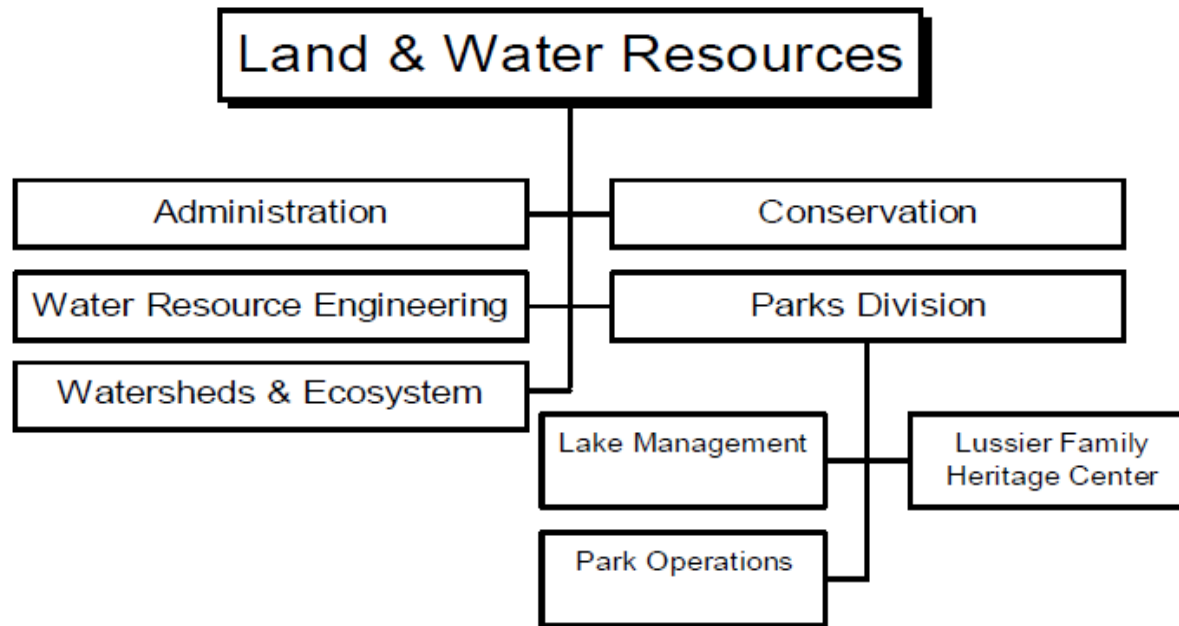
DI#	2024 Base	Net Decision Items							2024 Adopted Budget
		01	02	03	04	05	06	07	
<b>PROGRAM EXPENDITURES</b>									
Personnel Costs	\$4,754,300	\$130,300	\$0	\$119,900	\$180,100	\$60,900	\$0	\$0	\$5,245,500
Operating Expenses	\$1,539,800	\$106,700	\$15,000	\$0	\$0	\$0	\$0	\$0	\$1,661,500
Contractual Services	\$345,655	\$10,000	\$0	\$0	\$0	\$0	\$0	\$0	\$355,655
Operating Capital	\$0	\$0	\$0	\$0	\$0	\$0	\$0	\$0	\$0
<b>TOTAL</b>	<b>\$6,639,755</b>	<b>\$247,000</b>	<b>\$15,000</b>	<b>\$119,900</b>	<b>\$180,100</b>	<b>\$60,900</b>	<b>\$0</b>	<b>\$0</b>	<b>\$7,262,655</b>
<b>PROGRAM REVENUE</b>									
Taxes	\$0	\$0	\$0	\$0	\$0	\$0	\$0	\$0	\$0
Intergovernmental Revenue	\$940,703	\$42,000	\$0	\$0	\$35,900	\$0	\$0	\$0	\$1,018,603
Licenses & Permits	\$0	\$0	\$0	\$0	\$0	\$0	\$0	\$0	\$0
Fines, Forfeits & Penalties	\$0	\$0	\$0	\$0	\$0	\$0	\$0	\$0	\$0
Public Charges for Services	\$1,672,340	\$220,000	\$0	\$60,000	\$0	\$0	\$0	\$0	\$1,952,340
Miscellaneous	\$53,640	\$0	\$0	\$0	\$0	\$0	\$0	\$0	\$53,640
Other Financing Sources	\$0	\$0	\$0	\$0	\$0	\$0	\$0	\$0	\$0
<b>TOTAL</b>	<b>\$2,666,683</b>	<b>\$262,000</b>	<b>\$0</b>	<b>\$60,000</b>	<b>\$35,900</b>	<b>\$0</b>	<b>\$0</b>	<b>\$0</b>	<b>\$3,024,583</b>
<b>GPR SUPPORT</b>	<b>\$3,973,072</b>	<b>(\$15,000)</b>	<b>\$15,000</b>	<b>\$59,900</b>	<b>\$144,200</b>	<b>\$60,900</b>	<b>\$0</b>	<b>\$0</b>	<b>\$4,238,072</b>
<b>F.T.E. STAFF</b>	<b>39.500</b>	<b>1.000</b>	<b>0.000</b>	<b>1.200</b>	<b>0.000</b>	<b>0.600</b>	<b>0.000</b>	<b>0.000</b>	<b>42.300</b>

**NARRATIVE INFORMATION ABOUT DECISION ITEMS**

		Expenditures	Revenue	GPR Support
<b>2024 BUDGET BASE</b>		\$6,639,755	\$2,666,683	\$3,973,072
DI #	ZOO-ZOO-1 Zoo Expenditure and Revenue Changes			
DEPT	This decision item modifies expenditures and revenues to better reflect current operations at the Henry Vilas Zoo. Expenditure changes are more than completely offset by accurately recognizing revenues to be recognized from Education, Train and Carousel and as well as a increase in the City of Madison's contribution to Zoo operations.	\$247,000	\$262,000	(\$15,000)
EXEC	Approved as Requested	\$0	\$0	\$0
ADOPTED	Approved as Recommended	\$0	\$0	\$0
NET DI # ZOO-ZOO-1		\$247,000	\$262,000	(\$15,000)

Dept:		Dane County Henry Vilas Zoo	74	Fund Name:		General Fund	
Prgm:		Dane County Henry Vilas Zoo	000/00	Fund No.:		1110	
NARRATIVE INFORMATION ABOUT DECISION ITEMS, cont.				Expenditures	Revenues	GPR Support	
DI #	ZOO-ZOO-2	Events Miscellaneous Expenditures					
DEPT	The decision item creates an account to track expenditures associated with miscellaneous events throughout the year.			\$15,000	\$0	\$15,000	
EXEC	Approved as Requested			\$0	\$0	\$0	
ADOPTED	Approved as Recommended			\$0	\$0	\$0	
NET DI # ZOO-ZOO-2				\$15,000	\$0	\$15,000	
DI #	ZOO-ZOO-3	Zoo Attendant					
DEPT	This decision item enables a pool of diverse candidates, who would not normally qualify for a full time keeper position, the opportunity to work as a Zoo Attendant, learning valuable zookeeping skills that could lead to full time employment.			\$60,000	\$60,000	\$0	
EXEC	Approved as Requested			\$0	\$0	\$0	
ADOPTED	Increase expenditures by \$59,900 to fund the addition of a 0.6 FTE Zoo Attendant.			\$59,900	\$0	\$59,900	
NET DI # ZOO-ZOO-3				\$119,900	\$60,000	\$59,900	
DI #	ZOO-ZOO-4	Personnel Cost Changes					
DEPT				\$0	\$0	\$0	
EXEC	Adjust personnel costs to reflect a 4.5% cost of living increase for County employees in 2024. Also, adjust personnel costs to reflect new retirement (WRS) rates and negotiated handbook changes in effect for 2024.			\$180,100	\$35,900	\$144,200	
ADOPTED	Approved as Recommended			\$0	\$0	\$0	
NET DI # ZOO-ZOO-4				\$180,100	\$35,900	\$144,200	

<b>Dept:</b>	Dane County Henry Vilas Zoo	74	<b>Fund Name:</b>	General Fund		
<b>Prgm:</b>	Dane County Henry Vilas Zoo	000/00	<b>Fund No.:</b>	1110		
<b>NARRATIVE INFORMATION ABOUT DECISION ITEMS, cont.</b>			<b>Expenditures</b>	<b>Revenues</b>	<b>GPR Support</b>	
DI #	ZOO-ZOO-5	Zoo Keeper				
DEPT			\$0	\$0	\$0	
EXEC			\$0	\$0	\$0	
ADOPTED	Increase expenditures by \$60,900 to fund the addition of a 0.6 FTE Zoo Keeper.		\$60,900	\$0	\$60,900	
	NET DI #	ZOO-ZOO-5	\$60,900	\$0	\$60,900	
<b>2024 ADOPTED BUDGET</b>			\$7,262,655	\$3,024,583	\$4,238,072	



Division/Program	FTE	Expenditures	Program Specific Revenues	General Purpose Revenues	
Administration	10.000	\$1,619,615	\$62,000	\$1,557,615	
Park Operations	35.000	\$6,068,825	\$1,934,265	\$4,134,560	
Lussier Family Heritage Center	3.000	\$509,156	\$131,100	\$378,056	
Conservation	14.000	\$2,319,560	\$1,225,690	\$1,093,870	
Lake Management	10.000	\$1,814,216	\$74,800	\$1,739,416	
Water Resource Engineering	9.750	\$1,543,085	\$694,485	\$848,600	
Watersheds & Ecosystem Svcs	6.000	\$774,423	\$0	\$774,423	
<b>Land &amp; Water Resources - Total</b>	<b>87.750</b>	<b>\$14,648,880</b>	<b>\$4,122,340</b>	<b>\$10,526,540</b>	<b>Appropriation</b>

<b>Dept:</b>	Land & Water Resources	63	<b>COUNTY OF DANE</b>		<b>Fund Name:</b>	General Fund
<b>Prgm:</b>	Administration	524/00			<b>Fund No:</b>	1110

Mission:  
 The Department of Land & Water Resources mission is to protect and restore Dane County's natural resources and to promote the sustainable and environmentally responsible enjoyment of those public natural areas.

Description:  
 To provide administrative oversight and internal administrative services to the entire department. The Director is responsible for developing the vision and the mission of the department as defined by elected officials and appointed committee and commission members. The Director reports to the County Executive and is the primary contact for business partners and for the oversight bodies to which the department reports. Staff members will serve as the front line reception staff for customer contact and will conduct general accounting, purchasing, payroll processing, real estate services, GIS services and web support for the department.

	Actual 2022	Adopted 2023	2022 Carry Forward	Board Transfers	Budget As Modified	2023 YTD	Estimated 2023	Executive Recommended
<b>PROGRAM EXPENDITURES</b>								
Personnel Costs	\$1,714,463	\$2,210,100	\$9,917	\$34,023	\$2,254,040	\$569,771	\$2,089,798	\$1,165,405
Operating Expenses	\$205,661	\$165,200	\$59,984	\$32,316	\$257,500	\$58,385	\$257,862	\$165,200
Contractual Services	\$237,015	\$293,800	\$75,014	\$0	\$368,814	\$96,541	\$369,659	\$289,010
Operating Capital	\$0	\$0	\$0	\$0	\$0	\$0	\$0	\$0
<b>TOTAL</b>	<b>\$2,157,139</b>	<b>\$2,669,100</b>	<b>\$144,915</b>	<b>\$66,339</b>	<b>\$2,880,354</b>	<b>\$724,698</b>	<b>\$2,717,319</b>	<b>\$1,619,615</b>
<b>PROGRAM REVENUE</b>								
Taxes	\$0	\$0	\$0	\$0	\$0	\$0	\$0	\$0
Intergovernmental Revenue	\$103,990	\$55,700	\$12,282	\$66,339	\$134,321	\$3,150	\$134,341	\$55,700
Licenses & Permits	\$0	\$0	\$0	\$0	\$0	\$0	\$0	\$0
Fines, Forfeits & Penalties	\$0	\$0	\$0	\$0	\$0	\$0	\$0	\$0
Public Charges for Services	\$170,262	\$152,025	\$0	\$0	\$152,025	\$101,056	\$152,025	\$6,200
Miscellaneous	(\$11,316)	\$100	\$0	\$0	\$100	\$2,238	\$2,238	\$100
Other Financing Sources	\$0	\$0	\$0	\$0	\$0	\$0	\$0	\$0
<b>TOTAL</b>	<b>\$262,936</b>	<b>\$207,825</b>	<b>\$12,282</b>	<b>\$66,339</b>	<b>\$286,446</b>	<b>\$106,444</b>	<b>\$288,604</b>	<b>\$62,000</b>
<b>GPR SUPPORT</b>	<b>\$1,894,203</b>	<b>\$2,461,275</b>			<b>\$2,593,908</b>			<b>\$1,557,615</b>
<b>F.T.E. STAFF</b>	<b>17.000</b>	<b>18.000</b>					<b>18.000</b>	<b>9.000</b>



Dept: Land & Water Resources		63		Fund Name: General Fund					
Prgm: Administration		524/00		Fund No.: 1110					
DI#	2024 Base	Net Decision Items							2024 Adopted Budget
		01	02	03	04	05	06	07	
<b>PROGRAM EXPENDITURES</b>									
Personnel Costs	\$2,220,900	\$0	\$0	(\$372,372)	(\$774,423)	\$91,300	\$0	\$0	\$1,165,405
Operating Expenses	\$165,200	\$0	\$0	\$0	\$0	\$0	\$0	\$0	\$165,200
Contractual Services	\$287,300	\$1,710	\$0	\$0	\$0	\$0	\$0	\$0	\$289,010
Operating Capital	\$0	\$0	\$0	\$0	\$0	\$0	\$0	\$0	\$0
<b>TOTAL</b>	<b>\$2,673,400</b>	<b>\$1,710</b>	<b>\$0</b>	<b>(\$372,372)</b>	<b>(\$774,423)</b>	<b>\$91,300</b>	<b>\$0</b>	<b>\$0</b>	<b>\$1,619,615</b>
<b>PROGRAM REVENUE</b>									
Taxes	\$0	\$0	\$0	\$0	\$0	\$0	\$0	\$0	\$0
Intergovernmental Revenue	\$55,700	\$0	\$0	\$0	\$0	\$0	\$0	\$0	\$55,700
Licenses & Permits	\$0	\$0	\$0	\$0	\$0	\$0	\$0	\$0	\$0
Fines, Forfeits & Penalties	\$0	\$0	\$0	\$0	\$0	\$0	\$0	\$0	\$0
Public Charges for Services	\$152,025	\$0	(\$145,825)	\$0	\$0	\$0	\$0	\$0	\$6,200
Miscellaneous	\$100	\$0	\$0	\$0	\$0	\$0	\$0	\$0	\$100
Other Financing Sources	\$0	\$0	\$0	\$0	\$0	\$0	\$0	\$0	\$0
<b>TOTAL</b>	<b>\$207,825</b>	<b>\$0</b>	<b>(\$145,825)</b>	<b>\$0</b>	<b>\$0</b>	<b>\$0</b>	<b>\$0</b>	<b>\$0</b>	<b>\$62,000</b>
<b>GPR SUPPORT</b>	<b>\$2,465,575</b>	<b>\$1,710</b>	<b>\$145,825</b>	<b>(\$372,372)</b>	<b>(\$774,423)</b>	<b>\$91,300</b>	<b>\$0</b>	<b>\$0</b>	<b>\$1,557,615</b>
<b>F.T.E. STAFF</b>	<b>18.000</b>	<b>0.000</b>	<b>0.000</b>	<b>(3.000)</b>	<b>(6.000)</b>	<b>0.000</b>	<b>0.000</b>	<b>0.000</b>	<b>9.000</b>
<b>NARRATIVE INFORMATION ABOUT DECISION ITEMS</b>							<b>Expenditures</b>	<b>Revenue</b>	<b>GPR Support</b>
<b>2024 BUDGET BASE</b>							\$2,673,400	\$207,825	\$2,465,575
DI #	L&WR-ADMN-1	Increase Monitoring Station Expense							
DEPT	Increase monitoring station expense due to contractually obligated expenses that have increased.						\$1,710	\$0	\$1,710
EXEC	Approved as Requested						\$0	\$0	\$0
ADOPTED	Approved as Recommended						\$0	\$0	\$0
<b>NET DI # L&amp;WR-ADMN-1</b>							<b>\$1,710</b>	<b>\$0</b>	<b>\$1,710</b>

Dept:	Land & Water Resources	63	Fund Name:	General Fund	
Prgm:	Administration	524/00	Fund No.:	1110	
NARRATIVE INFORMATION ABOUT DECISION ITEMS, cont.			Expenditures	Revenues	GPR Support
DI #	L&WR-ADMN-2	Crop Lease Revenue			
DEPT	To move revenues from the Administration Division to the Parks Division to keep all crop lease revenue in one location.		\$0	(\$145,825)	\$145,825
EXEC	Approved as Requested		\$0	\$0	\$0
ADOPTED	Approved as Recommended		\$0	\$0	\$0
NET DI #		L&WR-ADMN-2	\$0	(\$145,825)	\$145,825
DI #	L&WR-ADMN-3	Labor Reorganization			
DEPT	To move 3 FTE positions from Administration Division to better align personnel expenses.		(\$372,372)	\$0	(\$372,372)
EXEC	Approved as Requested		\$0	\$0	\$0
ADOPTED	Approved as Recommended		\$0	\$0	\$0
NET DI #		L&WR-ADMN-3	(\$372,372)	\$0	(\$372,372)
DI #	L&WR-ADMN-4	Labor Reorganization			
DEPT	To move 6 FTE positions from the Administration Division to Watersheds and Ecosystem Services to better align personnel costs.		(\$774,423)	\$0	(\$774,423)
EXEC	Approved as Requested		\$0	\$0	\$0
ADOPTED	Approved as Recommended		\$0	\$0	\$0
NET DI #		L&WR-ADMN-4	(\$774,423)	\$0	(\$774,423)

Dept:		Land & Water Resources	63	Fund Name:		General Fund	
Prgm:		Administration	524/00	Fund No.:		1110	
NARRATIVE INFORMATION ABOUT DECISION ITEMS, cont.				Expenditures	Revenues	GPR Support	
DI #	L&WR-ADMN-5	Personnel Cost Changes					
DEPT				\$0	\$0	\$0	
EXEC	Adjust personnel costs to reflect a 4.5% cost of living increase for County employees in 2024. Also, adjust personnel costs to reflect new retirement (WRS) rates and negotiated handbook changes in effect for 2024.			\$91,300	\$0	\$91,300	
ADOPTED	Approved as Recommended			\$0	\$0	\$0	
		NET DI #	L&WR-ADMN-5	\$91,300	\$0	\$91,300	
DI #	L&WR-ADMN-6	Remove Position Footnote					
DEPT				\$0	\$0	\$0	
EXEC	Change neither expenditures nor revenues, but modify specific footnoted positions to remove funding references and/or contingencies.			\$0	\$0	\$0	
ADOPTED	Approved as Recommended			\$0	\$0	\$0	
		NET DI #	L&WR-ADMN-6	\$0	\$0	\$0	
<b>2024 ADOPTED BUDGET</b>				\$1,619,615	\$62,000	\$1,557,615	

<b>Dept:</b>	Land & Water Resources	63	<b>COUNTY OF DANE</b>		<b>Fund Name:</b>	General Fund
<b>Prgm:</b>	Parks	528/27			<b>Fund No:</b>	1110

**Mission:** Dane County Parks, a division of the Land & Water Resources Department, strives to preserve and restore the natural, cultural, and historic resources of Dane County and provide the county's residents with a broad array of accessible, high quality resource-based recreational facilities, services and programs.

**Description:** Dane County Parks is responsible for the stewardship of a diverse and inclusive parks system to meet the demand of Dane County residents. Dane County Parks maintains park facilities such as dog parks, campgrounds, shelters, restrooms, and trails. Dane County Parks provides valuable ecosystem services and climate resilience through the protection and restoration of the park land's natural resources. Dane County Parks provides extensive visitor services, including volunteer opportunities, stewardship education, and park rule enforcement. The Dane County Parks & Open Space Plan is updated every five years to guide future protection, facility development priorities, and regional trail connections. These large-scale development priorities and refined through property master plans and are incorporated throughout the park system through specific capital improvement projects.

	Actual 2022	Adopted 2023	2022 Carry Forward	Board Transfers	Budget As Modified	2023 YTD	Estimated 2023	Executive Recommended
<b>PROGRAM EXPENDITURES</b>								
Personnel Costs	\$4,202,048	\$4,492,700	\$56,596	\$142,094	\$4,691,390	\$1,249,938	\$4,655,503	\$4,967,240
Operating Expenses	\$1,334,752	\$820,085	\$807,352	\$189,932	\$1,817,369	\$362,694	\$1,820,461	\$810,985
Contractual Services	\$251,919	\$297,600	\$57,071	\$0	\$354,671	\$61,378	\$354,671	\$290,600
Operating Capital	\$0	\$0	\$236,771	\$0	\$236,771	\$0	\$236,771	\$0
<b>TOTAL</b>	<b>\$5,788,719</b>	<b>\$5,610,385</b>	<b>\$1,157,790</b>	<b>\$332,026</b>	<b>\$7,100,201</b>	<b>\$1,674,010</b>	<b>\$7,067,406</b>	<b>\$6,068,825</b>
<b>PROGRAM REVENUE</b>								
Taxes	\$0	\$0	\$0	\$0	\$0	\$0	\$0	\$0
Intergovernmental Revenue	\$270,482	\$151,090	\$124,605	\$50,000	\$325,695	\$0	\$325,696	\$151,090
Licenses & Permits	\$90,219	\$76,100	\$22,000	\$0	\$98,100	\$24,780	\$98,100	\$76,100
Fines, Forfeits & Penalties	\$11,950	\$12,000	\$0	\$0	\$12,000	\$4,600	\$12,000	\$12,000
Public Charges for Services	\$1,794,306	\$1,446,210	\$96,324	\$282,026	\$1,824,560	\$653,517	\$1,856,484	\$1,667,975
Miscellaneous	\$50,233	\$27,100	\$62,800	\$0	\$89,900	\$41,600	\$104,500	\$27,100
Other Financing Sources	\$0	\$0	\$0	\$0	\$0	\$0	\$0	\$0
<b>TOTAL</b>	<b>\$2,217,189</b>	<b>\$1,712,500</b>	<b>\$305,730</b>	<b>\$332,026</b>	<b>\$2,350,256</b>	<b>\$724,497</b>	<b>\$2,396,780</b>	<b>\$1,934,265</b>
<b>GPR SUPPORT</b>	<b>\$3,571,529</b>	<b>\$3,897,885</b>			<b>\$4,749,945</b>			<b>\$4,134,560</b>
<b>F.T.E. STAFF</b>	<b>33.000</b>	<b>34.000</b>					<b>34.000</b>	<b>35.000</b>

Dept: Land & Water Resources		63							Fund Name: General Fund	
Prgr: Parks		528/27							Fund No.: 1110	
DI#	2024 Base	Net Decision Items							2024 Adopted Budget	
		01	02	03	04	05	06	07		
<b>PROGRAM EXPENDITURES</b>										
Personnel Costs	\$4,607,300	\$92,040	\$0	\$165,200	\$102,700	\$0	\$0	\$0	\$4,967,240	
Operating Expenses	\$820,085	(\$9,100)	\$0	\$0	\$0	\$0	\$0	\$0	\$810,985	
Contractual Services	\$297,600	(\$7,000)	\$0	\$0	\$0	\$0	\$0	\$0	\$290,600	
Operating Capital	\$0	\$0	\$0	\$0	\$0	\$0	\$0	\$0	\$0	
<b>TOTAL</b>	<b>\$5,724,985</b>	<b>\$75,940</b>	<b>\$0</b>	<b>\$165,200</b>	<b>\$102,700</b>	<b>\$0</b>	<b>\$0</b>	<b>\$0</b>	<b>\$6,068,825</b>	
<b>PROGRAM REVENUE</b>										
Taxes	\$0	\$0	\$0	\$0	\$0	\$0	\$0	\$0	\$0	
Intergovernmental Revenue	\$151,090	\$0	\$0	\$0	\$0	\$0	\$0	\$0	\$151,090	
Licenses & Permits	\$76,100	\$0	\$0	\$0	\$0	\$0	\$0	\$0	\$76,100	
Fines, Forfeits & Penalties	\$12,000	\$0	\$0	\$0	\$0	\$0	\$0	\$0	\$12,000	
Public Charges for Services	\$1,446,210	\$75,940	\$145,825	\$0	\$0	\$0	\$0	\$0	\$1,667,975	
Miscellaneous	\$27,100	\$0	\$0	\$0	\$0	\$0	\$0	\$0	\$27,100	
Other Financing Sources	\$0	\$0	\$0	\$0	\$0	\$0	\$0	\$0	\$0	
<b>TOTAL</b>	<b>\$1,712,500</b>	<b>\$75,940</b>	<b>\$145,825</b>	<b>\$0</b>	<b>\$0</b>	<b>\$0</b>	<b>\$0</b>	<b>\$0</b>	<b>\$1,934,265</b>	
GPR SUPPORT	\$4,012,485	\$0	(\$145,825)	\$165,200	\$102,700	\$0	\$0	\$0	\$4,134,560	
F.T.E. STAFF	34.000	0.000	0.000	0.000	1.000	0.000	0.000	0.000	35.000	
<b>NARRATIVE INFORMATION ABOUT DECISION ITEMS</b>							Expenditures	Revenue	GPR Support	
<b>2024 BUDGET BASE</b>							\$5,724,985	\$1,712,500	\$4,012,485	
DI #	L&WR-PARK-1	Reallocation of Expenses & Revenues								
DEPT	To reallocate expenses and revenues to better reflect actual revenue and expenses.						\$75,940	\$75,940	\$0	
EXEC	Approved as Requested						\$0	\$0	\$0	
ADOPTED	Approved as Recommended						\$0	\$0	\$0	
NET DI # L&WR-PARK-1							\$75,940	\$75,940	\$0	

Dept:	Land & Water Resources	63	Fund Name:	General Fund		
Prgm:	Parks	528/27	Fund No.:	1110		
NARRATIVE INFORMATION ABOUT DECISION ITEMS, cont.			Expenditures	Revenues	GPR Support	
DI #	L&WR-PARK-2	Crop Lease Revenue				
DEPT	To move revenues from the Admin Division to the Parks Division to keep all crop lease revenue in one location.		\$0	\$145,825	(\$145,825)	
EXEC	Approved as Requested		\$0	\$0	\$0	
ADOPTED	Approved as Recommended		\$0	\$0	\$0	
		NET DI #	L&WR-PARK-2	\$0	\$145,825	(\$145,825)
DI #	L&WR-PARK-3	Personnel Cost Changes				
DEPT			\$0	\$0	\$0	
EXEC	Adjust personnel costs to reflect a 4.5% cost of living increase for County employees in 2024. Also, adjust personnel costs to reflect new retirement (WRS) rates and negotiated handbook changes in effect for 2024.		\$165,200	\$0	\$165,200	
ADOPTED	Approved as Recommended		\$0	\$0	\$0	
		NET DI #	L&WR-PARK-3	\$165,200	\$0	\$165,200
DI #	L&WR-PARK-4	Park Ranger				
DEPT			\$0	\$0	\$0	
EXEC	Adjust expenditures to reflect the addition of 1.0 FTE Park Ranger.		\$102,700	\$0	\$102,700	
ADOPTED	Approved as Recommended		\$0	\$0	\$0	
		NET DI #	L&WR-PARK-4	\$102,700	\$0	\$102,700
<b>2024 ADOPTED BUDGET</b>			<b>\$6,068,825</b>	<b>\$1,934,265</b>	<b>\$4,134,560</b>	

Dept:	Land & Water Resources	63	COUNTY OF DANE			Fund Name:	General Fund	
Prgm:	Lussier Family Heritage Center	528/29				Fund No:	1110	
<u>Mission:</u>								
Lussier Family Heritage Center is a multi-use, educational and interpretive facility serving a diverse population that provides opportunities for youth and adult learning, volunteerism, outdoor recreation and special events.								
<u>Description:</u>								
The Lussier Family Heritage Center is a solar-powered, Dane County Parks facility that serves a diverse population and provides outdoor and environmental educational experiences for people of all ages and abilities. Location in William G. Lunny Lake Farm County Park, the Heritage Center is surrounded by a native prairie, freshwater marshes, and oak savanna habitats on the rolling hills of glacial drumlins. The Heritage Center is home to the Prairie Learning Center, which surrounds the grounds of the facility. The Prairie Learning Center features two pollinator gardens, a sensory garden, natural play area, prairie seed beds, a monarch waystation, a self-guided interpretive trail and a 300+ year old Heritage Oak Tree.								
	Actual 2022	Adopted 2023	2022 Carry Forward	Board Transfers	Budget As Modified	2023 YTD	Estimated 2023	Executive Recommended
<b>PROGRAM EXPENDITURES</b>								
Personnel Costs	\$241,012	\$205,200	\$33,537	\$0	\$238,737	\$54,772	\$187,041	\$444,756
Operating Expenses	\$50,696	\$59,400	\$14,303	\$0	\$73,703	\$14,273	\$73,703	\$59,400
Contractual Services	\$6,017	\$5,000	\$0	\$0	\$5,000	\$921	\$5,000	\$5,000
Operating Capital	\$0	\$0	\$0	\$0	\$0	\$0	\$0	\$0
<b>TOTAL</b>	<b>\$297,725</b>	<b>\$269,600</b>	<b>\$47,840</b>	<b>\$0</b>	<b>\$317,440</b>	<b>\$69,966</b>	<b>\$265,744</b>	<b>\$509,156</b>
<b>PROGRAM REVENUE</b>								
Taxes	\$0	\$0	\$0	\$0	\$0	\$0	\$0	\$0
Intergovernmental Revenue	\$7,300	\$0	\$0	\$0	\$0	\$0	\$0	\$0
Licenses & Permits	\$0	\$0	\$0	\$0	\$0	\$0	\$0	\$0
Fines, Forfeits & Penalties	\$0	\$0	\$0	\$0	\$0	\$0	\$0	\$0
Public Charges for Services	\$174,906	\$131,100	\$982	\$0	\$132,082	\$106,064	\$132,404	\$131,100
Miscellaneous	\$0	\$0	\$0	\$0	\$0	\$0	\$0	\$0
Other Financing Sources	\$0	\$0	\$0	\$0	\$0	\$0	\$0	\$0
<b>TOTAL</b>	<b>\$182,206</b>	<b>\$131,100</b>	<b>\$982</b>	<b>\$0</b>	<b>\$132,082</b>	<b>\$106,064</b>	<b>\$132,404</b>	<b>\$131,100</b>
<b>GPR SUPPORT</b>	<b>\$115,519</b>	<b>\$138,500</b>			<b>\$185,358</b>			<b>\$378,056</b>
F.T.E. STAFF	0.000	0.000					0.000	2.000

<b>Dept:</b>	Land & Water Resources	63	<b>Fund Name:</b>	General Fund
<b>Prgm:</b>	Lussier Family Heritage Center	528/29	<b>Fund No.:</b>	1110

DI#	2024 Base	Net Decision Items							2024 Adopted Budget
		01	02	03	04	05	06	07	
<b>PROGRAM EXPENDITURES</b>									
Personnel Costs	\$214,700	\$0	\$225,356	\$4,700	\$0	\$0	\$0	\$0	\$444,756
Operating Expenses	\$59,400	\$0	\$0	\$0	\$0	\$0	\$0	\$0	\$59,400
Contractual Services	\$5,000	\$0	\$0	\$0	\$0	\$0	\$0	\$0	\$5,000
Operating Capital	\$0	\$0	\$0	\$0	\$0	\$0	\$0	\$0	\$0
<b>TOTAL</b>	<b>\$279,100</b>	<b>\$0</b>	<b>\$225,356</b>	<b>\$4,700</b>	<b>\$0</b>	<b>\$0</b>	<b>\$0</b>	<b>\$0</b>	<b>\$509,156</b>
<b>PROGRAM REVENUE</b>									
Taxes	\$0	\$0	\$0	\$0	\$0	\$0	\$0	\$0	\$0
Intergovernmental Revenue	\$0	\$0	\$0	\$0	\$0	\$0	\$0	\$0	\$0
Licenses & Permits	\$0	\$0	\$0	\$0	\$0	\$0	\$0	\$0	\$0
Fines, Forfeits & Penalties	\$0	\$0	\$0	\$0	\$0	\$0	\$0	\$0	\$0
Public Charges for Services	\$131,100	\$0	\$0	\$0	\$0	\$0	\$0	\$0	\$131,100
Miscellaneous	\$0	\$0	\$0	\$0	\$0	\$0	\$0	\$0	\$0
Other Financing Sources	\$0	\$0	\$0	\$0	\$0	\$0	\$0	\$0	\$0
<b>TOTAL</b>	<b>\$131,100</b>	<b>\$0</b>	<b>\$0</b>	<b>\$0</b>	<b>\$0</b>	<b>\$0</b>	<b>\$0</b>	<b>\$0</b>	<b>\$131,100</b>
<b>GPR SUPPORT</b>	<b>\$148,000</b>	<b>\$0</b>	<b>\$225,356</b>	<b>\$4,700</b>	<b>\$0</b>	<b>\$0</b>	<b>\$0</b>	<b>\$0</b>	<b>\$378,056</b>
<b>F.T.E. STAFF</b>	<b>0.000</b>	<b>0.000</b>	<b>2.000</b>	<b>0.000</b>	<b>0.000</b>	<b>0.000</b>	<b>0.000</b>	<b>0.000</b>	<b>2.000</b>

**NARRATIVE INFORMATION ABOUT DECISION ITEMS**

		Expenditures	Revenue	GPR Support
<b>2024 BUDGET BASE</b>		\$279,100	\$131,100	\$148,000
DI #	L&WR-HRTG-1 Departmental Reallocations			
DEPT	To reallocate expenses and revenues to better reflect actual costs.	\$0	\$0	\$0
EXEC	Approved as Requested	\$0	\$0	\$0
ADOPTED	Approved as Recommended	\$0	\$0	\$0
NET DI # L&WR-HRTG-1		\$0	\$0	\$0



Dept:		Land & Water Resources	63	Fund Name:		General Fund	
Prgm:		Lussier Family Heritage Center	528/29	Fund No.:		1110	
NARRATIVE INFORMATION ABOUT DECISION ITEMS, cont.				Expenditures	Revenues	GPR Support	
DI #	L&WR-HRTG-2	Labor Reorganization					
DEPT	To move 2 FTE positions from Administration to Heritage Center. Positions include Strategic Engagement Coordinator and Education Coordinator to better align personnel expenses.			\$225,356	\$0	\$225,356	
EXEC	Approved as Requested			\$0	\$0	\$0	
ADOPTED	Approved as Recommended			\$0	\$0	\$0	
			NET DI #	L&WR-HRTG-2	\$225,356	\$0	\$225,356
DI #	L&WR-HRTG-3	Personnel Cost Changes					
DEPT				\$0	\$0	\$0	
EXEC	Adjust personnel costs to reflect a 4.5% cost of living increase for County employees in 2024. Also, adjust personnel costs to reflect new retirement (WRS) rates and negotiated handbook changes in effect for 2024.			\$4,700	\$0	\$4,700	
ADOPTED	Approved as Recommended			\$0	\$0	\$0	
			NET DI #	L&WR-HRTG-3	\$4,700	\$0	\$4,700
<b>2024 ADOPTED BUDGET</b>				\$509,156	\$131,100	\$378,056	

<b>Dept:</b>	Land & Water Resources	63	<b>COUNTY OF DANE</b>	<b>Fund Name:</b>	General Fund
<b>Prgm:</b>	Water Resources Engineering	529/00		<b>Fund No:</b>	1110

Mission: To protect Dane County water resources through erosion control and stormwater management.

Description: This division is assigned all aspects of stormwater management as related to planning assistance; technical services and enforcement as authorized by Chapters 11, 14, and 50. This division will develop and implement scientific methods to monitor, forecast and evaluate various lake management alternatives including water levels, volumes and quality.

	Actual 2022	Adopted 2023	2022 Carry Forward	Board Transfers	Budget As Modified	2023 YTD	Estimated 2023	Executive Recommended
<b>PROGRAM EXPENDITURES</b>								
Personnel Costs	\$1,105,802	\$1,321,450	\$0	\$0	\$1,321,450	\$350,263	\$1,354,983	\$1,455,400
Operating Expenses	\$153,760	\$75,200	\$292,646	\$0	\$367,846	\$13,164	\$369,154	\$75,200
Contractual Services	\$0	\$0	\$0	\$0	\$0	\$0	\$0	\$0
Operating Capital	\$0	\$0	\$0	\$0	\$0	\$0	\$0	\$0
<b>TOTAL</b>	<b>\$1,259,562</b>	<b>\$1,396,650</b>	<b>\$292,646</b>	<b>\$0</b>	<b>\$1,689,296</b>	<b>\$363,426</b>	<b>\$1,724,137</b>	<b>\$1,530,600</b>
<b>PROGRAM REVENUE</b>								
Taxes	\$0	\$0	\$0	\$0	\$0	\$0	\$0	\$0
Intergovernmental Revenue	\$211,682	\$204,500	\$0	\$0	\$204,500	\$106,999	\$230,705	\$204,500
Licenses & Permits	\$347,827	\$406,300	\$0	\$0	\$406,300	\$131,687	\$406,300	\$406,300
Fines, Forfeits & Penalties	\$0	\$2,500	\$0	\$0	\$2,500	\$0	\$2,500	\$2,500
Public Charges for Services	\$99,440	\$68,700	\$0	\$0	\$68,700	\$85,715	\$119,316	\$68,700
Miscellaneous	\$0	\$0	\$0	\$0	\$0	\$0	\$0	\$0
Other Financing Sources	\$0	\$0	\$0	\$0	\$0	\$0	\$0	\$0
<b>TOTAL</b>	<b>\$658,950</b>	<b>\$682,000</b>	<b>\$0</b>	<b>\$0</b>	<b>\$682,000</b>	<b>\$324,401</b>	<b>\$758,821</b>	<b>\$682,000</b>
<b>GPR SUPPORT</b>	<b>\$600,612</b>	<b>\$714,650</b>			<b>\$1,007,296</b>			<b>\$848,600</b>
<b>F.T.E. STAFF</b>	<b>8.600</b>	<b>9.600</b>					<b>9.600</b>	<b>9.600</b>

Dept: Land & Water Resources		63		Fund Name: General Fund					
Prgr: Water Resources Engineering		529/00		Fund No.: 1110					
DI#	2024 Base	Net Decision Items							2024 Adopted Budget
		01	02	03	04	05	06	07	
<b>PROGRAM EXPENDITURES</b>									
Personnel Costs	\$1,399,000	\$56,400	\$12,485	\$0	\$0	\$0	\$0	\$0	\$1,467,885
Operating Expenses	\$75,200	\$0	\$0	\$0	\$0	\$0	\$0	\$0	\$75,200
Contractual Services	\$0	\$0	\$0	\$0	\$0	\$0	\$0	\$0	\$0
Operating Capital	\$0	\$0	\$0	\$0	\$0	\$0	\$0	\$0	\$0
<b>TOTAL</b>	<b>\$1,474,200</b>	<b>\$56,400</b>	<b>\$12,485</b>	<b>\$0</b>	<b>\$0</b>	<b>\$0</b>	<b>\$0</b>	<b>\$0</b>	<b>\$1,543,085</b>
<b>PROGRAM REVENUE</b>									
Taxes	\$0	\$0	\$0	\$0	\$0	\$0	\$0	\$0	\$0
Intergovernmental Revenue	\$204,500	\$0	\$12,485	\$0	\$0	\$0	\$0	\$0	\$216,985
Licenses & Permits	\$406,300	\$0	\$0	\$0	\$0	\$0	\$0	\$0	\$406,300
Fines, Forfeits & Penalties	\$2,500	\$0	\$0	\$0	\$0	\$0	\$0	\$0	\$2,500
Public Charges for Services	\$68,700	\$0	\$0	\$0	\$0	\$0	\$0	\$0	\$68,700
Miscellaneous	\$0	\$0	\$0	\$0	\$0	\$0	\$0	\$0	\$0
Other Financing Sources	\$0	\$0	\$0	\$0	\$0	\$0	\$0	\$0	\$0
<b>TOTAL</b>	<b>\$682,000</b>	<b>\$0</b>	<b>\$12,485</b>	<b>\$0</b>	<b>\$0</b>	<b>\$0</b>	<b>\$0</b>	<b>\$0</b>	<b>\$694,485</b>
GPR SUPPORT	\$792,200	\$56,400	\$0	\$0	\$0	\$0	\$0	\$0	\$848,600
F.T.E. STAFF	9.600	0.000	0.150	0.000	0.000	0.000	0.000	0.000	9.750
<b>NARRATIVE INFORMATION ABOUT DECISION ITEMS</b>							Expenditures	Revenue	GPR Support
<b>2024 BUDGET BASE</b>							\$1,474,200	\$682,000	\$792,200
DI #	L&WR-WRED-1	Personnel Cost Changes					\$0	\$0	\$0
DEPT									
EXEC	Adjust personnel costs to reflect a 4.5% cost of living increase for County employees in 2024. Also, adjust personnel costs to reflect new retirement (WRS) rates and negotiated handbook changes in effect for 2024.					\$56,400	\$0	\$56,400	
ADOPTED	Approved as Recommended					\$0	\$0	\$0	
NET DI # L&WR-WRED-1							\$56,400	\$0	\$56,400

<b>Dept:</b>	Land & Water Resources	63	<b>Fund Name:</b>	General Fund
<b>Prgm:</b>	Water Resources Engineering	529/00	<b>Fund No.:</b>	1110

<b>NARRATIVE INFORMATION ABOUT DECISION ITEMS, cont.</b>			Expenditures	Revenues	GPR Support
DI #	L&WR-WRED-2	Stormwater Education Coordinator			
DEPT			\$0	\$0	\$0
EXEC			\$0	\$0	\$0
ADOPTED	Increase expenditures and revenues in the Department of Land & Water Resources – Water Resource Engineering division by \$12,485 to increase the Storm water Education Coordinator Position from .6 FTE to .75 FTE.		\$12,485	\$12,485	\$0
	NET DI #	L&WR-WRED-2	\$12,485	\$12,485	\$0

--	--	--	--	--	--

<b>2024 ADOPTED BUDGET</b>	\$1,543,085	\$694,485	\$848,600
----------------------------	-------------	-----------	-----------

<b>Dept:</b>	Land & Water Resources	63	<b>COUNTY OF DANE</b>	<b>Fund Name:</b>	General Fund
<b>Prgrm:</b>	Watersheds & Ecosystem Services	530/00		<b>Fund No:</b>	1110

Mission:

To improve Dane County's natural resources by implementing innovative conservation solutions, at watershed scales, while quantifying ecosystems services.

Description:

The Watersheds & Ecosystem Services Division works with internal and external partners on developing innovation conservation solutions that help achieve our County's environmental goals. Current goals include; protecting and improving surface water quality, building community flood resilience, and increasing carbon sequestration. Progress towards these goals is broadly tracked through five Ecosystem Service areas. The include; phosphorus abatement, carbon sequestration, runoff infiltration, stream restoration, and wetland restoration. Metrics are measured, tracked, and calculated using the most up-to-date and practical methods available to report progress at different watershed scales.

	Actual 2022	Adopted 2023	2022 Carry Forward	Board Transfers	Budget As Modified	2023 YTD	Estimated 2023	Executive Recommended
<b>PROGRAM EXPENDITURES</b>								
Personnel Costs	\$0	\$0	\$0	\$0	\$0	\$0	\$0	\$774,423
Operating Expenses	\$0	\$0	\$0	\$0	\$0	\$0	\$0	\$0
Contractual Services	\$0	\$0	\$0	\$0	\$0	\$0	\$0	\$0
Operating Capital	\$0	\$0	\$0	\$0	\$0	\$0	\$0	\$0
<b>TOTAL</b>	<b>\$0</b>	<b>\$0</b>	<b>\$0</b>	<b>\$0</b>	<b>\$0</b>	<b>\$0</b>	<b>\$0</b>	<b>\$774,423</b>
<b>PROGRAM REVENUE</b>								
Taxes	\$0	\$0	\$0	\$0	\$0	\$0	\$0	\$0
Intergovernmental Revenue	\$0	\$0	\$0	\$0	\$0	\$0	\$0	\$0
Licenses & Permits	\$0	\$0	\$0	\$0	\$0	\$0	\$0	\$0
Fines, Forfeits & Penalties	\$0	\$0	\$0	\$0	\$0	\$0	\$0	\$0
Public Charges for Services	\$0	\$0	\$0	\$0	\$0	\$0	\$0	\$0
Miscellaneous	\$0	\$0	\$0	\$0	\$0	\$0	\$0	\$0
Other Financing Sources	\$0	\$0	\$0	\$0	\$0	\$0	\$0	\$0
<b>TOTAL</b>	<b>\$0</b>	<b>\$0</b>	<b>\$0</b>	<b>\$0</b>	<b>\$0</b>	<b>\$0</b>	<b>\$0</b>	<b>\$0</b>
<b>GPR SUPPORT</b>	<b>\$0</b>	<b>\$0</b>			<b>\$0</b>			<b>\$774,423</b>
<b>F.T.E. STAFF</b>	<b>0.000</b>	<b>0.000</b>					<b>0.000</b>	<b>6.000</b>

<b>Dept:</b>	Land & Water Resources	63	<b>Fund Name:</b>	General Fund
<b>Prgm:</b>	Watersheds & Ecosystem Services	530/00	<b>Fund No.:</b>	1110

DI#	2024 Base	Net Decision Items							2024 Adopted Budget	
		01	02	03	04	05	06	07		
<b>PROGRAM EXPENDITURES</b>										
Personnel Costs	\$0	\$774,423	\$0	\$0	\$0	\$0	\$0	\$0	\$0	\$774,423
Operating Expenses	\$0	\$0	\$0	\$0	\$0	\$0	\$0	\$0	\$0	\$0
Contractual Services	\$0	\$0	\$0	\$0	\$0	\$0	\$0	\$0	\$0	\$0
Operating Capital	\$0	\$0	\$0	\$0	\$0	\$0	\$0	\$0	\$0	\$0
<b>TOTAL</b>	<b>\$0</b>	<b>\$774,423</b>	<b>\$0</b>	<b>\$0</b>	<b>\$0</b>	<b>\$0</b>	<b>\$0</b>	<b>\$0</b>	<b>\$0</b>	<b>\$774,423</b>
<b>PROGRAM REVENUE</b>										
Taxes	\$0	\$0	\$0	\$0	\$0	\$0	\$0	\$0	\$0	\$0
Intergovernmental Revenue	\$0	\$0	\$0	\$0	\$0	\$0	\$0	\$0	\$0	\$0
Licenses & Permits	\$0	\$0	\$0	\$0	\$0	\$0	\$0	\$0	\$0	\$0
Fines, Forfeits & Penalties	\$0	\$0	\$0	\$0	\$0	\$0	\$0	\$0	\$0	\$0
Public Charges for Services	\$0	\$0	\$0	\$0	\$0	\$0	\$0	\$0	\$0	\$0
Miscellaneous	\$0	\$0	\$0	\$0	\$0	\$0	\$0	\$0	\$0	\$0
Other Financing Sources	\$0	\$0	\$0	\$0	\$0	\$0	\$0	\$0	\$0	\$0
<b>TOTAL</b>	<b>\$0</b>	<b>\$0</b>	<b>\$0</b>	<b>\$0</b>	<b>\$0</b>	<b>\$0</b>	<b>\$0</b>	<b>\$0</b>	<b>\$0</b>	<b>\$0</b>
<b>GPR SUPPORT</b>	<b>\$0</b>	<b>\$774,423</b>	<b>\$0</b>	<b>\$0</b>	<b>\$0</b>	<b>\$0</b>	<b>\$0</b>	<b>\$0</b>	<b>\$0</b>	<b>\$774,423</b>
<b>F.T.E. STAFF</b>	<b>0.000</b>	<b>6.000</b>	<b>0.000</b>	<b>0.000</b>	<b>0.000</b>	<b>0.000</b>	<b>0.000</b>	<b>0.000</b>	<b>0.000</b>	<b>6.000</b>

**NARRATIVE INFORMATION ABOUT DECISION ITEMS**

		Expenditures	Revenue	GPR Support
<b>2024 BUDGET BASE</b>		\$0	\$0	\$0
DI #	L&WR-WSHD-1 Labor Reorganization			
DEPT	To move six FTE positions from Administration to Watersheds & Ecosystem Services to better align personnel costs.	\$774,423	\$0	\$774,423
EXEC	Approved as Requested	\$0	\$0	\$0
ADOPTED	Approved as Recommended	\$0	\$0	\$0
NET DI # L&WR-WSHD-1		\$774,423	\$0	\$774,423
<b>2024 ADOPTED BUDGET</b>		<b>\$774,423</b>	<b>\$0</b>	<b>\$774,423</b>

Dept:	Land & Water Resources	63	COUNTY OF DANE			Fund Name:	General Fund	
Prgm:	Conservation	526/00				Fund No:	1110	
<u>Mission:</u>								
To protect and enhance soil and water resources in Dane County by providing landowners with conservation planning, technical services, and cost-sharing funding assistance.								
<u>Description:</u>								
The Land Conservation Division works to protect and enhance local soil and water resources providing benefits to the environment while maintaining a vibrant agricultural community. The division manages a variety of voluntary conservation programs providing conservation planning, design, and implementation of agricultural practices to improve water quality, build soil health, provide flood mitigation, encourage infiltration, enhance wildlife habitat, and sequester carbon. The division also administers Chapter 49: Agricultural Performance Standards and Manure Management, Dane County Code of Ordinances, which addresses agricultural performance standards and manure management requirements to protect human health and safety as well as protect surface water and groundwater resources of Dane County.								
	Actual 2022	Adopted 2023	2022 Carry Forward	Board Transfers	Budget As Modified	2023 YTD	Estimated 2023	Executive Recommended
<b>PROGRAM EXPENDITURES</b>								
Personnel Costs	\$1,432,092	\$1,652,200	\$59,451	\$0	\$1,711,651	\$449,612	\$1,754,310	\$1,857,200
Operating Expenses	\$326,361	\$412,360	\$554,778	\$0	\$967,138	\$181,698	\$967,138	\$462,360
Contractual Services	\$0	\$0	\$0	\$0	\$0	\$0	\$0	\$0
Operating Capital	\$0	\$0	\$0	\$0	\$0	\$0	\$0	\$0
<b>TOTAL</b>	<b>\$1,758,453</b>	<b>\$2,064,560</b>	<b>\$614,230</b>	<b>\$0</b>	<b>\$2,678,790</b>	<b>\$631,310</b>	<b>\$2,721,448</b>	<b>\$2,319,560</b>
<b>PROGRAM REVENUE</b>								
Taxes	\$0	\$0	\$0	\$0	\$0	\$0	\$0	\$0
Intergovernmental Revenue	\$1,094,177	\$1,123,190	\$617,434	\$0	\$1,740,624	\$304,690	\$1,740,624	\$1,223,190
Licenses & Permits	\$0	\$0	\$0	\$0	\$0	\$0	\$0	\$0
Fines, Forfeits & Penalties	\$0	\$0	\$0	\$0	\$0	\$0	\$0	\$0
Public Charges for Services	\$6,000	\$0	\$4,000	\$0	\$4,000	\$0	\$4,000	\$0
Miscellaneous	\$4,440	\$2,500	\$0	\$0	\$2,500	\$100	\$2,500	\$2,500
Other Financing Sources	\$0	\$0	\$0	\$0	\$0	\$0	\$0	\$0
<b>TOTAL</b>	<b>\$1,104,617</b>	<b>\$1,125,690</b>	<b>\$621,434</b>	<b>\$0</b>	<b>\$1,747,124</b>	<b>\$304,790</b>	<b>\$1,747,124</b>	<b>\$1,225,690</b>
<b>GPR SUPPORT</b>	<b>\$653,836</b>	<b>\$938,870</b>			<b>\$931,666</b>			<b>\$1,093,870</b>
<b>F.T.E. STAFF</b>	<b>13.000</b>	<b>14.000</b>					<b>14.000</b>	<b>14.000</b>

<b>Dept:</b>	Land & Water Resources	63	<b>Fund Name:</b>	General Fund
<b>Prgm:</b>	Conservation	526/00	<b>Fund No.:</b>	1110

DI#	2024 Base	Net Decision Items							2024 Adopted Budget
		01	02	03	04	05	06	07	
<b>PROGRAM EXPENDITURES</b>									
Personnel Costs	\$1,734,700	\$50,000	\$72,500	\$0	\$0	\$0	\$0	\$0	\$1,857,200
Operating Expenses	\$412,360	\$50,000	\$0	\$0	\$0	\$0	\$0	\$0	\$462,360
Contractual Services	\$0	\$0	\$0	\$0	\$0	\$0	\$0	\$0	\$0
Operating Capital	\$0	\$0	\$0	\$0	\$0	\$0	\$0	\$0	\$0
<b>TOTAL</b>	<b>\$2,147,060</b>	<b>\$100,000</b>	<b>\$72,500</b>	<b>\$0</b>	<b>\$0</b>	<b>\$0</b>	<b>\$0</b>	<b>\$0</b>	<b>\$2,319,560</b>
<b>PROGRAM REVENUE</b>									
Taxes	\$0	\$0	\$0	\$0	\$0	\$0	\$0	\$0	\$0
Intergovernmental Revenue	\$1,123,190	\$100,000	\$0	\$0	\$0	\$0	\$0	\$0	\$1,223,190
Licenses & Permits	\$0	\$0	\$0	\$0	\$0	\$0	\$0	\$0	\$0
Fines, Forfeits & Penalties	\$0	\$0	\$0	\$0	\$0	\$0	\$0	\$0	\$0
Public Charges for Services	\$0	\$0	\$0	\$0	\$0	\$0	\$0	\$0	\$0
Miscellaneous	\$2,500	\$0	\$0	\$0	\$0	\$0	\$0	\$0	\$2,500
Other Financing Sources	\$0	\$0	\$0	\$0	\$0	\$0	\$0	\$0	\$0
<b>TOTAL</b>	<b>\$1,125,690</b>	<b>\$100,000</b>	<b>\$0</b>	<b>\$0</b>	<b>\$0</b>	<b>\$0</b>	<b>\$0</b>	<b>\$0</b>	<b>\$1,225,690</b>
<b>GPR SUPPORT</b>	<b>\$1,021,370</b>	<b>\$0</b>	<b>\$72,500</b>	<b>\$0</b>	<b>\$0</b>	<b>\$0</b>	<b>\$0</b>	<b>\$0</b>	<b>\$1,093,870</b>
<b>F.T.E. STAFF</b>	<b>14.000</b>	<b>0.000</b>	<b>0.000</b>	<b>0.000</b>	<b>0.000</b>	<b>0.000</b>	<b>0.000</b>	<b>0.000</b>	<b>14.000</b>

**NARRATIVE INFORMATION ABOUT DECISION ITEMS**

		Expenditures	Revenue	GPR Support
<b>2024 BUDGET BASE</b>		\$2,147,060	\$1,125,690	\$1,021,370
DI #	L&WR-CONS-1 Innovation Grant Award From DATCP			
DEPT	To increase expense and revenue lines to reflect an innovation grant award from DATCP. This will increase LTE and social security expenses.	\$100,000	\$100,000	\$0
EXEC	Approved as Requested	\$0	\$0	\$0
ADOPTED	Approved as Recommended	\$0	\$0	\$0
NET DI # L&WR-CONS-1		\$100,000	\$100,000	\$0



Dept: Land & Water Resources		63	Fund Name: General Fund			
Prgm: Conservation		526/00	Fund No.: 1110			
NARRATIVE INFORMATION ABOUT DECISION ITEMS, cont.			Expenditures	Revenues	GPR Support	
DI #	L&WR-CONS-2	Personnel Cost Changes				
DEPT			\$0	\$0	\$0	
EXEC	Adjust personnel costs to reflect a 4.5% cost of living increase for County employees in 2024. Also, adjust personnel costs to reflect new retirement (WRS) rates and negotiated handbook changes in effect for 2024.		\$72,500	\$0	\$72,500	
ADOPTED	Approved as Recommended		\$0	\$0	\$0	
		NET DI #	L&WR-CONS-2	\$72,500	\$0	\$72,500
DI #	L&WR-CONS-3	Remove Position Footnotes				
DEPT			\$0	\$0	\$0	
EXEC	Change neither expenditures nor revenues, but modify specific footnoted positions to remove funding references and/or contingencies.		\$0	\$0	\$0	
ADOPTED	Approved as Recommended		\$0	\$0	\$0	
		NET DI #	L&WR-CONS-3	\$0	\$0	\$0
<b>2024 ADOPTED BUDGET</b>			\$2,319,560	\$1,225,690	\$1,093,870	

<b>Dept:</b>	Land & Water Resources	63	<b>COUNTY OF DANE</b>		<b>Fund Name:</b>	General Fund
<b>Prgm:</b>	Lake Management	528/37			<b>Fund No:</b>	1110

Mission: This Land and Water Resource Department program's mission is to protect our water resources for aquatic health, recreation, and flood mitigation through implementation of lake management programs.

Description: The Lake Management Program is responsible for water monitoring; aquatic plant management; sediment removal in the Yahara River; cleaning and maintaining Dane County beaches; operating and maintaining Tenney, Babcock, LaFollette, and Stewart dams.

	Actual 2022	Adopted 2023	2022 Carry Forward	Board Transfers	Budget As Modified	2023 YTD	Estimated 2023	Executive Recommended
<b>PROGRAM EXPENDITURES</b>								
Personnel Costs	\$1,146,722	\$1,438,000	\$0	\$0	\$1,438,000	\$294,114	\$1,405,199	\$1,658,716
Operating Expenses	\$203,191	\$155,500	\$13,765	\$0	\$169,265	\$46,169	\$169,265	\$155,500
Contractual Services	\$0	\$0	\$0	\$0	\$0	\$0	\$0	\$0
Operating Capital	\$0	\$0	\$0	\$0	\$0	\$0	\$0	\$0
<b>TOTAL</b>	<b>\$1,349,913</b>	<b>\$1,593,500</b>	<b>\$13,765</b>	<b>\$0</b>	<b>\$1,607,265</b>	<b>\$340,283</b>	<b>\$1,574,464</b>	<b>\$1,814,216</b>
<b>PROGRAM REVENUE</b>								
Taxes	\$0	\$0	\$0	\$0	\$0	\$0	\$0	\$0
Intergovernmental Revenue	\$28,523	\$45,000	\$0	\$0	\$45,000	\$0	\$45,000	\$45,000
Licenses & Permits	\$0	\$0	\$0	\$0	\$0	\$0	\$0	\$0
Fines, Forfeits & Penalties	\$0	\$0	\$0	\$0	\$0	\$0	\$0	\$0
Public Charges for Services	\$30,864	\$29,800	\$0	\$0	\$29,800	\$2,987	\$29,800	\$29,800
Miscellaneous	\$0	\$0	\$0	\$0	\$0	\$0	\$0	\$0
Other Financing Sources	\$0	\$0	\$0	\$0	\$0	\$0	\$0	\$0
<b>TOTAL</b>	<b>\$59,387</b>	<b>\$74,800</b>	<b>\$0</b>	<b>\$0</b>	<b>\$74,800</b>	<b>\$2,987</b>	<b>\$74,800</b>	<b>\$74,800</b>
<b>GPR SUPPORT</b>	<b>\$1,290,526</b>	<b>\$1,518,700</b>			<b>\$1,532,465</b>			<b>\$1,739,416</b>
<b>F.T.E. STAFF</b>	<b>8.000</b>	<b>10.000</b>					<b>10.000</b>	<b>11.000</b>

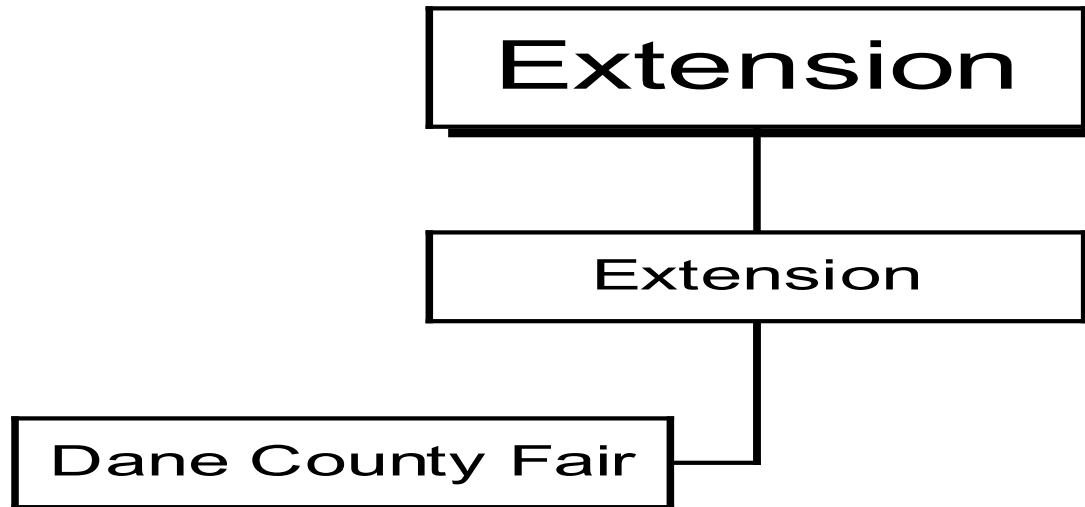
Dept: Land & Water Resources		63		Fund Name: General Fund					
Prgrm: Lake Management		528/37		Fund No.: 1110					
DI#	2024 Base	Net Decision Items							2024 Adopted Budget
		01	02	03	04	05	06	07	
<b>PROGRAM EXPENDITURES</b>									
Personnel Costs	\$1,467,100	\$147,016	\$44,600	\$0	\$0	\$0	\$0	\$0	\$1,658,716
Operating Expenses	\$155,500	\$0	\$0	\$0	\$0	\$0	\$0	\$0	\$155,500
Contractual Services	\$0	\$0	\$0	\$0	\$0	\$0	\$0	\$0	\$0
Operating Capital	\$0	\$0	\$0	\$0	\$0	\$0	\$0	\$0	\$0
<b>TOTAL</b>	<b>\$1,622,600</b>	<b>\$147,016</b>	<b>\$44,600</b>	<b>\$0</b>	<b>\$0</b>	<b>\$0</b>	<b>\$0</b>	<b>\$0</b>	<b>\$1,814,216</b>
<b>PROGRAM REVENUE</b>									
Taxes	\$0	\$0	\$0	\$0	\$0	\$0	\$0	\$0	\$0
Intergovernmental Revenue	\$45,000	\$0	\$0	\$0	\$0	\$0	\$0	\$0	\$45,000
Licenses & Permits	\$0	\$0	\$0	\$0	\$0	\$0	\$0	\$0	\$0
Fines, Forfeits & Penalties	\$0	\$0	\$0	\$0	\$0	\$0	\$0	\$0	\$0
Public Charges for Services	\$29,800	\$0	\$0	\$0	\$0	\$0	\$0	\$0	\$29,800
Miscellaneous	\$0	\$0	\$0	\$0	\$0	\$0	\$0	\$0	\$0
Other Financing Sources	\$0	\$0	\$0	\$0	\$0	\$0	\$0	\$0	\$0
<b>TOTAL</b>	<b>\$74,800</b>	<b>\$0</b>	<b>\$0</b>	<b>\$0</b>	<b>\$0</b>	<b>\$0</b>	<b>\$0</b>	<b>\$0</b>	<b>\$74,800</b>
<b>GPR SUPPORT</b>	<b>\$1,547,800</b>	<b>\$147,016</b>	<b>\$44,600</b>	<b>\$0</b>	<b>\$0</b>	<b>\$0</b>	<b>\$0</b>	<b>\$0</b>	<b>\$1,739,416</b>
<b>F.T.E. STAFF</b>	<b>10.000</b>	<b>1.000</b>	<b>0.000</b>	<b>0.000</b>	<b>0.000</b>	<b>0.000</b>	<b>0.000</b>	<b>0.000</b>	<b>11.000</b>
<b>NARRATIVE INFORMATION ABOUT DECISION ITEMS</b>							<b>Expenditures</b>	<b>Revenue</b>	<b>GPR Support</b>
<b>2024 BUDGET BASE</b>							\$1,622,600	\$74,800	\$1,547,800
DI #	L&WR-LAKE-1 Labor Reorganization								
DEPT	To move 1 FTE Environmental Planner position from Administration to Lake Management due to a reorganization of positions to better align personnel expenses.						\$147,016	\$0	\$147,016
EXEC	Approved as Requested						\$0	\$0	\$0
ADOPTED	Approved as Recommended						\$0	\$0	\$0
NET DI # L&WR-LAKE-1							\$147,016	\$0	\$147,016

<b>Dept:</b>	Land & Water Resources	63	<b>Fund Name:</b>	General Fund
<b>Prgm:</b>	Lake Management	528/37	<b>Fund No.:</b>	1110

<b>NARRATIVE INFORMATION ABOUT DECISION ITEMS, cont.</b>	<b>Expenditures</b>	<b>Revenues</b>	<b>GPR Support</b>
--	---------------------	-----------------	--------------------

DI #	L&WR-LAKE-2	Personnel Cost Changes			
DEPT			\$0	\$0	\$0
EXEC	Adjust personnel costs to reflect a 4.5% cost of living increase for County employees in 2024. Also, adjust personnel costs to reflect new retirement (WRS) rates and negotiated handbook changes in effect for 2024.		\$44,600	\$0	\$44,600
ADOPTED	Approved as Recommended		\$0	\$0	\$0
	NET DI #	L&WR-LAKE-2	\$44,600	\$0	\$44,600

<b>2024 ADOPTED BUDGET</b>	\$1,814,216	\$74,800	\$1,739,416
----------------------------	-------------	----------	-------------



Division/Program	FTE	Expenditures	Program Specific Revenues	General Purpose Revenues
<b>Extension</b>	<b>4.000</b>	<b>\$1,677,756</b>	<b>\$149,600</b>	<b>\$1,528,156 Appropriation</b>

<b>Dept:</b>	Extension	80	<b>COUNTY OF DANE</b>	<b>Fund Name:</b>	General Fund
<b>Prgm:</b>	Extension	000/00		<b>Fund No:</b>	1110

**Mission:** UW-Extension in Dane County provides current research-based information and programming for county residents. Extension educators provide practical education in agriculture, horticulture, youth development, family relationships, financial education, nutrition education, community & economic development, food systems and natural resources. The Dane County UW-Extension staff are supported by UW-Madison and Extension specialists and the department has many collaborating program partners in the county.

**Description:** Under Chapter 59.87 of the Wisconsin Statutes, this office is the official community outreach arm of the University of Wisconsin, and is authorized to make available the educational resources of the University system to county residents who are not primarily campus students. This information spans many subject areas: agriculture, horticulture, business and industry, community development, natural and environmental resources, family living education, nutrition, and youth development. Educators work with committees, individuals, and families, as well as varied citizen and professional groups which include people of every age, socio-economic status, ethnicity and race. The Dane County Extension Office, which has been serving area residents since 1917, currently has educators in crops & soils, dairy, organic vegetable production, home horticulture, financial education, family relationships, 4-H and youth development, natural resources, community & economic development, food systems and the FoodWise nutrition program.

	Actual 2022	Adopted 2023	2022 Carry Forward	Board Transfers	Budget As Modified	2023 YTD	Estimated 2023	Executive Recommended
<b>PROGRAM EXPENDITURES</b>								
Personnel Costs	\$402,714	\$560,300	\$0	\$0	\$560,300	\$164,475	\$529,083	\$496,200
Operating Expenses	\$172,153	\$124,296	\$221,237	\$0	\$345,533	\$86,581	\$345,776	\$124,296
Contractual Services	\$802,471	\$944,474	\$61,801	\$0	\$1,006,275	\$19,025	\$1,006,275	\$934,760
Operating Capital	\$46,086	\$62,500	\$8,363	\$0	\$70,863	\$8,363	\$70,863	\$0
<b>TOTAL</b>	<b>\$1,423,424</b>	<b>\$1,691,570</b>	<b>\$291,401</b>	<b>\$0</b>	<b>\$1,982,971</b>	<b>\$278,444</b>	<b>\$1,951,997</b>	<b>\$1,555,256</b>
<b>PROGRAM REVENUE</b>								
Taxes	\$0	\$0	\$0	\$0	\$0	\$0	\$0	\$0
Intergovernmental Revenue	\$91,819	\$102,418	\$80,432	\$0	\$182,850	\$30,765	\$182,851	\$0
Licenses & Permits	\$0	\$0	\$0	\$0	\$0	\$0	\$0	\$0
Fines, Forfeits & Penalties	\$0	\$0	\$0	\$0	\$0	\$0	\$0	\$0
Public Charges for Services	\$107,630	\$84,100	\$0	\$0	\$84,100	\$48,753	\$93,078	\$84,100
Miscellaneous	\$3,499	\$3,000	\$0	\$0	\$3,000	\$168	\$3,000	\$3,000
Other Financing Sources	\$0	\$0	\$0	\$0	\$0	\$0	\$0	\$0
<b>TOTAL</b>	<b>\$202,949</b>	<b>\$189,518</b>	<b>\$80,432</b>	<b>\$0</b>	<b>\$269,950</b>	<b>\$79,685</b>	<b>\$278,929</b>	<b>\$87,100</b>
<b>GPR SUPPORT</b>	<b>\$1,220,475</b>	<b>\$1,502,052</b>			<b>\$1,713,021</b>			<b>\$1,468,156</b>
<b>F.T.E. STAFF</b>	<b>6.000</b>	<b>5.000</b>					<b>5.000</b>	<b>4.000</b>

Dept: Extension		80						Fund Name: General Fund	
Prgrm: Extension		000/00						Fund No.: 1110	
DI#	2024 Base	Net Decision Items							2024 Adopted Budget
		01	02	03	04	05	06	07	
<b>PROGRAM EXPENDITURES</b>									
Personnel Costs	\$477,500	\$0	\$18,700	\$0	\$0	\$0	\$0	\$0	\$496,200
Operating Expenses	\$124,296	\$0	\$0	\$0	\$0	\$0	\$0	\$0	\$124,296
Contractual Services	\$908,374	\$26,386	\$0	\$60,000	\$0	\$0	\$0	\$0	\$994,760
Operating Capital	\$0	\$0	\$0	\$0	\$62,500	\$0	\$0	\$0	\$62,500
<b>TOTAL</b>	<b>\$1,510,170</b>	<b>\$26,386</b>	<b>\$18,700</b>	<b>\$60,000</b>	<b>\$62,500</b>	<b>\$0</b>	<b>\$0</b>	<b>\$0</b>	<b>\$1,677,756</b>
<b>PROGRAM REVENUE</b>									
Taxes	\$0	\$0	\$0	\$0	\$0	\$0	\$0	\$0	\$0
Intergovernmental Revenue	\$0	\$0	\$0	\$0	\$62,500	\$0	\$0	\$0	\$62,500
Licenses & Permits	\$0	\$0	\$0	\$0	\$0	\$0	\$0	\$0	\$0
Fines, Forfeits & Penalties	\$0	\$0	\$0	\$0	\$0	\$0	\$0	\$0	\$0
Public Charges for Services	\$84,100	\$0	\$0	\$0	\$0	\$0	\$0	\$0	\$84,100
Miscellaneous	\$3,000	\$0	\$0	\$0	\$0	\$0	\$0	\$0	\$3,000
Other Financing Sources	\$0	\$0	\$0	\$0	\$0	\$0	\$0	\$0	\$0
<b>TOTAL</b>	<b>\$87,100</b>	<b>\$0</b>	<b>\$0</b>	<b>\$0</b>	<b>\$62,500</b>	<b>\$0</b>	<b>\$0</b>	<b>\$0</b>	<b>\$149,600</b>
<b>GPR SUPPORT</b>	<b>\$1,423,070</b>	<b>\$26,386</b>	<b>\$18,700</b>	<b>\$60,000</b>	<b>\$0</b>	<b>\$0</b>	<b>\$0</b>	<b>\$0</b>	<b>\$1,528,156</b>
<b>F.T.E. STAFF</b>	<b>4.000</b>	<b>0.000</b>	<b>0.000</b>	<b>0.000</b>	<b>0.000</b>	<b>0.000</b>	<b>0.000</b>	<b>0.000</b>	<b>4.000</b>
<b>NARRATIVE INFORMATION ABOUT DECISION ITEMS</b>							<b>Expenditures</b>	<b>Revenue</b>	<b>GPR Support</b>
<b>2024 BUDGET BASE</b>							\$1,510,170	\$87,100	\$1,423,070
DI #	EXTN-EXTN-1	Educators Pay and Fringe Adjustment							
DEPT	This item funds a 3.75% fee adjustment from UW Extension for 2024 for all educators for pay plan and fringes.						\$26,386	\$0	\$26,386
EXEC	Approved as Requested						\$0	\$0	\$0
ADOPTED	Approved as Recommended						\$0	\$0	\$0
<b>NET DI #</b>							<b>\$26,386</b>	<b>\$0</b>	<b>\$26,386</b>

Dept:		Extension	80	Fund Name:		General Fund	
Prgm:		Extension	000/00	Fund No.:		1110	
NARRATIVE INFORMATION ABOUT DECISION ITEMS, cont.				Expenditures	Revenues	GPR Support	
DI #	EXTN-EXTN-2	Personnel Cost Changes					
DEPT				\$0	\$0	\$0	
EXEC	Adjust personnel costs to reflect a 4.5% cost of living increase for County employees in 2024. Also, adjust personnel costs to reflect new retirement (WRS) rates and negotiated handbook changes in effect for 2024.			\$18,700	\$0	\$18,700	
ADOPTED	Approved as Recommended			\$0	\$0	\$0	
			NET DI #	EXTN-EXTN-2	\$18,700	\$0	\$18,700
DI #	EXTN-EXTN-3	There is no Decision Item					
DEPT				\$0	\$0	\$0	
EXEC				\$0	\$0	\$0	
ADOPTED				\$60,000	\$0	\$60,000	
			NET DI #	EXTN-EXTN-3	\$60,000	\$0	\$60,000
DI #	EXTN-EXTN-4	Food System Action Plan					
DEPT				\$0	\$0	\$0	
EXEC				\$0	\$0	\$0	
ADOPTED	Increase expenditures by \$62,500 in the Department of Extension to provide the county match for a POS contract to REAP to plan and implement a Dane County food system action plan. This amendment would be funded through a reduction in funding for the Second Harvest Food Bank.			\$62,500	\$62,500	\$0	
			NET DI #	EXTN-EXTN-4	\$62,500	\$62,500	\$0
<b>2024 ADOPTED BUDGET</b>				<b>\$1,677,756</b>	<b>\$149,600</b>	<b>\$1,528,156</b>	



# Miscellaneous Appropriations

Dane County Historical Society

Division/Program	FTE	Expenditures	Program Specific Revenues	General Purpose Revenues	
<b>Dane County Historical Society</b>	<b>0.000</b>	<b>\$14,967</b>	<b>\$0</b>	<b>\$14,967</b>	<b>Appropriation</b>

<b>Dept:</b>	Miscellaneous Appropriations	27	<b>COUNTY OF DANE</b>	<b>Fund Name:</b>	General Fund
<b>Prgm:</b>	Dane County Historical Society	502/00		<b>Fund No:</b>	1110

Mission:

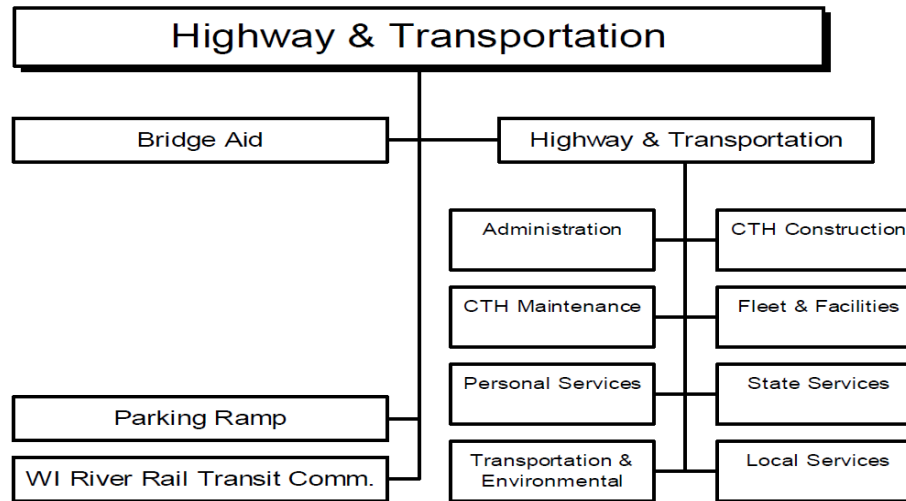
To document and preserve the historical record of Dane County.

Description:

The Society documents and preserves the historical record of Dane County by increasing public awareness of an appreciation for the history of Dane County, through such programs as erecting and maintaining historical markers commemorating Dane County history and maintaining the Dane County Historic Records Archives. The Society also provides public programs on historic and archival subjects. In addition to County support, the Society also actively seeks private and membership support and makes extensive use of volunteers, including its broad-based Board of Directors.

	Actual 2022	Adopted 2023	2022 Carry Forward	Board Transfers	Budget As Modified	2023 YTD	Estimated 2023	Executive Recommended
<b>PROGRAM EXPENDITURES</b>								
Personnel Costs	\$0	\$0	\$0	\$0	\$0	\$0	\$0	\$0
Operating Expenses	\$0	\$0	\$0	\$0	\$0	\$0	\$0	\$0
Contractual Services	\$4,967	\$14,967	\$0	\$0	\$14,967	\$0	\$14,967	\$14,967
Operating Capital	\$0	\$0	\$0	\$0	\$0	\$0	\$0	\$0
<b>TOTAL</b>	<b>\$4,967</b>	<b>\$14,967</b>	<b>\$0</b>	<b>\$0</b>	<b>\$14,967</b>	<b>\$0</b>	<b>\$14,967</b>	<b>\$14,967</b>
<b>PROGRAM REVENUE</b>								
Taxes	\$0	\$0	\$0	\$0	\$0	\$0	\$0	\$0
Intergovernmental Revenue	\$0	\$0	\$0	\$0	\$0	\$0	\$0	\$0
Licenses & Permits	\$0	\$0	\$0	\$0	\$0	\$0	\$0	\$0
Fines, Forfeits & Penalties	\$0	\$0	\$0	\$0	\$0	\$0	\$0	\$0
Public Charges for Services	\$0	\$0	\$0	\$0	\$0	\$0	\$0	\$0
Miscellaneous	\$0	\$0	\$0	\$0	\$0	\$0	\$0	\$0
Other Financing Sources	\$0	\$0	\$0	\$0	\$0	\$0	\$0	\$0
<b>TOTAL</b>	<b>\$0</b>	<b>\$0</b>	<b>\$0</b>	<b>\$0</b>	<b>\$0</b>	<b>\$0</b>	<b>\$0</b>	<b>\$0</b>
<b>GPR SUPPORT</b>	<b>\$4,967</b>	<b>\$14,967</b>			<b>\$14,967</b>			<b>\$14,967</b>
<b>F.T.E. STAFF</b>	<b>0.000</b>	<b>0.000</b>					<b>0.000</b>	<b>0.000</b>

Dept: Miscellaneous Appropriations		27							Fund Name: General Fund	
Prgm: Dane County Historical Society		502/00							Fund No.: 1110	
DI#	2024 Base	Net Decision Items							2024 Adopted Budget	
		01	02	03	04	05	06	07		
<b>PROGRAM EXPENDITURES</b>										
Personnel Costs	\$0	\$0	\$0	\$0	\$0	\$0	\$0	\$0	\$0	
Operating Expenses	\$0	\$0	\$0	\$0	\$0	\$0	\$0	\$0	\$0	
Contractual Services	\$14,967	\$0	\$0	\$0	\$0	\$0	\$0	\$0	\$14,967	
Operating Capital	\$0	\$0	\$0	\$0	\$0	\$0	\$0	\$0	\$0	
<b>TOTAL</b>	<b>\$14,967</b>	<b>\$0</b>	<b>\$0</b>	<b>\$0</b>	<b>\$0</b>	<b>\$0</b>	<b>\$0</b>	<b>\$0</b>	<b>\$14,967</b>	
<b>PROGRAM REVENUE</b>										
Taxes	\$0	\$0	\$0	\$0	\$0	\$0	\$0	\$0	\$0	
Intergovernmental Revenue	\$0	\$0	\$0	\$0	\$0	\$0	\$0	\$0	\$0	
Licenses & Permits	\$0	\$0	\$0	\$0	\$0	\$0	\$0	\$0	\$0	
Fines, Forfeits & Penalties	\$0	\$0	\$0	\$0	\$0	\$0	\$0	\$0	\$0	
Public Charges for Services	\$0	\$0	\$0	\$0	\$0	\$0	\$0	\$0	\$0	
Miscellaneous	\$0	\$0	\$0	\$0	\$0	\$0	\$0	\$0	\$0	
Other Financing Sources	\$0	\$0	\$0	\$0	\$0	\$0	\$0	\$0	\$0	
<b>TOTAL</b>	<b>\$0</b>	<b>\$0</b>	<b>\$0</b>	<b>\$0</b>	<b>\$0</b>	<b>\$0</b>	<b>\$0</b>	<b>\$0</b>	<b>\$0</b>	
GPR SUPPORT	\$14,967	\$0	\$0	\$0	\$0	\$0	\$0	\$0	\$14,967	
F.T.E. STAFF	0.000	0.000	0.000	0.000	0.000	0.000	0.000	0.000	0.000	
<b>NARRATIVE INFORMATION ABOUT DECISION ITEMS</b>							Expenditures	Revenue	GPR Support	
<b>2024 BUDGET BASE</b>							\$14,967	\$0	\$14,967	
<b>2024 ADOPTED BUDGET</b>							\$14,967	\$0	\$14,967	



Division/Program	FTE	Expenditures	Program Specific Revenues	General Purpose Revenues	
<b>Bridge Aid Fund</b>					
<b>Bridge Aid Program</b>	<b>0.000</b>	<b>\$490,440</b>	<b>\$500</b>	<b>\$489,940</b>	<b>Appropriation</b>
<b>General Fund</b>					
Wisconsin River Rail Transit Commission	0.000	\$30,600	\$0	\$30,600	
Parking Ramp	2.000	\$367,700	\$957,600	(\$589,900)	
<b>Highway &amp; Transportation</b>	<b>2.000</b>	<b>\$398,300</b>	<b>\$957,600</b>	<b>(\$559,300)</b>	<b>Appropriation</b>
<b>Highway &amp; Transportation Fund</b>					
Administration	19.200	\$9,145,967	\$845,103	\$8,300,864	
Transit & Environmental	0.200	\$109,700	\$9,500	\$100,200	
CTH Maintenance	35.800	\$10,827,500	\$21,548,169	(\$10,720,669)	
State Services	51.200	\$9,884,500	\$9,884,500	\$0	
Local Services	2.000	\$1,340,600	\$1,340,600	\$0	
Fleet & Facilities	26.600	\$4,217,716	\$0	\$4,217,716	
CTH Construction	17.000	\$0	\$0	\$0	
Personal Services	0.000	\$0	\$0	\$0	
<b>Highway &amp; Transportation Fund</b>	<b>152.000</b>	<b>\$35,525,983</b>	<b>\$33,627,872</b>	<b>\$1,898,111</b>	<b>Appropriation</b>
<b>Highway &amp; Transportation - Total</b>	<b>154.000</b>	<b>\$36,414,723</b>	<b>\$34,585,972</b>	<b>\$1,828,751</b>	<b>Memo Total</b>

Dept:	Public Works, Highway & Transportation	71	COUNTY OF DANE			Fund Name:	Highway	
Prgm:	Administration	110/00				Fund No:	4210	
<b>Mission:</b>								
To provide leadership, guidance, direction and support to the operating programs, Transportation Committee, County Executive and County Board on county transportation related issues.								
<b>Description:</b>								
This program administers and monitors the following areas: personnel management and payroll; engineering oversight (capital & operating) and engineering design supervision; accounting and systems development, including capital and operating budgets; committee activities; purchasing; issuance of utility, overweight and driveway permits; principal and interest on debt and indirect costs; general operations of all divisions.								
	Actual 2022	Adopted 2023	2022 Carry Forward	Board Transfers	Budget As Modified	2023 YTD	Estimated 2023	Executive Recommended
<b>PROGRAM EXPENDITURES</b>								
Personnel Costs	\$2,315,146	\$2,983,800	\$0	\$0	\$2,983,800	\$742,128	\$3,018,073	\$3,294,600
Operating Expenses	\$5,277,531	\$5,128,805	\$18,419	\$0	\$5,147,224	\$1,765,419	\$5,219,529	\$5,128,596
Contractual Services	\$647,359	\$675,919	\$0	\$0	\$675,919	\$222,140	\$675,919	\$722,771
Operating Capital	\$0	\$0	\$0	\$0	\$0	\$0	\$0	\$0
<b>TOTAL</b>	<b>\$8,240,036</b>	<b>\$8,788,524</b>	<b>\$18,419</b>	<b>\$0</b>	<b>\$8,806,943</b>	<b>\$2,729,686</b>	<b>\$8,913,521</b>	<b>\$9,145,967</b>
<b>PROGRAM REVENUE</b>								
Taxes	\$0	\$0	\$0	\$0	\$0	\$0	\$0	\$0
Intergovernmental Revenue	\$1,022,765	\$750,673	\$0	\$0	\$750,673	\$552,080	\$750,673	\$737,503
Licenses & Permits	\$77,681	\$97,500	\$0	\$0	\$97,500	\$20,421	\$97,500	\$97,500
Fines, Forfeits & Penalties	\$0	\$0	\$0	\$0	\$0	\$0	\$0	\$0
Public Charges for Services	\$0	\$0	\$0	\$0	\$0	\$0	\$0	\$0
Miscellaneous	(\$219,539)	\$10,100	\$0	\$0	\$10,100	\$222,363	\$222,463	\$10,100
Other Financing Sources	\$0	\$0	\$0	\$0	\$0	\$0	\$0	\$0
<b>TOTAL</b>	<b>\$880,907</b>	<b>\$858,273</b>	<b>\$0</b>	<b>\$0</b>	<b>\$858,273</b>	<b>\$794,863</b>	<b>\$1,070,636</b>	<b>\$845,103</b>
<b>GPR SUPPORT</b>	<b>\$7,359,128</b>	<b>\$7,930,251</b>			<b>\$7,948,670</b>			<b>\$8,300,864</b>
<b>F.T.E. STAFF</b>	<b>17.200</b>	<b>18.200</b>					<b>18.200</b>	<b>19.200</b>

<b>Dept:</b>	Public Works, Highway & Transportation	71	<b>Fund Name:</b>	Highway
<b>Prgm:</b>	Administration	110/00	<b>Fund No.:</b>	4210

DI#	2024 Base	Net Decision Items							2024 Adopted Budget	
		01	02	03	04	05	06	07		
<b>PROGRAM EXPENDITURES</b>										
Personnel Costs	\$3,067,400	\$122,600	\$0	\$104,600	\$0	\$0	\$0	\$0	\$0	\$3,294,600
Operating Expenses	\$5,128,596	\$0	\$0	\$0	\$0	\$0	\$0	\$0	\$0	\$5,128,596
Contractual Services	\$686,219	\$0	\$0	\$0	\$36,552	\$0	\$0	\$0	\$0	\$722,771
Operating Capital	\$0	\$0	\$0	\$0	\$0	\$0	\$0	\$0	\$0	\$0
<b>TOTAL</b>	<b>\$8,882,215</b>	<b>\$122,600</b>	<b>\$0</b>	<b>\$104,600</b>	<b>\$36,552</b>	<b>\$0</b>	<b>\$0</b>	<b>\$0</b>	<b>\$0</b>	<b>\$9,145,967</b>
<b>PROGRAM REVENUE</b>										
Taxes	\$0	\$0	\$0	\$0	\$0	\$0	\$0	\$0	\$0	\$0
Intergovernmental Revenue	\$750,673	\$67,430	(\$80,600)	\$0	\$0	\$0	\$0	\$0	\$0	\$737,503
Licenses & Permits	\$97,500	\$0	\$0	\$0	\$0	\$0	\$0	\$0	\$0	\$97,500
Fines, Forfeits & Penalties	\$0	\$0	\$0	\$0	\$0	\$0	\$0	\$0	\$0	\$0
Public Charges for Services	\$0	\$0	\$0	\$0	\$0	\$0	\$0	\$0	\$0	\$0
Miscellaneous	\$10,100	\$0	\$0	\$0	\$0	\$0	\$0	\$0	\$0	\$10,100
Other Financing Sources	\$0	\$0	\$0	\$0	\$0	\$0	\$0	\$0	\$0	\$0
<b>TOTAL</b>	<b>\$858,273</b>	<b>\$67,430</b>	<b>(\$80,600)</b>	<b>\$0</b>	<b>\$0</b>	<b>\$0</b>	<b>\$0</b>	<b>\$0</b>	<b>\$0</b>	<b>\$845,103</b>
<b>GPR SUPPORT</b>	<b>\$8,023,942</b>	<b>\$55,170</b>	<b>\$80,600</b>	<b>\$104,600</b>	<b>\$36,552</b>	<b>\$0</b>	<b>\$0</b>	<b>\$0</b>	<b>\$0</b>	<b>\$8,300,864</b>
<b>F.T.E. STAFF</b>	<b>18.200</b>	<b>1.000</b>	<b>0.000</b>	<b>0.000</b>	<b>0.000</b>	<b>0.000</b>	<b>0.000</b>	<b>0.000</b>	<b>0.000</b>	<b>19.200</b>

**NARRATIVE INFORMATION ABOUT DECISION ITEMS**

		Expenditures	Revenue	GPR Support
<b>2024 BUDGET BASE</b>		\$8,882,215	\$858,273	\$8,023,942
DI #	PWHT-ADMN-1 Add one Assistant Maintenance Superintendent			
DEPT	Add one Assistant Maintenance Superintendent funded 55% by WisDOT & 45% by the County. The Asst Maint Supts have additional workload demands due to increased lane miles that require more coordination to safely repair interstate, state & county highways. These additional lane miles include the expansion of the interstate & beltline flex lane. An additional Asst Maint Supt will be able to help meet the needs of the workforce and the added workload demands.	\$122,600	\$67,430	\$55,170
EXEC	Approved as Requested	\$0	\$0	\$0
ADOPTED	Approved as Recommended	\$0	\$0	\$0
NET DI # PWHT-ADMN-1		\$122,600	\$67,430	\$55,170

Dept:		Public Works, Highway & Transportation	71	Fund Name:	Highway	
Prgm:		Administration	110/00	Fund No.:	4210	
NARRATIVE INFORMATION ABOUT DECISION ITEMS, cont.				Expenditures	Revenues	GPR Support
DI #	PWHT-ADMN-2	Record reimbursement reductions by WisDOT				
DEPT		Record reimbursement reductions by WisDOT.		\$0	(\$80,600)	\$80,600
EXEC		Approved as Requested		\$0	\$0	\$0
ADOPTED		Approved as Recommended		\$0	\$0	\$0
		NET DI #	PWHT-ADMN-2	\$0	(\$80,600)	\$80,600
DI #	PWHT-ADMN-3	Personnel Cost Changes				
DEPT				\$0	\$0	\$0
EXEC		Adjust personnel costs to reflect a 4.5% cost of living increase for County employees in 2024. Also, adjust personnel costs to reflect new retirement (WRS) rates and negotiated handbook changes in effect for 2024.		\$104,600	\$0	\$104,600
ADOPTED		Approved as Recommended		\$0	\$0	\$0
		NET DI #	PWHT-ADMN-3	\$104,600	\$0	\$104,600
DI #	PWHT-ADMN-4	Indirect Cost Plan				
DEPT				\$0	\$0	\$0
EXEC		Modify expenditures and revenues to reflect receipt of County's most recently completed Indirect Cost Allocation Plan.		\$36,552	\$0	\$36,552
ADOPTED		Approved as Recommended		\$0	\$0	\$0
		NET DI #	PWHT-ADMN-4	\$36,552	\$0	\$36,552
<b>2024 ADOPTED BUDGET</b>				<b>\$9,145,967</b>	<b>\$845,103</b>	<b>\$8,300,864</b>

<b>Dept:</b>	Public Works, Highway & Transportation	71	<b>COUNTY OF DANE</b>	<b>Fund Name:</b>	Highway
<b>Prgm:</b>	Transit & Environmental	604/00		<b>Fund No:</b>	4210

Mission:

To provide assistance for transit operation, other modes of transportation, and collection and disposal of hazardous materials.

Description:

The Transit Program provides administration of transit and bicycle related grants and studies.

The Hazardous Materials Program helps to ensure proper recycling through the collection of waste oil products from the public at all highway maintenance facilities.

	Actual 2022	Adopted 2023	2022 Carry Forward	Board Transfers	Budget As Modified	2023 YTD	Estimated 2023	Executive Recommended
<b>PROGRAM EXPENDITURES</b>								
Personnel Costs	\$0	\$900	\$0	\$0	\$900	\$0	\$600	\$900
Operating Expenses	\$4,438	\$6,500	\$0	\$0	\$6,500	\$2,182	\$6,500	\$6,500
Contractual Services	\$59,508	\$92,300	\$0	\$0	\$92,300	\$10,722	\$92,300	\$102,300
Operating Capital	\$0	\$0	\$0	\$0	\$0	\$0	\$0	\$0
<b>TOTAL</b>	<b>\$63,946</b>	<b>\$99,700</b>	<b>\$0</b>	<b>\$0</b>	<b>\$99,700</b>	<b>\$12,904</b>	<b>\$99,400</b>	<b>\$109,700</b>
<b>PROGRAM REVENUE</b>								
Taxes	\$0	\$0	\$0	\$0	\$0	\$0	\$0	\$0
Intergovernmental Revenue	\$0	\$0	\$0	\$0	\$0	\$0	\$0	\$0
Licenses & Permits	\$0	\$0	\$0	\$0	\$0	\$0	\$0	\$0
Fines, Forfeits & Penalties	\$0	\$0	\$0	\$0	\$0	\$0	\$0	\$0
Public Charges for Services	\$0	\$0	\$0	\$0	\$0	\$0	\$0	\$0
Miscellaneous	\$0	\$9,500	\$0	\$0	\$9,500	\$0	\$9,500	\$9,500
Other Financing Sources	\$0	\$0	\$0	\$0	\$0	\$0	\$0	\$0
<b>TOTAL</b>	<b>\$0</b>	<b>\$9,500</b>	<b>\$0</b>	<b>\$0</b>	<b>\$9,500</b>	<b>\$0</b>	<b>\$9,500</b>	<b>\$9,500</b>
<b>GPR SUPPORT</b>	<b>\$63,946</b>	<b>\$90,200</b>			<b>\$90,200</b>			<b>\$100,200</b>
F.T.E. STAFF	0.200	0.200					0.200	0.200



Dept: Public Works, Highway & Transportation		71		Fund Name: Highway					
Prgm: Transit & Environmental		604/00		Fund No.: 4210					
DI#	2024 Base	Net Decision Items							2024 Adopted Budget
		01	02	03	04	05	06	07	
<b>PROGRAM EXPENDITURES</b>									
Personnel Costs	\$900	\$0	\$0	\$0	\$0	\$0	\$0	\$0	\$900
Operating Expenses	\$6,500	\$0	\$0	\$0	\$0	\$0	\$0	\$0	\$6,500
Contractual Services	\$92,300	\$10,000	\$0	\$0	\$0	\$0	\$0	\$0	\$102,300
Operating Capital	\$0	\$0	\$0	\$0	\$0	\$0	\$0	\$0	\$0
<b>TOTAL</b>	<b>\$99,700</b>	<b>\$10,000</b>	<b>\$0</b>	<b>\$0</b>	<b>\$0</b>	<b>\$0</b>	<b>\$0</b>	<b>\$0</b>	<b>\$109,700</b>
<b>PROGRAM REVENUE</b>									
Taxes	\$0	\$0	\$0	\$0	\$0	\$0	\$0	\$0	\$0
Intergovernmental Revenue	\$0	\$0	\$0	\$0	\$0	\$0	\$0	\$0	\$0
Licenses & Permits	\$0	\$0	\$0	\$0	\$0	\$0	\$0	\$0	\$0
Fines, Forfeits & Penalties	\$0	\$0	\$0	\$0	\$0	\$0	\$0	\$0	\$0
Public Charges for Services	\$0	\$0	\$0	\$0	\$0	\$0	\$0	\$0	\$0
Miscellaneous	\$9,500	\$0	\$0	\$0	\$0	\$0	\$0	\$0	\$9,500
Other Financing Sources	\$0	\$0	\$0	\$0	\$0	\$0	\$0	\$0	\$0
<b>TOTAL</b>	<b>\$9,500</b>	<b>\$0</b>	<b>\$0</b>	<b>\$0</b>	<b>\$0</b>	<b>\$0</b>	<b>\$0</b>	<b>\$0</b>	<b>\$9,500</b>
<b>GPR SUPPORT</b>	<b>\$90,200</b>	<b>\$10,000</b>	<b>\$0</b>	<b>\$0</b>	<b>\$0</b>	<b>\$0</b>	<b>\$0</b>	<b>\$0</b>	<b>\$100,200</b>
<b>F.T.E. STAFF</b>	<b>0.200</b>	<b>0.000</b>	<b>0.000</b>	<b>0.000</b>	<b>0.000</b>	<b>0.000</b>	<b>0.000</b>	<b>0.000</b>	<b>0.200</b>
<b>NARRATIVE INFORMATION ABOUT DECISION ITEMS</b>							<b>Expenditures</b>	<b>Revenue</b>	<b>GPR Support</b>
<b>2024 BUDGET BASE</b>							\$99,700	\$9,500	\$90,200
DI #	PWHT-TRAN-1	Greater Madison MPO							
DEPT							\$0	\$0	\$0
EXEC	Increase expenditures to provide additional assistance to the Greater Madison Metropolitan Planning Organization.						\$10,000	\$0	\$10,000
ADOPTED	Approved as Recommended						\$0	\$0	\$0
NET DI # PWHT-TRAN-1							\$10,000	\$0	\$10,000
<b>2024 ADOPTED BUDGET</b>							<b>\$109,700</b>	<b>\$9,500</b>	<b>\$100,200</b>

<b>Dept:</b>	Public Works, Highway & Transportation	71	<b>COUNTY OF DANE</b>	<b>Fund Name:</b>	Highway
<b>Prgm:</b>	CTH Maintenance	150/00		<b>Fund No:</b>	4210

Mission: To maintain the County Trunk Highway system in a safe and cost-effective manner, and to provide preventative maintenance in a timely manner in conformance with county and federal safety and maintenance standards.

Description: This program provides maintenance on 513 miles (1,091 lane miles) of highway in conformance with county policy and federal safety and maintenance standards. Maintenance consists of, but is not limited to, pavement repairs, shoulder grading/repair, sweeping, mowing, culvert and bridge repair, center and edgeline painting, signal maintenance, signing placement and repair, ditch and drainage maintenance, litter control, brush and tree control, minor resurfacing, dead animal pick-up and disposal, snow plowing, salting, snow fence installation and removal, transporting accumulations of ice and snow, handling after-hour emergencies.

	Actual 2022	Adopted 2023	2022 Carry Forward	Board Transfers	Budget As Modified	2023 YTD	Estimated 2023	Executive Recommended
<b>PROGRAM EXPENDITURES</b>								
Personnel Costs	\$4,207,087	\$4,582,100	\$0	\$0	\$4,582,100	\$1,722,906	\$4,975,991	\$4,620,300
Operating Expenses	\$6,386,013	\$5,524,200	\$2,929	\$0	\$5,527,129	\$1,852,946	\$5,527,129	\$5,745,200
Contractual Services	\$698,251	\$212,000	\$12,119	\$0	\$224,119	\$42,907	\$224,119	\$462,000
Operating Capital	\$0	\$0	\$0	\$0	\$0	\$0	\$0	\$0
<b>TOTAL</b>	<b>\$11,291,350</b>	<b>\$10,318,300</b>	<b>\$15,048</b>	<b>\$0</b>	<b>\$10,333,348</b>	<b>\$3,618,759</b>	<b>\$10,727,239</b>	<b>\$10,827,500</b>
<b>PROGRAM REVENUE</b>								
Taxes	\$0	\$0	\$0	\$0	\$0	\$0	\$0	\$0
Intergovernmental Revenue	\$7,979,734	\$8,259,169	\$0	\$0	\$8,259,169	\$2,559,172	\$8,492,656	\$9,143,169
Licenses & Permits	\$11,887,055	\$11,855,000	\$0	\$0	\$11,855,000	\$2,892,866	\$11,855,000	\$12,382,000
Fines, Forfeits & Penalties	\$0	\$0	\$0	\$0	\$0	\$0	\$0	\$0
Public Charges for Services	\$0	\$6,000	\$0	\$0	\$6,000	\$0	\$6,000	\$6,000
Miscellaneous	\$157,257	\$17,000	\$0	\$0	\$17,000	\$7,227	\$17,000	\$17,000
Other Financing Sources	\$0	\$0	\$0	\$0	\$0	\$0	\$0	\$0
<b>TOTAL</b>	<b>\$20,024,046</b>	<b>\$20,137,169</b>	<b>\$0</b>	<b>\$0</b>	<b>\$20,137,169</b>	<b>\$5,459,266</b>	<b>\$20,370,656</b>	<b>\$21,548,169</b>
<b>GPR SUPPORT</b>	<b>(\$8,732,696)</b>	<b>(\$9,818,869)</b>			<b>(\$9,803,821)</b>			<b>(\$10,720,669)</b>
<b>F.T.E. STAFF</b>	<b>33.800</b>	<b>33.800</b>					<b>33.800</b>	<b>35.800</b>

Dept: Public Works, Highway & Transportation		71							Fund Name: Highway	
Prgm: CTH Maintenance		150/00							Fund No.: 4210	
DI#	2024 Base	Net Decision Items							2024 Adopted Budget	
		01	02	03	04	05	06	07		
<b>PROGRAM EXPENDITURES</b>										
Personnel Costs	\$4,275,900	\$0	\$0	\$0	\$202,200	\$142,200	\$0	\$0	\$4,620,300	
Operating Expenses	\$5,524,200	\$0	\$0	\$221,000	\$0	\$0	\$0	\$0	\$5,745,200	
Contractual Services	\$212,000	\$0	\$250,000	\$0	\$0	\$0	\$0	\$0	\$462,000	
Operating Capital	\$0	\$0	\$0	\$0	\$0	\$0	\$0	\$0	\$0	
<b>TOTAL</b>	<b>\$10,012,100</b>	<b>\$0</b>	<b>\$250,000</b>	<b>\$221,000</b>	<b>\$202,200</b>	<b>\$142,200</b>	<b>\$0</b>	<b>\$0</b>	<b>\$10,827,500</b>	
<b>PROGRAM REVENUE</b>										
Taxes	\$0	\$0	\$0	\$0	\$0	\$0	\$0	\$0	\$0	
Intergovernmental Revenue	\$8,259,169	\$884,000	\$0	\$0	\$0	\$0	\$0	\$0	\$9,143,169	
Licenses & Permits	\$11,855,000	\$0	\$0	\$0	\$0	\$0	\$527,000	\$0	\$12,382,000	
Fines, Forfeits & Penalties	\$0	\$0	\$0	\$0	\$0	\$0	\$0	\$0	\$0	
Public Charges for Services	\$6,000	\$0	\$0	\$0	\$0	\$0	\$0	\$0	\$6,000	
Miscellaneous	\$17,000	\$0	\$0	\$0	\$0	\$0	\$0	\$0	\$17,000	
Other Financing Sources	\$0	\$0	\$0	\$0	\$0	\$0	\$0	\$0	\$0	
<b>TOTAL</b>	<b>\$20,137,169</b>	<b>\$884,000</b>	<b>\$0</b>	<b>\$0</b>	<b>\$0</b>	<b>\$0</b>	<b>\$527,000</b>	<b>\$0</b>	<b>\$21,548,169</b>	
<b>GPR SUPPORT</b>	<b>(\$10,125,069)</b>	<b>(\$884,000)</b>	<b>\$250,000</b>	<b>\$221,000</b>	<b>\$202,200</b>	<b>\$142,200</b>	<b>(\$527,000)</b>	<b>\$0</b>	<b>(\$10,720,669)</b>	
<b>F.T.E. STAFF</b>	<b>33.800</b>	<b>0.000</b>	<b>0.000</b>	<b>0.000</b>	<b>2.000</b>	<b>0.000</b>	<b>0.000</b>	<b>0.000</b>	<b>35.800</b>	
<b>NARRATIVE INFORMATION ABOUT DECISION ITEMS</b>							<b>Expenditures</b>	<b>Revenue</b>	<b>GPR Support</b>	
<b>2024 BUDGET BASE</b>							<b>\$10,012,100</b>	<b>\$20,137,169</b>	<b>(\$10,125,069)</b>	
DI #	PWHT-OPNS-1		WisDOT GTA Fund Revenue Increase							
DEPT	Increase WisDOT General Transportation Aids to projected for 2024.						\$0	\$884,000	(\$884,000)	
EXEC	Approved as Requested						\$0	\$0	\$0	
ADOPTED	Approved as Recommended						\$0	\$0	\$0	
NET DI # PWHT-OPNS-1							\$0	\$884,000	(\$884,000)	

Dept:		Public Works, Highway & Transportation	71	Fund Name:	Highway	
Prgm:		CTH Maintenance	150/00	Fund No.:	4210	
NARRATIVE INFORMATION ABOUT DECISION ITEMS, cont.				Expenditures	Revenues	GPR Support
DI #	PWHT-OPNS-2	Epoxy Painting and Traffic Signal Maintenance				
DEPT	Increase budget to maintain epoxy painted high volume roadways and upgrade existing traffic signal controllers.			\$250,000	\$0	\$250,000
EXEC	Approved as Requested			\$0	\$0	\$0
ADOPTED	Approved as Recommended			\$0	\$0	\$0
			NET DI # PWHT-OPNS-2	\$250,000	\$0	\$250,000
DI #	PWHT-OPNS-3	Increase Fuel, Materials and Bridge Deck Sealing Budget				
DEPT	Increase fuel, materials and bridge deck sealing budget.			\$221,000	\$0	\$221,000
EXEC	Approved as Requested			\$0	\$0	\$0
ADOPTED	Approved as Recommended			\$0	\$0	\$0
			NET DI # PWHT-OPNS-3	\$221,000	\$0	\$221,000
DI #	PWHT-OPNS-4	New Skilled Laborer Positions				
DEPT	Fund two Skilled Laborer positions to staff winter plowing routes and for additional construction and maintenance.			\$202,200	\$0	\$202,200
EXEC	Approved as Requested			\$0	\$0	\$0
ADOPTED	Approved as Recommended			\$0	\$0	\$0
			NET DI # PWHT-OPNS-4	\$202,200	\$0	\$202,200

Dept: Public Works, Highway & Transportation		71	Fund Name: Highway		
Prgm: CTH Maintenance		150/00	Fund No.: 4210		
NARRATIVE INFORMATION ABOUT DECISION ITEMS, cont.			Expenditures	Revenues	GPR Support
DI #	PWHT-OPNS-5	Personnel Cost Changes			
DEPT			\$0	\$0	\$0
EXEC	Adjust personnel costs to reflect a 4.5% cost of living increase for County employees in 2024. Also, adjust personnel costs to reflect new retirement (WRS) rates and negotiated handbook changes in effect for 2024.		\$142,200	\$0	\$142,200
ADOPTED	Approved as Recommended		\$0	\$0	\$0
		NET DI # PWHT-OPNS-5	\$142,200	\$0	\$142,200
DI #	PWHT-OPNS-6	Local Vehicle Registration Fees			
DEPT			\$0	\$0	\$0
EXEC	Based on projections increase the revenue anticipated in 2024 for Local Vehicle Registration Fees.		\$0	\$527,000	(\$527,000)
ADOPTED	Approved as Recommended		\$0	\$0	\$0
		NET DI # PWHT-OPNS-6	\$0	\$527,000	(\$527,000)
<b>2024 ADOPTED BUDGET</b>			\$10,827,500	\$21,548,169	(\$10,720,669)

<b>Dept:</b>	Public Works, Highway & Transportation	71	<b>COUNTY OF DANE</b>		<b>Fund Name:</b>	Highway
<b>Prgm:</b>	State Services	606/00			<b>Fund No:</b>	4210

Mission:

To provide yearly maintenance on 381 miles of state and federal highways by contract with the Wisconsin Department of Transportation.

Description:

The State Program provides maintenance of 401 miles (1,444 lane miles) of highway in conformance with state policy and federal safety and maintenance standards. Maintenance consists of, but is not limited to, pavement repairs, shoulder grading/repair, sweeping, mowing, culvert and bridge repair, signing placement and repair, ditch and drainage maintenance, litter control, brush and tree control, minor resurfacing, dead animal pick-up and disposal, monitoring utility construction and access permits, snow plowing, salting, snow fence installation and removal, transporting accumulations of ice and snow, and handling after-hours emergencies. The Program bills state governments for actual costs of providing the requested services.

	Actual 2022	Adopted 2023	2022 Carry Forward	Board Transfers	Budget As Modified	2023 YTD	Estimated 2023	Executive Recommended
<b>PROGRAM EXPENDITURES</b>								
Personnel Costs	\$5,255,251	\$5,551,200	\$0	\$0	\$5,551,200	\$2,229,883	\$5,594,950	\$5,749,800
Operating Expenses	\$4,940,217	\$4,134,700	\$362,230	\$0	\$4,496,930	\$2,346,017	\$4,496,930	\$4,134,700
Contractual Services	\$0	\$0	\$0	\$0	\$0	\$0	\$0	\$0
Operating Capital	\$0	\$0	\$0	\$0	\$0	\$0	\$0	\$0
<b>TOTAL</b>	<b>\$10,195,468</b>	<b>\$9,685,900</b>	<b>\$362,230</b>	<b>\$0</b>	<b>\$10,048,130</b>	<b>\$4,575,900</b>	<b>\$10,091,880</b>	<b>\$9,884,500</b>
<b>PROGRAM REVENUE</b>								
Taxes	\$0	\$0	\$0	\$0	\$0	\$0	\$0	\$0
Intergovernmental Revenue	\$10,238,601	\$9,685,900	\$0	\$0	\$9,685,900	\$4,957,030	\$10,091,881	\$9,884,500
Licenses & Permits	\$0	\$0	\$0	\$0	\$0	\$0	\$0	\$0
Fines, Forfeits & Penalties	\$0	\$0	\$0	\$0	\$0	\$0	\$0	\$0
Public Charges for Services	\$0	\$0	\$0	\$0	\$0	\$0	\$0	\$0
Miscellaneous	\$0	\$0	\$0	\$0	\$0	\$0	\$0	\$0
Other Financing Sources	\$0	\$0	\$0	\$0	\$0	\$0	\$0	\$0
<b>TOTAL</b>	<b>\$10,238,601</b>	<b>\$9,685,900</b>	<b>\$0</b>	<b>\$0</b>	<b>\$9,685,900</b>	<b>\$4,957,030</b>	<b>\$10,091,881</b>	<b>\$9,884,500</b>
<b>GPR SUPPORT</b>	<b>(\$43,133)</b>	<b>\$0</b>			<b>\$362,230</b>			<b>\$0</b>
<b>F.T.E. STAFF</b>	<b>49.200</b>	<b>51.200</b>					<b>51.200</b>	<b>51.200</b>

Dept: Public Works, Highway & Transportation		71		Fund Name: Highway						
Prgm: State Services		606/00		Fund No.: 4210						
DI#	2024 Base	Net Decision Items							2024 Adopted Budget	
		01	02	03	04	05	06	07		
<b>PROGRAM EXPENDITURES</b>										
Personnel Costs	\$5,578,100	\$171,700	\$0	\$0	\$0	\$0	\$0	\$0	\$0	\$5,749,800
Operating Expenses	\$4,134,700	\$0	\$0	\$0	\$0	\$0	\$0	\$0	\$0	\$4,134,700
Contractual Services	\$0	\$0	\$0	\$0	\$0	\$0	\$0	\$0	\$0	\$0
Operating Capital	\$0	\$0	\$0	\$0	\$0	\$0	\$0	\$0	\$0	\$0
<b>TOTAL</b>	<b>\$9,712,800</b>	<b>\$171,700</b>	<b>\$0</b>	<b>\$0</b>	<b>\$0</b>	<b>\$0</b>	<b>\$0</b>	<b>\$0</b>	<b>\$0</b>	<b>\$9,884,500</b>
<b>PROGRAM REVENUE</b>										
Taxes	\$0	\$0	\$0	\$0	\$0	\$0	\$0	\$0	\$0	\$0
Intergovernmental Revenue	\$9,712,800	\$171,700	\$0	\$0	\$0	\$0	\$0	\$0	\$0	\$9,884,500
Licenses & Permits	\$0	\$0	\$0	\$0	\$0	\$0	\$0	\$0	\$0	\$0
Fines, Forfeits & Penalties	\$0	\$0	\$0	\$0	\$0	\$0	\$0	\$0	\$0	\$0
Public Charges for Services	\$0	\$0	\$0	\$0	\$0	\$0	\$0	\$0	\$0	\$0
Miscellaneous	\$0	\$0	\$0	\$0	\$0	\$0	\$0	\$0	\$0	\$0
Other Financing Sources	\$0	\$0	\$0	\$0	\$0	\$0	\$0	\$0	\$0	\$0
<b>TOTAL</b>	<b>\$9,712,800</b>	<b>\$171,700</b>	<b>\$0</b>	<b>\$0</b>	<b>\$0</b>	<b>\$0</b>	<b>\$0</b>	<b>\$0</b>	<b>\$0</b>	<b>\$9,884,500</b>
GPR SUPPORT	\$0	\$0	\$0	\$0	\$0	\$0	\$0	\$0	\$0	\$0
F.T.E. STAFF	51.200	0.000	0.000	0.000	0.000	0.000	0.000	0.000	0.000	51.200
<b>NARRATIVE INFORMATION ABOUT DECISION ITEMS</b>							Expenditures	Revenue	GPR Support	
<b>2024 BUDGET BASE</b>							\$9,712,800	\$9,712,800	\$0	
DI #	PWHT-STAT-1	Personnel Cost Changes					\$0	\$0	\$0	
DEPT										
EXEC	Adjust personnel costs to reflect a 4.5% cost of living increase for County employees in 2024. Also, adjust personnel costs to reflect new retirement (WRS) rates and negotiated handbook changes in effect for 2024.					\$171,700	\$171,700	\$0		
ADOPTED	Approved as Recommended					\$0	\$0	\$0		
NET DI # PWHT-STAT-1							\$171,700	\$171,700	\$0	
<b>2024 ADOPTED BUDGET</b>							<b>\$9,884,500</b>	<b>\$9,884,500</b>	<b>\$0</b>	

<b>Dept:</b>	Public Works, Highway & Transportation	71	<b>COUNTY OF DANE</b>		<b>Fund Name:</b>	Highway
<b>Prgm:</b>	Local Services	607/00			<b>Fund No:</b>	4210

Mission:

To provide maintenance and construction services to local units of government as requested.

Description:

The Local Program provides maintenance and construction services to local units of government on various highway and public works projects, upon request and through contracts.

The Program bills local governments for actual costs of providing the requested services.

	Actual 2022	Adopted 2023	2022 Carry Forward	Board Transfers	Budget As Modified	2023 YTD	Estimated 2023	Executive Recommended
<b>PROGRAM EXPENDITURES</b>								
Personnel Costs	\$90,582	\$474,100	\$0	\$0	\$474,100	\$4,957	\$461,707	\$499,400
Operating Expenses	\$1,296,769	\$841,200	\$39,948	\$0	\$881,148	\$294,081	\$881,148	\$841,200
Contractual Services	\$0	\$0	\$0	\$0	\$0	\$0	\$0	\$0
Operating Capital	\$0	\$0	\$0	\$0	\$0	\$0	\$0	\$0
<b>TOTAL</b>	<b>\$1,387,351</b>	<b>\$1,315,300</b>	<b>\$39,948</b>	<b>\$0</b>	<b>\$1,355,248</b>	<b>\$299,039</b>	<b>\$1,342,855</b>	<b>\$1,340,600</b>
<b>PROGRAM REVENUE</b>								
Taxes	\$0	\$0	\$0	\$0	\$0	\$0	\$0	\$0
Intergovernmental Revenue	\$1,382,056	\$1,315,300	\$0	\$0	\$1,315,300	\$319,216	\$1,342,855	\$1,340,600
Licenses & Permits	\$0	\$0	\$0	\$0	\$0	\$0	\$0	\$0
Fines, Forfeits & Penalties	\$0	\$0	\$0	\$0	\$0	\$0	\$0	\$0
Public Charges for Services	\$0	\$0	\$0	\$0	\$0	\$0	\$0	\$0
Miscellaneous	\$0	\$0	\$0	\$0	\$0	\$0	\$0	\$0
Other Financing Sources	\$0	\$0	\$0	\$0	\$0	\$0	\$0	\$0
<b>TOTAL</b>	<b>\$1,382,056</b>	<b>\$1,315,300</b>	<b>\$0</b>	<b>\$0</b>	<b>\$1,315,300</b>	<b>\$319,216</b>	<b>\$1,342,855</b>	<b>\$1,340,600</b>
<b>GPR SUPPORT</b>	<b>\$5,295</b>	<b>\$0</b>			<b>\$39,948</b>			<b>\$0</b>
<b>F.T.E. STAFF</b>	<b>2.000</b>	<b>2.000</b>					<b>2.000</b>	<b>2.000</b>



Dept: Public Works, Highway & Transportation		71		Fund Name: Highway						
Prgrm: Local Services		607/00		Fund No.: 4210						
DI#	2024 Base	Net Decision Items							2024 Adopted Budget	
		01	02	03	04	05	06	07		
<b>PROGRAM EXPENDITURES</b>										
Personnel Costs	\$482,300	\$17,100	\$0	\$0	\$0	\$0	\$0	\$0	\$0	\$499,400
Operating Expenses	\$841,200	\$0	\$0	\$0	\$0	\$0	\$0	\$0	\$0	\$841,200
Contractual Services	\$0	\$0	\$0	\$0	\$0	\$0	\$0	\$0	\$0	\$0
Operating Capital	\$0	\$0	\$0	\$0	\$0	\$0	\$0	\$0	\$0	\$0
<b>TOTAL</b>	<b>\$1,323,500</b>	<b>\$17,100</b>	<b>\$0</b>	<b>\$0</b>	<b>\$0</b>	<b>\$0</b>	<b>\$0</b>	<b>\$0</b>	<b>\$0</b>	<b>\$1,340,600</b>
<b>PROGRAM REVENUE</b>										
Taxes	\$0	\$0	\$0	\$0	\$0	\$0	\$0	\$0	\$0	\$0
Intergovernmental Revenue	\$1,323,500	\$17,100	\$0	\$0	\$0	\$0	\$0	\$0	\$0	\$1,340,600
Licenses & Permits	\$0	\$0	\$0	\$0	\$0	\$0	\$0	\$0	\$0	\$0
Fines, Forfeits & Penalties	\$0	\$0	\$0	\$0	\$0	\$0	\$0	\$0	\$0	\$0
Public Charges for Services	\$0	\$0	\$0	\$0	\$0	\$0	\$0	\$0	\$0	\$0
Miscellaneous	\$0	\$0	\$0	\$0	\$0	\$0	\$0	\$0	\$0	\$0
Other Financing Sources	\$0	\$0	\$0	\$0	\$0	\$0	\$0	\$0	\$0	\$0
<b>TOTAL</b>	<b>\$1,323,500</b>	<b>\$17,100</b>	<b>\$0</b>	<b>\$0</b>	<b>\$0</b>	<b>\$0</b>	<b>\$0</b>	<b>\$0</b>	<b>\$0</b>	<b>\$1,340,600</b>
GPR SUPPORT	\$0	\$0	\$0	\$0	\$0	\$0	\$0	\$0	\$0	\$0
F.T.E. STAFF	2.000	0.000	0.000	0.000	0.000	0.000	0.000	0.000	0.000	2.000
<b>NARRATIVE INFORMATION ABOUT DECISION ITEMS</b>							Expenditures	Revenue	GPR Support	
<b>2024 BUDGET BASE</b>							\$1,323,500	\$1,323,500	\$0	
DI #	PWHT-LOCL-1	Personnel Cost Changes								
DEPT							\$0	\$0	\$0	
EXEC	Adjust personnel costs to reflect a 4.5% cost of living increase for County employees in 2024. Also, adjust personnel costs to reflect new retirement (WRS) rates and negotiated handbook changes in effect for 2024.						\$17,100	\$17,100	\$0	
ADOPTED	Approved as Recommended						\$0	\$0	\$0	
NET DI # PWHT-LOCL-1							\$17,100	\$17,100	\$0	
<b>2024 ADOPTED BUDGET</b>							\$1,340,600	\$1,340,600	\$0	

<b>Dept:</b>	Public Works, Highway & Transportation	71	<b>COUNTY OF DANE</b>	<b>Fund Name:</b>	Highway
<b>Prgm:</b>	Fleet & Facilities	610/00		<b>Fund No:</b>	4210

Mission:

To provide and maintain equipment and facilities necessary to effectively carry out the department's highway construction and maintenance activities.

Description:

The department has approximately 371 units of equipment that are used in the maintenance and construction operations on the state and county highway systems and for projects for local government entities. These units are maintained and stored at facilities at Madison, Mt Horeb, Springfield and the Eastside campus in McFarland.

Equipment revenue is the offset to the equipment charged to each program for actual hours or units of usage. The hourly or unit rate is based on Actual Cost Agreement with the Wisconsin Department of Transportation. The charge rate is calculated to cover all operating costs (fuel, lubricants, repair labor and parts, insurance, etc.) and depreciation. Overhead revenue includes costs associated with shop and facilities operations, excluding salt storage facilities, equipment storage facilities and the administrative office area.

	Actual 2022	Adopted 2023	2022 Carry Forward	Board Transfers	Budget As Modified	2023 YTD	Estimated 2023	Executive Recommended
<b>PROGRAM EXPENDITURES</b>								
Personnel Costs	\$2,744,895	\$3,312,500	\$0	\$0	\$3,312,500	\$1,141,038	\$3,308,976	\$3,506,500
Operating Expenses	(\$805,047)	\$85,732	\$34,002	\$0	\$119,734	(\$1,587,722)	\$119,734	\$246,216
Contractual Services	\$421,100	\$372,400	\$0	\$0	\$372,400	\$0	\$372,400	\$465,000
Operating Capital	\$0	\$0	\$0	\$0	\$0	\$0	\$0	\$0
<b>TOTAL</b>	<b>\$2,360,947</b>	<b>\$3,770,632</b>	<b>\$34,002</b>	<b>\$0</b>	<b>\$3,804,634</b>	<b>(\$446,684)</b>	<b>\$3,801,110</b>	<b>\$4,217,716</b>
<b>PROGRAM REVENUE</b>								
Taxes	\$0	\$0	\$0	\$0	\$0	\$0	\$0	\$0
Intergovernmental Revenue	\$0	\$0	\$0	\$0	\$0	\$0	\$0	\$0
Licenses & Permits	\$0	\$0	\$0	\$0	\$0	\$0	\$0	\$0
Fines, Forfeits & Penalties	\$0	\$0	\$0	\$0	\$0	\$0	\$0	\$0
Public Charges for Services	\$0	\$0	\$0	\$0	\$0	\$0	\$0	\$0
Miscellaneous	\$4,166,356	\$0	\$0	\$0	\$0	\$14,319	\$14,319	\$0
Other Financing Sources	\$0	\$0	\$0	\$0	\$0	\$0	\$0	\$0
<b>TOTAL</b>	<b>\$4,166,356</b>	<b>\$0</b>	<b>\$0</b>	<b>\$0</b>	<b>\$0</b>	<b>\$14,319</b>	<b>\$14,319</b>	<b>\$0</b>
<b>GPR SUPPORT</b>	<b>(\$1,805,409)</b>	<b>\$3,770,632</b>			<b>\$3,804,634</b>			<b>\$4,217,716</b>
F.T.E. STAFF	25.600	26.600					26.600	26.600

<b>Dept:</b>	Public Works, Highway & Transportation	71	<b>Fund Name:</b>	Highway
<b>Prgm:</b>	Fleet & Facilities	610/00	<b>Fund No.:</b>	4210

DI#	2024 Base	Net Decision Items							2024 Adopted Budget
		01	02	03	04	05	06	07	
<b>PROGRAM EXPENDITURES</b>									
Personnel Costs	\$3,386,500	\$120,000	\$0	\$0	\$0	\$0	\$0	\$0	\$3,506,500
Operating Expenses	\$177,614	\$0	\$75,030	(\$6,428)	\$0	\$0	\$0	\$0	\$246,216
Contractual Services	\$465,000	\$0	\$0	\$0	\$0	\$0	\$0	\$0	\$465,000
Operating Capital	\$0	\$0	\$0	\$0	\$0	\$0	\$0	\$0	\$0
<b>TOTAL</b>	<b>\$4,029,114</b>	<b>\$120,000</b>	<b>\$75,030</b>	<b>(\$6,428)</b>	<b>\$0</b>	<b>\$0</b>	<b>\$0</b>	<b>\$0</b>	<b>\$4,217,716</b>
<b>PROGRAM REVENUE</b>									
Taxes	\$0	\$0	\$0	\$0	\$0	\$0	\$0	\$0	\$0
Intergovernmental Revenue	\$0	\$0	\$0	\$0	\$0	\$0	\$0	\$0	\$0
Licenses & Permits	\$0	\$0	\$0	\$0	\$0	\$0	\$0	\$0	\$0
Fines, Forfeits & Penalties	\$0	\$0	\$0	\$0	\$0	\$0	\$0	\$0	\$0
Public Charges for Services	\$0	\$0	\$0	\$0	\$0	\$0	\$0	\$0	\$0
Miscellaneous	\$0	\$0	\$0	\$0	\$0	\$0	\$0	\$0	\$0
Other Financing Sources	\$0	\$0	\$0	\$0	\$0	\$0	\$0	\$0	\$0
<b>TOTAL</b>	<b>\$0</b>	<b>\$0</b>	<b>\$0</b>	<b>\$0</b>	<b>\$0</b>	<b>\$0</b>	<b>\$0</b>	<b>\$0</b>	<b>\$0</b>
<b>GPR SUPPORT</b>	<b>\$4,029,114</b>	<b>\$120,000</b>	<b>\$75,030</b>	<b>(\$6,428)</b>	<b>\$0</b>	<b>\$0</b>	<b>\$0</b>	<b>\$0</b>	<b>\$4,217,716</b>
<b>F.T.E. STAFF</b>	<b>26.600</b>	<b>0.000</b>	<b>0.000</b>	<b>0.000</b>	<b>0.000</b>	<b>0.000</b>	<b>0.000</b>	<b>0.000</b>	<b>26.600</b>

NARRATIVE INFORMATION ABOUT DECISION ITEMS			Expenditures	Revenue	GPR Support
<b>2024 BUDGET BASE</b>			\$4,029,114	\$0	\$4,029,114
DI #	PWHT-F&F-1	Personnel Cost Changes	\$0	\$0	\$0
DEPT					
EXEC	Adjust personnel costs to reflect a 4.5% cost of living increase for County employees in 2024. Also, adjust personnel costs to reflect new retirement (WRS) rates and negotiated handbook changes in effect for 2024.		\$120,000	\$0	\$120,000
ADOPTED	Approved as Recommended		\$0	\$0	\$0
NET DI # PWHT-F&F-1			\$120,000	\$0	\$120,000

<b>Dept:</b>	Public Works, Highway & Transportation	71	<b>Fund Name:</b>	Highway		
<b>Prgm:</b>	Fleet & Facilities	610/00	<b>Fund No.:</b>	4210		
<b>NARRATIVE INFORMATION ABOUT DECISION ITEMS, cont.</b>			<b>Expenditures</b>	<b>Revenues</b>	<b>GPR Support</b>	
DI #	PWHT-F&F-2	Fuel and Parts Increase				
DEPT	Increase fuel and parts budget.		\$75,030	\$0	\$75,030	
EXEC	Approved as Requested		\$0	\$0	\$0	
ADOPTED	Approved as Recommended		\$0	\$0	\$0	
		<b>NET DI #</b>	<b>PWHT-F&amp;F-2</b>	<b>\$75,030</b>	<b>\$0</b>	<b>\$75,030</b>
DI #	PWHT-F&F-3	Debt Service				
DEPT			\$0	\$0	\$0	
EXEC	Modify expenditures and revenues to reflect final calculation of 2024 County debt service.		(\$6,428)	\$0	(\$6,428)	
ADOPTED	Approved as Recommended		\$0	\$0	\$0	
		<b>NET DI #</b>	<b>PWHT-F&amp;F-3</b>	<b>(\$6,428)</b>	<b>\$0</b>	<b>(\$6,428)</b>
<b>2024 ADOPTED BUDGET</b>			<b>\$4,217,716</b>	<b>\$0</b>	<b>\$4,217,716</b>	

Dept:	Public Works, Highway & Transportation	71	COUNTY OF DANE			Fund Name:	Highway	
Prgm:	CTH Construction	612/00				Fund No:	4210	
<b>Mission:</b>								
To construct or perform reconstruction on the County Trunk Highway system when the existing pavement is in poor condition and/or when there is excessive congestion, and to improve intersections when it is necessary to provide better traffic flow and/or improve safety.								
<b>Description:</b>								
The CTH Construction Program provides for the costs associated with the construction and/or reconstruction of the 513 miles (1,091 lane miles) of the County Trunk Highway system. Projects include recycling old bituminous pavement, relaying of either concrete or bituminous pavement, shoulder paving, improving intersections, adding traffic signals, procuring right-of-way, and providing advanced engineering and environmental professional services.								
	Actual 2022	Adopted 2023	2022 Carry Forward	Board Transfers	Budget As Modified	2023 YTD	Estimated 2023	Executive Recommended
<b>PROGRAM EXPENDITURES</b>								
Personnel Costs	\$1,665,599	\$1,740,700	\$0	\$0	\$1,740,700	\$91,858	\$1,697,550	\$1,830,500
Operating Expenses	(\$1,363,954)	(\$1,740,700)	\$0	\$0	(\$1,740,700)	\$200,036	(\$1,740,700)	(\$1,830,500)
Contractual Services	\$0	\$0	\$0	\$0	\$0	\$0	\$0	\$0
Operating Capital	\$0	\$0	\$0	\$0	\$0	\$0	\$0	\$0
<b>TOTAL</b>	<b>\$301,646</b>	<b>\$0</b>	<b>\$0</b>	<b>\$0</b>	<b>\$0</b>	<b>\$291,894</b>	<b>(\$43,150)</b>	<b>\$0</b>
<b>PROGRAM REVENUE</b>								
Taxes	\$0	\$0	\$0	\$0	\$0	\$0	\$0	\$0
Intergovernmental Revenue	\$0	\$0	\$0	\$0	\$0	\$0	\$0	\$0
Licenses & Permits	\$0	\$0	\$0	\$0	\$0	\$0	\$0	\$0
Fines, Forfeits & Penalties	\$0	\$0	\$0	\$0	\$0	\$0	\$0	\$0
Public Charges for Services	\$0	\$0	\$0	\$0	\$0	\$0	\$0	\$0
Miscellaneous	\$301,646	\$0	\$0	\$0	\$0	\$291,894	\$291,895	\$0
Other Financing Sources	\$0	\$0	\$0	\$0	\$0	\$0	\$0	\$0
<b>TOTAL</b>	<b>\$301,646</b>	<b>\$0</b>	<b>\$0</b>	<b>\$0</b>	<b>\$0</b>	<b>\$291,894</b>	<b>\$291,895</b>	<b>\$0</b>
<b>GPR SUPPORT</b>	<b>\$0</b>	<b>\$0</b>			<b>\$0</b>			<b>\$0</b>
<b>F.T.E. STAFF</b>	<b>17.000</b>	<b>17.000</b>					<b>17.000</b>	<b>17.000</b>

<b>Dept:</b>	Public Works, Highway & Transportation	71	<b>Fund Name:</b>	Highway
<b>Prgm:</b>	CTH Construction	612/00	<b>Fund No.:</b>	4210

DI#	2024 Base	Net Decision Items							2024 Adopted Budget	
		01	02	03	04	05	06	07		
<b>PROGRAM EXPENDITURES</b>										
Personnel Costs	\$1,768,800	\$61,700	\$0	\$0	\$0	\$0	\$0	\$0	\$0	\$1,830,500
Operating Expenses	(\$1,768,800)	(\$61,700)	\$0	\$0	\$0	\$0	\$0	\$0	\$0	(\$1,830,500)
Contractual Services	\$0	\$0	\$0	\$0	\$0	\$0	\$0	\$0	\$0	\$0
Operating Capital	\$0	\$0	\$0	\$0	\$0	\$0	\$0	\$0	\$0	\$0
<b>TOTAL</b>	<b>\$0</b>	<b>\$0</b>	<b>\$0</b>	<b>\$0</b>	<b>\$0</b>	<b>\$0</b>	<b>\$0</b>	<b>\$0</b>	<b>\$0</b>	<b>\$0</b>
<b>PROGRAM REVENUE</b>										
Taxes	\$0	\$0	\$0	\$0	\$0	\$0	\$0	\$0	\$0	\$0
Intergovernmental Revenue	\$0	\$0	\$0	\$0	\$0	\$0	\$0	\$0	\$0	\$0
Licenses & Permits	\$0	\$0	\$0	\$0	\$0	\$0	\$0	\$0	\$0	\$0
Fines, Forfeits & Penalties	\$0	\$0	\$0	\$0	\$0	\$0	\$0	\$0	\$0	\$0
Public Charges for Services	\$0	\$0	\$0	\$0	\$0	\$0	\$0	\$0	\$0	\$0
Miscellaneous	\$0	\$0	\$0	\$0	\$0	\$0	\$0	\$0	\$0	\$0
Other Financing Sources	\$0	\$0	\$0	\$0	\$0	\$0	\$0	\$0	\$0	\$0
<b>TOTAL</b>	<b>\$0</b>	<b>\$0</b>	<b>\$0</b>	<b>\$0</b>	<b>\$0</b>	<b>\$0</b>	<b>\$0</b>	<b>\$0</b>	<b>\$0</b>	<b>\$0</b>
GPR SUPPORT	\$0	\$0	\$0	\$0	\$0	\$0	\$0	\$0	\$0	\$0
F.T.E. STAFF	17.000	0.000	0.000	0.000	0.000	0.000	0.000	0.000	0.000	17.000

**NARRATIVE INFORMATION ABOUT DECISION ITEMS**

		Expenditures	Revenue	GPR Support
<b>2024 BUDGET BASE</b>		\$0	\$0	\$0
DI #	PWHT-CNST-1 Personnel Cost Changes	\$0	\$0	\$0
DEPT		\$0	\$0	\$0
EXEC	Adjust personnel costs to reflect a 4.5% cost of living increase for County employees in 2024. Also, adjust personnel costs to reflect new retirement (WRS) rates and negotiated handbook changes in effect for 2024.	\$0	\$0	\$0
ADOPTED	Approved as Recommended	\$0	\$0	\$0
NET DI # PWHT-CNST-1		\$0	\$0	\$0
<b>2024 ADOPTED BUDGET</b>		\$0	\$0	\$0

Dept:	Public Works, Highway & Transportation	71	COUNTY OF DANE			Fund Name:	Highway	
Prgm:	Personal Services	614/00				Fund No:	4210	
<u>Mission:</u>								
To provide a program that shows the total personal services costs for all Highway fund programs.								
<u>Description:</u>								
Personal Services reflects total personal services cost for all Highway fund programs, which includes Administration, Transit & Environmental, CTH Maintenance, State and Local Services, Fleet and Facilities and CTH Construction. Personal Services Program has equal offset expense accounts that reflect the actual charges being re-allocated to the other Highway fund programs.								
	Actual 2022	Adopted 2023	2022 Carry Forward	Board Transfers	Budget As Modified	2023 YTD	Estimated 2023	Executive Recommended
<b>PROGRAM EXPENDITURES</b>								
Personnel Costs	(\$318,103)	\$0	\$0	\$0	\$0	(\$44,594)	\$0	\$0
Operating Expenses	\$10	\$0	\$0	\$0	\$0	\$0	\$0	\$0
Contractual Services	\$0	\$0	\$0	\$0	\$0	\$0	\$0	\$0
Operating Capital	\$0	\$0	\$0	\$0	\$0	\$0	\$0	\$0
<b>TOTAL</b>	<b>(\$318,093)</b>	<b>\$0</b>	<b>\$0</b>	<b>\$0</b>	<b>\$0</b>	<b>(\$44,594)</b>	<b>\$0</b>	<b>\$0</b>
<b>PROGRAM REVENUE</b>								
Taxes	\$0	\$0	\$0	\$0	\$0	\$0	\$0	\$0
Intergovernmental Revenue	\$0	\$0	\$0	\$0	\$0	\$0	\$0	\$0
Licenses & Permits	\$0	\$0	\$0	\$0	\$0	\$0	\$0	\$0
Fines, Forfeits & Penalties	\$0	\$0	\$0	\$0	\$0	\$0	\$0	\$0
Public Charges for Services	\$0	\$0	\$0	\$0	\$0	\$0	\$0	\$0
Miscellaneous	\$0	\$0	\$0	\$0	\$0	\$0	\$0	\$0
Other Financing Sources	\$0	\$0	\$0	\$0	\$0	\$0	\$0	\$0
<b>TOTAL</b>	<b>\$0</b>	<b>\$0</b>	<b>\$0</b>	<b>\$0</b>	<b>\$0</b>	<b>\$0</b>	<b>\$0</b>	<b>\$0</b>
<b>GPR SUPPORT</b>	<b>(\$318,093)</b>	<b>\$0</b>			<b>\$0</b>			<b>\$0</b>
<b>F.T.E. STAFF</b>	<b>0.000</b>	<b>0.000</b>					<b>0.000</b>	<b>0.000</b>

<b>Dept:</b>	Public Works, Highway & Transportation	71	<b>Fund Name:</b>	Highway
<b>Prgm:</b>	Personal Services	614/00	<b>Fund No.:</b>	4210

DI#	2024 Base	Net Decision Items							2024 Adopted Budget	
		01	02	03	04	05	06	07		
<b>PROGRAM EXPENDITURES</b>										
Personnel Costs	\$0	\$0	\$0	\$0	\$0	\$0	\$0	\$0	\$0	\$0
Operating Expenses	\$0	\$0	\$0	\$0	\$0	\$0	\$0	\$0	\$0	\$0
Contractual Services	\$0	\$0	\$0	\$0	\$0	\$0	\$0	\$0	\$0	\$0
Operating Capital	\$0	\$0	\$0	\$0	\$0	\$0	\$0	\$0	\$0	\$0
<b>TOTAL</b>	<b>\$0</b>	<b>\$0</b>	<b>\$0</b>	<b>\$0</b>	<b>\$0</b>	<b>\$0</b>	<b>\$0</b>	<b>\$0</b>	<b>\$0</b>	<b>\$0</b>
<b>PROGRAM REVENUE</b>										
Taxes	\$0	\$0	\$0	\$0	\$0	\$0	\$0	\$0	\$0	\$0
Intergovernmental Revenue	\$0	\$0	\$0	\$0	\$0	\$0	\$0	\$0	\$0	\$0
Licenses & Permits	\$0	\$0	\$0	\$0	\$0	\$0	\$0	\$0	\$0	\$0
Fines, Forfeits & Penalties	\$0	\$0	\$0	\$0	\$0	\$0	\$0	\$0	\$0	\$0
Public Charges for Services	\$0	\$0	\$0	\$0	\$0	\$0	\$0	\$0	\$0	\$0
Miscellaneous	\$0	\$0	\$0	\$0	\$0	\$0	\$0	\$0	\$0	\$0
Other Financing Sources	\$0	\$0	\$0	\$0	\$0	\$0	\$0	\$0	\$0	\$0
<b>TOTAL</b>	<b>\$0</b>	<b>\$0</b>	<b>\$0</b>	<b>\$0</b>	<b>\$0</b>	<b>\$0</b>	<b>\$0</b>	<b>\$0</b>	<b>\$0</b>	<b>\$0</b>
GPR SUPPORT	\$0	\$0	\$0	\$0	\$0	\$0	\$0	\$0	\$0	\$0
F.T.E. STAFF	0.000	0.000	0.000	0.000	0.000	0.000	0.000	0.000	0.000	0.000

**NARRATIVE INFORMATION ABOUT DECISION ITEMS**

		Expenditures	Revenue	GPR Support
<b>2024 BUDGET BASE</b>		\$0	\$0	\$0
DI #	PWHT-PERS-1 Add New Positions			
DEPT	Recognizing personnel cost for three new positions.	\$0	\$0	\$0
EXEC	Approved as Requested	\$0	\$0	\$0
ADOPTED	Approved as Recommended	\$0	\$0	\$0
NET DI # PWHT-PERS-1		\$0	\$0	\$0



<b>Dept:</b>	Public Works, Highway & Transportation	71	<b>Fund Name:</b>	Highway	
<b>Prgm:</b>	Personal Services	614/00	<b>Fund No.:</b>	4210	
<b>NARRATIVE INFORMATION ABOUT DECISION ITEMS, cont.</b>			<b>Expenditures</b>	<b>Revenues</b>	<b>GPR Support</b>
DI #	PWHT-PERS-2	Personnel Cost Changes			
DEPT			\$0	\$0	\$0
EXEC	Adjust personnel costs to reflect a 4.5% cost of living increase for County employees in 2024. Also, adjust personnel costs to reflect new retirement (WRS) rates and negotiated handbook changes in effect for 2024.		\$0	\$0	\$0
ADOPTED	Approved as Recommended		\$0	\$0	\$0
	NET DI #	PWHT-PERS-2	\$0	\$0	\$0
<b>2024 ADOPTED BUDGET</b>			\$0	\$0	\$0

<b>Dept:</b>	Public Works, Highway & Transportation	71	<b>COUNTY OF DANE</b>	<b>Fund Name:</b>	Bridge Aid
<b>Prgm:</b>	Bridge Aid	000/00		<b>Fund No:</b>	2110

Mission:

To administer Section 81.38 (2) of the Wisconsin Statutes.

Description:

The Bridge Aid Program provides for the construction or repair of culverts and bridges within Dane County. Participating municipalities are reimbursed for 50% of the costs for bridges or culverts that have a 36-inch or greater span. Currently, all towns and the City of Monona participate in the program; no villages are enrolled. Once enrolled, a municipality must continue participation.

	Actual 2022	Adopted 2023	2022 Carry Forward	Board Transfers	Budget As Modified	2023 YTD	Estimated 2023	Executive Recommended
<b>PROGRAM EXPENDITURES</b>								
Personnel Costs	\$0	\$0	\$0	\$0	\$0	\$0	\$0	\$0
Operating Expenses	\$2,296	\$500	\$0	\$0	\$500	\$6,644	\$6,645	\$500
Contractual Services	\$0	\$0	\$0	\$0	\$0	\$0	\$0	\$0
Operating Capital	\$723,161	\$55,412	\$451,522	\$0	\$506,934	\$52,804	\$506,934	\$489,940
<b>TOTAL</b>	<b>\$725,457</b>	<b>\$55,912</b>	<b>\$451,522</b>	<b>\$0</b>	<b>\$507,434</b>	<b>\$59,448</b>	<b>\$513,579</b>	<b>\$490,440</b>
<b>PROGRAM REVENUE</b>								
Taxes	\$0	\$0	\$0	\$0	\$0	\$0	\$0	\$0
Intergovernmental Revenue	\$0	\$0	\$0	\$0	\$0	\$0	\$0	\$0
Licenses & Permits	\$0	\$0	\$0	\$0	\$0	\$0	\$0	\$0
Fines, Forfeits & Penalties	\$0	\$0	\$0	\$0	\$0	\$0	\$0	\$0
Public Charges for Services	\$0	\$0	\$0	\$0	\$0	\$0	\$0	\$0
Miscellaneous	\$2,296	\$500	\$0	\$0	\$500	\$6,644	\$6,645	\$500
Other Financing Sources	\$0	\$0	\$0	\$0	\$0	\$0	\$0	\$0
<b>TOTAL</b>	<b>\$2,296</b>	<b>\$500</b>	<b>\$0</b>	<b>\$0</b>	<b>\$500</b>	<b>\$6,644</b>	<b>\$6,645</b>	<b>\$500</b>
<b>GPR SUPPORT</b>	<b>\$723,161</b>	<b>\$55,412</b>			<b>\$506,934</b>			<b>\$489,940</b>
<b>F.T.E. STAFF</b>	<b>0.000</b>	<b>0.000</b>					<b>0.000</b>	<b>0.000</b>

Dept: Public Works, Highway & Transportation 71		Fund Name: Bridge Aid								
Prgm: Bridge Aid 000/00		Fund No.: 2110								
DI#	2024 Base	Net Decision Items							2024 Adopted Budget	
		01	02	03	04	05	06	07		
<b>PROGRAM EXPENDITURES</b>										
Personnel Costs	\$0	\$0	\$0	\$0	\$0	\$0	\$0	\$0	\$0	\$0
Operating Expenses	\$500	\$0	\$0	\$0	\$0	\$0	\$0	\$0	\$0	\$500
Contractual Services	\$0	\$0	\$0	\$0	\$0	\$0	\$0	\$0	\$0	\$0
Operating Capital	\$0	\$489,940	\$0	\$0	\$0	\$0	\$0	\$0	\$0	\$489,940
<b>TOTAL</b>	<b>\$500</b>	<b>\$489,940</b>	<b>\$0</b>	<b>\$0</b>	<b>\$0</b>	<b>\$0</b>	<b>\$0</b>	<b>\$0</b>	<b>\$0</b>	<b>\$490,440</b>
<b>PROGRAM REVENUE</b>										
Taxes	\$0	\$0	\$0	\$0	\$0	\$0	\$0	\$0	\$0	\$0
Intergovernmental Revenue	\$0	\$0	\$0	\$0	\$0	\$0	\$0	\$0	\$0	\$0
Licenses & Permits	\$0	\$0	\$0	\$0	\$0	\$0	\$0	\$0	\$0	\$0
Fines, Forfeits & Penalties	\$0	\$0	\$0	\$0	\$0	\$0	\$0	\$0	\$0	\$0
Public Charges for Services	\$0	\$0	\$0	\$0	\$0	\$0	\$0	\$0	\$0	\$0
Miscellaneous	\$500	\$0	\$0	\$0	\$0	\$0	\$0	\$0	\$0	\$500
Other Financing Sources	\$0	\$0	\$0	\$0	\$0	\$0	\$0	\$0	\$0	\$0
<b>TOTAL</b>	<b>\$500</b>	<b>\$0</b>	<b>\$0</b>	<b>\$0</b>	<b>\$0</b>	<b>\$0</b>	<b>\$0</b>	<b>\$0</b>	<b>\$0</b>	<b>\$500</b>
GPR SUPPORT	\$0	\$489,940	\$0	\$0	\$0	\$0	\$0	\$0	\$0	\$489,940
F.T.E. STAFF	0.000	0.000	0.000	0.000	0.000	0.000	0.000	0.000	0.000	0.000
<b>NARRATIVE INFORMATION ABOUT DECISION ITEMS</b>										
							Expenditures	Revenue	GPR Support	
<b>2024 BUDGET BASE</b>							\$500	\$500	\$0	
DI #	PWHT-BRDG-1		Bridge Aid Expenses							
DEPT	The Bridge Aid program provides for construction or repair of municipality culverts and bridges. Participating municipalities are reimbursed for 50% of the costs for bridges or culverts that have a 36-inch or greater span. All Towns and the City of Monona participate in the program and no Villages are enrolled. Once enrolled, a municipality must continue participation.									
EXEC	Approved as Requested									
ADOPTED	Approved as Recommended									
NET DI # PWHT-BRDG-1							\$489,940	\$0	\$489,940	
<b>2024 ADOPTED BUDGET</b>							\$490,440	\$500	\$489,940	

<b>Dept:</b>	Public Works, Highway & Transportation	71	<b>COUNTY OF DANE</b>	<b>Fund Name:</b>	General Fund
<b>Prgm:</b>	WI River Rail Transit Commission	602/21		<b>Fund No:</b>	1110

Mission: To preserve rail service or the potential for rail service on the branch lines running between Prairie du Chien and Fox Lake, Illinois, and to influence policy relative to the future use of the rail corridor should the rail service be discontinued.

Description: The Wisconsin River Rail Trail Commission (WRRTC) is a joint county commission created in 1980 under the provisions of Wisconsin Statutes 59.968 and 66.30, for the purpose of providing for the continuation of branch line rail service. This includes acquisition and rehabilitation of branch lines; operation and maintenance of these lines; lease of lines to an operator; or contract with any operator to use these lines. Current WRRTC member counties include Crawford, Dane, Grant, Iowa, Rock, Sauk, Walworth, and Waukesha. WRRTC has an operating contract with Wisconsin and Southern Railroad for the rail line. WRRTC is an eligible recipient of grants from the Wisconsin Department of Transportation (WisDOT) for the cost of acquiring track and structures, and the cost of line rehabilitation.

	Actual 2022	Adopted 2023	2022 Carry Forward	Board Transfers	Budget As Modified	2023 YTD	Estimated 2023	Executive Recommended
<b>PROGRAM EXPENDITURES</b>								
Personnel Costs	\$293	\$600	\$0	\$0	\$600	\$60	\$341	\$600
Operating Expenses	\$0	\$0	\$0	\$0	\$0	\$0	\$0	\$0
Contractual Services	\$0	\$0	\$0	\$0	\$0	\$0	\$0	\$0
Operating Capital	\$30,000	\$30,000	\$0	\$0	\$30,000	\$30,000	\$30,000	\$30,000
<b>TOTAL</b>	<b>\$30,293</b>	<b>\$30,600</b>	<b>\$0</b>	<b>\$0</b>	<b>\$30,600</b>	<b>\$30,060</b>	<b>\$30,341</b>	<b>\$30,600</b>
<b>PROGRAM REVENUE</b>								
Taxes	\$0	\$0	\$0	\$0	\$0	\$0	\$0	\$0
Intergovernmental Revenue	\$0	\$0	\$0	\$0	\$0	\$0	\$0	\$0
Licenses & Permits	\$0	\$0	\$0	\$0	\$0	\$0	\$0	\$0
Fines, Forfeits & Penalties	\$0	\$0	\$0	\$0	\$0	\$0	\$0	\$0
Public Charges for Services	\$0	\$0	\$0	\$0	\$0	\$0	\$0	\$0
Miscellaneous	\$0	\$0	\$0	\$0	\$0	\$0	\$0	\$0
Other Financing Sources	\$0	\$0	\$0	\$0	\$0	\$0	\$0	\$0
<b>TOTAL</b>	<b>\$0</b>	<b>\$0</b>	<b>\$0</b>	<b>\$0</b>	<b>\$0</b>	<b>\$0</b>	<b>\$0</b>	<b>\$0</b>
<b>GPR SUPPORT</b>	<b>\$30,293</b>	<b>\$30,600</b>			<b>\$30,600</b>			<b>\$30,600</b>
<b>F.T.E. STAFF</b>	<b>0.000</b>	<b>0.000</b>					<b>0.000</b>	<b>0.000</b>

Dept: Public Works, Highway & Transportation		71		Fund Name: General Fund					
Prgr: WI River Rail Transit Commission		602/21		Fund No.: 1110					
DI#	2024 Base	Net Decision Items							2024 Adopted Budget
		01	02	03	04	05	06	07	
<b>PROGRAM EXPENDITURES</b>									
Personnel Costs	\$600	\$0	\$0	\$0	\$0	\$0	\$0	\$0	\$600
Operating Expenses	\$0	\$0	\$0	\$0	\$0	\$0	\$0	\$0	\$0
Contractual Services	\$0	\$0	\$0	\$0	\$0	\$0	\$0	\$0	\$0
Operating Capital	\$0	\$30,000	\$0	\$0	\$0	\$0	\$0	\$0	\$30,000
<b>TOTAL</b>	<b>\$600</b>	<b>\$30,000</b>	<b>\$0</b>	<b>\$0</b>	<b>\$0</b>	<b>\$0</b>	<b>\$0</b>	<b>\$0</b>	<b>\$30,600</b>
<b>PROGRAM REVENUE</b>									
Taxes	\$0	\$0	\$0	\$0	\$0	\$0	\$0	\$0	\$0
Intergovernmental Revenue	\$0	\$0	\$0	\$0	\$0	\$0	\$0	\$0	\$0
Licenses & Permits	\$0	\$0	\$0	\$0	\$0	\$0	\$0	\$0	\$0
Fines, Forfeits & Penalties	\$0	\$0	\$0	\$0	\$0	\$0	\$0	\$0	\$0
Public Charges for Services	\$0	\$0	\$0	\$0	\$0	\$0	\$0	\$0	\$0
Miscellaneous	\$0	\$0	\$0	\$0	\$0	\$0	\$0	\$0	\$0
Other Financing Sources	\$0	\$0	\$0	\$0	\$0	\$0	\$0	\$0	\$0
<b>TOTAL</b>	<b>\$0</b>	<b>\$0</b>	<b>\$0</b>	<b>\$0</b>	<b>\$0</b>	<b>\$0</b>	<b>\$0</b>	<b>\$0</b>	<b>\$0</b>
<b>GPR SUPPORT</b>	<b>\$600</b>	<b>\$30,000</b>	<b>\$0</b>	<b>\$0</b>	<b>\$0</b>	<b>\$0</b>	<b>\$0</b>	<b>\$0</b>	<b>\$30,600</b>
<b>F.T.E. STAFF</b>	<b>0.000</b>	<b>0.000</b>	<b>0.000</b>	<b>0.000</b>	<b>0.000</b>	<b>0.000</b>	<b>0.000</b>	<b>0.000</b>	<b>0.000</b>
<b>NARRATIVE INFORMATION ABOUT DECISION ITEMS</b>							<b>Expenditures</b>	<b>Revenue</b>	<b>GPR Support</b>
<b>2024 BUDGET BASE</b>							\$600	\$0	\$600
DI #	PWHT-WRRT-1		Rail Rehabilitation						
DEPT	Rehabilitation of rail, ties and bridges on the Wisconsin Southern rail system (WSOR). WisDOT is funding 80% of the cost, WSOR 10%, and Wisconsin River Rail Transit Commission (WRRTC) 10%. WRRTC is a state authorized commission made up of non southern Wisconsin counties to provide for the continuation of branch line rail service.						\$30,000	\$0	\$30,000
EXEC	Approved as Requested						\$0	\$0	\$0
ADOPTED	Approved as Recommended						\$0	\$0	\$0
NET DI # PWHT-WRRT-1							\$30,000	\$0	\$30,000
<b>2024 ADOPTED BUDGET</b>							<b>\$30,600</b>	<b>\$0</b>	<b>\$30,600</b>

<b>Dept:</b>	Public Works, Highway & Transportation	71	<b>COUNTY OF DANE</b>	<b>Fund Name:</b>	General Fund
<b>Prgm:</b>	Parking Ramp	602/25		<b>Fund No:</b>	1110

Mission:

To provide a safe, economically self-sustaining parking facility responsive to the parking and transportation needs of Dane County.

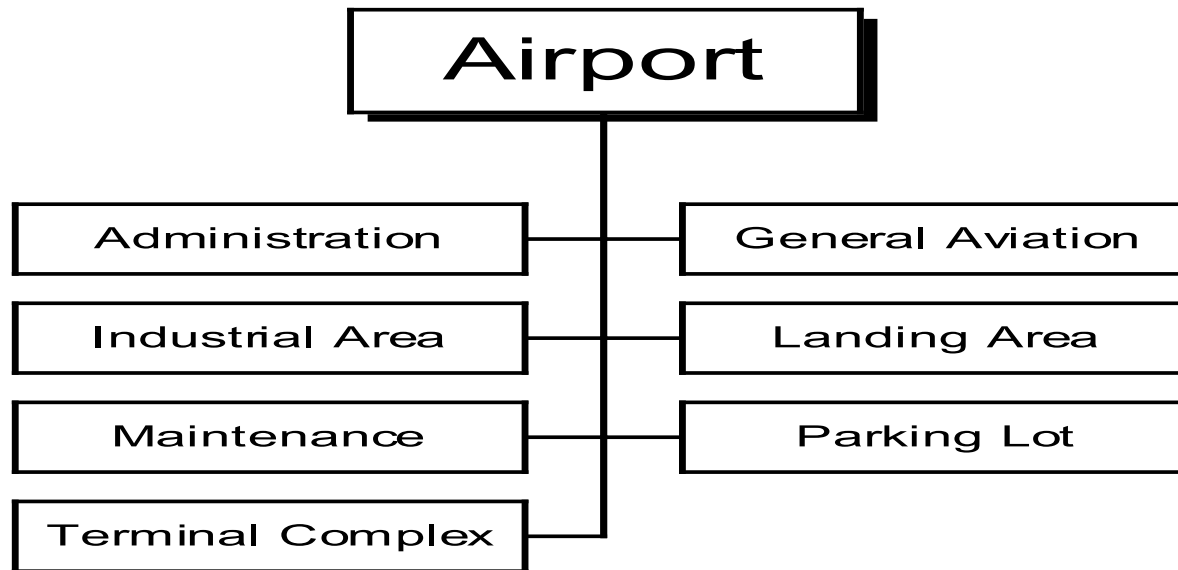
Description:

The Dane County Parking Ramp accommodates 1,000 vehicles. Revenues are derived from public parking at meters, reserved employee parking, departmental parking passes, prepaid parking contracts, and fines.

An ongoing multi-year renovation of the ramp, which was built in 1958, combined with continued preventative maintenance, will ensure the continued usefulness and safety of the facility. Two full-time employees operate the ramp during regularly scheduled shifts, with part-time (LTE) help on weekends.

	Actual 2022	Adopted 2023	2022 Carry Forward	Board Transfers	Budget As Modified	2023 YTD	Estimated 2023	Executive Recommended
<b>PROGRAM EXPENDITURES</b>								
Personnel Costs	\$242,939	\$256,600	\$0	\$0	\$256,600	\$79,564	\$263,295	\$268,900
Operating Expenses	\$39,713	\$36,000	\$0	\$0	\$36,000	\$7,183	\$36,027	\$36,000
Contractual Services	\$32,810	\$63,000	\$0	\$0	\$63,000	\$14,862	\$63,000	\$62,800
Operating Capital	\$0	\$0	\$0	\$0	\$0	\$0	\$0	\$0
<b>TOTAL</b>	<b>\$315,461</b>	<b>\$355,600</b>	<b>\$0</b>	<b>\$0</b>	<b>\$355,600</b>	<b>\$101,610</b>	<b>\$362,322</b>	<b>\$367,700</b>
<b>PROGRAM REVENUE</b>								
Taxes	\$0	\$0	\$0	\$0	\$0	\$0	\$0	\$0
Intergovernmental Revenue	\$30,000	\$30,000	\$0	\$0	\$30,000	\$10,000	\$30,000	\$30,000
Licenses & Permits	\$0	\$0	\$0	\$0	\$0	\$0	\$0	\$0
Fines, Forfeits & Penalties	\$6,655	\$34,100	\$0	\$0	\$34,100	\$6,785	\$34,100	\$34,100
Public Charges for Services	\$710,607	\$893,500	\$0	\$0	\$893,500	\$206,234	\$893,500	\$893,500
Miscellaneous	\$0	\$0	\$0	\$0	\$0	\$0	\$0	\$0
Other Financing Sources	\$0	\$0	\$0	\$0	\$0	\$0	\$0	\$0
<b>TOTAL</b>	<b>\$747,262</b>	<b>\$957,600</b>	<b>\$0</b>	<b>\$0</b>	<b>\$957,600</b>	<b>\$223,019</b>	<b>\$957,600</b>	<b>\$957,600</b>
<b>GPR SUPPORT</b>	<b>(\$431,801)</b>	<b>(\$602,000)</b>			<b>(\$602,000)</b>			<b>(\$589,900)</b>
<b>F.T.E. STAFF</b>	<b>2.000</b>	<b>2.000</b>					<b>2.000</b>	<b>2.000</b>

Dept: Public Works, Highway & Transportation		71		Fund Name: General Fund					
Prgm: Parking Ramp		602/25		Fund No.: 1110					
DI#	2024 Base	Net Decision Items							2024 Adopted Budget
		01	02	03	04	05	06	07	
<b>PROGRAM EXPENDITURES</b>									
Personnel Costs	\$256,300	\$12,600	\$0	\$0	\$0	\$0	\$0	\$0	\$268,900
Operating Expenses	\$36,000	\$0	\$0	\$0	\$0	\$0	\$0	\$0	\$36,000
Contractual Services	\$62,800	\$0	\$0	\$0	\$0	\$0	\$0	\$0	\$62,800
Operating Capital	\$0	\$0	\$0	\$0	\$0	\$0	\$0	\$0	\$0
<b>TOTAL</b>	<b>\$355,100</b>	<b>\$12,600</b>	<b>\$0</b>	<b>\$0</b>	<b>\$0</b>	<b>\$0</b>	<b>\$0</b>	<b>\$0</b>	<b>\$367,700</b>
<b>PROGRAM REVENUE</b>									
Taxes	\$0	\$0	\$0	\$0	\$0	\$0	\$0	\$0	\$0
Intergovernmental Revenue	\$30,000	\$0	\$0	\$0	\$0	\$0	\$0	\$0	\$30,000
Licenses & Permits	\$0	\$0	\$0	\$0	\$0	\$0	\$0	\$0	\$0
Fines, Forfeits & Penalties	\$34,100	\$0	\$0	\$0	\$0	\$0	\$0	\$0	\$34,100
Public Charges for Services	\$893,500	\$0	\$0	\$0	\$0	\$0	\$0	\$0	\$893,500
Miscellaneous	\$0	\$0	\$0	\$0	\$0	\$0	\$0	\$0	\$0
Other Financing Sources	\$0	\$0	\$0	\$0	\$0	\$0	\$0	\$0	\$0
<b>TOTAL</b>	<b>\$957,600</b>	<b>\$0</b>	<b>\$0</b>	<b>\$0</b>	<b>\$0</b>	<b>\$0</b>	<b>\$0</b>	<b>\$0</b>	<b>\$957,600</b>
GPR SUPPORT	(\$602,500)	\$12,600	\$0	\$0	\$0	\$0	\$0	\$0	(\$589,900)
F.T.E. STAFF	2.000	0.000	0.000	0.000	0.000	0.000	0.000	0.000	2.000
<b>NARRATIVE INFORMATION ABOUT DECISION ITEMS</b>							Expenditures	Revenue	GPR Support
<b>2024 BUDGET BASE</b>							\$355,100	\$957,600	(\$602,500)
DI #	PWHT-RAMP-1	Personnel Cost Changes					\$0	\$0	\$0
DEPT									
EXEC	Adjust personnel costs to reflect a 4.5% cost of living increase for County employees in 2024. Also, adjust personnel costs to reflect new retirement (WRS) rates and negotiated handbook changes in effect for 2024.					\$12,600	\$0	\$12,600	
ADOPTED	Approved as Recommended					\$0	\$0	\$0	
NET DI # PWHT-RAMP-1							\$12,600	\$0	\$12,600
<b>2024 ADOPTED BUDGET</b>							<b>\$367,700</b>	<b>\$957,600</b>	<b>(\$589,900)</b>



Division/Program	FTE	Expenditures	Program Specific Revenues	Revenue Over/(Under) Expenses
Administration	19.000	\$15,041,565	\$12,050,702	(\$2,990,863)
Maintenance	12.500	\$2,164,600	\$2,500	(\$2,162,100)
Terminal Complex	32.700	\$10,753,181	\$11,713,100	\$959,919
Parking Lot	13.250	\$2,968,000	\$12,354,900	\$9,386,900
Landing Area	14.700	\$3,973,000	\$4,524,300	\$551,300
General Aviation	1.250	\$257,700	\$545,200	\$287,500
Industrial Area	1.100	\$531,900	\$1,511,300	\$979,400
<b>Airport Total</b>	<b>94.500</b>	<b>\$35,689,946</b>	<b>\$42,702,002</b>	<b>\$7,012,056 Appropriation</b>



Dept:	Airport	83	COUNTY OF DANE			Fund Name:	Airport	
Prgm:	Administration	110/00				Fund No:	4110	
<u>Mission:</u>								
To ensure safe, efficient air transportation facilities and services responsive to user needs.								
<u>Description:</u>								
The Dane County Regional Airport is responsible for operation, maintenance, and development of facilities in accordance with standards established and enforced by the Federal Aviation Administration & TSA (Transportation Security Administration). The Airport is an integral part of the national and state air transportation systems, providing services to all four classes of aviation users: scheduled air carriers, commuters, general aviation, and the military. The Airport operates twenty-four hours daily and is located on a 2,900 acre site, which includes 80 leased buildings whose tenants employ over 4,500 personnel. Commercial airlines serve 2.4 million travelers from Illinois, Iowa, Minnesota, and Dane and eight surrounding counties. General aviation aircraft carry approximately 1/3 million inter-city travelers. The Airport has an economic impact in excess of a half billion dollars annually, and receives over \$3 million of federal and state grants for airfield capital projects which are not reflected in the budget.								
	Actual 2022	Adopted 2023	2022 Carry Forward	Board Transfers	Budget As Modified	2023 YTD	Estimated 2023	Executive Recommended
<b>PROGRAM EXPENDITURES</b>								
Personnel Costs	\$3,283,385	\$2,655,900	\$0	\$0	\$2,655,900	\$662,635	\$2,573,512	\$3,119,100
Operating Expenses	\$11,897,877	\$9,668,050	\$0	\$0	\$9,668,050	\$3,237,502	\$9,668,055	\$9,687,100
Contractual Services	\$1,568,434	\$2,064,358	\$4,060,640	\$0	\$6,124,998	\$537,079	\$6,124,998	\$2,118,865
Operating Capital	\$12,543,658	\$17,000	\$1,030,616	\$0	\$1,047,616	\$6,949	\$1,047,616	\$116,500
<b>TOTAL</b>	<b>\$29,293,354</b>	<b>\$14,405,308</b>	<b>\$5,091,256</b>	<b>\$0</b>	<b>\$19,496,564</b>	<b>\$4,444,165</b>	<b>\$19,414,181</b>	<b>\$15,041,565</b>
<b>PROGRAM REVENUE</b>								
Taxes	\$0	\$0	\$0	\$0	\$0	\$0	\$0	\$0
Intergovernmental Revenue	\$7,073,665	\$4,632,500	\$0	\$0	\$4,632,500	\$0	\$4,632,500	\$5,521,502
Licenses & Permits	\$0	\$0	\$0	\$0	\$0	\$0	\$0	\$0
Fines, Forfeits & Penalties	\$0	\$0	\$0	\$0	\$0	\$0	\$0	\$0
Public Charges for Services	\$3,786,535	\$4,367,100	\$0	\$0	\$4,367,100	\$699,290	\$4,367,100	\$4,814,700
Miscellaneous	\$14,250,923	\$416,500	\$0	\$0	\$416,500	\$3,280,788	\$3,280,789	\$1,714,500
Other Financing Sources	\$0	\$0	\$0	\$0	\$0	\$0	\$0	\$0
<b>TOTAL</b>	<b>\$25,111,123</b>	<b>\$9,416,100</b>	<b>\$0</b>	<b>\$0</b>	<b>\$9,416,100</b>	<b>\$3,980,078</b>	<b>\$12,280,389</b>	<b>\$12,050,702</b>
<b>REVENUE OVER/(UNDER) EXPENSES</b>	<b>(\$4,182,231)</b>	<b>(\$4,989,208)</b>			<b>(\$10,080,464)</b>			<b>(\$2,990,863)</b>
F.T.E. STAFF	17.000	17.000					17.000	19.000

<b>Dept:</b>	Airport	83							<b>Fund Name:</b>	Airport
<b>Prgm:</b>	Administration	110/00							<b>Fund No.:</b>	4110

DI#	2024 Base	Net Decision Items							2024 Adopted Budget
		01	02	03	04	05	06	07	
<b>PROGRAM EXPENDITURES</b>									
Personnel Costs	\$2,715,200	\$29,900	\$0	\$116,200	\$154,100	\$103,700	\$0	\$0	\$3,119,100
Operating Expenses	\$9,668,050	\$19,050	\$0	\$0	\$0	\$0	\$0	\$0	\$9,687,100
Contractual Services	\$2,055,258	\$63,607	\$0	\$0	\$0	\$0	\$0	\$0	\$2,118,865
Operating Capital	\$0	\$116,500	\$0	\$0	\$0	\$0	\$0	\$0	\$116,500
<b>TOTAL</b>	<b>\$14,438,508</b>	<b>\$229,057</b>	<b>\$0</b>	<b>\$116,200</b>	<b>\$154,100</b>	<b>\$103,700</b>	<b>\$0</b>	<b>\$0</b>	<b>\$15,041,565</b>
<b>PROGRAM REVENUE</b>									
Taxes	\$0	\$0	\$0	\$0	\$0	\$0	\$0	\$0	\$0
Intergovernmental Revenue	\$4,632,500	\$0	\$889,002	\$0	\$0	\$0	\$0	\$0	\$5,521,502
Licenses & Permits	\$0	\$0	\$0	\$0	\$0	\$0	\$0	\$0	\$0
Fines, Forfeits & Penalties	\$0	\$0	\$0	\$0	\$0	\$0	\$0	\$0	\$0
Public Charges for Services	\$4,367,100	\$0	\$447,600	\$0	\$0	\$0	\$0	\$0	\$4,814,700
Miscellaneous	\$416,500	\$0	\$1,298,000	\$0	\$0	\$0	\$0	\$0	\$1,714,500
Other Financing Sources	\$0	\$0	\$0	\$0	\$0	\$0	\$0	\$0	\$0
<b>TOTAL</b>	<b>\$9,416,100</b>	<b>\$0</b>	<b>\$2,634,602</b>	<b>\$0</b>	<b>\$0</b>	<b>\$0</b>	<b>\$0</b>	<b>\$0</b>	<b>\$12,050,702</b>
<b>REVENUE OVER/(UNDER) EXPENSES</b>	<b>(\$5,022,408)</b>	<b>(\$229,057)</b>	<b>\$2,634,602</b>	<b>(\$116,200)</b>	<b>(\$154,100)</b>	<b>(\$103,700)</b>	<b>\$0</b>	<b>\$0</b>	<b>(\$2,990,863)</b>
<b>F.T.E. STAFF</b>	<b>17.000</b>	<b>0.000</b>	<b>0.000</b>	<b>1.000</b>	<b>1.000</b>	<b>0.000</b>	<b>0.000</b>	<b>0.000</b>	<b>19.000</b>

<b>NARRATIVE INFORMATION ABOUT DECISION ITEMS</b>				Expenditures	Revenue	Revenue Over/(Under) Expenses
<b>2024 BUDGET BASE</b>				\$14,438,508	\$9,416,100	(\$5,022,408)
DI #	APRT-ADMN-1	Expense Changes				
DEPT	Expense cost changes to various accounts.			\$34,950	\$0	(\$34,950)
EXEC	Approve as requested. Also, modify expenditures to reflect receipt of County's most recently completed Indirect Cost Allocation Plan.			\$194,107	\$0	(\$194,107)
ADOPTED	Approved as Recommended			\$0	\$0	\$0
NET DI # APRT-ADMN-1				\$229,057	\$0	(\$229,057)

Dept: Airport		83	Fund Name: Airport
Prgm: Administration		110/00	Fund No.: 4110
NARRATIVE INFORMATION ABOUT DECISION ITEMS, cont.			Revenue Over/(Under) Expenses
			Expenditures
			Revenues
DI #	APRT-ADMN-2	Revenue Changes	
DEPT	Anticipates increased Passengers resulting in increased Passenger Facility Charge revenue as well as other air travel related revenues as we continue to recover from reduced levels of travel caused by the COVID-19 pandemic.		\$0   \$2,634,602   \$2,634,602
EXEC	Approved as Requested		\$0   \$0   \$0
ADOPTED	Approved as Recommended		\$0   \$0   \$0
NET DI # APRT-ADMN-2			\$0   \$2,634,602   \$2,634,602
DI #	APRT-ADMN-3	New Position - IT	
DEPT	Additional Electronic Systems Specialist position.		\$116,200   \$0   (\$116,200)
EXEC	Approved as Requested		\$0   \$0   \$0
ADOPTED	Approved as Recommended		\$0   \$0   \$0
NET DI # APRT-ADMN-3			\$116,200   \$0   (\$116,200)
DI #	APRT-ADMN-4	New Position - Manager of Engineering	
DEPT	New Manager of Engineering position to assist Airport Director of Planning & Development		\$154,100   \$0   (\$154,100)
EXEC	Approved as Requested		\$0   \$0   \$0
ADOPTED	Approved as Recommended		\$0   \$0   \$0
NET DI # APRT-ADMN-4			\$154,100   \$0   (\$154,100)

<b>Dept:</b>	Airport	83	<b>Fund Name:</b>	Airport
<b>Prgm:</b>	Administration	110/00	<b>Fund No.:</b>	4110

<b>NARRATIVE INFORMATION ABOUT DECISION ITEMS, cont.</b>			Expenditures	Revenues	Revenue Over/(Under) Expenses
DI #	APRT-ADMN-5	Personnel Cost Changes			
DEPT			\$0	\$0	\$0
EXEC	Adjust personnel costs to reflect a 4.5% cost of living increase for County employees in 2024. Also, adjust personnel costs to reflect new retirement (WRS) rates and negotiated handbook changes in effect for 2024.		\$103,700	\$0	(\$103,700)
ADOPTED	Approved as Recommended		\$0	\$0	\$0
	NET DI #	APRT-ADMN-5	\$103,700	\$0	(\$103,700)

--	--	--	--	--	--

<b>2024 ADOPTED BUDGET</b>	\$15,041,565	\$12,050,702	(\$2,990,863)
----------------------------	--------------	--------------	---------------

Dept: Airport		83		COUNTY OF DANE			Fund Name: Airport	
Prgm: Maintenance		622/00					Fund No: 4110	
<u>Mission:</u>								
Provide cost effective preventive maintenance and repair for all Airport facilities and equipment.								
<u>Description:</u>								
The Maintenance cost center includes the repair and preventive maintenance for all buildings, airfield electrical, Airport vehicles, and related equipment, including costs related to the operation of fueling facilities and equipment storage areas.								
	Actual 2022	Adopted 2023	2022 Carry Forward	Board Transfers	Budget As Modified	2023 YTD	Estimated 2023	Executive Recommended
PROGRAM EXPENDITURES								
Personnel Costs	\$1,831,593	\$1,769,800	\$0	\$0	\$1,769,800	\$652,779	\$1,790,289	\$1,835,300
Operating Expenses	\$271,715	\$260,100	\$0	\$0	\$260,100	\$66,498	\$260,100	\$263,800
Contractual Services	\$37,144	\$41,400	\$0	\$0	\$41,400	\$12,543	\$41,940	\$42,900
Operating Capital	\$5,699	\$0	\$0	\$0	\$0	\$76,746	\$0	\$22,600
TOTAL	\$2,146,151	\$2,071,300	\$0	\$0	\$2,071,300	\$808,566	\$2,092,329	\$2,164,600
PROGRAM REVENUE								
Taxes	\$0	\$0	\$0	\$0	\$0	\$0	\$0	\$0
Intergovernmental Revenue	\$0	\$0	\$0	\$0	\$0	\$0	\$0	\$0
Licenses & Permits	\$0	\$0	\$0	\$0	\$0	\$0	\$0	\$0
Fines, Forfeits & Penalties	\$0	\$0	\$0	\$0	\$0	\$0	\$0	\$0
Public Charges for Services	\$0	\$0	\$0	\$0	\$0	\$0	\$0	\$0
Miscellaneous	\$51,539	\$1,000	\$0	\$0	\$1,000	\$53,961	\$53,962	\$2,500
Other Financing Sources	\$0	\$0	\$0	\$0	\$0	\$0	\$0	\$0
TOTAL	\$51,539	\$1,000	\$0	\$0	\$1,000	\$53,961	\$53,962	\$2,500
REVENUE OVER/(UNDER) EXPENSES	(\$2,094,612)	(\$2,070,300)			(\$2,070,300)			(\$2,162,100)
F.T.E. STAFF	13.500	13.500					13.500	13.500

<b>Dept:</b>	Airport	83		<b>Fund Name:</b>	Airport
<b>Prgm:</b>	Maintenance	622/00		<b>Fund No.:</b>	4110

DI#	2024 Base	Net Decision Items							2024 Adopted Budget
		01	02	03	04	05	06	07	
<b>PROGRAM EXPENDITURES</b>									
Personnel Costs	\$1,765,600	\$0	\$0	\$69,700	\$0	\$0	\$0	\$0	\$1,835,300
Operating Expenses	\$260,100	\$3,700	\$0	\$0	\$0	\$0	\$0	\$0	\$263,800
Contractual Services	\$40,500	\$2,400	\$0	\$0	\$0	\$0	\$0	\$0	\$42,900
Operating Capital	\$0	\$22,600	\$0	\$0	\$0	\$0	\$0	\$0	\$22,600
<b>TOTAL</b>	<b>\$2,066,200</b>	<b>\$28,700</b>	<b>\$0</b>	<b>\$69,700</b>	<b>\$0</b>	<b>\$0</b>	<b>\$0</b>	<b>\$0</b>	<b>\$2,164,600</b>
<b>PROGRAM REVENUE</b>									
Taxes	\$0	\$0	\$0	\$0	\$0	\$0	\$0	\$0	\$0
Intergovernmental Revenue	\$0	\$0	\$0	\$0	\$0	\$0	\$0	\$0	\$0
Licenses & Permits	\$0	\$0	\$0	\$0	\$0	\$0	\$0	\$0	\$0
Fines, Forfeits & Penalties	\$0	\$0	\$0	\$0	\$0	\$0	\$0	\$0	\$0
Public Charges for Services	\$0	\$0	\$0	\$0	\$0	\$0	\$0	\$0	\$0
Miscellaneous	\$1,000	\$0	\$1,500	\$0	\$0	\$0	\$0	\$0	\$2,500
Other Financing Sources	\$0	\$0	\$0	\$0	\$0	\$0	\$0	\$0	\$0
<b>TOTAL</b>	<b>\$1,000</b>	<b>\$0</b>	<b>\$1,500</b>	<b>\$0</b>	<b>\$0</b>	<b>\$0</b>	<b>\$0</b>	<b>\$0</b>	<b>\$2,500</b>
<b>REVENUE OVER/(UNDER) EXPENSES</b>	<b>(\$2,065,200)</b>	<b>(\$28,700)</b>	<b>\$1,500</b>	<b>(\$69,700)</b>	<b>\$0</b>	<b>\$0</b>	<b>\$0</b>	<b>\$0</b>	<b>(\$2,162,100)</b>
<b>F.T.E. STAFF</b>	<b>13.500</b>	<b>0.000</b>	<b>0.000</b>	<b>0.000</b>	<b>0.000</b>	<b>0.000</b>	<b>0.000</b>	<b>0.000</b>	<b>13.500</b>

<b>NARRATIVE INFORMATION ABOUT DECISION ITEMS</b>			Expenditures	Revenue	Revenue Over/(Under) Expenses
<b>2024 BUDGET BASE</b>			\$2,066,200	\$1,000	(\$2,065,200)
DI #	APRT-MANT-1	Expense Changes			
DEPT	Expense changes from anticipated operations.		\$28,700	\$0	(\$28,700)
EXEC	Approved as Requested		\$0	\$0	\$0
ADOPTED	Approved as Recommended		\$0	\$0	\$0
NET DI # APRT-MANT-1			\$28,700	\$0	(\$28,700)

Dept: Airport		83	Fund Name: Airport
Prgm: Maintenance		622/00	Fund No.: 4110
NARRATIVE INFORMATION ABOUT DECISION ITEMS, cont.			Revenue Over/(Under) Expenses
			Expenditures
			Revenues
DI #	APRT-MANT-2	Revenue Changes	
DEPT	Changes to revenue accounts.		\$0   \$1,500   \$1,500
EXEC	Approved as Requested		\$0   \$0   \$0
ADOPTED	Approved as Recommended		\$0   \$0   \$0
		NET DI # APRT-MANT-2	\$0   \$1,500   \$1,500
DI #	APRT-MANT-3	Personnel Cost Changes	
DEPT			\$0   \$0   \$0
EXEC	Adjust personnel costs to reflect a 4.5% cost of living increase for County employees in 2024. Also, adjust personnel costs to reflect new retirement (WRS) rates and negotiated handbook changes in effect for 2024.		\$69,700   \$0   (\$69,700)
ADOPTED	Approved as Recommended		\$0   \$0   \$0
		NET DI # APRT-MANT-3	\$69,700   \$0   (\$69,700)
<b>2024 ADOPTED BUDGET</b>			\$2,164,600   \$2,500   (\$2,162,100)

<b>Dept:</b> Airport	83	<b>COUNTY OF DANE</b>	<b>Fund Name:</b> Airport
<b>Prgm:</b> Terminal Complex	624/00		<b>Fund No:</b> 4110

Mission:  
Provide for cost effective operation and support for airline tenant and passenger activity.

Description:  
The Terminal Complex cost center provides for the operation, maintenance and development of the airline terminal building. In 2023, scheduled airlines operating out of Dane County Regional Airport transported 1,882,218 passengers and 25.4 million pounds of mail and air cargo.

	Actual 2022	Adopted 2023	2022 Carry Forward	Board Transfers	Budget As Modified	2023 YTD	Estimated 2023	Executive Recommended
<b>PROGRAM EXPENDITURES</b>								
Personnel Costs	\$3,193,833	\$3,063,400	\$0	\$0	\$3,063,400	\$1,042,618	\$3,327,295	\$3,672,100
Operating Expenses	\$2,696,862	\$4,616,671	\$109,346	\$0	\$4,726,017	(\$985,780)	\$4,734,846	\$5,281,781
Contractual Services	\$1,451,894	\$1,577,000	\$626,518	\$0	\$2,203,518	\$491,881	\$2,203,578	\$1,558,000
Operating Capital	\$141,716	\$90,100	\$43,545	\$0	\$133,645	\$5,712	\$133,645	\$241,300
<b>TOTAL</b>	<b>\$7,484,306</b>	<b>\$9,347,171</b>	<b>\$779,410</b>	<b>\$0</b>	<b>\$10,126,581</b>	<b>\$554,431</b>	<b>\$10,399,364</b>	<b>\$10,753,181</b>
<b>PROGRAM REVENUE</b>								
Taxes	\$0	\$0	\$0	\$0	\$0	\$0	\$0	\$0
Intergovernmental Revenue	\$0	\$0	\$0	\$0	\$0	\$0	\$0	\$0
Licenses & Permits	\$0	\$0	\$0	\$0	\$0	\$0	\$0	\$0
Fines, Forfeits & Penalties	\$0	\$0	\$0	\$0	\$0	\$0	\$0	\$0
Public Charges for Services	\$9,191,950	\$9,995,300	\$0	\$0	\$9,995,300	\$2,092,546	\$10,045,300	\$11,686,600
Miscellaneous	\$293,839	\$1,500	\$0	\$0	\$1,500	\$93,263	\$94,388	\$26,500
Other Financing Sources	\$0	\$0	\$0	\$0	\$0	\$0	\$0	\$0
<b>TOTAL</b>	<b>\$9,485,790</b>	<b>\$9,996,800</b>	<b>\$0</b>	<b>\$0</b>	<b>\$9,996,800</b>	<b>\$2,185,809</b>	<b>\$10,139,688</b>	<b>\$11,713,100</b>
<b>REVENUE OVER/(UNDER) EXPENSES</b>	<b>\$2,001,484</b>	<b>\$649,629</b>			<b>(\$129,781)</b>			<b>\$959,919</b>
F.T.E. STAFF	26.600	27.600					27.600	30.600



<b>Dept:</b>	Airport	83		<b>Fund Name:</b>	Airport
<b>Prgm:</b>	Terminal Complex	624/00		<b>Fund No.:</b>	4110

DI#	2024 Base	Net Decision Items							2024 Adopted Budget
		01	02	03	04	05	06	07	
<b>PROGRAM EXPENDITURES</b>									
Personnel Costs	\$3,145,000	\$88,000	\$0	\$301,700	\$137,400	\$0	\$0	\$0	\$3,672,100
Operating Expenses	\$5,394,677	(\$14,500)	\$0	\$0	\$0	(\$98,396)	\$0	\$0	\$5,281,781
Contractual Services	\$1,573,900	(\$15,900)	\$0	\$0	\$0	\$0	\$0	\$0	\$1,558,000
Operating Capital	\$0	\$241,300	\$0	\$0	\$0	\$0	\$0	\$0	\$241,300
<b>TOTAL</b>	<b>\$10,113,577</b>	<b>\$298,900</b>	<b>\$0</b>	<b>\$301,700</b>	<b>\$137,400</b>	<b>(\$98,396)</b>	<b>\$0</b>	<b>\$0</b>	<b>\$10,753,181</b>
<b>PROGRAM REVENUE</b>									
Taxes	\$0	\$0	\$0	\$0	\$0	\$0	\$0	\$0	\$0
Intergovernmental Revenue	\$0	\$0	\$0	\$0	\$0	\$0	\$0	\$0	\$0
Licenses & Permits	\$0	\$0	\$0	\$0	\$0	\$0	\$0	\$0	\$0
Fines, Forfeits & Penalties	\$0	\$0	\$0	\$0	\$0	\$0	\$0	\$0	\$0
Public Charges for Services	\$9,995,300	\$0	\$1,691,300	\$0	\$0	\$0	\$0	\$0	\$11,686,600
Miscellaneous	\$1,500	\$0	\$25,000	\$0	\$0	\$0	\$0	\$0	\$26,500
Other Financing Sources	\$0	\$0	\$0	\$0	\$0	\$0	\$0	\$0	\$0
<b>TOTAL</b>	<b>\$9,996,800</b>	<b>\$0</b>	<b>\$1,716,300</b>	<b>\$0</b>	<b>\$0</b>	<b>\$0</b>	<b>\$0</b>	<b>\$0</b>	<b>\$11,713,100</b>
<b>REVENUE OVER/(UNDER) EXPENSES</b>	<b>(\$116,777)</b>	<b>(\$298,900)</b>	<b>\$1,716,300</b>	<b>(\$301,700)</b>	<b>(\$137,400)</b>	<b>\$98,396</b>	<b>\$0</b>	<b>\$0</b>	<b>\$959,919</b>
<b>F.T.E. STAFF</b>	<b>27.600</b>	<b>0.000</b>	<b>0.000</b>	<b>3.000</b>	<b>0.000</b>	<b>0.000</b>	<b>0.000</b>	<b>0.000</b>	<b>30.600</b>

<b>NARRATIVE INFORMATION ABOUT DECISION ITEMS</b>				Expenditures	Revenue	Revenue Over/(Under) Expenses
<b>2024 BUDGET BASE</b>				\$10,113,577	\$9,996,800	(\$116,777)
DI #	APRT-TERM-1	Expense Changes				
DEPT	Expenditure cost changes to various accounts.			\$298,900	\$0	(\$298,900)
EXEC	Approved as Requested			\$0	\$0	\$0
ADOPTED	Approved as Recommended			\$0	\$0	\$0
NET DI # APRT-TERM-1				\$298,900	\$0	(\$298,900)

Dept: Airport		83	Fund Name: Airport
Prgm: Terminal Complex		624/00	Fund No.: 4110
NARRATIVE INFORMATION ABOUT DECISION ITEMS, cont.			Revenue Over/(Under) Expenses
			Expenditures
			Revenues
DI #	APRT-TERM-2	Revenue Changes	
DEPT	Revenue changes to various accounts.		\$0   \$1,716,300   \$1,716,300
EXEC	Approved as Requested		\$0   \$0   \$0
ADOPTED	Approved as Recommended		\$0   \$0   \$0
NET DI # APRT-TERM-2			\$0   \$1,716,300   \$1,716,300
DI #	APRT-TERM-3	Staffing Changes	
DEPT	Additional Terminal Positions for facility maintenance.		\$301,700   \$0   (\$301,700)
EXEC	Approved as Requested		\$0   \$0   \$0
ADOPTED	Approved as Recommended		\$0   \$0   \$0
NET DI # APRT-TERM-3			\$301,700   \$0   (\$301,700)
DI #	APRT-TERM-4	Personnel Cost Changes	
DEPT			\$0   \$0   \$0
EXEC	Adjust personnel costs to reflect a 4.5% cost of living increase for County employees in 2024. Also, adjust personnel costs to reflect new retirement (WRS) rates and negotiated handbook changes in effect for 2024.		\$137,400   \$0   (\$137,400)
ADOPTED	Approved as Recommended		\$0   \$0   \$0
NET DI # APRT-TERM-4			\$137,400   \$0   (\$137,400)

Dept: Airport		83	Fund Name: Airport
Prgm: Terminal Complex		624/00	Fund No.: 4110
NARRATIVE INFORMATION ABOUT DECISION ITEMS, cont.			Revenue Over/(Under) Expenses
			Expenditures
			Revenues
DI #	APRT-TERM-5	Debt Service	
DEPT			\$0
EXEC	Modify expenditures and revenues to reflect final calculation of 2024 County debt service.		(\$98,396)
ADOPTED	Approved as Recommended		\$0
	NET DI #	APRT-TERM-5	(\$98,396)
2024 ADOPTED BUDGET			\$10,753,181
			\$11,713,100
			\$959,919

<b>Dept:</b> Airport	83	<b>COUNTY OF DANE</b>	<b>Fund Name:</b> Airport
<b>Prgm:</b> Parking Lot	626/00		<b>Fund No:</b> 4110

Mission:

Provide for efficient operation and maintenance of parking operations.

Description:

The Parking Lot cost center includes costs related to the operation and maintenance of public, employee, and leased auto parking lots; including collection of parking charges and fines, taxicab, limousine and bus charter fees, and maintenance of all automatic parking control mechanisms.

	Actual 2022	Adopted 2023	2022 Carry Forward	Board Transfers	Budget As Modified	2023 YTD	Estimated 2023	Executive Recommended
<b>PROGRAM EXPENDITURES</b>								
Personnel Costs	\$880,136	\$1,345,100	\$0	\$0	\$1,345,100	\$294,667	\$1,312,203	\$1,456,100
Operating Expenses	\$443,771	\$441,745	\$3,000	\$0	\$444,745	\$167,281	\$444,745	\$494,500
Contractual Services	\$686,565	\$892,600	\$579,018	\$0	\$1,471,618	\$299,445	\$1,471,618	\$938,000
Operating Capital	\$24,618	\$0	\$18,768	\$0	\$18,768	\$35,799	\$18,768	\$79,400
<b>TOTAL</b>	<b>\$2,035,090</b>	<b>\$2,679,445</b>	<b>\$600,786</b>	<b>\$0</b>	<b>\$3,280,231</b>	<b>\$797,192</b>	<b>\$3,247,334</b>	<b>\$2,968,000</b>
<b>PROGRAM REVENUE</b>								
Taxes	\$0	\$0	\$0	\$0	\$0	\$0	\$0	\$0
Intergovernmental Revenue	\$0	\$0	\$0	\$0	\$0	\$0	\$0	\$0
Licenses & Permits	\$0	\$0	\$0	\$0	\$0	\$0	\$0	\$0
Fines, Forfeits & Penalties	\$15,171	\$20,000	\$0	\$0	\$20,000	\$5,660	\$20,000	\$17,900
Public Charges for Services	\$10,313,305	\$9,930,300	\$0	\$0	\$9,930,300	\$4,221,621	\$9,930,300	\$12,337,000
Miscellaneous	\$8,063	\$0	\$0	\$0	\$0	\$14,975	\$14,975	\$0
Other Financing Sources	\$0	\$0	\$0	\$0	\$0	\$0	\$0	\$0
<b>TOTAL</b>	<b>\$10,336,539</b>	<b>\$9,950,300</b>	<b>\$0</b>	<b>\$0</b>	<b>\$9,950,300</b>	<b>\$4,242,256</b>	<b>\$9,965,275</b>	<b>\$12,354,900</b>
<b>REVENUE OVER/(UNDER) EXPENSES</b>	<b>\$8,301,449</b>	<b>\$7,270,855</b>			<b>\$6,670,069</b>			<b>\$9,386,900</b>
F.T.E. STAFF	13.350	13.350					13.350	13.350

<b>Dept:</b>	Airport	83	<b>Fund Name:</b>	Airport
<b>Prgm:</b>	Parking Lot	626/00	<b>Fund No.:</b>	4110

DI#	2024 Base	Net Decision Items							2024 Adopted Budget	
		01	02	03	04	05	06	07		
<b>PROGRAM EXPENDITURES</b>										
Personnel Costs	\$1,397,900	\$0	\$0	\$58,200	\$0	\$0	\$0	\$0	\$0	\$1,456,100
Operating Expenses	\$441,745	\$52,755	\$0	\$0	\$0	\$0	\$0	\$0	\$0	\$494,500
Contractual Services	\$890,600	\$47,400	\$0	\$0	\$0	\$0	\$0	\$0	\$0	\$938,000
Operating Capital	\$0	\$79,400	\$0	\$0	\$0	\$0	\$0	\$0	\$0	\$79,400
<b>TOTAL</b>	<b>\$2,730,245</b>	<b>\$179,555</b>	<b>\$0</b>	<b>\$58,200</b>	<b>\$0</b>	<b>\$0</b>	<b>\$0</b>	<b>\$0</b>	<b>\$0</b>	<b>\$2,968,000</b>
<b>PROGRAM REVENUE</b>										
Taxes	\$0	\$0	\$0	\$0	\$0	\$0	\$0	\$0	\$0	\$0
Intergovernmental Revenue	\$0	\$0	\$0	\$0	\$0	\$0	\$0	\$0	\$0	\$0
Licenses & Permits	\$0	\$0	\$0	\$0	\$0	\$0	\$0	\$0	\$0	\$0
Fines, Forfeits & Penalties	\$20,000	\$0	(\$2,100)	\$0	\$0	\$0	\$0	\$0	\$0	\$17,900
Public Charges for Services	\$9,930,300	\$0	\$2,406,700	\$0	\$0	\$0	\$0	\$0	\$0	\$12,337,000
Miscellaneous	\$0	\$0	\$0	\$0	\$0	\$0	\$0	\$0	\$0	\$0
Other Financing Sources	\$0	\$0	\$0	\$0	\$0	\$0	\$0	\$0	\$0	\$0
<b>TOTAL</b>	<b>\$9,950,300</b>	<b>\$0</b>	<b>\$2,404,600</b>	<b>\$0</b>	<b>\$0</b>	<b>\$0</b>	<b>\$0</b>	<b>\$0</b>	<b>\$0</b>	<b>\$12,354,900</b>
<b>REVENUE OVER/(UNDER) EXPENSES</b>	<b>\$7,220,055</b>	<b>(\$179,555)</b>	<b>\$2,404,600</b>	<b>(\$58,200)</b>	<b>\$0</b>	<b>\$0</b>	<b>\$0</b>	<b>\$0</b>	<b>\$0</b>	<b>\$9,386,900</b>
<b>F.T.E. STAFF</b>	<b>13.350</b>	<b>0.000</b>	<b>0.000</b>	<b>0.000</b>	<b>0.000</b>	<b>0.000</b>	<b>0.000</b>	<b>0.000</b>	<b>0.000</b>	<b>13.350</b>

<b>NARRATIVE INFORMATION ABOUT DECISION ITEMS</b>			Expenditures	Revenue	Revenue Over/(Under) Expenses
<b>2024 BUDGET BASE</b>			\$2,730,245	\$9,950,300	\$7,220,055
DI #	APRT-PARK-1	Expense Changes			
DEPT	Expenditure cost changes to various accounts.		\$179,555	\$0	(\$179,555)
EXEC	Approved as Requested		\$0	\$0	\$0
ADOPTED	Approved as Recommended		\$0	\$0	\$0
NET DI # APRT-PARK-1			\$179,555	\$0	(\$179,555)

Dept: Airport		83	Fund Name: Airport
Prgm: Parking Lot		626/00	Fund No.: 4110
NARRATIVE INFORMATION ABOUT DECISION ITEMS, cont.			Revenue Over/(Under) Expenses
			Expenditures
			Revenues
DI #	APRT-PARK-2	Revenue Changes	
DEPT	Anticipates Parking revenue related directly to volume of air travel.		\$0   \$2,404,600   \$2,404,600
EXEC	Approved as Requested		\$0   \$0   \$0
ADOPTED	Approved as Recommended		\$0   \$0   \$0
NET DI # APRT-PARK-2			\$0   \$2,404,600   \$2,404,600
DI #	APRT-PARK-3	Personnel Cost Changes	
DEPT			\$0   \$0   \$0
EXEC	Adjust personnel costs to reflect a 4.5% cost of living increase for County employees in 2024. Also, adjust personnel costs to reflect new retirement (WRS) rates and negotiated handbook changes in effect for 2024.		\$58,200   \$0   (\$58,200)
ADOPTED	Approved as Recommended		\$0   \$0   \$0
NET DI # APRT-PARK-3			\$58,200   \$0   (\$58,200)
<b>2024 ADOPTED BUDGET</b>			\$2,968,000   \$12,354,900   \$9,386,900

Dept: Airport		83		COUNTY OF DANE			Fund Name: Airport	
Prgrm: Landing Area		628/00					Fund No: 4110	
<u>Mission:</u>								
Provide efficient, cost effective operation and maintenance of landing area facilities.								
<u>Description:</u>								
The Landing Area cost center includes expenditures necessary to operate and maintain airport runways, taxiways, air carrier parking aprons, aircraft directional markings, airfield lighting systems, security fencing, daily safety inspections, snow and ice control, and the operation of an aircraft rescue and firefighting services. The landing area contains approximately 2,200 acres of land, including three runways, nine taxiways, and 1,849 square feet of aircraft aprons. Aircraft operations in 2022 totaled 76,198 of which 34% were air carrier, 57% general aviation, and 5% military.								
	Actual 2022	Adopted 2023	2022 Carry Forward	Board Transfers	Budget As Modified	2023 YTD	Estimated 2023	Executive Recommended
PROGRAM EXPENDITURES								
Personnel Costs	\$1,308,915	\$1,769,900	\$0	\$0	\$1,769,900	\$396,443	\$1,700,437	\$2,014,700
Operating Expenses	\$1,569,431	\$1,613,700	\$7,667	\$0	\$1,621,367	\$710,089	\$1,621,367	\$1,596,400
Contractual Services	\$287,689	\$361,500	\$658,290	\$0	\$1,019,790	\$87,981	\$1,027,268	\$337,400
Operating Capital	(\$98,164)	\$15,800	\$81,258	\$0	\$97,058	\$701	\$97,058	\$24,500
TOTAL	\$3,067,871	\$3,760,900	\$747,215	\$0	\$4,508,115	\$1,195,214	\$4,446,130	\$3,973,000
PROGRAM REVENUE								
Taxes	\$0	\$0	\$0	\$0	\$0	\$0	\$0	\$0
Intergovernmental Revenue	\$0	\$0	\$0	\$0	\$0	\$0	\$0	\$0
Licenses & Permits	\$0	\$0	\$0	\$0	\$0	\$0	\$0	\$0
Fines, Forfeits & Penalties	\$0	\$0	\$0	\$0	\$0	\$0	\$0	\$0
Public Charges for Services	\$4,066,662	\$3,941,700	\$0	\$0	\$3,941,700	\$823,076	\$3,941,700	\$4,524,300
Miscellaneous	(\$3,305,361)	\$0	\$0	\$0	\$0	\$10,784	\$10,784	\$0
Other Financing Sources	\$0	\$0	\$0	\$0	\$0	\$0	\$0	\$0
TOTAL	\$761,302	\$3,941,700	\$0	\$0	\$3,941,700	\$833,860	\$3,952,484	\$4,524,300
REVENUE OVER/(UNDER) EXPENSES	(\$2,306,569)	\$180,800			(\$566,415)			\$551,300
F.T.E. STAFF	14.700	14.700					14.700	15.700

<b>Dept:</b>	Airport	83		<b>Fund Name:</b>	Airport
<b>Prgm:</b>	Landing Area	628/00		<b>Fund No.:</b>	4110

DI#	2024 Base	Net Decision Items							2024 Adopted Budget
		01	02	03	04	05	06	07	
<b>PROGRAM EXPENDITURES</b>									
Personnel Costs	\$1,802,100	\$0	\$0	\$137,800	\$74,800	\$0	\$0	\$0	\$2,014,700
Operating Expenses	\$1,613,700	(\$17,300)	\$0	\$0	\$0	\$0	\$0	\$0	\$1,596,400
Contractual Services	\$359,800	(\$22,400)	\$0	\$0	\$0	\$0	\$0	\$0	\$337,400
Operating Capital	\$0	\$24,500	\$0	\$0	\$0	\$0	\$0	\$0	\$24,500
<b>TOTAL</b>	<b>\$3,775,600</b>	<b>(\$15,200)</b>	<b>\$0</b>	<b>\$137,800</b>	<b>\$74,800</b>	<b>\$0</b>	<b>\$0</b>	<b>\$0</b>	<b>\$3,973,000</b>
<b>PROGRAM REVENUE</b>									
Taxes	\$0	\$0	\$0	\$0	\$0	\$0	\$0	\$0	\$0
Intergovernmental Revenue	\$0	\$0	\$0	\$0	\$0	\$0	\$0	\$0	\$0
Licenses & Permits	\$0	\$0	\$0	\$0	\$0	\$0	\$0	\$0	\$0
Fines, Forfeits & Penalties	\$0	\$0	\$0	\$0	\$0	\$0	\$0	\$0	\$0
Public Charges for Services	\$3,941,700	\$0	\$582,600	\$0	\$0	\$0	\$0	\$0	\$4,524,300
Miscellaneous	\$0	\$0	\$0	\$0	\$0	\$0	\$0	\$0	\$0
Other Financing Sources	\$0	\$0	\$0	\$0	\$0	\$0	\$0	\$0	\$0
<b>TOTAL</b>	<b>\$3,941,700</b>	<b>\$0</b>	<b>\$582,600</b>	<b>\$0</b>	<b>\$0</b>	<b>\$0</b>	<b>\$0</b>	<b>\$0</b>	<b>\$4,524,300</b>
<b>REVENUE OVER/(UNDER) EXPENSES</b>	<b>\$166,100</b>	<b>\$15,200</b>	<b>\$582,600</b>	<b>(\$137,800)</b>	<b>(\$74,800)</b>	<b>\$0</b>	<b>\$0</b>	<b>\$0</b>	<b>\$551,300</b>
<b>F.T.E. STAFF</b>	<b>14.700</b>	<b>0.000</b>	<b>0.000</b>	<b>1.000</b>	<b>0.000</b>	<b>0.000</b>	<b>0.000</b>	<b>0.000</b>	<b>15.700</b>

<b>NARRATIVE INFORMATION ABOUT DECISION ITEMS</b>		Expenditures	Revenue	Revenue Over/(Under) Expenses
<b>2024 BUDGET BASE</b>		\$3,775,600	\$3,941,700	\$166,100
DI #	APRT-LAND-1 Expense Changes			
DEPT	Expenditure cost changes to various accounts.	(\$15,200)	\$0	\$15,200
EXEC	Approved as Requested	\$0	\$0	\$0
ADOPTED	Approved as Recommended	\$0	\$0	\$0
<b>NET DI # APRT-LAND-1</b>		<b>(\$15,200)</b>	<b>\$0</b>	<b>\$15,200</b>



Dept: Airport		83	Fund Name: Airport
Prgm: Landing Area		628/00	Fund No.: 4110
NARRATIVE INFORMATION ABOUT DECISION ITEMS, cont.			Revenue Over/(Under) Expenses
			Expenditures
			Revenues
DI #	APRT-LAND-2	Revenue Changes	
DEPT	Anticipates increased Landing Area revenue related directly to volume of air travel.		\$0   \$582,600   \$582,600
EXEC	Approved as Requested		\$0   \$0   \$0
ADOPTED	Approved as Recommended		\$0   \$0   \$0
NET DI # APRT-LAND-2			\$0   \$582,600   \$582,600
DI #	APRT-LAND-3	Staffing Change	
DEPT	Additional position to improve management of airport operations and safety.		\$137,800   \$0   (\$137,800)
EXEC	Approved as Requested		\$0   \$0   \$0
ADOPTED	Approved as Recommended		\$0   \$0   \$0
NET DI # APRT-LAND-3			\$137,800   \$0   (\$137,800)
DI #	APRT-LAND-4	Personnel Cost Changes	
DEPT			\$0   \$0   \$0
EXEC	Adjust personnel costs to reflect a 4.5% cost of living increase for County employees in 2024. Also, adjust personnel costs to reflect new retirement (WRS) rates and negotiated handbook changes in effect for 2024.		\$74,800   \$0   (\$74,800)
ADOPTED	Approved as Recommended		\$0   \$0   \$0
NET DI # APRT-LAND-4			\$74,800   \$0   (\$74,800)
<b>2024 ADOPTED BUDGET</b>			<b>\$3,973,000   \$4,524,300   \$551,300</b>

<b>Dept:</b>	Airport	83	<b>COUNTY OF DANE</b>	<b>Fund Name:</b>	Airport
<b>Prgm:</b>	General Aviation	630/00		<b>Fund No:</b>	4110

Mission:

Provide efficient, cost effective operation and maintenance of general aviation facilities.

Description:

The General Aviation cost center identifies expenditures necessary to maintain general aviation aircraft aprons, terminals, hangars, and leased properties required to meet the unscheduled air transportation needs of Dane County. Fixed-base operators provide private flight instruction, air taxi/charter service, aircraft fueling, and maintenance service to corporate and private aircraft at the airport. General Aviation aircraft provide inter-city transportation to approximately 300,000 passengers annually through the airport. Approximately 174 aircraft are based in the general aviation areas.

	Actual 2022	Adopted 2023	2022 Carry Forward	Board Transfers	Budget As Modified	2023 YTD	Estimated 2023	Executive Recommended
<b>PROGRAM EXPENDITURES</b>								
Personnel Costs	\$7,144	\$140,800	\$0	\$0	\$140,800	\$1,224	\$111,532	\$148,800
Operating Expenses	\$40,835	\$44,600	\$66,565	\$0	\$111,165	\$10,580	\$111,165	\$80,600
Contractual Services	\$3,700	\$3,400	\$25,000	\$0	\$28,400	\$5	\$28,400	\$28,300
Operating Capital	\$0	\$0	\$0	\$0	\$0	\$0	\$0	\$0
<b>TOTAL</b>	<b>\$51,678</b>	<b>\$188,800</b>	<b>\$91,565</b>	<b>\$0</b>	<b>\$280,365</b>	<b>\$11,810</b>	<b>\$251,097</b>	<b>\$257,700</b>
<b>PROGRAM REVENUE</b>								
Taxes	\$0	\$0	\$0	\$0	\$0	\$0	\$0	\$0
Intergovernmental Revenue	\$0	\$0	\$0	\$0	\$0	\$0	\$0	\$0
Licenses & Permits	\$0	\$0	\$0	\$0	\$0	\$0	\$0	\$0
Fines, Forfeits & Penalties	\$0	\$0	\$0	\$0	\$0	\$0	\$0	\$0
Public Charges for Services	\$570,330	\$525,000	\$0	\$0	\$525,000	\$278,961	\$525,000	\$545,200
Miscellaneous	\$4,682	\$0	\$0	\$0	\$0	\$0	\$0	\$0
Other Financing Sources	\$0	\$0	\$0	\$0	\$0	\$0	\$0	\$0
<b>TOTAL</b>	<b>\$575,012</b>	<b>\$525,000</b>	<b>\$0</b>	<b>\$0</b>	<b>\$525,000</b>	<b>\$278,961</b>	<b>\$525,000</b>	<b>\$545,200</b>
<b>REVENUE OVER/(UNDER) EXPENSES</b>	<b>\$523,334</b>	<b>\$336,200</b>			<b>\$244,635</b>			<b>\$287,500</b>
F.T.E. STAFF	1.250	1.250					1.250	1.250

<b>Dept:</b>	Airport	83	<b>Fund Name:</b>	Airport
<b>Prgm:</b>	General Aviation	630/00	<b>Fund No.:</b>	4110

DI#	2024 Base	Net Decision Items							2024 Adopted Budget
		01	02	03	04	05	06	07	
<b>PROGRAM EXPENDITURES</b>									
Personnel Costs	\$143,800	\$0	\$0	\$5,000	\$0	\$0	\$0	\$0	\$148,800
Operating Expenses	\$44,600	\$36,000	\$0	\$0	\$0	\$0	\$0	\$0	\$80,600
Contractual Services	\$3,300	\$25,000	\$0	\$0	\$0	\$0	\$0	\$0	\$28,300
Operating Capital	\$0	\$0	\$0	\$0	\$0	\$0	\$0	\$0	\$0
<b>TOTAL</b>	<b>\$191,700</b>	<b>\$61,000</b>	<b>\$0</b>	<b>\$5,000</b>	<b>\$0</b>	<b>\$0</b>	<b>\$0</b>	<b>\$0</b>	<b>\$257,700</b>
<b>PROGRAM REVENUE</b>									
Taxes	\$0	\$0	\$0	\$0	\$0	\$0	\$0	\$0	\$0
Intergovernmental Revenue	\$0	\$0	\$0	\$0	\$0	\$0	\$0	\$0	\$0
Licenses & Permits	\$0	\$0	\$0	\$0	\$0	\$0	\$0	\$0	\$0
Fines, Forfeits & Penalties	\$0	\$0	\$0	\$0	\$0	\$0	\$0	\$0	\$0
Public Charges for Services	\$525,000	\$0	\$20,200	\$0	\$0	\$0	\$0	\$0	\$545,200
Miscellaneous	\$0	\$0	\$0	\$0	\$0	\$0	\$0	\$0	\$0
Other Financing Sources	\$0	\$0	\$0	\$0	\$0	\$0	\$0	\$0	\$0
<b>TOTAL</b>	<b>\$525,000</b>	<b>\$0</b>	<b>\$20,200</b>	<b>\$0</b>	<b>\$0</b>	<b>\$0</b>	<b>\$0</b>	<b>\$0</b>	<b>\$545,200</b>
<b>REVENUE OVER/(UNDER) EXPENSES</b>	<b>\$333,300</b>	<b>(\$61,000)</b>	<b>\$20,200</b>	<b>(\$5,000)</b>	<b>\$0</b>	<b>\$0</b>	<b>\$0</b>	<b>\$0</b>	<b>\$287,500</b>
<b>F.T.E. STAFF</b>	<b>1.250</b>	<b>0.000</b>	<b>0.000</b>	<b>0.000</b>	<b>0.000</b>	<b>0.000</b>	<b>0.000</b>	<b>0.000</b>	<b>1.250</b>

<b>NARRATIVE INFORMATION ABOUT DECISION ITEMS</b>		Expenditures	Revenue	Revenue Over/(Under) Expenses
<b>2024 BUDGET BASE</b>		\$191,700	\$525,000	\$333,300
DI #	APRT-GENA-1 Expenditure Changes			
DEPT	Expenditure cost changes to various accounts.	\$61,000	\$0	(\$61,000)
EXEC	Approved as Requested	\$0	\$0	\$0
ADOPTED	Approved as Recommended	\$0	\$0	\$0
NET DI # APRT-GENA-1		\$61,000	\$0	(\$61,000)

Dept: Airport		83	Fund Name: Airport
Prgm: General Aviation		630/00	Fund No.: 4110
NARRATIVE INFORMATION ABOUT DECISION ITEMS, cont.			Revenue Over/(Under) Expenses
			Expenditures
			Revenues
DI #	APRT-GENA-2	Revenue Changes	
DEPT	Anticipates revenue changes based on projected changes in contracted agreements.		\$0   \$20,200   \$20,200
EXEC	Approved as Requested		\$0   \$0   \$0
ADOPTED	Approved as Recommended		\$0   \$0   \$0
NET DI # APRT-GENA-2			\$0   \$20,200   \$20,200
DI #	APRT-GENA-3	Personnel Cost Changes	
DEPT			\$0   \$0   \$0
EXEC	Adjust personnel costs to reflect a 4.5% cost of living increase for County employees in 2024. Also, adjust personnel costs to reflect new retirement (WRS) rates and negotiated handbook changes in effect for 2024.		\$5,000   \$0   (\$5,000)
ADOPTED	Approved as Recommended		\$0   \$0   \$0
NET DI # APRT-GENA-3			\$5,000   \$0   (\$5,000)
<b>2024 ADOPTED BUDGET</b>			\$257,700   \$545,200   \$287,500

Dept: Airport		83		COUNTY OF DANE			Fund Name: Airport	
Prgm: Industrial Area		632/00					Fund No: 4110	
<u>Mission:</u>								
Provide efficient, cost effective operation and maintenance of industrial area facilities. Market and develop unleased parcels in the airpark for continued revenue generation to be used for future airport development.								
<u>Description:</u>								
The Industrial Area (Truax Air Park) includes costs for the administration, development, leasing, and maintenance of over 350 acres of industrial land, more than 20 buildings suitable for lease to office and industrial users, and a 250 acre golf course.								
	Actual 2022	Adopted 2023	2022 Carry Forward	Board Transfers	Budget As Modified	2023 YTD	Estimated 2023	Executive Recommended
<b>PROGRAM EXPENDITURES</b>								
Personnel Costs	\$6,134	\$121,500	\$0	\$0	\$121,500	\$1,451	\$97,118	\$129,900
Operating Expenses	\$86,647	\$95,800	\$0	\$0	\$95,800	\$25,419	\$95,800	\$85,800
Contractual Services	\$105,745	\$181,400	\$217,291	\$0	\$398,691	\$54,969	\$398,691	\$316,200
Operating Capital	\$0	\$0	\$276,080	\$0	\$276,080	\$0	\$276,081	\$0
<b>TOTAL</b>	<b>\$198,526</b>	<b>\$398,700</b>	<b>\$493,371</b>	<b>\$0</b>	<b>\$892,071</b>	<b>\$81,839</b>	<b>\$867,690</b>	<b>\$531,900</b>
<b>PROGRAM REVENUE</b>								
Taxes	\$0	\$0	\$0	\$0	\$0	\$0	\$0	\$0
Intergovernmental Revenue	\$0	\$0	\$0	\$0	\$0	\$0	\$0	\$0
Licenses & Permits	\$0	\$0	\$0	\$0	\$0	\$0	\$0	\$0
Fines, Forfeits & Penalties	\$0	\$0	\$0	\$0	\$0	\$0	\$0	\$0
Public Charges for Services	\$1,520,617	\$1,463,000	\$0	\$0	\$1,463,000	\$592,730	\$1,472,703	\$1,511,300
Miscellaneous	\$617,657	\$0	\$0	\$0	\$0	\$0	\$0	\$0
Other Financing Sources	\$0	\$0	\$0	\$0	\$0	\$0	\$0	\$0
<b>TOTAL</b>	<b>\$2,138,274</b>	<b>\$1,463,000</b>	<b>\$0</b>	<b>\$0</b>	<b>\$1,463,000</b>	<b>\$592,730</b>	<b>\$1,472,703</b>	<b>\$1,511,300</b>
<b>REVENUE OVER/(UNDER) EXPENSES</b>	<b>\$1,939,748</b>	<b>\$1,064,300</b>			<b>\$570,929</b>			<b>\$979,400</b>
F.T.E. STAFF	1.100	1.100					1.100	1.100

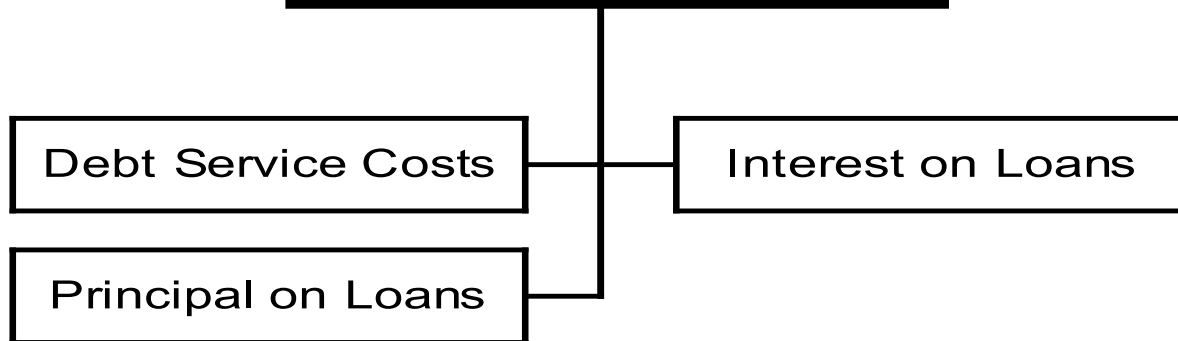
<b>Dept:</b>	Airport	83	<b>Fund Name:</b>	Airport
<b>Prgm:</b>	Industrial Area	632/00	<b>Fund No.:</b>	4110

DI#	2024 Base	Net Decision Items							2024 Adopted Budget
		01	02	03	04	05	06	07	
<b>PROGRAM EXPENDITURES</b>									
Personnel Costs	\$125,500	\$0	\$0	\$4,400	\$0	\$0	\$0	\$0	\$129,900
Operating Expenses	\$95,800	(\$10,000)	\$0	\$0	\$0	\$0	\$0	\$0	\$85,800
Contractual Services	\$181,200	\$135,000	\$0	\$0	\$0	\$0	\$0	\$0	\$316,200
Operating Capital	\$0	\$0	\$0	\$0	\$0	\$0	\$0	\$0	\$0
<b>TOTAL</b>	<b>\$402,500</b>	<b>\$125,000</b>	<b>\$0</b>	<b>\$4,400</b>	<b>\$0</b>	<b>\$0</b>	<b>\$0</b>	<b>\$0</b>	<b>\$531,900</b>
<b>PROGRAM REVENUE</b>									
Taxes	\$0	\$0	\$0	\$0	\$0	\$0	\$0	\$0	\$0
Intergovernmental Revenue	\$0	\$0	\$0	\$0	\$0	\$0	\$0	\$0	\$0
Licenses & Permits	\$0	\$0	\$0	\$0	\$0	\$0	\$0	\$0	\$0
Fines, Forfeits & Penalties	\$0	\$0	\$0	\$0	\$0	\$0	\$0	\$0	\$0
Public Charges for Services	\$1,463,000	\$0	\$48,300	\$0	\$0	\$0	\$0	\$0	\$1,511,300
Miscellaneous	\$0	\$0	\$0	\$0	\$0	\$0	\$0	\$0	\$0
Other Financing Sources	\$0	\$0	\$0	\$0	\$0	\$0	\$0	\$0	\$0
<b>TOTAL</b>	<b>\$1,463,000</b>	<b>\$0</b>	<b>\$48,300</b>	<b>\$0</b>	<b>\$0</b>	<b>\$0</b>	<b>\$0</b>	<b>\$0</b>	<b>\$1,511,300</b>
<b>REVENUE OVER/(UNDER) EXPENSES</b>	<b>\$1,060,500</b>	<b>(\$125,000)</b>	<b>\$48,300</b>	<b>(\$4,400)</b>	<b>\$0</b>	<b>\$0</b>	<b>\$0</b>	<b>\$0</b>	<b>\$979,400</b>
<b>F.T.E. STAFF</b>	<b>1.100</b>	<b>0.000</b>	<b>0.000</b>	<b>0.000</b>	<b>0.000</b>	<b>0.000</b>	<b>0.000</b>	<b>0.000</b>	<b>1.100</b>

<b>NARRATIVE INFORMATION ABOUT DECISION ITEMS</b>			Expenditures	Revenue	Revenue Over/(Under) Expenses
<b>2024 BUDGET BASE</b>			\$402,500	\$1,463,000	\$1,060,500
DI #	APRT-INDS-1	Expense Changes			
DEPT	Expenditure cost changes to various accounts.		\$125,000	\$0	(\$125,000)
EXEC	Approved as Requested		\$0	\$0	\$0
ADOPTED	Approved as Recommended		\$0	\$0	\$0
NET DI # APRT-INDS-1			\$125,000	\$0	(\$125,000)

Dept: Airport		83	Fund Name: Airport
Prgm: Industrial Area		632/00	Fund No.: 4110
NARRATIVE INFORMATION ABOUT DECISION ITEMS, cont.			Revenue Over/(Under) Expenses
			Expenditures
			Revenues
DI #	APRT-INDS-2	Revenue Changes	
DEPT	Changes to revenue accounts.		
			\$0
			\$48,300
			\$48,300
EXEC	Approved as Requested		
			\$0
			\$0
			\$0
ADOPTED	Approved as Recommended		
			\$0
			\$0
			\$0
NET DI # APRT-INDS-2			\$0
			\$48,300
			\$48,300
DI #	APRT-INDS-3	Personnel Cost Changes	
DEPT			
			\$0
			\$0
			\$0
EXEC	Adjust personnel costs to reflect a 4.5% cost of living increase for County employees in 2024. Also, adjust personnel costs to reflect new retirement (WRS) rates and negotiated handbook changes in effect for 2024.		
			\$4,400
			\$0
			(\$4,400)
ADOPTED	Approved as Recommended		
			\$0
			\$0
			\$0
NET DI # APRT-INDS-3			\$4,400
			\$0
			(\$4,400)
<b>2024 ADOPTED BUDGET</b>			\$531,900
			\$1,511,300
			\$979,400

# Debt Service



Division/Program	FTE	Expenditures	Program Specific Revenues	General Purpose Revenues	
Principal on Loans	0.000	\$63,744,248	\$4,848,787	\$58,895,461	
Interest on Loans	0.000	\$18,541,379	\$0	\$18,541,379	
Debt Service Costs	0.000	\$10,000	\$0	\$10,000	
<b>Debt Service - Total</b>	<b>0.000</b>	<b>\$82,295,627</b>	<b>\$4,848,787</b>	<b>\$77,446,840</b>	<b>Appropriation</b>



<b>Dept:</b>	Debt Service	65	<b>COUNTY OF DANE</b>	<b>Fund Name:</b>	Debt Service
<b>Prgm:</b>	Debt Service	800/00		<b>Fund No:</b>	3510

Mission: To repay the principal and interest due during 2024 on the outstanding debt of the County and to provide the County with services to borrow funds at the lowest possible cost to the taxpayer in accordance with all legal requirements.

Description: The County borrows funds for certain capital projects as are authorized by the annual adopted budget. The principal and interest on loans represents the Debt Service Fund's portion of the 2023 principal and interest payments that are due. The debt service cost account is used to pay for all costs associated with the borrowing of funds to meet the needs of the County.

	Actual 2022	Adopted 2023	2022 Carry Forward	Board Transfers	Budget As Modified	2023 YTD	Estimated 2023	Executive Recommended
<b>PROGRAM EXPENDITURES</b>								
Personnel Costs	\$0	\$0	\$0	\$0	\$0	\$0	\$0	\$0
Operating Expenses	\$56,603,333	\$66,567,446	\$0	\$0	\$66,567,446	\$4,584,738	\$66,604,218	\$82,295,627
Contractual Services	\$0	\$0	\$0	\$0	\$0	\$0	\$0	\$0
Operating Capital	\$0	\$0	\$0	\$0	\$0	\$0	\$0	\$0
<b>TOTAL</b>	<b>\$56,603,333</b>	<b>\$66,567,446</b>	<b>\$0</b>	<b>\$0</b>	<b>\$66,567,446</b>	<b>\$4,584,738</b>	<b>\$66,604,218</b>	<b>\$82,295,627</b>
<b>PROGRAM REVENUE</b>								
Taxes	\$0	\$0	\$0	\$0	\$0	\$0	\$0	\$0
Intergovernmental Revenue	\$5,557	\$18,442	\$0	\$0	\$18,442	\$0	\$18,442	\$10,000
Licenses & Permits	\$0	\$0	\$0	\$0	\$0	\$0	\$0	\$0
Fines, Forfeits & Penalties	\$0	\$0	\$0	\$0	\$0	\$0	\$0	\$0
Public Charges for Services	\$1,669,617	\$0	\$0	\$0	\$0	\$0	\$0	\$0
Miscellaneous	\$3,068,581	\$0	\$0	\$0	\$0	\$155,731	\$155,740	\$0
Other Financing Sources	\$6,103,137	\$4,838,787	\$0	\$0	\$4,838,787	\$2,804,280	\$5,983,472	\$4,838,787
<b>TOTAL</b>	<b>\$10,846,890</b>	<b>\$4,857,229</b>	<b>\$0</b>	<b>\$0</b>	<b>\$4,857,229</b>	<b>\$2,960,011</b>	<b>\$6,157,654</b>	<b>\$4,848,787</b>
<b>GPR SUPPORT</b>	<b>\$45,756,442</b>	<b>\$61,710,217</b>			<b>\$61,710,217</b>			<b>\$77,446,840</b>
<b>F.T.E. STAFF</b>	<b>0.000</b>	<b>0.000</b>					<b>0.000</b>	<b>0.000</b>

<b>Dept:</b>	Debt Service	65	<b>Fund Name:</b>	Debt Service
<b>Prgm:</b>	Debt Service	800/00	<b>Fund No.:</b>	3510

DI#	2024 Base	Net Decision Items							2024 Adopted Budget	
		01	02	03	04	05	06	07		
<b>PROGRAM EXPENDITURES</b>										
Personnel Costs	\$0	\$0	\$0	\$0	\$0	\$0	\$0	\$0	\$0	\$0
Operating Expenses	\$82,097,225	\$198,402	\$0	\$0	\$0	\$0	\$0	\$0	\$0	\$82,295,627
Contractual Services	\$0	\$0	\$0	\$0	\$0	\$0	\$0	\$0	\$0	\$0
Operating Capital	\$0	\$0	\$0	\$0	\$0	\$0	\$0	\$0	\$0	\$0
<b>TOTAL</b>	<b>\$82,097,225</b>	<b>\$198,402</b>	<b>\$0</b>	<b>\$0</b>	<b>\$0</b>	<b>\$0</b>	<b>\$0</b>	<b>\$0</b>	<b>\$0</b>	<b>\$82,295,627</b>
<b>PROGRAM REVENUE</b>										
Taxes	\$0	\$0	\$0	\$0	\$0	\$0	\$0	\$0	\$0	\$0
Intergovernmental Revenue	\$10,000	\$0	\$0	\$0	\$0	\$0	\$0	\$0	\$0	\$10,000
Licenses & Permits	\$0	\$0	\$0	\$0	\$0	\$0	\$0	\$0	\$0	\$0
Fines, Forfeits & Penalties	\$0	\$0	\$0	\$0	\$0	\$0	\$0	\$0	\$0	\$0
Public Charges for Services	\$0	\$0	\$0	\$0	\$0	\$0	\$0	\$0	\$0	\$0
Miscellaneous	\$0	\$0	\$0	\$0	\$0	\$0	\$0	\$0	\$0	\$0
Other Financing Sources	\$4,838,787	\$0	\$0	\$0	\$0	\$0	\$0	\$0	\$0	\$4,838,787
<b>TOTAL</b>	<b>\$4,848,787</b>	<b>\$0</b>	<b>\$0</b>	<b>\$0</b>	<b>\$0</b>	<b>\$0</b>	<b>\$0</b>	<b>\$0</b>	<b>\$0</b>	<b>\$4,848,787</b>
<b>GPR SUPPORT</b>	<b>\$77,248,438</b>	<b>\$198,402</b>	<b>\$0</b>	<b>\$0</b>	<b>\$0</b>	<b>\$0</b>	<b>\$0</b>	<b>\$0</b>	<b>\$0</b>	<b>\$77,446,840</b>
<b>F.T.E. STAFF</b>	<b>0.000</b>	<b>0.000</b>	<b>0.000</b>	<b>0.000</b>	<b>0.000</b>	<b>0.000</b>	<b>0.000</b>	<b>0.000</b>	<b>0.000</b>	<b>0.000</b>

**NARRATIVE INFORMATION ABOUT DECISION ITEMS**

			Expenditures	Revenue	GPR Support
<b>2024 BUDGET BASE</b>			\$82,097,225	\$4,848,787	\$77,248,438
DI #	DEBT-DEBT-1	Debt Service	\$0	\$0	\$0
DEPT					
EXEC	Modify expenditures and revenues to reflect final calculation of 2024 County debt service.		\$198,402	\$0	\$198,402
ADOPTED	Approved as Recommended		\$0	\$0	\$0
NET DI # DEBT-DEBT-1			\$198,402	\$0	\$198,402
<b>2024 ADOPTED BUDGET</b>			<b>\$82,295,627</b>	<b>\$4,848,787</b>	<b>\$77,446,840</b>



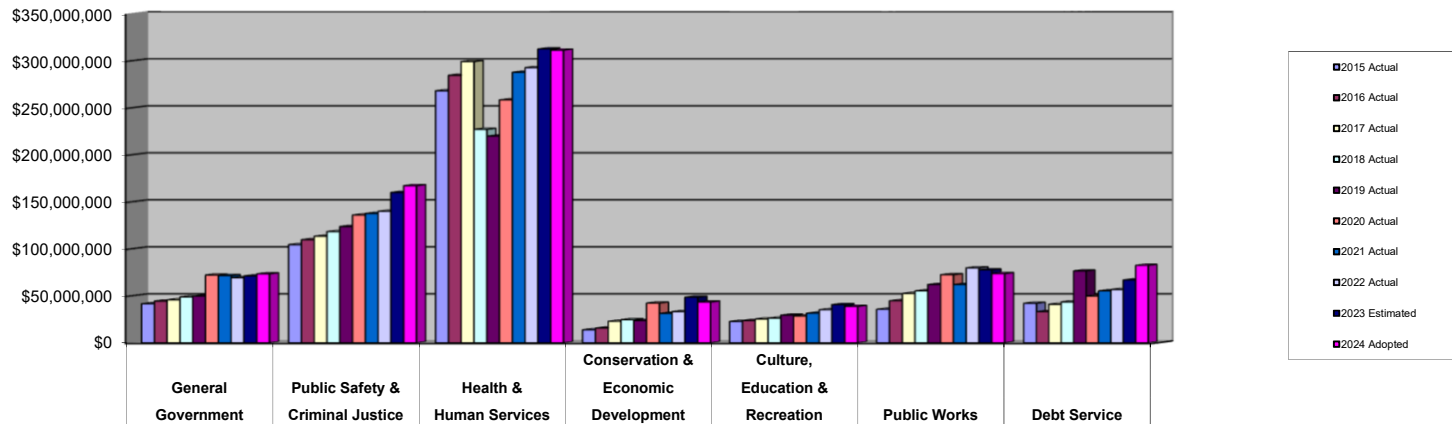
## V. STATISTICAL & SUPPLEMENTAL DATA



**COUNTY OF DANE  
OPERATING EXPENDITURES BY ACTIVITY  
LAST TEN FISCAL YEARS**

Fiscal Year	General Government	Public Safety & Criminal Justice	Health & Human Services	Conservation & Economic Development	Culture, Education & Recreation	Public Works	Debt Service	Total
2015 Actual	\$41,431,934	\$104,364,279	\$268,012,718	\$13,802,780	\$22,658,496	\$35,570,414	\$41,961,960	\$527,802,581
2016 Actual	\$44,346,995	\$109,625,967	\$284,497,007	\$15,620,288	\$23,700,004	\$44,651,679	\$33,080,864	\$555,522,804
2017 Actual	\$45,688,889	\$113,266,953	\$299,075,164	\$22,794,623	\$25,281,240	\$52,431,955	\$40,905,695	\$599,444,519
2018 Actual	\$48,659,559	\$118,207,139	\$226,977,395	\$24,523,717	\$26,116,011	\$55,122,516	\$43,423,650	\$543,029,986
2019 Actual	\$49,577,681	\$123,639,095	\$219,770,787	\$23,629,254	\$29,323,125	\$61,929,927	\$76,428,812	\$584,298,680
2020 Actual	\$72,062,023	\$135,855,420	\$258,309,766	\$42,161,482	\$28,486,053	\$72,321,650	\$49,687,676	\$658,884,070
2021 Actual	\$71,434,073	\$137,515,253	\$287,674,377	\$31,197,287	\$31,388,018	\$61,905,419	\$55,126,366	\$676,240,794
2022 Actual	\$69,079,047	\$139,733,083	\$292,663,127	\$33,113,681	\$35,110,314	\$79,581,482	\$56,603,333	\$705,884,066
2023 Estimated	\$71,039,047	\$159,903,408	\$312,462,045	\$48,440,318	\$40,548,515	\$77,525,750	\$66,753,679	\$776,672,762
2024 Adopted	\$73,254,206	\$167,070,787	\$311,266,713	\$43,273,079	\$38,659,053	\$73,478,989	\$82,295,627	\$789,298,454

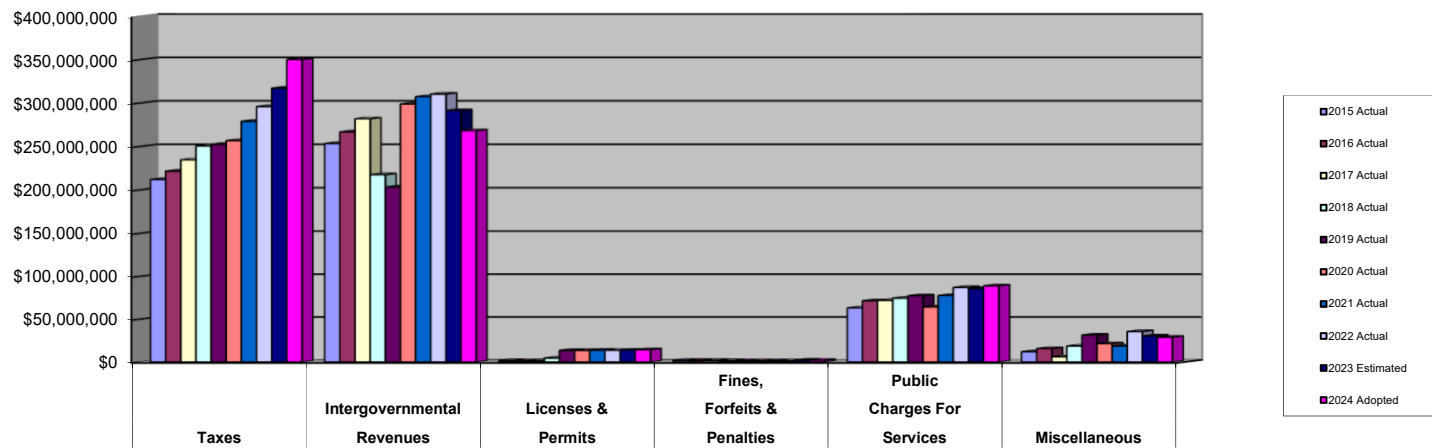
**Operating Expenditures by Activity**



**COUNTY OF DANE  
OPERATING REVENUES BY SOURCE  
LAST TEN FISCAL YEARS**

Fiscal Year	Taxes	Intergovernmental Revenues	Licenses & Permits	Fines, Forfeits & Penalties	Public Charges For Services	Miscellaneous	Total
2015 Actual	\$212,051,710	\$253,515,717	\$1,742,999	\$1,966,700	\$63,195,845	\$12,040,398	\$544,513,369
2016 Actual	\$221,719,395	\$266,881,636	\$1,644,841	\$2,043,832	\$71,552,328	\$15,715,201	\$579,557,233
2017 Actual	\$234,725,521	\$281,938,571	\$1,780,761	\$2,006,663	\$71,994,739	\$6,164,096	\$598,610,351
2018 Actual	\$250,687,633	\$217,577,327	\$4,613,918	\$1,686,070	\$74,629,373	\$18,720,285	\$567,914,606
2019 Actual	\$252,609,989	\$203,485,804	\$13,619,461	\$1,667,565	\$77,514,042	\$31,507,176	\$580,404,036
2020 Actual	\$256,884,843	\$299,037,454	\$13,488,528	\$1,430,453	\$64,390,777	\$21,318,486	\$656,550,541
2021 Actual	\$279,129,640	\$307,484,085	\$13,793,684	\$1,488,843	\$77,757,624	\$18,737,478	\$698,391,354
2022 Actual	\$296,030,650	\$310,441,306	\$13,729,131	\$1,599,460	\$87,118,732	\$35,558,626	\$744,477,905
2023 Estimated	\$317,231,174	\$291,549,109	\$13,909,913	\$2,198,700	\$85,874,371	\$30,477,483	\$741,240,750
2024 Adopted	\$350,262,279	\$268,338,507	\$14,391,945	\$2,119,900	\$88,972,863	\$28,991,981	\$753,077,475

**Operating Revenues by Source**



**Dane County  
Equalized Valuation (A)**

District	2022		2023	
	Rec. Value All Property	Ratio	Rec. Value All Property	Ratio
<b>Towns</b>				
Albion	\$314,531,900	0.00376	\$363,852,700	0.00390
Berry	\$260,853,500	0.00312	\$277,779,600	0.00298
Black Earth	\$104,309,600	0.00125	\$117,245,100	0.00126
Blooming Grove	\$221,293,300	0.00265	\$246,562,600	0.00264
Blue Mounds	\$207,672,000	0.00248	\$230,351,500	0.00247
Bristol	\$747,998,300	0.00895	\$851,988,000	0.00913
Burke	\$660,603,000	0.00790	\$759,446,900	0.00814
Christiana	\$193,482,100	0.00231	\$221,081,800	0.00237
Cottage Grove	\$553,517,500	0.00662	\$628,976,400	0.00674
Cross Plains	\$334,809,000	0.00400	\$384,984,100	0.00413
Dane	\$174,430,000	0.00209	\$193,619,000	0.00207
Deerfield	\$284,972,300	0.00341	\$308,039,000	0.00330
Dunkirk	\$298,498,800	0.00357	\$332,593,800	0.00356
Dunn	\$1,100,203,300	0.01316	\$1,242,945,700	0.01332
Madison	\$553,082,100	0.00662	\$0	0.00000
Mazomanie	\$181,791,700	0.00217	\$187,377,100	0.00201
Medina	\$208,029,700	0.00249	\$239,957,600	0.00257
Middleton	\$1,801,955,400	0.02155	\$2,000,007,000	0.02143
Montrose	\$192,832,000	0.00231	\$218,360,000	0.00234
Oregon	\$589,870,400	0.00706	\$652,493,300	0.00699
Perry	\$116,001,400	0.00139	\$128,101,700	0.00137
Pleasant Springs	\$678,926,600	0.00812	\$785,654,500	0.00842
Primrose	\$126,942,400	0.00152	\$143,203,300	0.00153
Roxbury	\$331,950,800	0.00397	\$378,170,900	0.00405
Rutland	\$376,432,400	0.00450	\$402,072,600	0.00431
Springdale	\$458,562,800	0.00548	\$528,265,000	0.00566
Springfield	\$606,961,900	0.00726	\$692,758,700	0.00742
Sun Prairie	\$388,037,300	0.00464	\$439,037,400	0.00470
Vermont	\$215,265,800	0.00257	\$243,183,300	0.00261
Verona	\$418,192,600	0.00500	\$486,138,600	0.00521
Vienna	\$332,598,400	0.00398	\$367,354,700	0.00394
Westport	\$1,215,453,900	0.01454	\$1,441,668,300	0.01545
York	\$104,302,400	0.00125	\$119,077,700	0.00128
<b>Total for Towns</b>	<b>\$14,354,364,600</b>	<b>0.17169</b>	<b>\$15,612,347,900</b>	<b>0.16730</b>

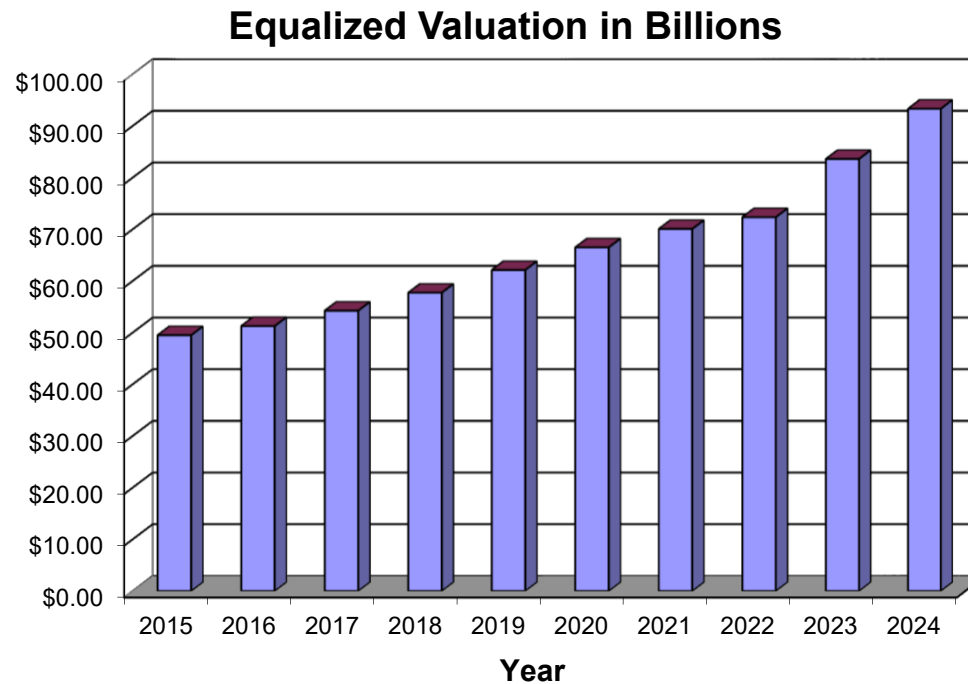


District	2022		2023	
	Rec. Value All Property	Ratio	Rec. Value All Property	Ratio
<b>Villages</b>				
Belleville	\$259,871,800	0.00311	\$287,834,000	0.00308
Black Earth	\$173,588,900	0.00208	\$185,893,400	0.00199
Blue Mounds	\$102,075,400	0.00122	\$112,977,700	0.00121
Brooklyn	\$106,595,000	0.00127	\$118,716,400	0.00127
Cambridge	\$231,363,900	0.00277	\$244,190,100	0.00262
Cottage Grove	\$805,759,200	0.00964	\$948,230,500	0.01016
Cross Plains	\$455,508,600	0.00545	\$493,701,500	0.00529
Dane	\$132,078,100	0.00158	\$139,599,500	0.00150
Deerfield	\$265,518,300	0.00318	\$298,681,800	0.00320
DeForest	\$1,441,050,800	0.01724	\$1,630,550,500	0.01747
Maple Bluff	\$570,921,500	0.00683	\$690,545,200	0.00740
Marshall	\$301,296,600	0.00360	\$351,303,100	0.00376
Mazomanie	\$197,192,300	0.00236	\$213,091,600	0.00228
McFarland	\$1,349,259,000	0.01614	\$1,512,459,400	0.01621
Mount Horeb	\$929,808,500	0.01112	\$1,085,832,200	0.01164
Oregon	\$1,535,356,700	0.01836	\$1,770,509,600	0.01897
Rockdale	\$20,055,800	0.00024	\$21,295,000	0.00023
Shorewood Hills	\$666,145,500	0.00797	\$768,260,800	0.00823
Waunakee	\$2,423,435,000	0.02899	\$2,837,514,400	0.03041
Windsor	\$1,283,120,900	0.01535	\$1,536,900,300	0.01647
Total for Villages	\$13,250,001,800	0.15850	\$15,248,087,000	0.16339
<b>Cities</b>				
Edgerton	\$30,614,000	0.00037	\$32,397,200	0.00035
Fitchburg	\$4,155,108,600	0.04970	\$5,319,407,900	0.05700
Madison	\$36,711,958,300	0.43911	\$40,537,067,500	0.43441
Middleton	\$4,028,235,300	0.04818	\$4,257,883,200	0.04563
Monona	\$1,550,405,000	0.01854	\$1,664,682,800	0.01784
Stoughton	\$1,499,453,200	0.01793	\$1,706,623,300	0.01829
Sun Prairie	\$4,464,398,400	0.05340	\$5,084,169,000	0.05448
Verona	\$3,561,165,300	0.04259	\$3,853,228,800	0.04129
Total for Cities	\$56,001,338,100	0.66983	\$62,455,459,700	0.66929
<b>Total for County</b>	<b>\$83,605,704,500</b>	<b>1.00000</b>	<b>\$93,315,894,600</b>	<b>1.00000</b>

(A) Due to the varying assessment policies of the sixty municipalities of the County, the County uses the equalized value of the taxable property for tax levy purposes. The equalized value is prepared by the Wisconsin Department of Revenue, Division of State & Local Finance, Bureau of Equalization.

**COUNTY OF DANE**  
**EQUALIZED VALUE OF TAXABLE PROPERTY (A)**  
**LAST TEN BUDGET YEARS**

Budget Year	Taxable Property Equalized Value
2015	\$49,509,314,700
2016	\$51,272,739,050
2017	\$54,247,628,050
2018	\$57,726,523,450
2019	\$62,121,666,600
2020	\$66,499,944,400
2021	\$70,070,629,900
2022	\$72,334,792,600
2023	\$83,605,704,500
2024	\$93,315,894,600



**(A) Due to the varying assessment policies of its 60 municipalities, Dane County uses the equalized value of taxable property for tax levy purposes. The equalized value is prepared by the Wisconsin Department of Revenue, Bureau of Property Tax. These values do not include Tax Incremental Districts (TID) which are not included in the taxable property value upon which county taxes are levied.**

**COUNTY OF DANE**  
**EQUALIZED VALUE OF ALL PROPERTY BY ASSESSMENT CLASS (A)**  
**LAST TEN BUDGET YEARS**

Budget Year	Residential Equalized Value	Commercial Equalized Value	Manufacturing Equalized Value	Agricultural Equalized Value	Undeveloped Equalized Value	Forest Equalized Value	Other Equalized Value	Personal Property Equalized Value	Total Equalized Value
2015	\$34,967,245,000	\$13,442,894,500	\$908,392,400	\$94,501,700	\$178,287,100	\$49,662,100	\$738,439,600	\$1,361,721,900	\$51,741,144,300
2016	\$36,573,697,800	\$13,983,000,700	\$923,241,850	\$97,075,900	\$182,128,200	\$48,318,100	\$715,016,600	\$1,393,927,400	\$53,916,406,550
2017	\$38,298,833,500	\$14,854,904,200	\$941,018,750	\$97,161,100	\$189,751,500	\$48,781,900	\$711,469,100	\$1,408,947,700	\$56,550,867,750
2018	\$40,609,630,700	\$16,671,193,100	\$974,309,050	\$98,722,600	\$177,085,900	\$49,673,900	\$710,104,300	\$1,493,438,000	\$60,784,157,550
2019	\$43,581,418,800	\$18,269,124,500	\$1,019,777,000	\$100,674,700	\$185,622,600	\$54,443,800	\$694,670,000	\$1,101,823,800	\$65,007,555,200
2020	\$46,656,764,300	\$19,866,157,300	\$1,197,718,600	\$103,204,300	\$194,701,700	\$56,138,400	\$721,729,800	\$1,131,639,300	\$69,928,053,700
2021	\$49,092,354,900	\$21,570,090,600	\$1,294,691,700	\$106,848,400	\$207,454,200	\$61,735,800	\$719,679,800	\$1,190,771,600	\$74,243,627,000
2022	\$52,110,312,900	\$21,054,789,300	\$1,352,228,700	\$110,818,300	\$227,197,300	\$73,143,400	\$740,625,100	\$1,220,686,300	\$76,889,801,300
2023	\$59,669,652,700	\$25,070,818,600	\$1,444,880,500	\$116,267,600	\$272,145,100	\$94,968,400	\$833,946,500	\$1,230,845,600	\$88,733,525,000
2024	\$67,061,881,800	\$27,784,808,500	\$1,600,999,100	\$129,767,000	\$285,381,700	\$103,808,700	\$989,401,200	\$1,184,443,900	\$99,140,491,900

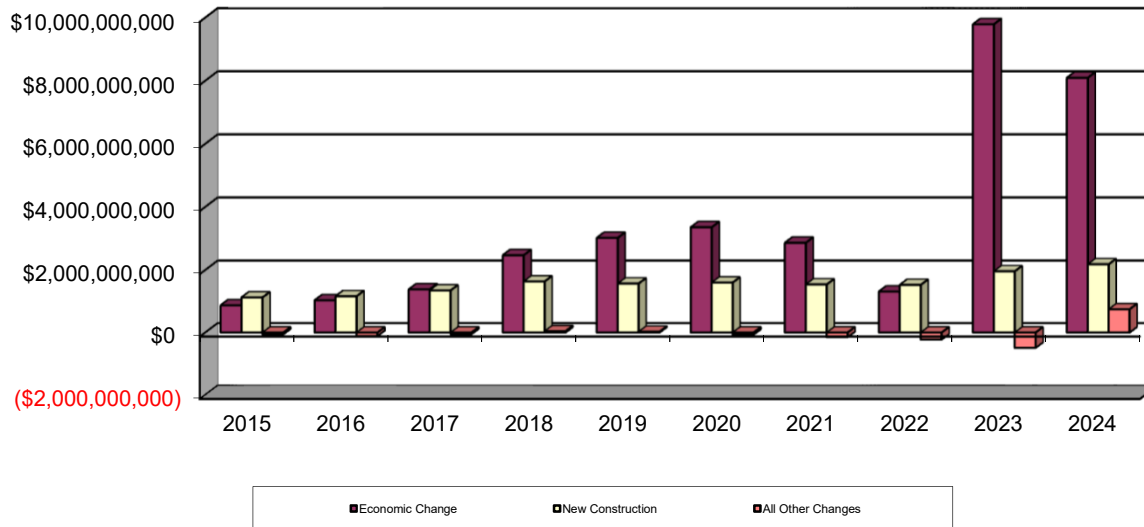
**(A) The equalized value is prepared by the Wisconsin Department of Revenue, Bureau of Property Tax. These values include Tax Incremental Districts (TID) which are not included in the taxable property value upon which county taxes are levied.**

**COUNTY OF DANE**

**CHANGES IN EQUALIZED VALUATION OF REAL ESTATE PROPERTY (A)**

**LAST 10 BUDGET YEARS**

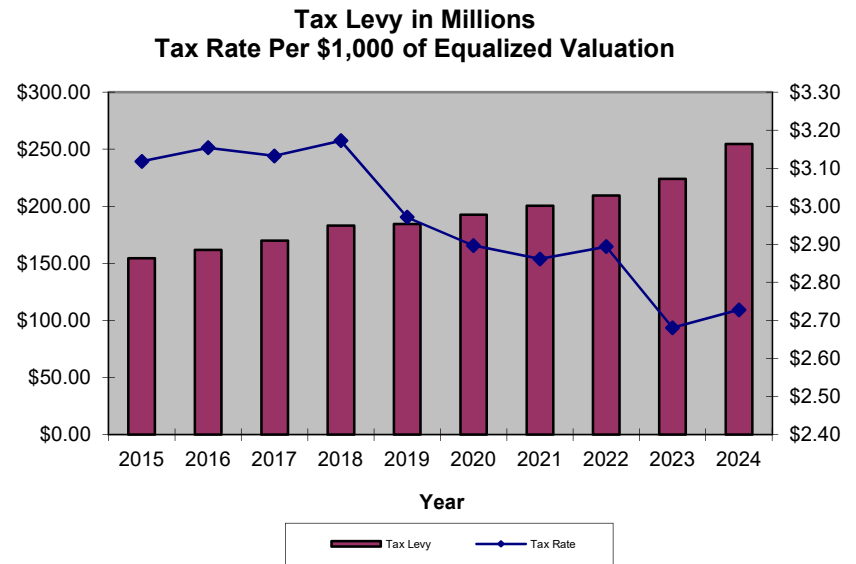
<b>Budget Year</b>	<b>Prior Year Real Estate Valuation</b>	<b>Economic Change</b>	<b>New Construction</b>	<b>All Other Changes</b>	<b>Total Real Estate Valuation</b>
2015	\$48,439,137,600	\$871,447,400	\$1,123,258,500	(\$54,421,100)	\$50,379,422,400
2016	\$50,379,422,400	\$1,033,290,500	\$1,161,405,800	(\$110,280,100)	\$52,463,838,600
2017	\$52,463,838,600	\$1,382,104,200	\$1,347,616,800	(\$51,639,550)	\$55,141,920,050
2018	\$55,141,920,050	\$2,470,972,900	\$1,635,088,500	\$42,738,100	\$59,290,719,550
2019	\$59,290,719,550	\$3,020,982,100	\$1,568,467,700	\$25,562,050	\$63,905,731,400
2020	\$63,905,731,400	\$3,357,328,900	\$1,600,057,000	(\$66,702,900)	\$68,796,414,400
2021	\$68,796,414,400	\$2,864,309,600	\$1,539,479,300	(\$147,347,900)	\$73,052,855,400
2022	\$73,052,855,400	\$1,313,418,100	\$1,525,693,400	(\$222,851,900)	\$75,669,115,000
2023	\$75,669,115,000	\$9,791,227,200	\$1,960,827,400	(\$488,665,900)	\$86,932,503,700
2024	\$86,932,503,700	\$8,095,699,200	\$2,182,547,800	\$745,297,300	\$97,956,048,000



**(A) The equalized value is prepared by the Wisconsin Department of Revenue, Bureau of Property Tax. These values include Tax Incremental Districts (TID) which are not included in the taxable property value upon which county taxes are levied.**

**COUNTY OF DANE  
PROPERTY TAX RATES  
LAST TEN BUDGET YEARS**

Budget Year	Tax Levy	Rate per \$1,000 of Equalized Value
2015	\$154,379,176	\$3.12
2016	\$161,701,984	\$3.15
2017	\$169,913,923	\$3.13
2018	\$183,125,301	\$3.17
2019	\$184,586,083	\$2.97
2020	\$192,653,828	\$2.90
2021	\$200,541,029	\$2.86
2022	\$209,335,114	\$2.89
2023	\$224,151,852	\$2.68
2024	\$254,553,992	\$2.73



**NOTE:** The above property tax rates are the county-wide average rates, based on equalized valuations for the County as a whole, not including Tax Incremental Districts (TID).

**COUNTY OF DANE**

**COUNTY TAXES**

**LAST TEN BUDGET YEARS**

Budget Year	Property Tax Levy	Rate per \$1,000 of Equalized Value (A)	County Sales Tax (B)	Total County Taxes
2015	\$154,379,176	\$3.12	\$51,199,307	\$205,578,483
2016	\$161,701,984	\$3.15	\$56,716,055	\$218,418,039
2017	\$169,913,923	\$3.13	\$57,132,453	\$227,046,376
2018	\$183,125,301	\$3.17	\$60,063,159	\$243,188,460
2019	\$184,586,083	\$2.97	\$64,649,659	\$249,235,742
2020	\$192,653,828	\$2.90	\$68,249,659	\$260,903,487
2021	\$200,541,029	\$2.86	\$58,149,659	\$258,690,688
2022	\$209,335,114	\$2.89	\$68,222,093	\$277,557,207
2023	\$224,151,852	\$2.68	\$85,231,041	\$309,382,893
2024	\$254,553,992	\$2.73	\$90,344,898	\$344,898,890

**(A) The above property tax rates are the county-wide average rates, based on equalized valuations for the County as a whole, not including Tax Incremental Districts (TID).**

**(B) The County enacted a 0.5% Sales Tax Rate effective April 1, 1991.**

**DANE COUNTY SALES AND USE TAX COLLECTIONS BY NORTH AMERICAN INDUSTRY CLASSIFICATION (NAICS) CODE  
(Calendar Year Basis)**

<b>NAICS</b>	<b>DESCRIPTION</b>	<b>2021</b>	<b>2022</b>	<b>2023</b>	<b>% of Total</b>
00	All Other Industries	\$17,802,027	\$19,115,716	\$21,716,113	26.97%
42	Wholesale Trade	\$6,321,291	\$6,677,704	\$7,175,695	8.91%
44	Retail Trade	\$31,592,793	\$30,219,991	\$35,229,894	43.76%
51	Information	\$4,165,485	\$4,194,818	\$4,924,402	6.12%
72	Accommodation and Food Services	\$5,927,797	\$6,622,668	\$7,997,316	9.93%
81	Other Services (except Public Administration)	\$2,170,536	\$2,188,479	\$2,632,350	3.27%
99	Not Reported	\$692,741	\$669,948	\$840,035	1.04%
	<b>TOTAL</b>	<b>\$68,672,670</b>	<b>\$69,689,323</b>	<b>\$80,515,805</b>	<b>100.00%</b>

Source: Wisconsin Department of Revenue

**COUNTY OF DANE  
DEMOGRAPHIC STATISTICS  
LAST TEN FISCAL YEARS**

Fiscal Year	Population (1)	Per Capita Personal Income (3)	School Enrollment (5)	Unemployment Rate (6)
2013	497,021	\$50,316	82,256	4.7%
2014	502,251	\$52,075	83,195	3.6%
2015	508,379	\$54,992	83,518	3.1%
2016	518,538	\$56,450	83,645	2.8%
2017	524,787	\$58,184	84,560	2.4%
2018	530,519	\$61,221	85,048	2.3%
2019	537,328	\$63,863	86,079	2.4%
2020	561,504 (2)	\$65,500	85,822	4.8%
2021	551,989	\$72,511	84,592	3.5%
2022	582,165	\$73,726	85,017	2.2%

(1) **Estimates prepared annually by the Wisconsin Department of Administration, Demographic Services Center.**

(2) **Official 2020 United States Census.**

(3) **United States Department of Commerce, Bureau of Economic Analysis.**

(4) **Information Not Available at this time.**

(5) **Wisconsin Department of Public Instruction, Fall Registration - Public and Private Schools.**

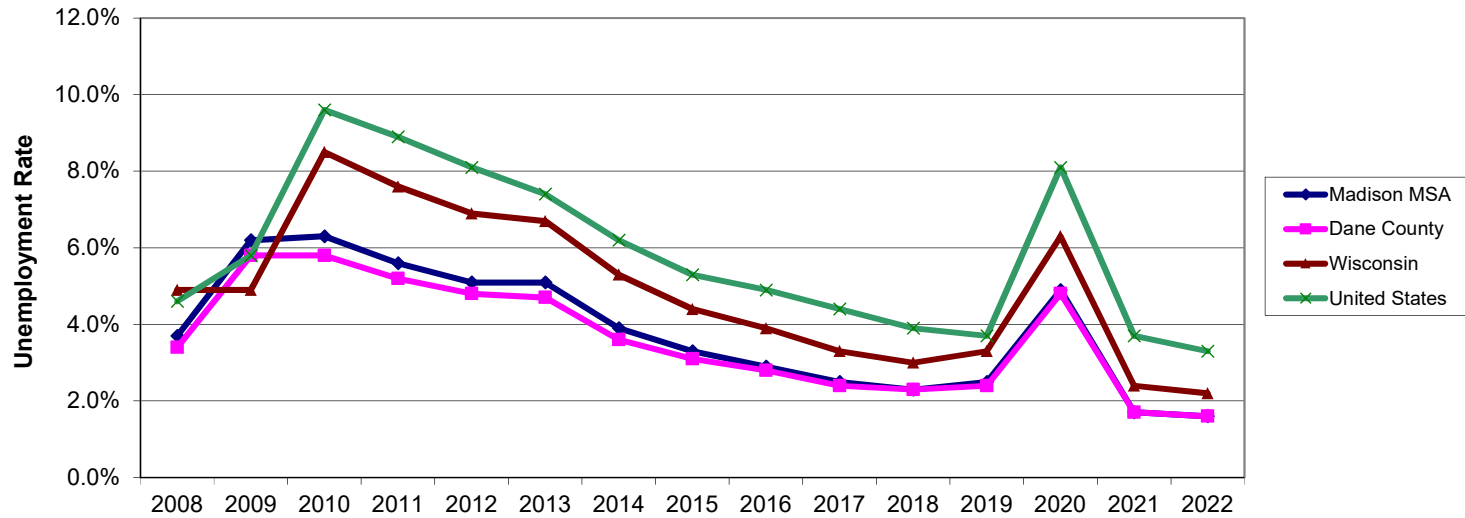
(6) **Wisconsin Department of Workforce Development Local Area Unemployment Historical Series, Not Seasonally Adjusted.**



### Annual Unemployment Statistics Not Seasonally Adjusted

Year	Madison MSA				Dane County			
	Labor Force	Employed	Unemployed	Unemployment Rate	Labor Force	Employed	Unemployed	Unemployment Rate
2008	361,265	347,919	13,346	3.7%	295,779	285,626	10,153	3.4%
2009	364,399	341,654	22,745	6.2%	298,925	281,647	17,278	5.8%
2010	360,709	338,154	22,555	6.3%	293,554	276,445	17,109	5.8%
2011	361,315	341,215	20,100	5.6%	294,807	279,539	15,268	5.2%
2012	362,825	344,162	18,663	5.1%	297,195	282,929	14,266	4.8%
2013	366,720	348,634	18,086	5.1%	301,102	287,097	14,005	4.7%
2014	370,590	356,582	14,368	3.9%	305,442	294,301	11,141	3.6%
2015	376,054	363,712	12,432	3.3%	310,088	300,430	9,658	3.1%
2016	383,297	372,190	11,107	2.9%	316,992	308,144	8,848	2.8%
2017	385,919	376,339	9,580	2.5%	319,483	311,811	7,672	2.4%
2018	384,796	375,855	8,941	2.3%	318,740	311,552	7,188	2.3%
2019	389,205	379,562	9,643	2.5%	323,055	315,338	7,717	2.4%
2020	384,772	365,840	18,932	4.9%	319,433	304,154	15,279	4.8%
2021	393,376	386,560	6,816	1.7%	327,818	322,346	5,472	1.7%
2022	394,476	388,106	6,370	1.6%	329,255	324,124	5,131	1.6%

Source: Wisconsin Department of Workforce Development



**COUNTY OF DANE  
LARGEST EMPLOYERS**

Employer	Type of Organization	Employees
State of Wisconsin	State Government	35,877
University of Wisconsin Madison	University/College	24,398
UW Hospital & Clinics	Hospital Health Care	18,000
Epic Systems	Software Service	10,000
Madison Metropolitan School District	Education	4,003
Wisconsin Physicians Service Insurance	Health Benefits/Insurance	3,500
UnityPoint Health Meriter	Health Services	3,500
American Family Insurance	Insurance	3,400
Dane County	Government	2,467
CUNA Mutual Holding Co	Insurance	2,000

<sup>1</sup> Source: Comprehensive Annual Financial Reports, 2022

**COUNTY OF DANE  
PRINCIPAL TAXPAYERS  
BUDGET YEAR 2024**

<u>Taxpayer</u>	<u>Type of Business</u>	<u>2023 Equalized Assessed Value</u>	<u>Percentage Of Total Equalized Assessed Valuation</u>
Epic Systems Corp.	Medical Software	\$1,429,134,681	1.53%
Promega Corporation	Biotechnology	\$255,589,453	0.27%
University Research Park Inc.	Research & Technology Park	\$248,520,100	0.27%
CG Growth LLC	Sciences	\$217,919,000	0.23%
Ax Madison Greenway LLC	Property Development	\$140,671,501	0.15%
American Family Ins. Corp.	Insurance	\$130,321,300	0.14%
Madison Malls Ground LLC	Shopping Centers	\$112,445,700	0.12%
Core Campus Madison LLC	Property Development	\$102,270,000	0.11%
Goldleaf Fitchburg LLC	Property Development	\$98,513,704	0.11%
CMFG Life Insurance Co.	Property Development	\$98,420,600	0.11%
 Totals		 <u><u>\$2,833,806,039</u></u>	 <u><u>3.04%</u></u>

Source: Dane County Tax System  
Source: City of Madison Treasurer's Office

**Sub. 1 to 2023 RES-192  
SETTING THE 2023 TAX LEVY**

The County Board of Supervisors may, according to law, levy certain taxes each year as follows:

<u>Tax Levy</u>	<u>Levied to</u>
<b>County Taxes</b>	
Bridge Aid	All Towns and the City of Monona
Highway	Entire County
County Library	All towns; the Villages of Blue Mounds, Brooklyn, Cottage Grove, Dane, Maple Bluff, Rockdale, Shorewood Hills, Windsor.
Board of Health	Entire County except the City of Madison

**NOW, THEREFORE, BE IT RESOLVED** that in addition to the amounts below, the County levies taxes equal to the amount of any refunded or rescinded taxes pursuant to notices received from the Wisconsin Department of Revenue under sec. 74.41(5) and , Wis. Stats., and

**BE IT FINALLY RESOLVED** that County Taxes in conformity thereto:

1. \$489,940 be levied for County Bridge Aid on the taxable property of Dane County, exclusive of all villages and cities in the County which have never received County Bridge Aid except as otherwise provided in Sections 81.38 of the Wisconsin Statutes.
2. \$6,760,910 be levied for a County Library Tax on the taxable property of Dane County, exclusive of those towns, villages or cities which have filed a written application for exemption from a County Library Tax as provided in Section 43.64 of the Wisconsin Statutes.
3. \$12,797,870 be levied for the Board of Health on the taxable property of Dane County exclusive of the City of Madison.
4. Taxes be levied on the taxable property of Dane County as follows:
  - A. \$ 1,898,111 for Highway
  - B. \$232,607,161 County Taxes

**Summary:**

Gross County Taxes	\$346,745,560
Gross Tax Rate Per \$1,000	\$ 3.72
County Sales Tax Applied	\$ 90,344,898
Net Proposed County Property Taxes	\$ 256,400,662
State Aid – Exempt Computers	\$ 1,846,670
Net Required County Property Taxes	\$ 254,553,992
Net Tax Rate Per \$1,000	\$ 2.73

**DANE COUNTY  
2024 Budget  
Tax Apportionment**

MUNICIPALITY	OTHER CHARGES	BRIDGE AID	COUNTY HIGHWAY	COUNTY LIBRARY	COUNTY HEALTH	ALL OTHER COUNTY TAXES	TOTAL COUNTY TAXES
<b>TOWNS</b>							
Albion	0.00	10,318.09	7,401.02	123,314.00	88,227.42	906,970.21	1,136,230.74
Berry	0.00	7,877.24	5,650.23	94,142.81	67,356.32	692,417.09	867,443.69
Black Earth	0.00	3,324.82	2,384.85	39,735.75	28,429.73	292,255.08	366,130.23
Blooming Grove	0.00	6,991.99	5,015.26	83,563.00	59,786.79	614,603.01	769,960.05
Blue Mounds	0.00	6,532.28	4,685.51	78,068.86	55,855.89	574,193.80	719,336.34
Bristol	0.00	24,160.58	17,330.04	288,748.85	206,591.02	2,123,738.04	2,660,568.53
Burke	0.00	21,536.31	15,447.69	257,385.57	184,151.55	1,893,062.21	2,371,583.33
Christiana	0.00	6,269.41	4,496.96	74,927.24	53,608.17	551,087.30	690,389.08
Cottage Grove	0.00	17,836.44	12,793.82	213,167.57	152,514.92	1,567,840.19	1,964,152.94
Cross Plains	0.00	10,917.33	7,830.85	130,475.69	93,351.39	959,644.10	1,202,219.36
Dane	0.00	5,490.62	3,938.35	65,619.78	46,948.96	482,631.25	604,628.96
Deerfield	0.00	8,735.33	6,265.73	104,398.07	74,693.64	767,844.38	961,937.15
Dunkirk	0.00	9,431.66	6,765.19	112,719.99	80,647.72	829,051.70	1,038,616.26
Dunn	0.00	35,247.31	25,282.39	421,249.05	301,390.89	3,098,272.49	3,881,442.13
Mazomanie	0.00	5,313.62	3,811.38	63,504.32	45,435.41	467,072.16	585,136.89
Medina	0.00	6,804.69	4,880.91	81,324.48	58,185.20	598,138.85	749,334.13
Middleton	0.00	56,715.96	40,681.55	677,826.11	484,963.97	4,985,388.10	6,245,575.69
Montrose	0.00	6,192.23	4,441.60	74,004.80	52,948.18	544,302.85	681,889.66
Oregon	0.00	18,503.33	13,272.17	221,137.72	158,217.32	1,626,460.45	2,037,590.99
Perry	0.00	3,632.69	2,605.68	43,415.19	31,062.25	319,317.30	400,033.11
Pleasant Springs	0.00	22,279.50	15,980.77	266,267.64	190,506.39	1,958,389.47	2,453,423.77
Primrose	0.00	4,060.94	2,912.86	48,533.30	34,724.10	356,960.81	447,192.01
Roxbury	0.00	10,724.13	7,692.26	128,166.60	91,699.31	942,660.99	1,180,943.29
Rutland	0.00	11,401.93	8,178.44	136,267.18	97,495.02	1,002,240.52	1,255,583.09
Springdale	0.00	14,980.48	10,745.28	179,035.28	128,094.30	1,316,798.44	1,649,653.78
Springfield	0.00	19,645.17	14,091.20	234,784.15	167,980.91	1,726,829.51	2,163,330.94
Sun Prairie	0.00	12,450.17	8,930.33	148,794.99	106,458.29	1,094,382.03	1,371,015.81
Vermont	0.00	6,896.16	4,946.52	82,417.71	58,967.36	606,179.38	759,407.13
Verona	0.00	13,785.86	9,888.40	164,758.14	117,879.44	1,211,790.50	1,518,102.34
Vienna	0.00	10,417.40	7,472.25	124,500.87	89,076.58	915,699.73	1,147,166.83
Westport	0.00	40,882.66	29,324.55	488,598.51	349,577.36	3,593,625.49	4,502,008.57
York	0.00	3,376.79	2,422.12	40,356.85	28,874.09	296,823.25	371,853.10
<b>TOTAL TOWNS</b>	<b>0.00</b>	<b>442,733.12</b>	<b>317,566.16</b>	<b>5,291,210.07</b>	<b>3,785,699.89</b>	<b>38,916,670.68</b>	<b>48,753,879.92</b>

**DANE COUNTY  
2024 Budget  
Tax Apportionment**

MUNICIPALITY	OTHER CHARGES	BRIDGE AID	COUNTY HIGHWAY	COUNTY LIBRARY	COUNTY HEALTH	ALL OTHER COUNTY TAXES	TOTAL COUNTY TAXES
<b>VILLAGES</b>							
Belleville	0.00	0.00	5,854.75	0.00	69,794.31	717,479.58	793,128.64
Black Earth	0.00	0.00	3,781.20	0.00	45,075.65	463,373.70	512,230.55
Blue Mounds	0.00	0.00	2,298.05	38,289.48	27,394.97	281,617.96	349,600.46
Brooklyn	0.00	0.00	2,414.77	40,234.40	28,786.49	295,922.60	367,358.26
Cambridge	0.00	0.00	4,967.00	0.00	59,211.50	608,688.98	672,867.48
Cottage Grove	0.00	0.00	19,287.68	321,366.57	229,928.00	2,363,640.23	2,934,222.48
Cross Plains	0.00	0.00	10,042.24	0.00	119,713.30	1,230,642.38	1,360,397.92
Dane	0.00	0.00	2,839.55	47,311.93	33,850.25	347,977.52	431,979.25
Deerfield	0.00	0.00	6,075.40	0.00	72,424.71	744,519.70	823,019.81
DeForest	0.00	0.00	33,166.55	0.00	395,377.74	4,064,449.36	4,492,993.65
Maple Bluff	0.00	0.00	14,046.18	234,033.96	167,444.18	1,721,311.83	2,136,836.15
Marshall	0.00	0.00	7,145.75	0.00	85,184.38	875,688.04	968,018.17
Mazomanie	0.00	0.00	4,334.43	0.00	51,670.70	531,170.32	587,175.45
McFarland	0.00	0.00	30,764.49	0.00	366,742.88	3,770,085.24	4,167,592.61
Mount Horeb	0.00	0.00	22,086.59	0.00	263,293.83	2,706,638.09	2,992,018.51
Oregon	0.00	0.00	36,013.41	0.00	429,315.18	4,413,323.35	4,878,651.94
Rockdale	0.00	0.00	433.15	7,217.13	5,163.63	53,081.65	65,895.56
Shorewood Hills	0.00	0.00	15,626.97	260,372.70	186,288.75	1,915,032.43	2,377,320.85
Waunakee	0.00	0.00	57,717.04	0.00	688,043.72	7,073,030.39	7,818,791.15
Windsor	0.00	0.00	31,261.63	520,873.76	372,669.33	3,831,008.77	4,755,813.49
<b>TOTAL VILLAGES</b>	<b>0.00</b>	<b>0.00</b>	<b>310,156.83</b>	<b>1,469,699.93</b>	<b>3,697,373.50</b>	<b>38,008,682.12</b>	<b>43,485,912.38</b>
<b>CITIES</b>							
Edgerton	0.00	0.00	658.98	0.00	7,855.70	80,756.09	89,270.77
Fitchburg	0.00	0.00	108,200.50	0.00	1,289,856.03	13,259,610.02	14,657,666.55
Madison	0.00	0.00	824,552.48	0.00	0.00	101,046,153.61	101,870,706.09
Middleton	0.00	0.00	86,608.34	0.00	1,032,456.36	10,613,563.06	11,732,627.76
Monona	0.00	47,206.88	33,860.82	0.00	403,654.18	4,149,530.32	4,634,252.20
Stoughton	0.00	0.00	34,713.92	0.00	413,823.96	4,254,074.91	4,702,612.79
Sun Prairie	0.00	0.00	103,415.58	0.00	1,232,815.08	12,673,233.42	14,009,464.08
Verona	0.00	0.00	78,377.39	0.00	934,335.30	9,604,886.77	10,617,599.46
<b>TOTAL CITIES</b>	<b>0.00</b>	<b>47,206.88</b>	<b>1,270,388.01</b>	<b>0.00</b>	<b>5,314,796.61</b>	<b>155,681,808.20</b>	<b>162,314,199.70</b>
<b>TOTALS</b>	<b>0.00</b>	<b>489,940.00</b>	<b>1,898,111.00</b>	<b>6,760,910.00</b>	<b>12,797,870.00</b>	<b>232,607,161.00</b>	<b>254,553,992.00</b>

## ATTORNEYS' SALARY SCHEDULE - "A"

Effective 12/17/23

RANGE	HOURLY RATE	BI-WEEKLY <sup>K</sup> RATE	MONTHLY <sup>J</sup> RATE	ANNUAL <sup>J</sup> RATE
22 (1)	\$40.61	\$ 3,248.70	\$ 7,038.84	\$ 84,466.10
23	\$42.19	3,374.93	7,312.35	87,748.23
23.5	\$43.11	3,448.50	7,471.75	89,661.00
24	\$43.93	3,514.54	7,614.85	91,378.14
24.5	\$44.88	3,590.62	7,779.68	93,356.12
25	\$45.79	3,663.35	7,937.26	95,247.15
25.5	\$46.65	3,731.90	8,085.79	97,029.50
26	\$47.61	3,808.82	8,252.43	99,029.22
26.5	\$48.58	3,886.56	8,420.89	101,050.66
27	\$49.41	3,952.61	8,563.98	102,767.81
27.5	\$50.54	4,042.90	8,759.61	105,115.30
28	\$51.49	4,118.97	8,924.44	107,093.27
28.5	\$52.35	4,188.36	9,074.78	108,897.36
29	\$53.41	4,272.80	9,257.72	111,092.70
29.5	\$54.44	4,355.56	9,437.05	113,244.56
30	\$55.47	4,437.49	9,614.56	115,374.69
30.5	\$56.49	4,519.42	9,792.07	117,504.82
31	\$57.66	4,613.05	9,994.94	119,939.25
31.5	\$58.77	4,701.66	10,186.94	122,243.26
32	\$59.97	4,797.80	10,395.24	124,742.90
32.5	\$61.03	4,882.24	10,578.19	126,938.24
33	\$62.25	4,980.05	10,790.11	129,481.35
33.5	\$63.53	5,082.04	11,011.10	132,133.14
34	\$64.78	5,182.36	11,228.46	134,741.46
34.5	\$65.99	5,279.34	11,438.57	137,262.84
35	\$67.22	5,377.99	11,652.31	139,827.69
35.5	\$68.77	5,501.72	11,920.38	143,044.62
36	\$70.09	5,607.05	12,148.61	145,783.35
36.5	\$71.61	5,729.11	12,413.07	148,956.81
37	\$73.07	5,845.31	12,664.84	151,978.11
37.5	\$74.69	5,974.89	12,945.60	155,347.19
38	\$76.29	6,102.80	13,222.73	158,672.80
38.5	\$77.98	6,238.23	13,516.17	162,194.03
39	\$79.65	6,371.99	13,805.98	165,671.79
39.5	\$81.62	6,530.00	14,148.32	169,779.90
40	\$83.57	6,685.49	14,485.23	173,822.79

Effective 1/1/78 New Employees: 1) **Range 22-40:** Assistant Corporation Counsels start at Range 22. 2) **Range 30-40:** Judicial Court Commissioners start at Range 30. <sup>J</sup> Monthly and Annual rates based on 2,080 hours per year. <sup>K</sup> Biweekly rate based on 80 hours.

**DANE COUNTY EMPLOYEE GROUPS 705 AND 720 SALARY SCHEDULE - "G"**  
**Effective 12/17/23**

RANGE (SCALE)	HOURLY RATE	BIWEEKLY	MONTHLY*					ANNUAL RATE STEP 1				
			Step 1*	Step 2*	Step 3*	Step 4*	Step 5*					
03	24.83	\$ 1,986.34	\$ 4,304	\$ 25.61	\$ 4,440	\$ 26.44	\$ 4,583	\$ 27.20	\$ 4,715	\$ 27.99	\$ 4,851	\$ 51,645
04	26.79	2,143.50	\$ 4,644	\$ 27.42	\$ 4,753	\$ 27.74	\$ 4,809	\$ 28.11	\$ 4,872	\$ 28.41	\$ 4,925	\$ 55,731
05	27.11	2,168.58	\$ 4,699	\$ 27.74	\$ 4,809	\$ 28.11	\$ 4,872	\$ 28.41	\$ 4,925	\$ 28.95	\$ 5,017	\$ 56,383
06	27.97	2,237.97	\$ 4,849	\$ 28.31	\$ 4,907	\$ 28.65	\$ 4,967	\$ 29.06	\$ 5,037	\$ 29.56	\$ 5,124	\$ 58,187
07	28.31	2,264.72	\$ 4,907	\$ 28.65	\$ 4,967	\$ 29.06	\$ 5,037	\$ 29.56	\$ 5,124	\$ 29.93	\$ 5,188	\$ 58,883
08	28.65	2,292.31	\$ 4,967	\$ 29.06	\$ 5,037	\$ 29.56	\$ 5,124	\$ 29.93	\$ 5,188	\$ 30.40	\$ 5,269	\$ 59,600
09	29.06	2,324.92	\$ 5,037	\$ 29.56	\$ 5,124	\$ 29.93	\$ 5,188	\$ 30.40	\$ 5,269	\$ 30.91	\$ 5,358	\$ 60,448
10	29.56	2,365.04	\$ 5,124	\$ 29.93	\$ 5,188	\$ 30.40	\$ 5,269	\$ 30.91	\$ 5,358	\$ 31.48	\$ 5,456	\$ 61,491
11	29.93	2,394.30	\$ 5,188	\$ 30.40	\$ 5,269	\$ 30.91	\$ 5,358	\$ 31.48	\$ 5,456	\$ 31.99	\$ 5,544	\$ 62,252
12	30.40	2,431.92	\$ 5,269	\$ 30.91	\$ 5,358	\$ 31.48	\$ 5,456	\$ 31.99	\$ 5,544	\$ 32.55	\$ 5,642	\$ 63,230
12F	30.81	2,464.53	\$ 5,340	\$ 31.34	\$ 5,432	\$ 31.81	\$ 5,514	\$ 32.44	\$ 5,622	\$ 33.03	\$ 5,726	\$ 64,078
13	30.91	2,472.89	\$ 5,358	\$ 31.48	\$ 5,456	\$ 31.99	\$ 5,544	\$ 32.55	\$ 5,642	\$ 33.13	\$ 5,742	\$ 64,295
14	31.48	2,518.03	\$ 5,456	\$ 31.99	\$ 5,544	\$ 32.55	\$ 5,642	\$ 33.13	\$ 5,742	\$ 33.75	\$ 5,851	\$ 65,469
14-65	31.81	2,544.78	\$ 5,514	\$ 32.44	\$ 5,622	\$ 33.03	\$ 5,726	\$ 33.66	\$ 5,834	\$ 34.21	\$ 5,930	\$ 66,164
15	31.99	2,559.00	\$ 5,544	\$ 32.55	\$ 5,642	\$ 33.13	\$ 5,742	\$ 33.75	\$ 5,851	\$ 34.35	\$ 5,954	\$ 66,534
16	32.55	2,604.14	\$ 5,642	\$ 33.13	\$ 5,742	\$ 33.75	\$ 5,851	\$ 34.35	\$ 5,954	\$ 35.12	\$ 6,088	\$ 67,708
16F	33.03	2,642.60	\$ 5,726	\$ 33.66	\$ 5,834	\$ 34.21	\$ 5,930	\$ 34.91	\$ 6,052	\$ 35.75	\$ 6,197	\$ 68,708
17	33.13	2,650.12	\$ 5,742	\$ 33.75	\$ 5,851	\$ 34.35	\$ 5,954	\$ 35.12	\$ 6,088	\$ 35.80	\$ 6,206	\$ 68,903
18	33.75	2,700.28	\$ 5,851	\$ 34.35	\$ 5,954	\$ 35.12	\$ 6,088	\$ 35.80	\$ 6,206	\$ 36.66	\$ 6,354	\$ 70,207
18F	34.21	2,737.06	\$ 5,930	\$ 34.91	\$ 6,052	\$ 35.75	\$ 6,197	\$ 36.50	\$ 6,327	\$ 37.26	\$ 6,459	\$ 71,164
19	34.35	2,747.93	\$ 5,954	\$ 35.12	\$ 6,088	\$ 35.80	\$ 6,206	\$ 36.66	\$ 6,354	\$ 37.47	\$ 6,495	\$ 71,446
20	35.12	2,809.80	\$ 6,088	\$ 35.80	\$ 6,206	\$ 36.66	\$ 6,354	\$ 37.47	\$ 6,495	\$ 38.34	\$ 6,646	\$ 73,055
21	35.80	2,864.14	\$ 6,206	\$ 36.66	\$ 6,354	\$ 37.47	\$ 6,495	\$ 38.34	\$ 6,646	\$ 39.34	\$ 6,820	\$ 74,468
22	36.66	2,932.69	\$ 6,354	\$ 37.47	\$ 6,495	\$ 38.34	\$ 6,646	\$ 39.34	\$ 6,820	\$ 40.32	\$ 6,988	\$ 76,250

Biweekly rate based on 80 hours of Step 1. Monthly and Annual rates based on 2,080 hours per year.



**DANE COUNTY EMPLOYEE GROUP 65 SALARY SCHEDULE - "F"**  
**Effective 12/17/23**

RANGE (SCALE)	HOURLY RATE	BIWEEKLY	MONTHLY*					ANNUAL RATE
			Step 1*	Step 2*	Step 3*	Step 4*	Step 5*	
06	28.27	2,261.38	\$ 4,900	28.54 \$ 4,947	28.99 \$ 5,025	29.46 \$ 5,106	29.85 \$ 5,173	\$ 58,796
09	29.46	2,356.68	\$ 5,106	29.85 \$ 5,173	30.34 \$ 5,258	30.81 \$ 5,340	31.34 \$ 5,432	\$ 61,274
10	29.85	2,387.62	\$ 5,173	30.34 \$ 5,258	30.81 \$ 5,340	31.34 \$ 5,432	31.81 \$ 5,514	\$ 62,078
11	30.34	2,426.91	\$ 5,258	30.81 \$ 5,340	31.34 \$ 5,432	31.81 \$ 5,514	32.44 \$ 5,622	\$ 63,100
12	30.81	2,464.53	\$ 5,340	31.34 \$ 5,432	31.81 \$ 5,514	32.44 \$ 5,622	33.03 \$ 5,726	\$ 64,078
13	31.34	2,507.16	\$ 5,432	31.81 \$ 5,514	32.44 \$ 5,622	33.03 \$ 5,726	33.66 \$ 5,834	\$ 65,186
14	31.81	2,544.78	\$ 5,514	32.44 \$ 5,622	33.03 \$ 5,726	33.66 \$ 5,834	34.21 \$ 5,930	\$ 66,164
16	33.03	2,642.60	\$ 5,726	33.66 \$ 5,834	34.21 \$ 5,930	34.91 \$ 6,052	35.75 \$ 6,197	\$ 68,708
17	33.66	2,692.76	\$ 5,834	34.21 \$ 5,930	34.91 \$ 6,052	35.75 \$ 6,197	36.50 \$ 6,327	\$ 70,012
18	34.21	2,737.06	\$ 5,930	34.91 \$ 6,052	35.75 \$ 6,197	36.50 \$ 6,327	37.26 \$ 6,459	\$ 71,164
19	34.91	2,793.08	\$ 6,052	35.75 \$ 6,197	36.50 \$ 6,327	37.26 \$ 6,459	38.18 \$ 6,619	\$ 72,620

Biweekly rate based on 80 hours of Step 1. Monthly and Annual rates based on 2,080 hours per year.

**Dane County Employee Group 1871**  
**For ranges coded with an 'P' in the salary schedule**  
**Effective 12/17/23**

range	2 hire	3 1 yr	4 2 yr	5 3 yr	6 4 yr	7 9 yr	8 13 yr	9 16 yr	10 21 yr	range
5	31.19	32.37	33.62	34.92	35.79	36.70	37.61	38.57	39.56	5
6	32.53	33.81	35.11	36.46	37.40	38.35	39.30	40.31	41.38	6
7	34.14	35.46	36.88	38.34	39.28	40.30	41.40	42.64	43.91	7
8	36.22	37.67	39.15	40.73	41.94	43.15	44.45	45.80	47.18	8
9	38.80	40.32	42.11	44.14	45.49	46.84	48.18	49.65	51.14	9
10	41.61	43.55	45.60	47.76	49.15	50.63	52.17	53.79	55.41	10
11	45.01	47.10	49.30	51.58	53.16	54.76	56.42	58.11	59.86	11
12	48.31	50.57	52.95	55.45	57.15	58.82	60.59	62.42	64.29	12
13	51.95	54.37	56.95	59.61	61.38	63.25	65.09	67.08	69.10	13
14	55.52	58.23	61.00	63.94	65.87	67.95	69.96	72.06	74.24	14

**Management Salary Schedule**  
**For ranges coded with an 'M' in the salary schedule**  
**Effective 12/17/23**

	2	3	4	5	6	7	8	9	10	
range	hire	1 yr	2 yr	3 yr	4 yr	9 yr	13 yr	16 yr	21 yr	range
6	32.53	33.81	35.11	36.46	37.40	38.35	39.30	40.31	41.38	6
7	34.14	35.46	36.88	38.34	39.28	40.30	41.40	42.64	43.91	7
8	36.22	37.67	39.15	40.73	41.94	43.15	44.45	45.80	47.18	8
9	38.80	40.32	42.11	44.14	45.49	46.84	48.18	49.65	51.14	9
10	41.61	43.55	45.60	47.76	49.15	50.63	52.17	53.79	55.41	10
11	45.01	47.10	49.30	51.58	53.16	54.76	56.42	58.11	59.86	11
12	48.31	50.57	52.95	55.45	57.15	58.82	60.59	62.42	64.29	12
13	51.95	54.37	56.95	59.61	61.38	63.25	65.09	67.08	69.10	13

**Senior Management Salary Schedule**  
**For ranges coded with an 'M' in the salary schedule**  
**Effective 12/17/23**

	2	3	4	5	6	7	8	9	10	
range	hire	1 yr	2 yr	3 yr	4 yr	9 yr	13 yr	16 yr	21 yr	range
14	55.52	58.23	61.00	63.94	65.87	67.95	69.96	72.06	74.24	14
15	59.32	62.19	65.18	68.34	70.40	72.53	74.79	77.04	79.35	15
16	63.38	66.45	69.66	73.04	75.22	77.56	79.89	82.29	84.76	16
17	67.75	71.03	74.44	78.07	80.44	82.89	85.41	88.07	90.72	17
18	72.43	75.94	79.63	83.40	86.01	88.62	91.36	94.13	96.96	18
19	77.41	81.18	85.08	89.21	91.93	94.75	97.63	100.64	103.66	19

**HEALTH CARE 1199 SALARY SCHEDULE**  
**For Positions Coded with "N" in the Salary Schedule**  
**Effective 12/17/23**

Classification Title	Range	Step	Hourly Rate	Bi-weekly <sup>K</sup> Rate	Monthly <sup>J</sup> Rate	Annual <sup>J</sup> Rate
Communicable Disease Outreach Specialist	16	1	35.69	2,854.94	6,185	74,228
		2	36.62	2,929.34	6,347	76,163
		3	37.61	3,008.76	6,519	78,228
		4	38.58	3,086.51	6,688	80,250
		5	39.62	3,169.28	6,867	82,401
		6	40.69	3,255.38	7,054	84,640
		7	41.94	3,354.87	7,269	87,226
	17	1	40.10	3,207.73	6,950	83,401
		2	41.24	3,298.86	7,148	85,770
		3	42.55	3,404.19	7,376	88,509
		4	43.86	3,507.86	7,600	91,204
		5	45.21	3,616.54	7,835	94,030
		6	46.62	3,729.40	8,080	96,965
		7	48.08	3,846.44	8,334	100,008
Dental Health Coord Public Health Nurse	18	1	40.79	3,262.91	7,069	84,835
		2	42.06	3,364.90	7,291	87,487
		3	43.43	3,474.42	7,528	90,335
		4	44.76	3,580.59	7,758	93,095
		5	46.08	3,686.76	7,988	95,856
		6	47.63	3,810.49	8,257	99,072
		7	49.03	3,922.51	8,499	101,986
Communic. Disease Coord Immunization Coord Nurse Fam Partnership Coord Registered Dietician Registered Nurse Tuberculosis Coordinator WIC Lead Worker	18A	1	42.80	3,424.26	7,420	89,031
		2	44.16	3,532.94	7,655	91,857
		3	45.54	3,643.29	7,894	94,725
		4	46.95	3,756.15	8,138	97,659
		5	48.43	3,874.02	8,393	100,724
		6	49.89	3,991.06	8,647	103,767
		7	51.33	4,106.43	8,897	106,768
Clinical Care Coordinator	19	1	49.71	3,976.85	8,617	103,399
		2	51.14	4,091.38	8,865	106,376
		3	52.64	4,210.93	9,124	109,485
		4	54.07	4,325.46	9,372	112,462
		5	55.56	4,445.01	9,631	115,571
		6	57.25	4,579.61	9,922	119,069
		7	58.81	4,705.01	10,194	122,330

<sup>K</sup> Biweekly rate based on 80 hours.

<sup>J</sup> Monthly and Annual rates based on 2,080 hours per year.

**EMPLOYEE GROUP 2634 SALARY SCHEDULE**  
**For positions coded 'SW' in the salary schedule**  
**Effective 12/17/23**

RANGE	STEP	HOURLY RATE	BIWEEKLY RATE	MONTHLY RATE	ANNUAL RATE
16-18	1	31.39	2,511.34	5,441	65,295
	2	32.68	2,614.17	5,664	67,968
18	1	33.86	2,708.64	5,869	70,425
	2	35.16	2,813.14	6,095	73,142
	3	36.62	2,929.34	6,347	76,163
	4	38.02	3,041.37	6,590	79,076
	5	39.52	3,161.75	6,850	82,206
19	1	35.16	2,813.14	6,095	73,142
	2	36.62	2,929.34	6,347	76,163
	3	38.02	3,041.37	6,590	79,076
	4	39.52	3,161.75	6,850	82,206
	5	41.15	3,292.17	7,133	85,596
20	1	36.62	2,929.34	6,347	76,163
	2	38.02	3,041.37	6,590	79,076
	3	39.52	3,161.75	6,850	82,206
	4	41.15	3,292.17	7,133	85,596
	5	43.12	3,449.34	7,474	89,683
21	1	38.11	3,048.89	6,606	79,271
	2	39.61	3,168.44	6,865	82,379
	3	41.23	3,298.02	7,146	85,749
	4	43.12	3,449.34	7,474	89,683
	5	45.21	3,616.54	7,836	94,030

Advancement to Range 18 Step 1 and beyond is dependent upon prior accumulation of 120 hours of in-service credits. If the 120 hours are accumulated after earning more than 19.5 longevity credits, the employee shall be placed on the Step appropriate to the number of longevity credits, with no retroactivity.

**BUILDING & CONSTRUCTION TRADES COUNCIL OF S CENTRAL WI**  
**SALARY SCHEDULE - "T"**  
**Effective 12/17/23**

<b>CLASSIFICATION</b>	<b>12/17/2023</b>
Carpenter	\$ 39.82
Electrician / Sound Tech	\$ 46.16
Apprentice Electrician (50%)	\$ 23.08
(55%)	\$ 25.39
(65%)	\$ 30.00
(75%)	\$ 34.62
(85%)	\$ 36.93
Painters	\$ 38.52
Apprentice Painter (50%)	\$ 19.26
(55%)	\$ 21.19
(65%)	\$ 25.04
(75%)	\$ 28.89
(85%)	\$ 32.74
Steamfitters	\$ 48.57
Apprentice Steamfitter (40%)	\$ 19.43
(45%)	\$ 21.86
(50%)	\$ 24.29
(55%)	\$ 26.71
(60%)	\$ 29.14
(65%)	\$ 31.57
(70%)	\$ 34.00
(75%)	\$ 36.43
(80%)	\$ 38.86
(85%)	\$ 41.28
Lead Building Trades	\$ 52.34

**WPPA DEPUTY SHERIFFS' ASSOCIATION SALARY SCHEDULE - "L"**

**Effective 12/17/23**

<b>RANGE</b>	<b>STEP</b>	<b>HOURLY</b>	<b>BIWEEKLY</b>	<b>MONTHLY</b>	<b>ANNUAL</b>
15	1	\$34.00	2,540.12	5,523	66,274
	2	\$35.31	2,637.70	5,735	68,820
	3	\$36.20	2,704.05	5,879	70,551
	4	\$37.33	2,788.36	6,063	72,751
	5	\$38.21	2,853.93	6,205	74,462
	6	\$39.39	2,942.14	6,397	76,763
	7	\$40.48	3,024.10	6,575	78,902
	8	\$42.00	3,137.29	6,821	81,855
	9	\$43.59	3,255.95	7,079	84,951
(Step 8 Effective December 19, 1999 after earning 169 longevity credits)					
(Step 9 Effective October 16, 1994 after earning 260 longevity credits)					
16	1	\$37.59	2,807.87	6,105	73,260
	2	\$38.56	2,880.47	6,263	75,154
	3	\$39.61	2,958.53	6,433	77,191
	4	\$40.63	3,035.03	6,599	79,187
	5	\$41.76	3,119.34	6,782	81,387
	6	\$43.30	3,234.87	7,033	84,401
	7	\$45.01	3,362.11	7,310	87,721
(Step 6 Effective December 19, 1999 after earning 169 longevity credits)					
(Step 7 Effective October 16, 1994 after earning 260 longevity credits)					
17	1	\$38.85	2,902.33	6,310	75,725
	2	\$39.79	2,972.58	6,463	77,558
	3	\$40.84	3,050.64	6,633	79,594
	4	\$42.00	3,137.29	6,821	81,855
	5	\$43.18	3,225.50	7,013	84,157
	6	\$44.82	3,348.06	7,280	87,354
	7	\$46.54	3,476.86	7,560	90,715
(Step 6 Effective December 19, 1999 after earning 169 longevity credits)					
(Step 7 Effective October 16, 1994 after earning 260 longevity credits)					

**WPPA SUPERVISORY LAW ENFORCEMENT UNIT  
SALARY SCHEDULE -  
For Classifications with an "O"  
Effective 12/17/23**

<b>RANGE</b>	<b>STEP</b>	<b>HOURLY</b>	<b>BIWEEKLY</b>	<b>MONTHLY</b>	<b>ANNUAL</b>
17	1	\$ 46.01	\$ 3,680.91	\$ 7,975	\$ 95,704
	2	\$ 47.39	3,791.26	8,214	98,573
	3	\$ 48.71	3,896.60	8,443	101,312
	4	\$ 50.10	4,007.78	8,684	104,202
	5	\$ 51.83	4,146.56	8,984	107,811
	6	\$ 53.78	4,302.06	9,321	111,853
	7	\$ 55.78	4,462.57	9,669	116,027
	8	\$ 55.78	4,462.57	9,669	116,027

<b>RANGE</b>	<b>STEP</b>	<b>HOURLY</b>	<b>BIWEEKLY</b>	<b>MONTHLY</b>	<b>ANNUAL</b>
19	1	\$ 49.13	\$ 3,930.04	\$ 8,515	\$ 102,181
	2	\$ 50.54	4,042.90	8,760	105,115
	3	\$ 51.94	4,154.92	9,002	108,028
	4	\$ 53.40	4,271.96	9,256	111,071
	5	\$ 55.27	4,421.60	9,580	114,962
	6	\$ 57.31	4,584.62	9,933	119,200
	7	\$ 59.43	4,754.33	10,301	123,613
	8	\$ 59.43	4,754.33	10,301	123,613





## VI. OPERATING BUDGET APPROPRIATIONS RESOLUTION



**Sub. 1 to 2023 RES-190**  
**2024 DANE COUNTY OPERATING BUDGET APPROPRIATIONS RESOLUTION**

1  
2  
3  
4  
5  
6  
7  
8  
9  
10  
11  
12  
13  
14  
15  
16  
17  
18  
19  
20  
21  
22  
23  
24  
25  
26  
27  
28  
29  
30  
31  
32  
33  
34  
35  
36  
37  
38  
39  
40

The 2024 Operating Budget is a financial plan for the operational needs of the County and was developed in accordance with the Uniform Accounting Manual for Wisconsin Counties and the pronouncements of the Governmental Accounting Standards Board (GASB).

This resolution constitutes the 2024 Adopted Operating Budget, formulated in accordance with s. 65.90 Wis. Stats., and consists of several parts, as follows:

- TABLE 1: TAX LEVY COMPUTATION AND FUND BALANCE ANALYSIS**
- TABLE 2: TAX LEVY HISTORY**
- TABLE 3: 2024 APPROPRIATIONS FOR OPERATIONS**
- TABLE 4: EXPENDITURE & REVENUE HISTORY - OPERATIONS**
- TABLE 5: CARRY-FORWARDS**
- TABLE 6: INDEBTEDNESS**
- TABLE 7: 2024 BUDGETED POSITIONS**

Together with the 2024 Adopted Capital Budget Appropriations Resolution, this document shall constitute the County Budget as defined in s. 65.90, Wis. Stats.

**NOW, THEREFORE, BE IT RESOLVED** that in accordance with s. 65.90, Wis. Stats, the Dane County Board of Supervisors hereby appropriate for 2024 fiscal year operations, the expenditures and revenue amounts on lines designated as appropriations in the attached Table 3. Amounts on lines not designated as appropriations are for informational purposes only. Expenditures in excess of the amounts appropriated or use of general purpose revenues in excess of the amounts listed on the lines designated as appropriations shall require County Board authorization in accordance with s. 65.90(5), Wis. Stats.

**BE IT FURTHER RESOLVED** that the Dane County Board of Supervisors authorize carry-forward of expenditures and revenues from 2023 to 2024 as recommended in Table 5.

**BE IT FURTHER RESOLVED** that the Dane County Board of Supervisors authorizes positions for the 2024 fiscal year as shown in Table 7.

**BE IT FURTHER RESOLVED** that encumbrances on purchase orders outstanding at the end of 2023 are re-appropriated in 2024.

**BE IT FURTHER RESOLVED** that payments are authorized as required under sec. 74.41(5), Wis. Stats.

**BE IT FURTHER RESOLVED** that 2024 operating expenditures and revenues shall be subject to the following provisions and controls in addition to all budget control policies enumerated in D.C. Ord. sec. 29.52:

- The budgets for all departments having fifteen or more employees shall include a “Salary Savings” line that will be 2% of the budgeted “Salaries & Wages” account for that department.

**Sub. 1 to 2023 RES-190**  
**2024 DANE COUNTY OPERATING BUDGET APPROPRIATIONS RESOLUTION**

- 41
- 42 • As of the first pay period of 2024, the hourly wage of any non-represented employee will be increased by 4.5%.
- 43
- 44 • The wage scale for employees within the Building & Construction Trades Council of South Central Wisconsin will be increased by the amount negotiated
- 45 in collective bargaining plus an additional non-negotiated amount not to exceed the difference between the negotiated increase to the hourly rate and a
- 46 4.5% increase to the hourly rate beginning in pay period 1 of 2024.
- 47
- 48 • Dane County seeks to expand the “CARES” mobile crisis program currently administered by the City of Madison to other communities. Several local
- 49 leaders have expressed an initial interest in financially contributing toward such expansion so “CARES” be made available in their communities. The
- 50 budget creates a \$200,000 “CARES” Community Grant Program so the county can help facilitate the growth of this innovative behavioral health
- 51 program model. The Dane County Department of Human Services will establish criteria for how applications will be reviewed and scored, and will
- 52 recommend awards to interested communities. Grants will be awarded via county resolution by the County Board and County Executive.
- 53
- 54 • The operating budget includes the creation of one Public Health Nurse position and related expenses to improve birth outcomes with the total county
- 55 share being \$63,686. The creation of this position and the related expenses are contingent upon the City of Madison adopted budget funding the City's
- 56 share of these costs.
- 57
- 58 • The 2024 budget includes an estimated \$1,150,000 in the Opioid Mitigation line item in the Department of Human Services along with \$35,000 in the
- 59 Emergency Management and \$175,000 in the Public Health budgets to purchase Naloxone. After reserving \$100,000 for the African American Opioid
- 60 Coalition of Safe Communities to continue ongoing outreach and harm reduction focusing on Black people, \$180,000 for Expand implementation of
- 61 evidence-based harm reduction and primary prevention educational curricula (contract with Safe Communities, partner with local schools) and \$70,000
- 62 Distribution of fentanyl test strips, naloxone among Recovery Coaches, Community Organizations, Housing Providers (contract with Safe
- 63 Communities), the prioritization of the remaining \$800,000 in the Human Services budget will be determined by recommendations of an Opioid
- 64 Settlement Subcommittee of the Health and Human Needs Committee. The Subcommittee will be composed of 8 members including the Director of
- 65 the Department of Human Services or their designee, the chair of the Board of Health or their designee, six members appointed by the Chair of the
- 66 Health and Human Needs Committee including three County Board Supervisors at least one of which will be a member of the HHN Committee, and
- 67 three stakeholders from the community that come from diverse backgrounds: one person with lived experience of addiction, one person with AODA
- 68 expertise and a youth voice. The subcommittee will be staffed by the Department of Human Services. Based upon priorities established by the
- 69 subcommittee, the Department of Human Services will issue requests for proposals for services.
- 70 The subcommittee will make recommendations for the remaining \$800,000 for 2024 to the Health and Human Needs committee no later than April 1st,
- 71 2024 for 2024 and then by July 1 of each year for the following budget cycle until the Opioid settlement revenue payments are complete and
- 72 expended.
- 73
- 74 • Prior to 2020 Dane County was required by law to seek judgments for birth costs for any woman receiving Medicaid. The State of Wisconsin authorized
- 75 Dane County to stop pursuing birth cost recovery judgments in 2020, but there are approximately 4,000 old judgments that were entered prior to that time
- 76 that continue to burden people and result in tax refunds being intercepted by the State of Wisconsin to satisfy old judgment debts. People with these
- 77 judgment debts are disproportionately low income and people of color. Dane County seeks to eliminate the harmful impact of this debt as soon as

**Sub. 1 to 2023 RES-190**  
**2024 DANE COUNTY OPERATING BUDGET APPROPRIATIONS RESOLUTION**

78 possible. Of these 4,000 judgments, approximately 3,000 cases are ones that the Child Support Agency is authorized to expunge, pending Bureau of  
79 Child Support review and approval.

80  
81 The Dane County Board of Supervisors hereby requests that the State of Wisconsin release all birth cost recovery judgments entered in Dane County  
82 Circuit Court.

83  
84 The Dane County Board of Supervisors further seeks a cessation of all collection efforts related to these judgment debts and to prevent any further tax  
85 refund interceptions against judgment debtors and requests that the State inform any of its agents or assigns to immediately cease debt collection efforts.

86  
87 The Dane County Board of Supervisors requests the Child Support Agency to take action to in circuit court to vacate and/or modify birth cost recovery  
88 judgments and requests the State of Wisconsin to cease tax refund intercepts as soon as possible.

89  
90 In its efforts to eliminate birth cost recovery debt, the Child Support Agency should seek no consideration, bargain, or negotiation from the judgment  
91 debtor in exchange for elimination of the birth cost recovery debt.

92  
93 GPR funding for the child support manager and child support investigator positions shall be used exclusively to support the expeditious elimination of birth  
94 cost recovery debt.

95  
96 Child Support will also provide quarterly reports to the Public Protection & Judiciary Committee on progress of the project including data on  
97 expungements, barriers to eliminating debts, and communication with the State of Wisconsin related to expungement.

98  
99 Finally, \$41,000 in one-time funds will be awarded via RFP for education and outreach related to expungement of birth costs. These funds will be used to  
100 address outstanding birth cost debts for individuals that are low-income and financially impacted by the onset of the COVID-19 pandemic and will provide  
101 a direct service to improve their financial stability.

- 102  
103 • Pursuant to DCO 25.501(b), the Human Services contracts listed in Appendix A may be executed by the Director of Human Services.
- 104  
105 • It is the policy of Dane County that the projected unassigned general fund balance remain equal to or greater than 10% of the combined budgeted  
106 operating expenditures of the General Fund, including the Alliant Energy Center, the Human Services Fund, and the Badger Prairie Health Care Center  
107 Fund.
- 108  
109 • The following procedure will be applied at the end of fiscal year 2024. First, all fiscal activity in all funds will be closed according to Generally Accepted  
110 Accounting Principles, and any budgeted transfers other than between the general fund and the human services and badger prairie funds will be made.  
111 To the extent that the GPR requirement to balance the Human Services Fund is less than the amount budgeted, any surplus will be applied toward any  
112 deficit in the Badger Prairie Fund. The unassigned general fund balance shall be no less than 10% of the combined adopted expenditures in the General  
113 Fund, the Human Services Fund, and the Badger Prairie Fund. To the extent funds are available after the above items are applied, the remaining surplus  
114 of GPR budgeted for the human services fund will be retained in the human services fund and applied to future budgets for expenditures.
- 115  
116 • The Controller is authorized to make technical corrections to the Budgeted Position List, subject to the review and approval by the County Board Chair.

117

**Sub. 1 to 2023 RES-190**  
**2024 DANE COUNTY OPERATING BUDGET APPROPRIATIONS RESOLUTION**

- 118 • The Controller's Office may add standard "Personal Services" lines to department's budgets to properly account for Personal Services expenditures not  
119 specifically budgeted for. The new accounts added will not change the department's total appropriation.  
120  
121

**COUNTY OF DANE  
2024 BUDGET  
TAX LEVY COMPUTATION AND FUND BALANCE ANALYSIS**

Operating Funds

Fund	General Fund	Human Services	Alliant Energy			Highway	Bridge Aid	Library	Public Health
			Badger Prairie	Center Operating	Debt Service				
Beginning Fund Balance	63,940,937	134,138	1,719,582	-	9,279,129	14,883,673	-	26,388	-
Amount Used for Levy Reduction Reserve for Human Services	23,141,372	12,462,254	-	-	3,909,714	-	-	126,349	-
Reserve for Carryforwards	3,697,240	(21,671,789)	-	(338,524)	-	(1,973,676)	451,522	31,526	-
Reserve for Encumbrances	1,297,016	22,051,659	10,650	598,118	-	2,187,495	-	47,567	-
2022 Levy for 2023 Budget	147,219,218	-	-	-	57,279,903	1,972,214	55,412	6,047,694	11,577,411
2023 Estimated Revenues**	174,669,493	185,610,917	11,632,823	8,266,920	10,097,746	33,520,603	500	799,464	-
2023 Estimated Expenditures**	(249,771,808)	(271,497,641)	(28,314,010)	(9,701,151)	(66,753,679)	(34,771,799)	(507,434)	(6,948,074)	(11,577,411)
203 AEC Support	(1,174,637)	-	-	1,174,637	-	-	-	-	-
2023 Transfer from Methane Fund	1,827,028	-	-	-	-	-	-	-	-
2023 Estimated Jail Assessments	(520,600)	-	-	-	520,600	-	-	-	-
2023 Operating Transfers	(92,603,425)	75,932,888	16,670,537	-	-	-	-	-	-
<b>2023 Estimated Ending Fund Balance</b>	<b>71,721,834</b>	<b>22,723,912</b>	<b>1,719,582</b>	<b>-</b>	<b>14,333,413</b>	<b>15,818,510</b>	<b>-</b>	<b>130,914</b>	<b>-</b>
2024 Budgeted Reserve***	54,994,740	11,361,956	1,719,582	-	350,380	15,818,510	-	76,771	-
2024 Available for Levy Reduction	16,727,094	11,361,956	-	-	13,983,033	-	-	54,143	-
2024 Budgeted Revenues**	80,969,204	166,250,501	14,261,574	7,288,800	4,848,787	33,627,872	500	862,080	-
2024 Budgeted Expenditures**	(253,287,116)	(267,619,452)	(29,750,591)	(9,273,000)	(82,295,627)	(35,525,983)	(490,440)	(7,677,133)	(12,797,870)
2024 Jail Assessments	(443,900)	-	-	-	443,900	-	-	-	-
2024 AEC Support	(1,984,200)	-	-	1,984,200	-	-	-	-	-
2024 Transfer from Methane Fund	1,736,108	-	-	-	-	-	-	-	-
2024 Budgeted Operating Transfers	(105,496,012)	90,006,995	15,489,017	-	-	-	-	-	-
Gross County Tax Levy - Total Budget	261,778,822	-	-	-	63,019,907	1,898,111	489,940	6,760,910	12,797,870
Gross County Tax Rate - Total Budget	2.81	-	-	-	0.68	0.02	0.01	0.07	0.14
2024 County Sales Tax Applied	90,344,898	-	-	-	-	-	-	-	-
2024 Exempt Computer Aid	1,846,670	-	-	-	-	-	-	-	-
Tax Levy for 2024 Budget	169,587,254	-	-	-	63,019,907	1,898,111	489,940	6,760,910	12,797,870
Net Tax Rate for 2024 Budget	\$ 1.82	\$ -	\$ -	\$ -	\$ 0.68	\$ 0.02	\$ 0.01	\$ 0.07	\$ 0.14

Equalized Valuation

\*\*\*Reserve Calculation

Fund Expenditures	549,947,399	7,677,133
Percent Reserved	10.00%	1.00%
Budgeted Reserve	\$ 54,994,740	\$ 76,771



**COUNTY OF DANE**  
**2024 BUDGET**  
**TAX LEVY COMPUTATION AND FUND BALANCE ANALYSIS**  
Capital Funds

Fund	Badger Prairie		Gen. Capital	Conservation	Land & Water	Total for GPR
	Capital	Highway Capital	Projects Fund	Funds	Legacy Fund	Supported Funds
Beginning Fund Balance	9,801	43,678	3,152,108	-	214,187	93,403,621
Amount Used for Levy Reduction Reserve for Human Services	-	-	-	-	-	39,639,689
Reserve for Carryforwards	(9,880)	16,314,003	21,320,649	1,080,747	2,988,228	19,701,486
Reserve for Encumbrances	9,880	3,404,694	31,451,945	17,280	2,008,751	21,890,046
2022 Levy for 2023 Budget	-	-	-	-	-	63,085,055
2023 Estimated Revenues**	-	31,814,023	330,566,363	15,002,000	36,831,350	224,151,852
2023 Estimated Expenditures**	-	(51,532,719)	(383,338,959)	(16,100,028)	(41,828,328)	838,812,202
203 AEC Support	-	-	-	-	-	(1,172,643,041)
2023 Transfer from Methane Fund	-	-	-	-	-	1,827,028
2023 Estimated Jail Assessments	-	-	-	-	-	-
2023 Operating Transfers	-	-	-	-	-	-
2023 Estimated Ending Fund Balance	9,801	43,679	3,152,106	(1)	214,188	129,867,938
2024 Budgeted Reserve***	9,801	43,679	3,152,106	(1)	214,188	87,741,712
2024 Available for Levy Reduction	-	-	-	-	-	42,126,226
2024 Budgeted Revenues**	-	15,340,000	151,892,500	10,002,000	1,666,000	487,009,818
2024 Budgeted Expenditures**	-	(15,340,000)	(151,892,500)	(10,002,000)	(1,666,000)	(877,617,712)
2024 Jail Assessments	-	-	-	-	-	-
2024 AEC Support	-	-	-	-	-	-
2024 Transfer from Methane Fund	-	-	-	-	-	1,736,108
2024 Budgeted Operating Transfers	-	-	-	-	-	-
Gross County Tax Levy - Total Budget	-	-	-	-	-	346,745,560
Gross County Tax Rate - Total Budget	-	-	-	-	-	4
2024 County Sales Tax Applied	-	-	-	-	-	90,344,898
2024 Exempt Computer Aid	-	-	-	-	-	1,846,670
Tax Levy for 2024 Budget	-	-	-	-	-	254,553,992
Net Tax Rate for 2024 Budget	\$	\$	\$	\$	\$	2.73
Equalized Valuation						93,315,894,600
***Reserve Calculation						
Fund Expenditures						
Percent Reserved						
Budgeted Reserve						

Table 1 - Tax Levy Computation

**COUNTY OF DANE  
2024 BUDGET  
TAX LEVY COMPUTATION AND FUND BALANCE ANALYSIS**

Fund	Airport	Solid Waste	Methane Gas	Printing & Services	Opiate Settlement	CFS	Dane Comm	Land Information	CDBG Business Loan	Commerce Revolving Loan	CDBG Housing Loan	CDBG HOME Loan	HELP Loan	Worker's Compensation	Property & Liability Insurance	Total Non-GPR supported Funds
Beginning Equity Balance	356,259,569	(9,343,158)	18,863,078	(1,094,058)	2,394,496	1,833,520	-	1,504,974	3	877,559	(25,459)	-	-	1,564,613	(2,011,258)	370,823,879
2023 Estimated Revenues	39,686,635	16,766,003	16,716,735	2,088,614	1,761,438	6,504,031	1,103,501	846,270	42,834	35,658	4,501,906	3,157,168	-	2,748,536	3,274,114	99,233,443
2023 Estimated Expenditures	(40,663,470)	(16,336,865)	(14,874,828)	(1,958,308)	(1,761,438)	(6,268,729)	(1,121,685)	(1,201,666)	(42,834)	(691,000)	(4,501,906)	(3,157,169)	-	(2,755,236)	(3,519,591)	(98,854,725)
2023 Equity Transfer to General Fund	-	-	(1,827,028)	-	-	-	-	-	-	-	-	-	-	-	-	(1,827,028)
<b>Estimated 2023 Ending Equity</b>	<b>355,282,734</b>	<b>(8,914,020)</b>	<b>18,877,957</b>	<b>(963,752)</b>	<b>2,394,496</b>	<b>2,068,822</b>	<b>(18,184)</b>	<b>1,149,578</b>	<b>3</b>	<b>222,217</b>	<b>(25,459)</b>	<b>(1)</b>	<b>-</b>	<b>1,557,913</b>	<b>(2,256,735)</b>	<b>369,375,569</b>
2024 Budgeted Revenues	45,952,002	17,499,400	16,832,368	2,099,200	3,121,438	6,812,930	1,143,101	1,045,200	42,100	14,700	1,027,504	590,054	-	2,602,500	3,043,200	101,825,697
2024 Budgeted Expenditures	(35,689,946)	(17,656,043)	(15,096,260)	(2,137,284)	(3,121,438)	(6,812,917)	(1,152,801)	(1,234,395)	(42,100)	(691,000)	(1,027,504)	(590,054)	-	(2,602,500)	(3,043,200)	(90,897,442)
2024 Equity Transfer to General Fund	-	-	(1,736,108)	-	-	-	-	-	-	-	-	-	-	-	-	(1,736,108)
<b>Estimated 2024 Ending Equity</b>	<b>365,544,790</b>	<b>(9,070,663)</b>	<b>18,877,957</b>	<b>(1,001,836)</b>	<b>2,394,496</b>	<b>2,068,835</b>	<b>(27,884)</b>	<b>960,383</b>	<b>3</b>	<b>(454,083)</b>	<b>(25,459)</b>	<b>(1)</b>	<b>-</b>	<b>1,557,913</b>	<b>(2,256,735)</b>	<b>378,567,716</b>

Table 1 - Tax Levy Computation

COUNTY OF DANE  
2024 OPERATING BUDGET  
TAX LEVY HISTORY

2022 Adopted Budget	2023 Adopted Budget		2024 Requested Budget	2024 Executive Budget	2024 Adopted Budget
\$660,707,896 (\$372,820,370)	\$714,932,492 (\$365,544,827)	Total Budgeted Expenditures All Funds All Programs	\$750,926,879 (\$375,618,062)	\$787,592,590 (\$406,148,358)	\$789,298,454 (\$406,331,915)
<b>\$287,887,526</b>	<b>\$349,387,665</b>	<b>Total Budget All Funds All Programs</b>	<b>\$375,308,817</b>	<b>\$381,444,232</b>	<b>\$382,966,539</b>
\$85,193,635 (\$94,317,422)	\$95,326,736 (\$97,420,451)	Budgeted Expenditures - Non-GPR Supported Programs	\$88,120,309 (\$96,678,230)	\$90,420,242 (\$98,162,597)	\$90,521,242 (\$98,162,597)
<b>(\$9,123,787)</b>	<b>(\$2,093,715)</b>	<b>Budgeted (Increase)/Decrease to Retained Earnings - Non-GPR Supported Programs</b>	<b>(\$8,557,921)</b>	<b>(\$7,742,355)</b>	<b>(\$7,641,355)</b>
\$575,514,261 (\$278,502,948)	\$619,605,756 (\$268,124,376)	Budgeted Expenditures - GPR Supported Programs	\$662,806,570 (\$278,939,832)	\$697,172,348 (\$307,985,761)	\$698,777,212 (\$308,169,318)
<b>\$297,011,313</b>	<b>\$351,481,380</b>	<b>GPR Requirement Before Levy Reduction and Fund Adjustment</b>	<b>\$383,866,738</b>	<b>\$389,186,587</b>	<b>\$390,607,894</b>
(\$15,169,428) (\$2,438,008)	(\$39,639,689) (\$612,128)	Amount Projected to be Available for Levy Reduction Fund Adjustments	(\$55,546,291) (\$1,795,408)	(\$42,247,100) (\$1,736,108)	(\$42,126,226) (\$1,736,108)
<b>\$279,403,877</b>	<b>\$311,229,563</b>	<b>Gross County Tax Levy</b>	<b>\$326,525,039</b>	<b>\$345,203,379</b>	<b>\$346,745,560</b>
\$3.86	\$3.72	Gross County Tax Rate	\$3.50	\$3.70	\$3.72
\$68,222,093	\$85,231,041	County Sales Tax Applied	\$85,231,041	\$89,918,748	\$90,344,898
\$211,181,784	\$225,998,522	Net Tax Levy	\$241,293,998	\$255,284,631	\$256,400,662
\$2.92	\$2.70	Net County Tax Rate	\$2.59	\$2.74	\$2.75
\$1,846,670	\$1,846,670	State Aid - Exempt Computers	\$1,846,670	\$1,846,670	\$1,846,670
<b>\$209,335,114</b>	<b>\$224,151,852</b>	<b>Net Required County Tax Levy</b>	<b>\$239,447,328</b>	<b>\$253,437,961</b>	<b>\$254,553,992</b>
<b>\$2.89</b>	<b>\$2.68</b>	<b>Net Required County Tax Rate</b>	<b>\$2.57</b>	<b>\$2.72</b>	<b>\$2.73</b>
<b>\$399,000</b>	<b>\$55,412</b>	<b>Exempt Bridge Aid Levy</b>	<b>\$489,940</b>	<b>\$489,940</b>	<b>\$489,940</b>
<b>\$5,535,557</b>	<b>\$6,047,694</b>	<b>Exempt Library Service Levy</b>	<b>\$6,702,067</b>	<b>\$6,760,911</b>	<b>\$6,760,910</b>
<b>\$203,400,557</b>	<b>\$218,048,746</b>	<b>Net Tax Levy Excluding Exempt Levies</b>	<b>\$232,255,321</b>	<b>\$246,187,110</b>	<b>\$247,303,142</b>
\$72,334,792,600	\$83,605,704,500	Equalized Valuation	\$93,315,894,600	\$93,315,894,600	\$93,315,894,600

Table 2 - Tax Levy History

COUNTY OF DANE  
2024 CAPITAL BUDGET  
TAX LEVY HISTORY

2022 Adopted Budget	2023 Adopted Budget		2024 Requested Budget	2024 Executive Budget	2024 Adopted Budget
\$94,175,900 (\$94,200,000)	\$138,328,300 (\$138,328,300)	Total Budgeted Expenditures All Funds All Programs	\$120,174,900	\$149,781,700	\$179,216,700
		Total Budgeted Revenues All Funds All Programs	(\$123,461,800)	(\$153,068,600)	(\$182,503,600)
<b>(\$24,100)</b>	<b>\$0</b>	<b>Total Budget All Funds All Programs</b>	<b>(\$3,286,900)</b>	<b>(\$3,286,900)</b>	<b>(\$3,286,900)</b>
\$24,000 (\$48,100)	\$0 \$0	Budgeted Expenditures - Non-GPR Supported Programs	\$376,200	\$376,200	\$376,200
		Budgeted Revenues - Non-GPR Supported Programs	(\$3,663,100)	(\$3,663,100)	(\$3,663,100)
<b>(\$24,100)</b>	<b>\$0</b>	<b>Budgeted (Increase)/Decrease to Retained Earnings - Non-GPR Supported Programs</b>	<b>(\$3,286,900)</b>	<b>(\$3,286,900)</b>	<b>(\$3,286,900)</b>
\$94,151,900 (\$94,151,900)	\$138,328,300 (\$138,328,300)	Budgeted Expenditures - GPR Supported Programs	\$119,798,700	\$149,405,500	\$178,840,500
		Budgeted Program Revenues - GPR Supported Programs	(\$119,798,700)	(\$149,405,500)	(\$178,840,500)
<b>\$0</b>	<b>\$0</b>	<b>GPR Requirement Before Levy Reduction and Fund Adjustment</b>	<b>\$0</b>	<b>\$0</b>	<b>\$0</b>
\$0 \$0	\$0 \$0	Amount Projected to be Available for Levy Reduction	\$0	\$0	\$0
		Fund Adjustments	\$0	\$0	\$0
<b>\$0</b>	<b>\$0</b>	<b>Gross County Tax Levy</b>	<b>\$0</b>	<b>\$0</b>	<b>\$0</b>
\$0	\$0	Gross County Tax Rate	\$0	\$0	\$0
\$0	\$0	County Sales Tax Applied	\$0	\$0	\$0
\$0	\$0	Net Tax Levy	\$0	\$0	\$0
\$0	\$0	Net County Tax Rate	\$0	\$0	\$0
\$0	\$0	State Aid - Exempt Computers	\$0	\$0	\$0
<b>\$0</b>	<b>\$0</b>	<b>Net Required County Tax Levy</b>	<b>\$0</b>	<b>\$0</b>	<b>\$0</b>
<b>\$0</b>	<b>\$0</b>	<b>Net Required County Tax Rate</b>	<b>\$0</b>	<b>\$0</b>	<b>\$0</b>
\$72,334,792,600	\$83,605,704,500	Equalized Valuation	\$93,315,894,600	\$93,315,894,600	\$93,315,894,600

Table 2 - Tax Levy History

COUNTY OF DANE  
2024 BUDGET  
TAX LEVY HISTORY

2022 Adopted Budget	2023 Adopted Budget		2024 Requested Budget	2024 Executive Budget	2024 Adopted Budget
\$754,883,796 (\$467,020,370)	\$853,260,792 (\$503,873,127)	Total Budgeted Expenditures All Funds All Programs	\$871,101,779 (\$499,079,862)	\$937,374,290 (\$559,216,958)	\$968,515,154 (\$588,835,515)
<b>\$287,863,426</b>	<b>\$349,387,665</b>	<b>Total Budget All Funds All Programs</b>	<b>\$372,021,917</b>	<b>\$347,277,351</b>	<b>\$379,679,639</b>
\$85,217,635 (\$94,365,522)	\$95,326,736 (\$97,420,451)	Budgeted Expenditures - Non-GPR Supported Programs	\$88,496,509 (\$100,341,330)	\$90,796,442 (\$101,825,697)	\$90,897,442 (\$101,825,697)
<b>(\$9,147,887)</b>	<b>(\$2,093,715)</b>	<b>Budgeted (Increase)/Decrease to Retained Earnings - Non-GPR Supported Programs</b>	<b>(\$11,844,821)</b>	<b>(\$11,029,255)</b>	<b>(\$10,928,255)</b>
\$669,666,161 (\$372,654,848)	\$757,934,056 (\$406,452,676)	Budgeted Expenditures - GPR Supported Programs	\$782,605,270 (\$398,738,532)	\$846,577,848 (\$457,391,261)	\$877,617,712 (\$487,009,818)
\$297,011,313	\$351,481,380	GPR Requirement Before Levy Reduction and Fund Adjustment	\$383,866,738	\$389,186,587	\$390,607,894
(\$15,169,428) (\$2,438,008)	(\$39,639,689) (\$612,128)	Amount Projected to be Available for Levy Reduction Fund Adjustments	(\$55,546,291) (\$1,795,408)	(\$42,247,100) (\$1,736,108)	(\$42,126,226) (\$1,736,108)
<b>\$279,403,877</b>	<b>\$311,229,563</b>	<b>Gross County Tax Levy</b>	<b>\$326,525,039</b>	<b>\$345,203,379</b>	<b>\$346,745,560</b>
\$3.86	\$3.72	Gross County Tax Rate	\$3.50	\$3.70	\$3.72
\$68,222,093	\$85,231,041	County Sales Tax Applied	\$85,231,041	\$89,918,748	\$90,344,898
\$211,181,784	\$225,998,522	Net Tax Levy	\$241,293,998	\$255,284,631	\$256,400,662
\$2.92	\$2.70	Net County Tax Rate	\$2.59	\$2.74	\$2.75
\$1,846,670	\$1,846,670	State Aid - Exempt Computers	\$1,846,670	\$1,846,670	\$1,846,670
<b>\$209,335,114</b>	<b>\$224,151,852</b>	<b>Net Required County Tax Levy</b>	<b>\$239,447,328</b>	<b>\$253,437,961</b>	<b>\$254,553,992</b>
<b>\$2.89</b>	<b>\$2.68</b>	<b>Net Required County Tax Rate</b>	<b>\$2.57</b>	<b>\$2.72</b>	<b>\$2.73</b>
<b>\$822,049</b>	<b>\$55,412</b>	<b>Exempt Bridge Aid Levy</b>	<b>\$489,940</b>	<b>\$489,940</b>	<b>\$489,940</b>
<b>\$6,080,153</b>	<b>\$6,047,694</b>	<b>Exempt Library Service Levy</b>	<b>\$6,702,067</b>	<b>\$6,760,911</b>	<b>\$6,760,910</b>
<b>\$217,249,650</b>	<b>\$218,048,746</b>	<b>Net Tax Levy Excluding Exempt Levies</b>	<b>\$232,255,321</b>	<b>\$246,187,110</b>	<b>\$247,303,142</b>
\$72,334,792,600	\$83,605,704,500	Equalized Valuation	\$93,315,894,600	\$93,315,894,600	\$93,315,894,600

Table 2 - Tax Levy History

**COUNTY OF DANE  
2024 BUDGET**

<b>FUND/APPROPRIATION/PROGRAM</b>	<b>EXPENDITURES</b>	<b>PROGRAM SPECIFIC REVENUES</b>	<b>GENERAL PURPOSE REVENUES</b>	
<b>AIRPORT FUND</b>				
<b>AIRPORT</b>				
ADMINISTRATION	15,041,565	12,050,702		
AIRPORT PARKING LOT	2,968,000	12,354,900		
GENERAL AVIATION	257,700	545,200		
INDUSTRIAL AREA	531,900	1,511,300		
LANDING AREA	3,973,000	4,524,300		
MAINTENANCE	2,164,600	2,500		
TERMINAL COMPLEX	10,753,181	11,713,100		
<b>AIRPORT</b>	<b>35,689,946</b>	<b>42,702,002</b>	<b>(7,012,056)</b>	<b>Appropriation</b>
<b>BADGER PRAIRIE HEALTH CARE CTR FUND</b>				
<b>BPHCC-GENERAL OPERATIONS</b>				
BP-ADMINISTRATION	1,405,600	0		
BP-HEALTH CARE CENTER	28,344,991	14,261,574		
<b>BPHCC-GENERAL OPERATIONS</b>	<b>29,750,591</b>	<b>14,261,574</b>	<b>15,489,017</b>	<b>Appropriation</b>
<b>BOARD OF HEALTH-MADISON/DANE FUND</b>				
<b>BOARD OF HEALTH-MADISON/DANE</b>	<b>12,797,870</b>	<b>0</b>	<b>12,797,870</b>	<b>Appropriation</b>
<b>BRIDGE AID FUND</b>				
<b>BRIDGE AID</b>	<b>490,440</b>	<b>500</b>	<b>489,940</b>	<b>Appropriation</b>
<b>CAPITAL PROJECTS FUND</b>				
<b>CAPITAL PROJECTS OPERATING TRANSFERS</b>	<b>52,000</b>	<b>52,000</b>	<b>0</b>	<b>Appropriation</b>
<b>CDBG CR-CRLF FUND</b>				
<b>CDBG BUSINESS LOAN FUND</b>	<b>42,100</b>	<b>42,100</b>	<b>0</b>	<b>Appropriation</b>
<b>CDBG GENERAL FUND</b>				
<b>CDBG HOUSING LOAN FUND</b>	<b>1,027,504</b>	<b>1,027,504</b>	<b>0</b>	<b>Appropriation</b>
<b>COMMERCE CRLF FUND</b>				
<b>COMMERCE REVOLVING</b>	<b>691,000</b>	<b>14,700</b>	<b>676,300</b>	<b>Appropriation</b>

**COUNTY OF DANE  
2024 BUDGET**

<b>FUND/APPROPRIATION/PROGRAM</b>	<b>EXPENDITURES</b>	<b>PROGRAM SPECIFIC REVENUES</b>	<b>GENERAL PURPOSE REVENUES</b>	
<b>CONSOLIDATED FOOD SERVICE FUND</b>				
<b>CONSOLIDATED FOOD SERVICE</b>	<b>6,812,917</b>	<b>6,812,930</b>	<b>(13)</b>	<b>Appropriation</b>
<b>DANE COUNTY CONSERVATION FUND</b>				
<b>CONSERVATION FUND OPERATING TRANSFERS</b>	<b>2,000</b>	<b>2,000</b>	<b>0</b>	<b>Appropriation</b>
<b>DANECOM FUND</b>				
<b>DANECOM</b>	<b>1,152,801</b>	<b>1,143,101</b>	<b>9,700</b>	<b>Appropriation</b>
<b>DEBT SERVICE FUND</b>				
<b>DEBT SERVICE</b>				
DEBT SERVICE COSTS	10,000	0		
INTEREST ON LOANS	18,541,379	0		
PRINCIPAL ON LOAN	63,744,248	4,848,787		
<b>DEBT SERVICE</b>	<b>82,295,627</b>	<b>4,848,787</b>	<b>77,446,840</b>	<b>Appropriation</b>
<b>GENERAL FUND</b>				
<b>ADMINISTRATION-FACILITIES MGMT</b>				
ADMINISTRATION	7,200	0		
JANITORIAL SERVICES	4,049,100	2,111,300		
MAINTENANCE&CONSTR SERVICES	6,373,000	2,511,100		
<b>ADMINISTRATION-FACILITIES MGMT</b>	<b>10,429,300</b>	<b>4,622,400</b>	<b>5,806,900</b>	<b>Appropriation</b>
<b>ADMINISTRATION-GENERAL OPERATI</b>				
ADMINISTRATION	6,581,835	5,322,297		
CONTROLLER	1,741,506	21,677		
EMPLOYEE RELATIONS	2,282,040	56,700		
INFORMATION MANAGEMENT	10,509,300	1,412,368		
PUBLIC WORKS ENGINEERING	1,374,320	404,000		
PURCHASING	515,520	145,000		
<b>ADMINISTRATION-GENERAL OPERATI</b>	<b>23,004,521</b>	<b>7,362,042</b>	<b>15,642,479</b>	<b>Appropriation</b>
<b>AEC COUNTY SUBSIDIZED</b>	<b>104,122</b>	<b>0</b>	<b>104,122</b>	<b>Appropriation</b>

**COUNTY OF DANE  
2024 BUDGET**

<b>FUND/APPROPRIATION/PROGRAM</b>	<b>EXPENDITURES</b>	<b>PROGRAM SPECIFIC REVENUES</b>	<b>GENERAL PURPOSE REVENUES</b>	
<b>ALLIANT ENERGY CENTER DANE CO</b>				
ADMINISTRATION	2,584,700	467,000		
AGRICULTURAL EXHIBIT BUILDINGS	767,500	900,400		
ARENA	119,900	182,500		
COLISEUM	1,783,800	1,121,700		
CONFERENCE CENTER	1,267,500	231,200		
EXHIBITION HALL	1,880,900	3,944,400		
LANDSCAPE AREAS	263,000	296,500		
PARKING LOTS	605,700	145,100		
<b>ALLIANT ENERGY CENTER DANE CO</b>	<b>9,273,000</b>	<b>7,288,800</b>	<b>1,984,200</b>	<b>Appropriation</b>
<b>CLERK OF COURTS-GEN OPERATIONS</b>				
COURT COMMISSIONER CENTER	4,613,700	1,369,800		
GENERAL COURT SUPPORT	10,278,442	4,644,150		
GUARDIAN AD LITEM	843,460	570,100		
MISCELLANEOUS CRIMINAL JUSTICE	625,300	0		
<b>CLERK OF COURTS-GEN OPERATIONS</b>	<b>16,360,902</b>	<b>6,584,050</b>	<b>9,776,852</b>	<b>Appropriation</b>
<b>CONVENTION &amp; VISITORS BUREAU</b>	<b>312,100</b>	<b>0</b>	<b>312,100</b>	<b>Appropriation</b>
<b>CORP COUNSEL-GENERAL OPERATION</b>				
CHILD SUPPORT AGENCY	7,747,610	6,515,450		
CORP COUNSEL-GENERAL OPERATION	2,142,320	419,297		
PERMANENCY PLANNING LEGAL SERV	2,245,970	554,618		
<b>CORP COUNSEL-GENERAL OPERATION</b>	<b>12,135,900</b>	<b>7,489,365</b>	<b>4,646,535</b>	<b>Appropriation</b>
<b>COUNTY CLERK</b>				
ADMINISTRATION	690,300	133,800		
ELECTIONS	835,800	175,900		
<b>COUNTY CLERK</b>	<b>1,526,100</b>	<b>309,700</b>	<b>1,216,400</b>	<b>Appropriation</b>
<b>DANE COUNTY HISTORICAL SOCIETY</b>	<b>14,967</b>	<b>0</b>	<b>14,967</b>	<b>Appropriation</b>



**COUNTY OF DANE  
2024 BUDGET**

FUND/APPROPRIATION/PROGRAM	EXPENDITURES	PROGRAM SPECIFIC REVENUES	GENERAL PURPOSE REVENUES	
<b>DISTRICT ATTORNEY</b>				
CRIME RESPONSE	784,700	398,650		
CRMNL&TRFFC-ADULT	4,276,020	40,100		
CRMNL&TRFFC-JUVENILE	592,240	100		
DEFERRED PROSECUTION PROGRAM	1,484,682	235,781		
VICTIM/WITNESS	3,156,000	725,700		
<b>DISTRICT ATTORNEY</b>	<b>10,293,642</b>	<b>1,400,331</b>	<b>8,893,311</b>	<b>Appropriation</b>
<b>EMERGENCY MGMT-GEN OPERATIONS</b>				
EMERGENCY MEDICAL SERVICES	895,102	175,976		
EMERGENCY PLANNING	1,263,609	286,195		
HAZARDOUS MATERIALS PLANNING	184,774	133,891		
<b>EMERGENCY MGMT-GEN OPERATIONS</b>	<b>2,343,485</b>	<b>596,062</b>	<b>1,747,423</b>	<b>Appropriation</b>
<b>EXECUTIVE</b>				
CULTURAL AFFAIRS	642,124	175,184		
EXECUTIVE	1,274,869	0		
LEGISLATIVE LOBBYIST	205,050	0		
OFFICE OF ENERGY & CLIMATE CHG	433,000	0		
<b>EXECUTIVE</b>	<b>2,555,043</b>	<b>175,184</b>	<b>2,379,859</b>	<b>Appropriation</b>
<b>EXTENSION</b>	<b>1,677,756</b>	<b>149,600</b>	<b>1,528,156</b>	<b>Appropriation</b>
<b>FAMILY COURT SERVICES</b>	<b>1,457,100</b>	<b>375,200</b>	<b>1,081,900</b>	<b>Appropriation</b>
<b>GENERAL COUNTY REVENUES</b>	<b>483,600</b>	<b>101,870,559</b>	<b>(101,386,959)</b>	<b>Appropriation</b>
<b>HENRY VILAS ZOO</b>	<b>7,262,655</b>	<b>3,024,583</b>	<b>4,238,072</b>	<b>Appropriation</b>
<b>HIGHWAY GENERAL FUND PROGRAMS</b>				
PARKING RAMP	367,700	957,600		
WISC RIVER RAIL TRANSIT COMM	30,600	0		
<b>HIGHWAY GENERAL FUND PROGRAMS</b>	<b>398,300</b>	<b>957,600</b>	<b>(559,300)</b>	<b>Appropriation</b>

**COUNTY OF DANE  
2024 BUDGET**

<b>FUND/APPROPRIATION/PROGRAM</b>	<b>EXPENDITURES</b>	<b>PROGRAM SPECIFIC REVENUES</b>	<b>GENERAL PURPOSE REVENUES</b>	
<b>JUVENILE COURT PROGRAM</b>				
ADMIN & RECEPTION CENTER	1,296,940	0		
DETENTION	2,173,228	74,500		
HOME DETENTION	356,900	67,500		
SHELTER HOME	1,258,220	105,000		
<b>JUVENILE COURT PROGRAM</b>	<b>5,085,288</b>	<b>247,000</b>	<b>4,838,288</b>	<b>Appropriation</b>
<b>LAND &amp; WATER RESOURCES</b>				
CONSERVATION	2,319,560	1,225,690		
HERITAGE CENTER	509,156	131,100		
L & W RESOURCES ADMINISTRATION	1,619,615	62,000		
LAKE MANAGEMENT	1,814,216	74,800		
PARK OPERATIONS	6,068,825	1,934,265		
WATER RESOURCE ENGINEERING	1,543,085	694,485		
WATERSHEDS & ECOSYSTEM SRVICES	774,423	0		
<b>LAND &amp; WATER RESOURCES</b>	<b>14,648,880</b>	<b>4,122,340</b>	<b>10,526,540</b>	<b>Appropriation</b>
<b>LEGISLATIVE SERVICES</b>	<b>1,869,348</b>	<b>3,000</b>	<b>1,866,348</b>	<b>Appropriation</b>
<b>MEDICAL EXAMINER</b>	<b>4,685,155</b>	<b>1,654,209</b>	<b>3,030,946</b>	<b>Appropriation</b>
<b>OFFICE FOR EQUITY &amp; INCLUSION</b>	<b>1,679,884</b>	<b>41,000</b>	<b>1,638,884</b>	<b>Appropriation</b>
<b>OFFICE OF CRIMNL JUSTCE REFORM</b>	<b>1,165,290</b>	<b>107,900</b>	<b>1,057,390</b>	<b>Appropriation</b>
<b>PLANNING &amp; DEVELOPMENT</b>				
CAPITAL AREA REGIONAL PLAN COM	1,135,523	0		
PLANNING DIVISION	1,227,674	179,000		
RECORDS AND SUPPORT	1,439,090	117,200		
ZONING & PLAT REVIEW	1,190,076	498,845		
<b>PLANNING &amp; DEVELOPMENT</b>	<b>4,992,363</b>	<b>795,045</b>	<b>4,197,318</b>	<b>Appropriation</b>
<b>PRETRIAL SERVICES</b>	<b>1,259,200</b>	<b>0</b>	<b>1,259,200</b>	<b>Appropriation</b>
<b>PUBLIC SAFETY COMMUNICATIONS</b>	<b>14,782,336</b>	<b>68,600</b>	<b>14,713,736</b>	<b>Appropriation</b>
<b>REGISTER OF DEEDS</b>	<b>1,885,590</b>	<b>4,453,300</b>	<b>(2,567,710)</b>	<b>Appropriation</b>

**COUNTY OF DANE  
2024 BUDGET**

FUND/APPROPRIATION/PROGRAM	EXPENDITURES	PROGRAM SPECIFIC REVENUES	GENERAL PURPOSE REVENUES	
<b>SHERIFF</b>				
ADMINISTRATION	8,414,350	4,370,063		
FIELD SERVICES	27,090,516	5,306,811		
FIREARMS TRAINING CENTER	314,100	295,600		
SECURITY SERVICES	53,396,922	3,572,681		
SUPPORT SERVICES	18,601,000	879,680		
TRAFFIC SAFETY SERVICES	668,700	0		
<b>SHERIFF</b>	<b>108,485,588</b>	<b>14,424,835</b>	<b>94,060,753</b>	<b>Appropriation</b>
<b>TREASURER</b>	<b>1,289,901</b>	<b>12,310,867</b>	<b>(11,020,966)</b>	<b>Appropriation</b>
<b>VETERANS SERVICES</b>	<b>1,098,800</b>	<b>16,000</b>	<b>1,082,800</b>	<b>Appropriation</b>
<b>HIGHWAY FUND</b>				
<b>HIGHWAY</b>				
ADMINISTRATION	9,145,967	845,103		
FLEET & FACILITIES OPERATIONS	4,217,716	0		
LOCAL SERVICES	1,340,600	1,340,600		
OPERATION & MAINTENANCE	10,827,500	21,548,169		
STATE SERVICES	9,884,500	9,884,500		
TRANSIT & ENVIRONMENTAL PRGMS	109,700	9,500		
<b>HIGHWAY</b>	<b>35,525,983</b>	<b>33,627,872</b>	<b>1,898,111</b>	<b>Appropriation</b>
<b>HOME PROGRAM FUND</b>				
<b>HOME LOAN FUND</b>	<b>590,054</b>	<b>590,054</b>	<b>0</b>	<b>Appropriation</b>

**COUNTY OF DANE  
2024 BUDGET**

<b>FUND/APPROPRIATION/PROGRAM</b>	<b>EXPENDITURES</b>	<b>PROGRAM SPECIFIC REVENUES</b>	<b>GENERAL PURPOSE REVENUES</b>	
<b><i>HUMAN SERVICES FUND</i></b>				
<b>HUMAN SERVICES DEPARTMENT</b>				
ADULT COMMUNITY SERVICES	54,873,148	44,401,407		
BEHAVIORAL HEALTH	96,222,327	62,326,204		
CHILDREN YOUTH AND FAMILIES	30,669,205	10,880,863		
ECONOMIC ASSISTANCE AND WORK S	27,475,859	20,848,397		
HOUSING ACCESS & AFFORDABILITY	12,700,157	6,674,310		
HS ADMINISTRATION	14,175,884	7,892,941		
PREVENTION & EARLY INTERVNTION	31,502,872	13,226,379		
<b>HUMAN SERVICES DEPARTMENT</b>	<b>267,619,452</b>	<b>166,250,501</b>	<b>101,368,951</b>	<b>Appropriation</b>
<b><i>LAND &amp; WATER LEGACY FUND</i></b>				
<b>L &amp; W LEGACY OPERATING TRANSFERS</b>	<b>6,000</b>	<b>6,000</b>	<b>0</b>	<b>Appropriation</b>
<b><i>LAND INFORMATION FUND</i></b>				
<b>LAND INFORMATION OFFICE</b>	<b>858,195</b>	<b>632,100</b>	<b>226,095</b>	<b>Appropriation</b>
<b><i>LIBRARY FUND</i></b>				
<b>LIBRARY</b>	<b>7,677,133</b>	<b>862,080</b>	<b>6,815,053</b>	<b>Appropriation</b>
<b><i>METHANE GAS FUND</i></b>				
<b>METHANE GAS OPERATIONS</b>	<b>15,096,260</b>	<b>16,832,368</b>	<b>(1,736,108)</b>	<b>Appropriation</b>
<b><i>OPIATE SETTLEMENT REVENUE FUND</i></b>				
<b>OPIATE SETTLEMENT FUND</b>	<b>3,121,438</b>	<b>3,121,438</b>	<b>0</b>	<b>Appropriation</b>
<b><i>PRINTING AND SERVICES FUND</i></b>				
<b>PRINTING &amp; SERVICES</b>				
PRINTING & SERVICES-ADMIN	172,100	100		
PRINTING & SERVICES-COPIERS	253,610	390,100		
PRINTING & SERVICES-FLEET	28,849	40,200		
PRINTING & SERVICES-INTERPRTRS	114,800	80,100		
PRINTING & SERVICES-MAIL	1,008,781	1,029,400		
PRINTING & SERVICES-PRINTING	559,144	559,300		
<b>PRINTING &amp; SERVICES</b>	<b>2,137,284</b>	<b>2,099,200</b>	<b>38,084</b>	<b>Appropriation</b>

**COUNTY OF DANE  
2024 BUDGET**

FUND/APPROPRIATION/PROGRAM	EXPENDITURES	PROGRAM SPECIFIC REVENUES	GENERAL PURPOSE REVENUES	
<b><i>PROPERTY &amp; LIABILITY INSURANCE FUND</i></b>				
<b>LIABILITY INSURANCE PRGRM FUND</b>	<b>1,902,200</b>	<b>1,902,200</b>	<b>0</b>	<b>Appropriation</b>
<b>LIABILITY INSURANCE PROGRAM FUND</b>				
MISCELLANEOUS INSURANCE	137,200	137,200		
PROPERTY INSURANCE	1,003,800	1,003,800		
<b>LIABILITY INSURANCE PROGRAM FUND</b>	<b>1,141,000</b>	<b>1,141,000</b>	<b>0</b>	<b>Appropriation</b>
<b><i>SOLID WASTE FUND</i></b>				
<b>DEPARTMENT OF WASTE &amp; RENEWABLES</b>				
ADMINISTRATION&SPECIAL PROJCTS	1,620,470	19,000		
CLEANSWEEP	656,410	309,000		
COMPOST SITE	420	0		
RODEFELD-SITE #2	12,008,336	13,523,000		
TRANSFER STATION	3,273,867	3,648,400		
VERONA-SITE #1	96,540	0		
<b>DEPARTMENT OF WASTE &amp; RENEWABLES</b>	<b>17,656,043</b>	<b>17,499,400</b>	<b>156,643</b>	<b>Appropriation</b>
<b><i>WORKERS COMPENSATION FUND</i></b>				
<b>WORKERS COMPENSATION INSURANCE</b>	<b>2,602,500</b>	<b>2,602,500</b>	<b>0</b>	<b>Appropriation</b>

**COUNTY OF DANE  
2024 BUDGET**

FUND/APPROPRIATION/PROGRAM	EXPENDITURES	PROGRAM SPECIFIC REVENUES	GENERAL PURPOSE REVENUES
<b>GROSS TOTALS</b>	789,298,454	498,523,483	290,774,971
	<b>EXPENDITURES</b>	<b>PROGRAM SPECIFIC REVENUES</b>	<b>NET</b>
<b>TOTALS</b>	789,298,454	498,523,483	290,774,971
<b>LEVY ADJUSTMENTS</b>			
Available for Levy Reduction			(42,126,226)
Fund Adjustments			(1,736,108)
Non-GPR Supported Programs			7,641,355
<b>TOTAL NET OPERATING LEVY</b>			254,553,992

**COUNTY OF DANE  
2024 BUDGET**

FUND/APPROPRIATION/PROGRAM	2022	2023				2024		
	ACTUAL EXPENSES	ADOPTED BUDGET	EXPENSE as MODIFIED	ACTUAL THRU 6-30	TOTAL EST EXPENSES	AGENCY REQUEST	EXECUTIVE RECOMM	FINAL ADOPTED
<b>AIRPORT FUND</b>								
<b>AIRPORT</b>								
ADMINISTRATION	29,293,354	14,405,308	19,496,564	6,774,995	19,312,651	14,743,758	15,041,565	15,041,565
AIRPORT PARKING LOT	2,035,090	2,679,445	3,280,231	1,114,238	3,137,057	2,909,800	2,968,000	2,968,000
GENERAL AVIATION	51,678	188,800	280,365	16,308	213,418	252,700	257,700	257,700
INDUSTRIAL AREA	198,526	398,700	892,071	95,476	834,870	527,500	531,900	531,900
LANDING AREA	3,067,871	3,760,900	4,508,115	1,642,478	4,238,410	3,898,200	3,973,000	3,973,000
MAINTENANCE	2,146,151	2,071,300	2,071,300	1,287,706	2,199,385	2,094,900	2,164,600	2,164,600
TERMINAL COMPLEX	7,484,306	9,347,171	10,126,581	7,357,179	10,727,679	10,714,177	10,753,181	10,753,181
<b>AIRPORT</b>	<b>44,276,975</b>	<b>32,851,624</b>	<b>40,655,227</b>	<b>18,288,380</b>	<b>40,663,470</b>	<b>35,141,035</b>	<b>35,689,946</b>	<b>35,689,946</b>
<b>BADGER PRAIRIE HEALTH CARE CTR FUND</b>								
<b>BPHCC-GENERAL OPERATIONS</b>								
BP-ADMINISTRATION	247,923	1,346,600	1,346,600	518,198	1,346,600	1,359,100	1,405,600	1,405,600
BP-HEALTH CARE CENTER	23,765,200	26,956,760	26,967,410	13,001,744	26,967,410	27,465,843	28,344,991	28,344,991
<b>BPHCC-GENERAL OPERATIONS</b>	<b>24,013,123</b>	<b>28,303,360</b>	<b>28,314,010</b>	<b>13,519,943</b>	<b>28,314,010</b>	<b>28,824,943</b>	<b>29,750,591</b>	<b>29,750,591</b>
<b>BOARD OF HEALTH-MADISON/DANE FUND</b>								
<b>BOARD OF HEALTH-MADISON/DANE</b>	<b>8,857,031</b>	<b>11,577,411</b>	<b>11,577,411</b>	<b>11,577,411</b>	<b>11,577,411</b>	<b>11,942,484</b>	<b>12,616,184</b>	<b>12,797,870</b>
<b>BRIDGE AID FUND</b>								
<b>BRIDGE AID</b>	<b>725,457</b>	<b>55,912</b>	<b>507,434</b>	<b>83,692</b>	<b>507,434</b>	<b>490,440</b>	<b>490,440</b>	<b>490,440</b>
<b>CAPITAL PROJECTS FUND</b>								
<b>CAPITAL PROJECTS OPERATING TRANSFERS</b>	<b>919,823</b>	<b>52,000</b>	<b>52,000</b>	<b>1,275,195</b>	<b>52,000</b>	<b>52,000</b>	<b>52,000</b>	<b>52,000</b>
<b>CDBG CR-CRLF FUND</b>								
<b>CDBG BUSINESS LOAN FUND</b>	<b>37,629</b>	<b>42,100</b>	<b>42,100</b>	<b>734</b>	<b>42,834</b>	<b>42,100</b>	<b>42,100</b>	<b>42,100</b>
<b>CDBG GENERAL FUND</b>								
<b>CDBG HOUSING LOAN FUND</b>	<b>1,438,173</b>	<b>1,027,504</b>	<b>4,501,905</b>	<b>944,862</b>	<b>4,501,906</b>	<b>1,027,504</b>	<b>1,027,504</b>	<b>1,027,504</b>
<b>COMMERCE CRLF FUND</b>								
<b>COMMERCE REVOLVING</b>	<b>2,906</b>	<b>691,000</b>	<b>691,000</b>	<b>0</b>	<b>691,000</b>	<b>691,000</b>	<b>691,000</b>	<b>691,000</b>

**COUNTY OF DANE  
2024 BUDGET**

FUND/APPROPRIATION/PROGRAM	2022	2023				2024		
	ACTUAL EXPENSES	ADOPTED BUDGET	EXPENSE as MODIFIED	ACTUAL THRU 6-30	TOTAL EST EXPENSES	AGENCY REQUEST	EXECUTIVE RECOMM	FINAL ADOPTED
<b>CONSOLIDATED FOOD SERVICE FUND</b>								
CONSOLIDATED FOOD SERVICE	5,251,078	6,460,489	6,460,489	2,765,402	6,268,729	6,692,330	6,812,917	6,812,917
<b>DANE COUNTY CONSERVATION FUND</b>								
CONSERVATION FUND OPERATING TRANSFER	35,643	2,000	2,000	4,353	2,000	2,000	2,000	2,000
<b>DANECOM FUND</b>								
DANECOM	825,299	1,113,201	1,113,201	833,004	1,121,685	1,143,101	1,152,801	1,152,801
<b>DEBT SERVICE FUND</b>								
<b>DEBT SERVICE</b>								
DEBT SERVICE COSTS	550,036	10,000	10,000	159,457	159,458	10,000	10,000	10,000
INTEREST ON LOANS	7,404,630	9,434,894	9,434,894	5,331,977	9,471,666	18,338,112	18,541,379	18,541,379
PRINCIPAL ON LOAN	49,116,139	57,122,552	57,122,552	116,078,957	57,122,555	63,749,113	63,744,248	63,744,248
<b>DEBT SERVICE</b>	<b>57,070,805</b>	<b>66,567,446</b>	<b>66,567,446</b>	<b>121,570,390</b>	<b>66,753,679</b>	<b>82,097,225</b>	<b>82,295,627</b>	<b>82,295,627</b>
<b>GENERAL FUND</b>								
<b>ADMINISTRATION-FACILITIES MGMT</b>								
ADMINISTRATION	41,156	0	0	16,467	16,183	7,200	7,200	7,200
JANITORIAL SERVICES	3,567,777	3,717,800	3,717,800	1,845,985	3,947,941	3,908,500	4,049,100	4,049,100
MAINTENANCE&CONSTR SERVICES	6,940,735	6,114,100	6,174,631	3,001,246	6,313,060	6,270,800	6,373,000	6,373,000
<b>ADMINISTRATION-FACILITIES MGMT</b>	<b>10,549,668</b>	<b>9,831,900</b>	<b>9,892,431</b>	<b>4,863,697</b>	<b>10,277,184</b>	<b>10,186,500</b>	<b>10,429,300</b>	<b>10,429,300</b>
<b>ADMINISTRATION-GENERAL OPERATI</b>								
ADMINISTRATION	11,514,855	7,471,935	8,327,530	3,391,944	8,313,315	1,539,035	8,117,835	6,581,835
CONTROLLER	1,236,504	1,592,506	1,592,506	753,776	1,539,689	1,664,406	1,741,506	1,741,506
EMPLOYEE RELATIONS	1,698,562	2,084,040	2,122,415	957,952	2,149,827	2,207,440	2,412,340	2,282,040
INFORMATION MANAGEMENT	9,140,094	10,142,100	11,823,211	6,080,783	11,714,596	10,187,600	10,509,300	10,509,300
PUBLIC WORKS ENGINEERING	1,012,290	1,109,920	1,232,320	528,952	1,230,569	1,319,720	1,374,320	1,374,320
PURCHASING	403,852	478,820	478,820	241,000	490,306	500,320	515,520	515,520
<b>ADMINISTRATION-GENERAL OPERATI</b>	<b>25,006,157</b>	<b>22,879,321</b>	<b>25,576,802</b>	<b>11,954,408</b>	<b>25,438,302</b>	<b>17,418,521</b>	<b>24,670,821</b>	<b>23,004,521</b>
<b>AEC COUNTY SUBSIDIZED</b>	<b>51,835</b>	<b>104,122</b>	<b>187,713</b>	<b>11,168</b>	<b>187,713</b>	<b>104,122</b>	<b>104,122</b>	<b>104,122</b>



**COUNTY OF DANE  
2024 BUDGET**

FUND/APPROPRIATION/PROGRAM	2022	2023				2024		
	ACTUAL EXPENSES	ADOPTED BUDGET	EXPENSE as MODIFIED	ACTUAL THRU 6-30	TOTAL EST EXPENSES	AGENCY REQUEST	EXECUTIVE RECOMM	FINAL ADOPTED
<b>ALLIANT ENERGY CENTER DANE CO</b>								
ADMINISTRATION	2,446,299	2,227,600	2,266,736	1,179,631	2,538,284	2,495,400	2,584,700	2,584,700
AGRICULTURAL EXHIBIT BUILDINGS	1,436,010	772,200	782,334	466,557	831,152	767,500	767,500	767,500
ARENA	38,642	148,800	148,800	68,108	171,180	119,900	119,900	119,900
COLISEUM	2,016,634	1,693,300	1,740,613	755,581	1,782,931	1,681,500	1,681,500	1,783,800
CONFERENCE CENTER	602,054	1,278,100	1,278,100	240,621	1,096,897	1,175,300	1,267,500	1,267,500
EXHIBITION HALL	1,992,481	1,910,700	2,247,977	1,169,129	2,292,927	1,880,900	1,880,900	1,880,900
LANDSCAPE AREAS	231,954	268,300	285,100	163,819	343,077	263,000	263,000	263,000
PARKING LOTS	545,587	611,000	626,474	306,174	644,703	605,700	605,700	605,700
<b>ALLIANT ENERGY CENTER DANE CO</b>	<b>9,309,661</b>	<b>8,910,000</b>	<b>9,376,133</b>	<b>4,349,619</b>	<b>9,701,151</b>	<b>8,989,200</b>	<b>9,170,700</b>	<b>9,273,000</b>
<b>CLERK OF COURTS-GEN OPERATIONS</b>								
COURT COMMISSIONER CENTER	4,109,334	4,480,700	4,480,700	2,138,150	4,460,174	4,433,900	4,613,700	4,613,700
GENERAL COURT SUPPORT	8,833,583	9,645,242	9,646,181	4,449,614	9,511,806	9,775,842	10,286,442	10,278,442
GUARDIAN AD LITEM	845,148	791,660	791,660	423,429	777,424	841,560	843,460	843,460
MISCELLANEOUS CRIMINAL JUSTICE	232,794	533,700	533,700	106,260	484,464	596,500	617,300	625,300
PRETRIAL SERVICES	639,145	0	0	0	0	0	0	0
<b>CLERK OF COURTS-GEN OPERATIONS</b>	<b>14,660,005</b>	<b>15,451,302</b>	<b>15,452,241</b>	<b>7,117,454</b>	<b>15,233,868</b>	<b>15,647,802</b>	<b>16,360,902</b>	<b>16,360,902</b>
<b>CONVENTION &amp; VISITORS BUREAU</b>	<b>302,100</b>	<b>312,100</b>	<b>312,100</b>	<b>182,600</b>	<b>312,100</b>	<b>312,100</b>	<b>312,100</b>	<b>312,100</b>
<b>CORP COUNSEL-GENERAL OPERATION</b>								
CHILD SUPPORT AGENCY	6,408,801	7,216,710	7,216,710	3,290,257	7,044,211	7,173,910	7,704,010	7,747,610
CORP COUNSEL-GENERAL OPERATION	2,011,577	1,970,220	1,974,312	1,144,374	2,138,887	2,051,920	2,142,320	2,142,320
PERMANENCY PLANNING LEGAL SERV	1,864,784	2,278,570	2,278,570	939,725	2,125,453	2,173,870	2,245,970	2,245,970
<b>CORP COUNSEL-GENERAL OPERATION</b>	<b>10,285,163</b>	<b>11,465,500</b>	<b>11,469,592</b>	<b>5,374,357</b>	<b>11,308,551</b>	<b>11,399,700</b>	<b>12,092,300</b>	<b>12,135,900</b>
<b>COUNTY CLERK</b>								
ADMINISTRATION	551,422	656,600	656,600	295,822	652,115	669,400	690,300	690,300
ELECTIONS	444,240	392,500	392,500	253,763	391,054	832,200	835,800	835,800
<b>COUNTY CLERK</b>	<b>995,663</b>	<b>1,049,100</b>	<b>1,049,100</b>	<b>549,585</b>	<b>1,043,169</b>	<b>1,501,600</b>	<b>1,526,100</b>	<b>1,526,100</b>
<b>DANE COUNTY HISTORICAL SOCIETY</b>	<b>4,967</b>	<b>14,967</b>	<b>14,967</b>	<b>14,967</b>	<b>14,967</b>	<b>14,967</b>	<b>14,967</b>	<b>14,967</b>

**COUNTY OF DANE  
2024 BUDGET**

FUND/APPROPRIATION/PROGRAM	2022	2023				2024		
	ACTUAL EXPENSES	ADOPTED BUDGET	EXPENSE as MODIFIED	ACTUAL THRU 6-30	TOTAL EST EXPENSES	AGENCY REQUEST	EXECUTIVE RECOMM	FINAL ADOPTED
<b>DISTRICT ATTORNEY</b>								
CRIME RESPONSE	621,196	757,400	805,775	352,892	804,613	756,100	784,700	784,700
CRMNL&TRFFC-ADULT	3,876,047	3,969,820	4,188,047	1,980,023	4,303,660	4,055,020	4,193,220	4,276,020
CRMNL&TRFFC-JUVENILE	500,321	556,540	556,540	253,766	564,689	566,640	592,240	592,240
DEFERRED PROSECUTION PROGRAM	1,274,394	1,422,482	1,440,819	660,398	1,364,570	1,428,382	1,484,682	1,484,682
VICTIM/WITNESS	2,666,226	2,742,700	2,742,700	1,437,902	3,115,641	3,006,300	3,146,000	3,156,000
<b>DISTRICT ATTORNEY</b>	<b>8,938,184</b>	<b>9,448,942</b>	<b>9,733,880</b>	<b>4,684,982</b>	<b>10,153,173</b>	<b>9,812,442</b>	<b>10,200,842</b>	<b>10,293,642</b>
<b>EMERGENCY MGMT-GEN OPERATIONS</b>								
EMERGENCY MEDICAL SERVICES	659,549	746,202	796,296	343,650	805,147	814,402	895,102	895,102
EMERGENCY PLANNING	1,066,311	1,049,409	1,088,862	485,023	1,127,265	1,081,209	1,263,609	1,263,609
HAZARDOUS MATERIALS PLANNING	157,043	178,674	201,165	124,770	200,993	179,574	184,774	184,774
<b>EMERGENCY MGMT-GEN OPERATIONS</b>	<b>1,882,902</b>	<b>1,974,285</b>	<b>2,086,322</b>	<b>953,443</b>	<b>2,133,405</b>	<b>2,075,185</b>	<b>2,343,485</b>	<b>2,343,485</b>
<b>EXECUTIVE</b>								
CULTURAL AFFAIRS	568,189	587,550	671,930	276,778	674,004	590,624	600,224	642,124
EXECUTIVE	1,282,145	1,215,669	1,240,059	587,258	1,250,001	1,229,769	1,274,869	1,274,869
LEGISLATIVE LOBBYIST	160,422	179,850	179,850	94,371	194,218	198,750	205,050	205,050
OFFICE OF ENERGY & CLIMATE CHG	341,092	320,300	542,293	143,710	507,914	316,600	433,000	433,000
<b>EXECUTIVE</b>	<b>2,351,848</b>	<b>2,303,369</b>	<b>2,634,132</b>	<b>1,102,117</b>	<b>2,626,137</b>	<b>2,335,743</b>	<b>2,513,143</b>	<b>2,555,043</b>
<b>EXTENSION</b>	<b>1,423,424</b>	<b>1,691,570</b>	<b>1,982,971</b>	<b>373,368</b>	<b>1,911,106</b>	<b>1,536,556</b>	<b>1,555,256</b>	<b>1,677,756</b>
<b>FAMILY COURT SERVICES</b>	<b>1,302,276</b>	<b>1,382,300</b>	<b>1,382,971</b>	<b>634,735</b>	<b>1,361,624</b>	<b>1,399,400</b>	<b>1,457,100</b>	<b>1,457,100</b>
<b>GENERAL COUNTY REVENUES</b>	<b>65,320,271</b>	<b>93,607,625</b>	<b>92,985,925</b>	<b>46,562,013</b>	<b>92,985,925</b>	<b>483,600</b>	<b>483,600</b>	<b>483,600</b>
<b>HENRY VILAS ZOO</b>	<b>6,371,433</b>	<b>6,502,155</b>	<b>7,915,968</b>	<b>3,053,390</b>	<b>8,090,076</b>	<b>6,961,755</b>	<b>7,141,855</b>	<b>7,262,655</b>
<b>HIGHWAY GENERAL FUND PROGRAMS</b>								
PARKING RAMP	315,461	355,600	355,600	163,122	363,489	355,100	367,700	367,700
WISC RIVER RAIL TRANSIT COMM	30,293	30,600	30,600	30,152	30,345	30,600	30,600	30,600
<b>HIGHWAY GENERAL FUND PROGRAMS</b>	<b>345,754</b>	<b>386,200</b>	<b>386,200</b>	<b>193,274</b>	<b>393,834</b>	<b>385,700</b>	<b>398,300</b>	<b>398,300</b>

**COUNTY OF DANE  
2024 BUDGET**

FUND/APPROPRIATION/PROGRAM	2022	2023				2024		
	ACTUAL EXPENSES	ADOPTED BUDGET	EXPENSE as MODIFIED	ACTUAL THRU 6-30	TOTAL EST EXPENSES	AGENCY REQUEST	EXECUTIVE RECOMM	FINAL ADOPTED
<b>JUVENILE COURT PROGRAM</b>								
ADMIN & RECEPTION CENTER	1,087,697	1,204,440	1,204,440	583,283	1,227,158	1,249,440	1,296,940	1,296,940
DETENTION	1,707,080	1,908,628	1,908,628	844,214	1,949,753	1,950,828	2,173,228	2,173,228
HOME DETENTION	345,380	336,400	336,400	168,434	367,121	340,700	356,900	356,900
SHELTER HOME	1,208,603	1,212,720	1,214,502	613,012	1,233,040	1,205,120	1,258,220	1,258,220
<b>JUVENILE COURT PROGRAM</b>	<b>4,348,759</b>	<b>4,662,188</b>	<b>4,663,970</b>	<b>2,208,944</b>	<b>4,777,072</b>	<b>4,746,088</b>	<b>5,085,288</b>	<b>5,085,288</b>
<b>LAND &amp; WATER RESOURCES</b>								
CONSERVATION	1,758,453	2,064,560	2,678,790	1,001,439	2,718,878	2,247,060	2,319,560	2,319,560
HERITAGE CENTER	297,725	269,600	317,440	150,093	271,185	504,456	509,156	509,156
L & W RESOURCES ADMINISTRATION	2,157,139	2,669,100	2,880,354	1,096,894	2,662,145	1,528,315	1,619,615	1,619,615
LAKE MANAGEMENT	1,349,913	1,593,500	1,607,265	818,930	1,624,438	1,769,616	1,814,216	1,814,216
LAKES & WATERSHED	15,303	0	0	15,543	15,544	0	0	0
PARK OPERATIONS	5,788,719	5,610,385	7,164,358	3,028,231	7,044,601	5,800,925	6,068,825	6,068,825
WATER RESOURCE ENGINEERING	1,259,562	1,396,650	1,689,296	733,626	1,757,415	1,474,200	1,530,600	1,543,085
WATERSHEDS & ECOSYSTEM SRVICES	0	0	0	0	0	774,423	774,423	774,423
<b>LAND &amp; WATER RESOURCES</b>	<b>12,626,814</b>	<b>13,603,795</b>	<b>16,337,502</b>	<b>6,844,756</b>	<b>16,094,206</b>	<b>14,098,995</b>	<b>14,636,395</b>	<b>14,648,880</b>
<b>LEGISLATIVE SERVICES</b>	<b>1,867,876</b>	<b>1,785,048</b>	<b>1,932,957</b>	<b>787,594</b>	<b>1,921,099</b>	<b>1,798,748</b>	<b>1,839,348</b>	<b>1,869,348</b>
<b>MEDICAL EXAMINER</b>	<b>4,235,418</b>	<b>4,446,955</b>	<b>4,448,159</b>	<b>1,751,363</b>	<b>4,211,218</b>	<b>4,552,155</b>	<b>4,685,155</b>	<b>4,685,155</b>
<b>MISCELLANEOUS CRIMINAL JUSTICE</b>	<b>28,684</b>	<b>0</b>	<b>47,103</b>	<b>0</b>	<b>47,103</b>	<b>0</b>	<b>0</b>	<b>0</b>
<b>OFFICE FOR EQUITY &amp; INCLUSION</b>	<b>1,238,812</b>	<b>1,371,884</b>	<b>1,573,700</b>	<b>569,769</b>	<b>1,546,727</b>	<b>1,385,784</b>	<b>1,488,584</b>	<b>1,679,884</b>
<b>OFFICE OF CRIMNL JUSTCE REFORM</b>	<b>0</b>	<b>1,266,500</b>	<b>1,517,247</b>	<b>130,733</b>	<b>1,517,247</b>	<b>1,409,300</b>	<b>1,165,290</b>	<b>1,165,290</b>
<b>PLANNING &amp; DEVELOPMENT</b>								
CAPITAL AREA REGIONAL PLAN COM	983,137	983,137	983,137	516,147	983,137	1,135,523	1,135,523	1,135,523
PLANNING DIVISION	991,284	985,500	1,772,186	709,520	1,633,582	977,800	1,024,200	1,227,674
RECORDS AND SUPPORT	1,173,921	1,360,590	1,369,792	645,904	1,408,326	1,379,190	1,439,090	1,439,090
ZONING & PLAT REVIEW	990,370	1,167,076	1,167,076	580,109	1,172,303	1,141,976	1,190,076	1,190,076
<b>PLANNING &amp; DEVELOPMENT</b>	<b>4,138,712</b>	<b>4,496,303</b>	<b>5,292,192</b>	<b>2,451,680</b>	<b>5,197,348</b>	<b>4,634,489</b>	<b>4,788,889</b>	<b>4,992,363</b>
<b>PRETRIAL SERVICES</b>	<b>314,074</b>	<b>1,154,600</b>	<b>1,154,600</b>	<b>539,168</b>	<b>1,182,408</b>	<b>1,182,100</b>	<b>1,259,200</b>	<b>1,259,200</b>

**COUNTY OF DANE  
2024 BUDGET**

FUND/APPROPRIATION/PROGRAM	2022	2023			2024			
	ACTUAL EXPENSES	ADOPTED BUDGET	EXPENSE as MODIFIED	ACTUAL THRU 6-30	TOTAL EST EXPENSES	AGENCY REQUEST	EXECUTIVE RECOMM	FINAL ADOPTED
<b>PUBLIC SAFETY COMMUNICATIONS</b>	<b>11,532,349</b>	<b>13,100,986</b>	<b>13,168,193</b>	<b>6,020,554</b>	<b>13,207,901</b>	<b>13,530,886</b>	<b>14,833,686</b>	<b>14,782,336</b>
<b>REGISTER OF DEEDS</b>	<b>1,490,089</b>	<b>1,889,590</b>	<b>1,889,590</b>	<b>779,037</b>	<b>1,824,220</b>	<b>1,825,390</b>	<b>1,885,590</b>	<b>1,885,590</b>
<b>SHERIFF</b>								
ADMINISTRATION	6,232,552	7,751,350	8,431,852	3,325,562	9,124,939	8,088,450	8,414,350	8,414,350
FIELD SERVICES	25,369,765	25,191,111	26,315,269	12,444,985	28,743,825	25,816,111	26,958,811	27,090,516
FIREARMS TRAINING CENTER	291,546	336,000	384,356	160,839	340,030	310,000	314,100	314,100
SECURITY SERVICES	43,623,127	48,666,822	48,961,526	21,838,116	48,433,403	51,632,422	53,396,922	53,396,922
SUPPLEMENTAL DUTY	42,263	0	0	4,066	4,068	0	0	0
SUPPORT SERVICES	15,450,304	18,376,700	18,430,540	8,204,780	17,600,296	17,954,500	18,601,000	18,601,000
TRAFFIC SAFETY SERVICES	655,573	689,400	689,400	270,865	710,143	641,300	668,700	668,700
<b>SHERIFF</b>	<b>91,665,131</b>	<b>101,011,383</b>	<b>103,212,942</b>	<b>46,249,212</b>	<b>104,956,704</b>	<b>104,442,783</b>	<b>108,353,883</b>	<b>108,485,588</b>
<b>TREASURER</b>	<b>1,071,864</b>	<b>1,215,241</b>	<b>1,215,241</b>	<b>485,125</b>	<b>1,246,763</b>	<b>1,262,101</b>	<b>1,289,901</b>	<b>1,289,901</b>
<b>VETERANS SERVICES</b>	<b>593,843</b>	<b>1,039,600</b>	<b>1,151,950</b>	<b>433,209</b>	<b>1,072,983</b>	<b>1,061,200</b>	<b>1,098,800</b>	<b>1,098,800</b>
<b>HELP LOAN FUND</b>								
<b>HELP LOAN FUND</b>	<b>3,822</b>	<b>30,000</b>	<b>30,000</b>	<b>0</b>	<b>0</b>	<b>0</b>	<b>0</b>	<b>0</b>
<b>HIGHWAY FUND</b>								
<b>HIGHWAY</b>								
ADMINISTRATION	8,240,036	8,788,524	8,806,943	3,907,368	8,879,227	9,004,815	9,145,967	9,145,967
FLEET & FACILITIES OPERATIONS	2,360,947	3,770,632	3,804,634	4,210,421	3,775,992	4,104,144	4,217,716	4,217,716
HIGHWAY - PERSONAL SERVICES	(318,093)	0	0	131,963	0	0	0	0
HIGHWAY CONSTRUCTION	0	0	0	161,850	(64,750)	0	0	0
LOCAL SERVICES	1,387,351	1,315,300	1,355,248	456,161	1,336,855	1,323,500	1,340,600	1,340,600
OPERATION & MAINTENANCE	11,291,350	10,318,300	10,333,348	4,262,738	10,672,639	10,685,300	10,827,500	10,827,500
STATE SERVICES	10,195,468	9,685,900	10,048,130	5,317,006	10,030,780	9,712,800	9,884,500	9,884,500
TRANSIT & ENVIRONMENTAL PRGMS	63,946	99,700	99,700	16,870	99,700	99,700	109,700	109,700
<b>HIGHWAY</b>	<b>33,221,006</b>	<b>33,978,356</b>	<b>34,448,003</b>	<b>18,464,377</b>	<b>34,730,443</b>	<b>34,930,259</b>	<b>35,525,983</b>	<b>35,525,983</b>
<b>HOME PROGRAM FUND</b>								
<b>HOME LOAN FUND</b>	<b>631,092</b>	<b>590,054</b>	<b>3,157,168</b>	<b>170,203</b>	<b>3,157,169</b>	<b>590,054</b>	<b>590,054</b>	<b>590,054</b>

**COUNTY OF DANE  
2024 BUDGET**

FUND/APPROPRIATION/PROGRAM	2022	2023				2024		
	ACTUAL EXPENSES	ADOPTED BUDGET	EXPENSE as MODIFIED	ACTUAL THRU 6-30	TOTAL EST EXPENSES	AGENCY REQUEST	EXECUTIVE RECOMM	FINAL ADOPTED
<b>HUMAN SERVICES FUND</b>								
<b>HUMAN SERVICES DEPARTMENT</b>								
ADULT COMMUNITY SERVICES	117,781,847	50,008,773	51,100,542	12,340,020	51,100,541	53,044,690	54,680,161	54,873,148
BEHAVIORAL HEALTH	275,117	82,460,918	82,869,320	38,393,323	80,163,820	90,795,141	94,311,217	96,222,327
CHILDREN YOUTH AND FAMILIES	22,876,880	28,298,710	28,354,023	11,736,337	28,354,023	29,084,031	30,579,799	30,669,205
ECONOMIC ASSISTANCE AND WORK S	24,633,509	27,239,777	29,953,352	12,442,684	29,953,352	26,424,543	27,469,603	27,475,859
HOUSING ACCESS & AFFORDABILITY	42,392,807	7,367,613	37,150,980	8,783,843	37,150,981	9,843,143	10,562,851	12,700,157
HS ADMINISTRATION	11,248,262	13,385,441	13,525,313	4,691,138	13,525,313	13,888,396	16,717,151	14,175,884
PREVENTION & EARLY INTERVNTION	39,990,708	31,210,910	31,249,611	13,564,063	31,249,611	30,310,990	31,250,706	31,502,872
<b>HUMAN SERVICES DEPARTMENT</b>	<b>259,199,131</b>	<b>239,972,142</b>	<b>274,203,141</b>	<b>101,951,409</b>	<b>271,497,641</b>	<b>253,390,934</b>	<b>265,571,488</b>	<b>267,619,452</b>
<b>LAND &amp; WATER LEGACY FUND</b>								
<b>L &amp; W LEGACY OPERATING TRANSFERS</b>	<b>77,238</b>	<b>6,000</b>	<b>6,000</b>	<b>99,459</b>	<b>6,000</b>	<b>6,000</b>	<b>6,000</b>	<b>6,000</b>
<b>LAND INFORMATION FUND</b>								
<b>LAND INFORMATION OFFICE</b>	<b>731,538</b>	<b>768,588</b>	<b>918,588</b>	<b>433,054</b>	<b>956,666</b>	<b>824,088</b>	<b>858,195</b>	<b>858,195</b>
<b>LIBRARY FUND</b>								
<b>LIBRARY</b>	<b>6,707,541</b>	<b>6,937,123</b>	<b>7,016,215</b>	<b>6,011,906</b>	<b>6,948,074</b>	<b>7,620,373</b>	<b>7,677,133</b>	<b>7,677,133</b>
<b>METHANE GAS FUND</b>								
<b>METHANE GAS OPERATIONS</b>	<b>10,686,564</b>	<b>16,440,596</b>	<b>16,775,955</b>	<b>9,546,281</b>	<b>16,701,855</b>	<b>15,033,193</b>	<b>15,096,260</b>	<b>15,096,260</b>
<b>OPIATE SETTLEMENT REVENUE FUND</b>								
<b>OPIATE SETTLEMENT FUND</b>	<b>1,510,740</b>	<b>0</b>	<b>1,761,438</b>	<b>0</b>	<b>1,761,438</b>	<b>1,761,438</b>	<b>3,121,438</b>	<b>3,121,438</b>

**COUNTY OF DANE  
2024 BUDGET**

FUND/APPROPRIATION/PROGRAM	2022	2023				2024		
	ACTUAL EXPENSES	ADOPTED BUDGET	EXPENSE as MODIFIED	ACTUAL THRU 6-30	TOTAL EST EXPENSES	AGENCY REQUEST	EXECUTIVE RECOMM	FINAL ADOPTED
<b>PRINTING AND SERVICES FUND</b>								
<b>PRINTING &amp; SERVICES</b>								
PRINTING & SERVICES-ADMIN	204,730	185,900	185,900	98,551	195,471	165,900	172,100	172,100
PRINTING & SERVICES-COPIERS	135,393	212,710	212,710	96,056	212,710	253,626	253,610	253,610
PRINTING & SERVICES-FLEET	31,023	26,634	26,634	17,814	30,527	28,849	28,849	28,849
PRINTING & SERVICES-INTERPRTRS	97,504	107,500	107,500	50,114	108,291	109,300	114,800	114,800
PRINTING & SERVICES-MAIL	1,132,000	988,665	988,665	568,331	992,403	995,381	1,008,781	1,008,781
PRINTING & SERVICES-PRINTING	417,082	546,126	546,126	190,350	418,906	546,144	559,144	559,144
PRINTING AND SERVICES	571	0	0	0	0	0	0	0
<b>PRINTING &amp; SERVICES</b>	<b>2,018,304</b>	<b>2,067,535</b>	<b>2,067,535</b>	<b>1,021,215</b>	<b>1,958,308</b>	<b>2,099,200</b>	<b>2,137,284</b>	<b>2,137,284</b>
<b>PROPERTY &amp; LIABILITY INSURANCE FUND</b>								
<b>LIABILITY INSURANCE PRGRM FUND</b>	<b>2,501,947</b>	<b>1,927,500</b>	<b>1,927,500</b>	<b>1,927,388</b>	<b>2,196,624</b>	<b>1,902,200</b>	<b>1,902,200</b>	<b>1,902,200</b>
<b>LIABILITY INSURANCE PROGRAM FUND</b>								
MISCELLANEOUS INSURANCE	65,129	309,900	309,900	140,416	309,900	137,200	137,200	137,200
PROPERTY INSURANCE	1,594,054	1,003,800	1,003,800	46,920	1,043,067	1,003,800	1,003,800	1,003,800
<b>LIABILITY INSURANCE PROGRAM FUND</b>	<b>1,659,183</b>	<b>1,313,700</b>	<b>1,313,700</b>	<b>187,335</b>	<b>1,352,967</b>	<b>1,141,000</b>	<b>1,141,000</b>	<b>1,141,000</b>
<b>SOLID WASTE FUND</b>								
<b>DEPARTMENT OF WASTE &amp; RENEWABLES</b>								
ADMINISTRATION&SPECIAL PROJCTS	1,501,729	1,490,800	1,506,459	596,726	1,593,762	1,578,470	1,620,470	1,620,470
CLEANSWEEP	620,989	645,610	682,400	247,014	632,279	648,710	656,410	656,410
COMPOST SITE	420	420	420	210	420	420	420	420
RODEFELD-SITE #2	10,557,377	10,381,870	10,462,085	5,577,669	10,401,561	11,833,045	11,907,336	12,008,336
TRANSFER STATION	3,358,103	3,579,837	3,579,837	1,329,980	3,593,632	3,272,381	3,273,867	3,273,867
VERONA-SITE #1	114,655	78,036	78,036	87,713	78,036	96,540	96,540	96,540
<b>DEPARTMENT OF WASTE &amp; RENEWABLES</b>	<b>16,153,273</b>	<b>16,176,573</b>	<b>16,309,237</b>	<b>7,839,312</b>	<b>16,299,690</b>	<b>17,429,566</b>	<b>17,555,043</b>	<b>17,656,043</b>
<b>WORKERS COMPENSATION FUND</b>								
<b>WORKERS COMPENSATION INSURANCE</b>	<b>2,463,674</b>	<b>2,602,500</b>	<b>2,602,500</b>	<b>1,509,335</b>	<b>2,755,236</b>	<b>2,602,500</b>	<b>2,602,500</b>	<b>2,602,500</b>
<b>GROSS EXPENDITURE TOTALS</b>	<b>775,272,731</b>	<b>809,913,545</b>	<b>873,066,000</b>	<b>481,250,960</b>	<b>872,793,553</b>	<b>753,971,879</b>	<b>787,592,590</b>	<b>789,298,454</b>

**COUNTY OF DANE  
2024 BUDGET**

FUND/APPROPRIATION/PROGRAM	2022	2023				2024		
	ACTUAL REVENUES	ADOPTED BUDGET	REVENUE as MODIFIED	ACTUAL THRU 6-30	TOTAL EST REVENUES	AGENCY REQUEST	EXECUTIVE RECOMM	FINAL ADOPTED
<b>AIRPORT FUND</b>								
<b>AIRPORT</b>								
ADMINISTRATION	25,111,123	9,416,100	9,416,100	5,262,947	12,865,099	12,050,702	12,050,702	12,050,702
AIRPORT PARKING LOT	10,336,539	9,950,300	9,950,300	6,221,938	9,965,275	12,354,900	12,354,900	12,354,900
GENERAL AVIATION	575,012	525,000	525,000	382,901	525,000	545,200	545,200	545,200
INDUSTRIAL AREA	2,138,274	1,463,000	1,463,000	816,803	1,475,108	1,511,300	1,511,300	1,511,300
LANDING AREA	761,302	3,941,700	3,941,700	1,534,383	3,952,984	4,524,300	4,524,300	4,524,300
MAINTENANCE	51,539	1,000	1,000	54,076	54,077	2,500	2,500	2,500
TERMINAL COMPLEX	9,485,790	9,996,800	9,996,800	3,847,699	10,159,087	11,713,100	11,713,100	11,713,100
<b>AIRPORT</b>	<b>48,459,578</b>	<b>35,293,900</b>	<b>35,293,900</b>	<b>18,120,746</b>	<b>38,996,630</b>	<b>42,702,002</b>	<b>42,702,002</b>	<b>42,702,002</b>
<b>BADGER PRAIRIE HEALTH CARE CTR FUND</b>								
<b>BPHCC-GENERAL OPERATIONS</b>								
BP-ADMINISTRATION	178,161	0	0	5,893	0	0	0	0
BP-HEALTH CARE CENTER	25,030,670	28,303,360	28,303,360	15,047,671	28,303,360	11,661,574	14,261,574	14,261,574
<b>BPHCC-GENERAL OPERATIONS</b>	<b>25,208,831</b>	<b>28,303,360</b>	<b>28,303,360</b>	<b>15,053,565</b>	<b>28,303,360</b>	<b>11,661,574</b>	<b>14,261,574</b>	<b>14,261,574</b>
<b>BOARD OF HEALTH-MADISON/DANE FUND</b>								
<b>BOARD OF HEALTH-MADISON/DANE</b>	<b>8,857,031</b>	<b>11,577,411</b>	<b>11,577,411</b>	<b>5,788,706</b>	<b>11,577,411</b>	<b>0</b>	<b>0</b>	<b>0</b>
<b>BRIDGE AID FUND</b>								
<b>BRIDGE AID</b>	<b>824,345</b>	<b>55,912</b>	<b>55,912</b>	<b>37,617</b>	<b>55,912</b>	<b>500</b>	<b>500</b>	<b>500</b>
<b>CAPITAL PROJECTS FUND</b>								
<b>CAPITAL PROJECTS OPERATING TRANSFERS</b>	<b>919,823</b>	<b>52,000</b>	<b>52,000</b>	<b>1,275,195</b>	<b>52,000</b>	<b>52,000</b>	<b>52,000</b>	<b>52,000</b>
<b>CDBG CR-CRLF FUND</b>								
<b>CDBG BUSINESS LOAN FUND</b>	<b>37,629</b>	<b>42,100</b>	<b>42,100</b>	<b>6,637</b>	<b>42,834</b>	<b>42,100</b>	<b>42,100</b>	<b>42,100</b>
<b>CDBG GENERAL FUND</b>								
<b>CDBG HOUSING LOAN FUND</b>	<b>1,413,173</b>	<b>1,027,504</b>	<b>4,501,905</b>	<b>57,803</b>	<b>4,501,906</b>	<b>1,027,504</b>	<b>1,027,504</b>	<b>1,027,504</b>
<b>COMMERCE CRLF FUND</b>								
<b>COMMERCE REVOLVING</b>	<b>18,986</b>	<b>14,700</b>	<b>14,700</b>	<b>23,143</b>	<b>35,658</b>	<b>14,700</b>	<b>14,700</b>	<b>14,700</b>

**COUNTY OF DANE  
2024 BUDGET**

FUND/APPROPRIATION/PROGRAM	2022	2023				2024		
	ACTUAL REVENUES	ADOPTED BUDGET	REVENUE as MODIFIED	ACTUAL THRU 6-30	TOTAL EST REVENUES	AGENCY REQUEST	EXECUTIVE RECOMM	FINAL ADOPTED
<b>CONSOLIDATED FOOD SERVICE FUND</b>								
CONSOLIDATED FOOD SERVICE	6,118,159	6,460,496	6,460,496	2,679,557	6,499,860	6,692,330	6,812,930	6,812,930
<b>DANE COUNTY CONSERVATION FUND</b>								
CONSERVATION FUND OPERATING TRANSFER	35,643	2,000	2,000	4,353	2,000	2,000	2,000	2,000
<b>DANECOM FUND</b>								
DANECOM	825,299	1,103,501	1,103,501	0	1,103,501	1,143,101	1,143,101	1,143,101
<b>DEBT SERVICE FUND</b>								
DEBT SERVICE	61,238,843	62,657,732	62,657,732	33,466,112	64,769,211	4,848,787	4,848,787	4,848,787
<b>GENERAL FUND</b>								
<b>ADMINISTRATION-FACILITIES MGMT</b>								
JANITORIAL SERVICES	1,724,785	2,014,600	2,014,600	819,167	2,146,424	2,032,600	2,111,300	2,111,300
MAINTENANCE&CONSTR SERVICES	2,294,074	2,346,100	2,346,100	738,946	2,589,167	2,453,400	2,511,100	2,511,100
<b>ADMINISTRATION-FACILITIES MGMT</b>	<b>4,018,859</b>	<b>4,360,700</b>	<b>4,360,700</b>	<b>1,558,113</b>	<b>4,735,591</b>	<b>4,486,000</b>	<b>4,622,400</b>	<b>4,622,400</b>
<b>ADMINISTRATION-GENERAL OPERATI</b>								
ADMINISTRATION	10,699,618	6,343,297	7,207,820	1,150,000	7,207,821	343,297	6,858,297	5,322,297
CONTROLLER	25,933	21,677	21,677	1,335	23,012	21,677	21,677	21,677
EMPLOYEE RELATIONS	48,172	56,700	56,700	36,696	86,708	56,700	56,700	56,700
INFORMATION MANAGEMENT	2,409,518	1,645,800	3,435,687	875,885	3,435,688	1,551,500	1,412,368	1,412,368
PUBLIC WORKS ENGINEERING	301,308	404,000	404,000	0	404,000	404,000	404,000	404,000
PURCHASING	153,037	145,000	145,000	41,998	145,000	145,000	145,000	145,000
<b>ADMINISTRATION-GENERAL OPERATI</b>	<b>13,637,587</b>	<b>8,616,474</b>	<b>11,270,884</b>	<b>2,105,913</b>	<b>11,302,229</b>	<b>2,522,174</b>	<b>8,898,042</b>	<b>7,362,042</b>



**COUNTY OF DANE  
2024 BUDGET**

FUND/APPROPRIATION/PROGRAM	2022	2023			2024			
	ACTUAL REVENUES	ADOPTED BUDGET	REVENUE as MODIFIED	ACTUAL THRU 6-30	TOTAL EST REVENUES	AGENCY REQUEST	EXECUTIVE RECOMM	FINAL ADOPTED
<b>ALLIANT ENERGY CENTER DANE CO</b>								
ADMINISTRATION	503,894	467,000	467,000	477,767	477,868	467,000	467,000	467,000
AGRICULTURAL EXHIBIT BUILDINGS	896,021	1,000,400	1,000,400	453,654	1,031,011	900,400	900,400	900,400
ARENA	211,371	202,000	202,000	97,825	245,553	182,500	182,500	182,500
COLISEUM	1,929,186	1,221,700	1,221,700	565,244	1,241,055	1,121,700	1,121,700	1,121,700
CONFERENCE CENTER	382,407	271,200	271,200	212,209	291,790	231,200	231,200	231,200
EXHIBITION HALL	3,154,689	4,044,400	4,344,400	2,383,762	4,476,734	3,944,400	3,944,400	3,944,400
LANDSCAPE AREAS	426,537	316,500	316,500	222,220	337,277	296,500	296,500	296,500
PARKING LOTS	197,189	165,100	165,100	72,627	165,632	145,100	145,100	145,100
<b>ALLIANT ENERGY CENTER DANE CO</b>	<b>7,701,294</b>	<b>7,688,300</b>	<b>7,988,300</b>	<b>4,485,308</b>	<b>8,266,920</b>	<b>7,288,800</b>	<b>7,288,800</b>	<b>7,288,800</b>
<b>CLERK OF COURTS-GEN OPERATIONS</b>								
COURT COMMISSIONER CENTER	1,523,045	1,369,800	1,369,800	447,880	1,369,800	1,369,800	1,369,800	1,369,800
GENERAL COURT SUPPORT	3,639,819	4,644,150	4,644,150	1,861,459	4,769,635	4,644,150	4,644,150	4,644,150
GUARDIAN AD LITEM	566,072	570,100	570,100	47,588	570,100	570,100	570,100	570,100
<b>CLERK OF COURTS-GEN OPERATIONS</b>	<b>5,728,936</b>	<b>6,584,050</b>	<b>6,584,050</b>	<b>2,356,927</b>	<b>6,709,535</b>	<b>6,584,050</b>	<b>6,584,050</b>	<b>6,584,050</b>
<b>CORP COUNSEL-GENERAL OPERATION</b>								
CHILD SUPPORT AGENCY	5,557,216	5,828,059	5,828,059	1,411,960	5,828,059	5,828,059	6,486,383	6,515,450
CORP COUNSEL-GENERAL OPERATION	245,167	389,071	389,071	0	389,071	419,297	419,297	419,297
PERMANENCY PLANNING LEGAL SERV	431,251	505,854	505,854	0	505,854	554,618	554,618	554,618
<b>CORP COUNSEL-GENERAL OPERATION</b>	<b>6,233,634</b>	<b>6,722,984</b>	<b>6,722,984</b>	<b>1,411,960</b>	<b>6,722,984</b>	<b>6,801,974</b>	<b>7,460,298</b>	<b>7,489,365</b>
<b>COUNTY CLERK</b>								
ADMINISTRATION	145,169	139,700	139,700	63,149	140,010	133,800	133,800	133,800
ELECTIONS	194,765	155,900	155,900	259,213	260,113	175,900	175,900	175,900
<b>COUNTY CLERK</b>	<b>339,935</b>	<b>295,600</b>	<b>295,600</b>	<b>322,361</b>	<b>400,123</b>	<b>309,700</b>	<b>309,700</b>	<b>309,700</b>
<b>DISTRICT ATTORNEY</b>								
CRIME RESPONSE	410,848	398,650	445,388	130,775	445,388	398,650	398,650	398,650
CRMNL&TRFFC-ADULT	203,341	40,100	258,697	28,432	258,697	40,100	40,100	40,100
CRMNL&TRFFC-JUVENILE	0	100	100	0	100	100	100	100
DEFERRED PROSECUTION PROGRAM	71,011	235,781	235,781	0	235,781	235,781	235,781	235,781
VICTIM/WITNESS	803,007	725,700	725,700	21,270	725,700	725,700	725,700	725,700
<b>DISTRICT ATTORNEY</b>	<b>1,488,207</b>	<b>1,400,331</b>	<b>1,665,666</b>	<b>180,477</b>	<b>1,665,666</b>	<b>1,400,331</b>	<b>1,400,331</b>	<b>1,400,331</b>

**COUNTY OF DANE  
2024 BUDGET**

FUND/APPROPRIATION/PROGRAM	2022	2023			2024			
	ACTUAL REVENUES	ADOPTED BUDGET	REVENUE as MODIFIED	ACTUAL THRU 6-30	TOTAL EST REVENUES	AGENCY REQUEST	EXECUTIVE RECOMM	FINAL ADOPTED
<b>EMERGENCY MGMT-GEN OPERATIONS</b>								
EMERGENCY MEDICAL SERVICES	213,654	180,976	212,126	115,520	291,072	180,976	175,976	175,976
EMERGENCY PLANNING	407,477	286,195	375,200	54,782	375,200	286,195	286,195	286,195
HAZARDOUS MATERIALS PLANNING	111,563	133,891	147,882	14,288	147,882	133,891	133,891	133,891
<b>EMERGENCY MGMT-GEN OPERATIONS</b>	<b>732,694</b>	<b>601,062</b>	<b>735,208</b>	<b>184,590</b>	<b>814,154</b>	<b>601,062</b>	<b>596,062</b>	<b>596,062</b>
<b>EXECUTIVE</b>								
CULTURAL AFFAIRS	178,503	175,184	205,184	61,647	216,059	175,184	175,184	175,184
OFFICE OF ENERGY & CLIMATE CHG	0	0	5,000	3,500	5,000	0	0	0
<b>EXECUTIVE</b>	<b>178,503</b>	<b>175,184</b>	<b>210,184</b>	<b>65,147</b>	<b>221,059</b>	<b>175,184</b>	<b>175,184</b>	<b>175,184</b>
<b>EXTENSION</b>	<b>202,949</b>	<b>189,518</b>	<b>269,950</b>	<b>146,972</b>	<b>326,916</b>	<b>87,100</b>	<b>87,100</b>	<b>149,600</b>
<b>FAMILY COURT SERVICES</b>	<b>329,362</b>	<b>375,200</b>	<b>375,200</b>	<b>157,704</b>	<b>375,205</b>	<b>375,200</b>	<b>375,200</b>	<b>375,200</b>
<b>GENERAL COUNTY REVENUES</b>	<b>238,677,265</b>	<b>247,102,654</b>	<b>247,152,654</b>	<b>104,144,516</b>	<b>248,126,566</b>	<b>96,256,408</b>	<b>101,214,409</b>	<b>101,870,559</b>
<b>HENRY VILAS ZOO</b>	<b>3,690,745</b>	<b>2,666,683</b>	<b>2,666,683</b>	<b>967,994</b>	<b>2,992,470</b>	<b>2,988,683</b>	<b>3,024,583</b>	<b>3,024,583</b>
<b>HIGHWAY GENERAL FUND PROGRAMS</b>	<b>747,262</b>	<b>957,600</b>	<b>957,600</b>	<b>367,582</b>	<b>957,600</b>	<b>957,600</b>	<b>957,600</b>	<b>957,600</b>
<b>JUVENILE COURT PROGRAM</b>								
ADMIN & RECEPTION CENTER	2,350	0	0	0	0	0	0	0
DETENTION	102,995	74,500	74,500	44,275	74,500	74,500	74,500	74,500
HOME DETENTION	99,392	67,500	67,500	29,845	67,500	67,500	67,500	67,500
SHELTER HOME	116,973	105,000	105,000	39,874	105,000	105,000	105,000	105,000
<b>JUVENILE COURT PROGRAM</b>	<b>321,710</b>	<b>247,000</b>	<b>247,000</b>	<b>113,994</b>	<b>247,000</b>	<b>247,000</b>	<b>247,000</b>	<b>247,000</b>
<b>LAND &amp; WATER RESOURCES</b>								
CONSERVATION	1,104,617	1,125,690	1,747,124	349,697	1,747,124	1,225,690	1,225,690	1,225,690
HERITAGE CENTER	182,206	131,100	132,082	121,055	137,304	131,100	131,100	131,100
L & W RESOURCES ADMINISTRATION	262,936	207,825	286,446	174,680	312,071	62,000	62,000	62,000
LAKE MANAGEMENT	59,387	74,800	74,800	19,874	74,800	74,800	74,800	74,800
PARK OPERATIONS	2,217,189	1,712,500	2,414,413	1,378,393	2,471,251	1,934,265	1,934,265	1,934,265
WATER RESOURCE ENGINEERING	658,950	682,000	682,000	435,064	783,222	682,000	682,000	694,485
<b>LAND &amp; WATER RESOURCES</b>	<b>4,485,286</b>	<b>3,933,915</b>	<b>5,336,865</b>	<b>2,478,763</b>	<b>5,525,772</b>	<b>4,109,855</b>	<b>4,109,855</b>	<b>4,122,340</b>

**COUNTY OF DANE  
2024 BUDGET**

FUND/APPROPRIATION/PROGRAM	2022	2023			2024			
	ACTUAL REVENUES	ADOPTED BUDGET	REVENUE as MODIFIED	ACTUAL THRU 6-30	TOTAL EST REVENUES	AGENCY REQUEST	EXECUTIVE RECOMM	FINAL ADOPTED
LEGISLATIVE SERVICES	58,600	683,300	61,600	0	61,600	3,000	3,000	3,000
MEDICAL EXAMINER	3,074,732	1,477,080	1,477,080	356,278	1,477,080	1,654,209	1,654,209	1,654,209
MISCELLANEOUS CRIMINAL JUSTICE	0	0	18,359	18,359	18,359	0	0	0
OFFICE FOR EQUITY & INCLUSION	1,404	0	0	0	0	0	0	41,000
OFFICE OF CRIMNL JUSTCE REFORM	0	0	250,747	0	250,747	107,900	107,900	107,900
<b>PLANNING &amp; DEVELOPMENT</b>								
PLANNING DIVISION	187,108	166,100	616,607	117,043	622,525	179,000	179,000	179,000
RECORDS AND SUPPORT	104,932	117,200	117,200	58,495	119,300	117,200	117,200	117,200
ZONING & PLAT REVIEW	453,693	498,845	498,845	182,481	516,913	498,845	498,845	498,845
<b>PLANNING &amp; DEVELOPMENT</b>	<b>745,733</b>	<b>782,145</b>	<b>1,232,652</b>	<b>358,020</b>	<b>1,258,738</b>	<b>795,045</b>	<b>795,045</b>	<b>795,045</b>
<b>PUBLIC SAFETY COMMUNICATIONS</b>	<b>3,724,558</b>	<b>68,600</b>	<b>133,524</b>	<b>38,022</b>	<b>134,139</b>	<b>68,600</b>	<b>68,600</b>	<b>68,600</b>
<b>REGISTER OF DEEDS</b>	<b>5,328,680</b>	<b>4,891,400</b>	<b>4,891,400</b>	<b>1,931,200</b>	<b>4,216,400</b>	<b>4,803,300</b>	<b>4,453,300</b>	<b>4,453,300</b>
<b>SHERIFF</b>								
ADMINISTRATION	126,020	85,000	420,683	8,376	420,803	85,000	4,370,063	4,370,063
FIELD SERVICES	5,509,973	4,852,211	5,691,071	2,293,301	5,691,822	5,306,811	5,306,811	5,306,811
FIREARMS TRAINING CENTER	195,884	288,700	288,700	45,738	293,792	295,600	295,600	295,600
SECURITY SERVICES	5,434,503	5,774,381	5,774,381	1,870,601	5,500,543	3,572,681	3,572,681	3,572,681
SUPPLEMENTAL DUTY	30,068	0	0	4,823	4,824	0	0	0
SUPPORT SERVICES	850,555	1,099,480	1,099,480	198,021	1,099,480	879,680	879,680	879,680
<b>SHERIFF</b>	<b>12,147,003</b>	<b>12,099,772</b>	<b>13,274,315</b>	<b>4,420,861</b>	<b>13,011,264</b>	<b>10,139,772</b>	<b>14,424,835</b>	<b>14,424,835</b>
<b>TREASURER</b>	<b>5,892,247</b>	<b>3,281,907</b>	<b>3,281,907</b>	<b>6,571,881</b>	<b>12,007,990</b>	<b>3,310,867</b>	<b>12,310,867</b>	<b>12,310,867</b>
<b>VETERANS SERVICES</b>	<b>17,925</b>	<b>16,000</b>	<b>35,178</b>	<b>33,609</b>	<b>35,178</b>	<b>16,000</b>	<b>16,000</b>	<b>16,000</b>
<b>HELP LOAN FUND</b>								
<b>HELP LOAN FUND</b>	<b>3,822</b>	<b>30,000</b>	<b>30,000</b>	<b>0</b>	<b>30,000</b>	<b>0</b>	<b>0</b>	<b>0</b>

**COUNTY OF DANE  
2024 BUDGET**

FUND/APPROPRIATION/PROGRAM	2022	2023			2024			
	ACTUAL REVENUES	ADOPTED BUDGET	REVENUE as MODIFIED	ACTUAL THRU 6-30	TOTAL EST REVENUES	AGENCY REQUEST	EXECUTIVE RECOMM	FINAL ADOPTED
<b>HIGHWAY FUND</b>								
<b>HIGHWAY</b>								
ADMINISTRATION	1,346,348	2,830,487	2,830,487	2,025,538	3,117,386	845,103	845,103	845,103
FLEET & FACILITIES OPERATIONS	4,166,356	0	0	14,319	14,319	0	0	0
LOCAL SERVICES	1,382,056	1,315,300	1,315,300	527,504	1,336,855	1,323,500	1,340,600	1,340,600
OPERATION & MAINTENANCE	20,024,046	20,137,169	20,137,169	7,702,122	20,373,872	21,021,169	21,548,169	21,548,169
STATE SERVICES	10,238,601	9,685,900	9,685,900	6,813,669	10,030,781	9,712,800	9,884,500	9,884,500
TRANSIT & ENVIRONMENTAL PRGMS	0	9,500	9,500	0	9,500	9,500	9,500	9,500
<b>HIGHWAY</b>	<b>37,157,409</b>	<b>33,978,356</b>	<b>33,978,356</b>	<b>17,083,151</b>	<b>34,882,713</b>	<b>32,912,072</b>	<b>33,627,872</b>	<b>33,627,872</b>
<b>HOME PROGRAM FUND</b>								
<b>HOME LOAN FUND</b>	<b>631,092</b>	<b>590,054</b>	<b>3,157,168</b>	<b>112,000</b>	<b>3,157,168</b>	<b>590,054</b>	<b>590,054</b>	<b>590,054</b>
<b>HUMAN SERVICES FUND</b>								
<b>HUMAN SERVICES DEPARTMENT</b>								
ADULT COMMUNITY SERVICES	100,312,273	42,294,697	43,285,862	8,703,488	43,285,862	44,181,707	44,401,407	44,401,407
BEHAVIORAL HEALTH	0	51,987,149	52,768,651	26,657,443	52,768,651	61,136,204	62,326,204	62,326,204
CHILDREN YOUTH AND FAMILIES	10,868,160	10,706,067	10,781,067	4,859,432	10,781,067	10,880,863	10,880,863	10,880,863
ECONOMIC ASSISTANCE AND WORK S	20,422,106	21,702,441	24,416,016	7,065,204	24,416,016	20,423,397	20,848,397	20,848,397
HOUSING ACCESS & AFFORDABILITY	38,996,126	2,353,045	32,111,131	4,155,920	32,111,131	4,886,225	5,329,805	6,674,310
HS ADMINISTRATION	62,053,743	83,356,117	82,734,417	40,516,701	82,734,417	7,892,941	7,892,941	7,892,941
PREVENTION & EARLY INTERVNTION	22,146,829	15,110,372	15,263,872	7,053,790	15,263,872	13,226,379	13,226,379	13,226,379
<b>HUMAN SERVICES DEPARTMENT</b>	<b>254,799,238</b>	<b>227,509,888</b>	<b>261,361,016</b>	<b>99,011,977</b>	<b>261,361,016</b>	<b>162,627,716</b>	<b>164,905,996</b>	<b>166,250,501</b>
<b>LAND &amp; WATER LEGACY FUND</b>								
<b>L &amp; W LEGACY OPERATING TRANSFERS</b>	<b>77,238</b>	<b>6,000</b>	<b>6,000</b>	<b>99,459</b>	<b>6,000</b>	<b>6,000</b>	<b>6,000</b>	<b>6,000</b>
<b>LAND INFORMATION FUND</b>								
<b>LAND INFORMATION OFFICE</b>	<b>665,726</b>	<b>655,600</b>	<b>655,600</b>	<b>299,092</b>	<b>703,170</b>	<b>632,100</b>	<b>632,100</b>	<b>632,100</b>
<b>LIBRARY FUND</b>								
<b>LIBRARY</b>	<b>6,802,497</b>	<b>6,810,774</b>	<b>6,810,774</b>	<b>3,592,673</b>	<b>6,847,158</b>	<b>862,080</b>	<b>862,080</b>	<b>862,080</b>
<b>METHANE GAS FUND</b>								
<b>METHANE GAS OPERATIONS</b>	<b>12,784,666</b>	<b>16,440,596</b>	<b>16,440,596</b>	<b>4,834,146</b>	<b>16,710,211</b>	<b>16,828,601</b>	<b>16,832,368</b>	<b>16,832,368</b>

**COUNTY OF DANE  
2024 BUDGET**

FUND/APPROPRIATION/PROGRAM	2022	2023				2024		
	ACTUAL REVENUES	ADOPTED BUDGET	REVENUE as MODIFIED	ACTUAL THRU 6-30	TOTAL EST REVENUES	AGENCY REQUEST	EXECUTIVE RECOMM	FINAL ADOPTED
<b>OPIATE SETTLEMENT REVENUE FUND</b>								
<b>OPIATE SETTLEMENT FUND</b>	<b>3,905,236</b>	<b>0</b>	<b>1,761,438</b>	<b>56,859</b>	<b>1,761,438</b>	<b>1,761,438</b>	<b>3,121,438</b>	<b>3,121,438</b>
<b>PRINTING AND SERVICES FUND</b>								
<b>PRINTING &amp; SERVICES</b>								
PRINTING & SERVICES-ADMIN	1,224	100	100	976	1,076	100	100	100
PRINTING & SERVICES-COPIERS	204,780	390,100	390,100	116,710	390,105	390,100	390,100	390,100
PRINTING & SERVICES-FLEET	(17,198)	40,200	40,200	4,388	40,200	40,200	40,200	40,200
PRINTING & SERVICES-INTERPRTS	105,398	80,100	80,100	0	80,100	80,100	80,100	80,100
PRINTING & SERVICES-MAIL	1,385,353	995,100	995,100	682,650	1,017,833	1,029,400	1,029,400	1,029,400
PRINTING & SERVICES-PRINTING	460,578	559,300	559,300	241,995	559,300	559,300	559,300	559,300
<b>PRINTING &amp; SERVICES</b>	<b>2,140,136</b>	<b>2,064,900</b>	<b>2,064,900</b>	<b>1,046,719</b>	<b>2,088,614</b>	<b>2,099,200</b>	<b>2,099,200</b>	<b>2,099,200</b>
<b>PROPERTY &amp; LIABILITY INSURANCE FUND</b>								
<b>LIABILITY INSURANCE PRGRM FUND</b>	<b>1,801,450</b>	<b>1,897,500</b>	<b>1,897,500</b>	<b>147,279</b>	<b>1,940,036</b>	<b>1,902,200</b>	<b>1,902,200</b>	<b>1,902,200</b>
<b>LIABILITY INSURANCE PROGRAM FUND</b>								
MISCELLANEOUS INSURANCE	172,800	309,900	309,900	0	309,900	137,200	137,200	137,200
PROPERTY INSURANCE	1,403,234	1,003,800	1,003,800	20,478	1,024,178	1,003,800	1,003,800	1,003,800
<b>LIABILITY INSURANCE PROGRAM FUND</b>	<b>1,576,034</b>	<b>1,313,700</b>	<b>1,313,700</b>	<b>20,478</b>	<b>1,334,078</b>	<b>1,141,000</b>	<b>1,141,000</b>	<b>1,141,000</b>
<b>SOLID WASTE FUND</b>								
<b>DEPARTMENT OF WASTE &amp; RENEWABLES</b>								
ADMINISTRATION&SPECIAL PROJCTS	450	19,000	19,000	3,750	19,000	19,000	19,000	19,000
CLEANSWEEP	353,833	309,000	309,000	143,167	309,000	309,000	309,000	309,000
RODEFELD-SITE #2	11,258,589	11,373,000	11,373,000	5,945,565	11,667,595	13,523,000	13,523,000	13,523,000
TRANSFER STATION	3,876,323	4,448,400	4,448,400	988,417	4,448,400	3,648,400	3,648,400	3,648,400
<b>DEPARTMENT OF WASTE &amp; RENEWABLES</b>	<b>15,489,195</b>	<b>16,149,400</b>	<b>16,149,400</b>	<b>7,080,898</b>	<b>16,443,995</b>	<b>17,499,400</b>	<b>17,499,400</b>	<b>17,499,400</b>
<b>WORKERS COMPENSATION FUND</b>								
<b>WORKERS COMPENSATION INSURANCE</b>	<b>2,657,775</b>	<b>2,602,500</b>	<b>2,602,500</b>	<b>148,536</b>	<b>2,748,536</b>	<b>2,602,500</b>	<b>2,602,500</b>	<b>2,602,500</b>
<b>GROSS REVENUE TOTALS</b>	<b>813,953,959</b>	<b>771,857,343</b>	<b>819,790,255</b>	<b>344,823,253</b>	<b>837,815,701</b>	<b>465,740,773</b>	<b>497,913,776</b>	<b>498,523,483</b>

COUNTY OF DANE  
2024 BUDGET  
OPERATING BUDGET CARRYFORWARDS

DEPARTMENT	ORG	OBJECT	ACCOUNT DESCRIPTION	TYPE	MODIFIED BUDGET	ENCUMBRANCE	ACTUAL	BALANCE	AMOUNT TO BE CARRIED FORWARD
Human Services	39000	20810	DATA PROCESSING SERVICES	OPERATING	\$233,807.00	25,000.00	\$186,667.36	\$22,139.64	22,139.64
Human Services	39000	35017	PLANNING & EVALUATION	OPERATING	\$81,955.00	2,000.00	\$20,579.23	\$59,375.77	59,375.77
Human Services	39000	36302	SYSTEMS IMPROVEMENTS	OPERATING	\$376,140.00	-	\$0.00	\$357,660.00	376,140.00
Human Services	42000	31273	INTERPRETER SERVICES	OPERATING	\$4,670.00	-	\$1,010.16	\$3,659.84	3,659.84
Human Services	42000	31493	MARKETING EXPENSE	OPERATING	\$55,000.00	6,929.09	\$7,095.27	\$40,975.64	40,975.64
Human Services	43000	22646	TRAVEL EXPENSE	OPERATING	\$1,300.00	-	\$0.00	\$1,300.00	1,300.00
Human Services	43000	81560	GIFTS AND GRANTS	OPERATING	(\$18,700.00)	-	(\$18,700.00)	\$0.00	-
Human Services	64000	36000	CAPITAL CONSORTIUM PARTNERS	OPERATING	\$319,486.00	-	\$0.00	\$319,486.00	319,486.00
Human Services	64000	85087	COVID UNWINDING FUNDS	OPERATING	(\$126,820.00)	-	(\$92,169.00)	(\$34,651.00)	(34,651.00)
Human Services	66000	30022	ARP FOOD PANTRY AID	OPERATING	\$1,906,959.22	985,579.39	\$920,868.99	\$510.84	510.84
Human Services	66000	30026	ARP EXPENSES	OPERATING	\$1,500,000.00	-	\$0.00	\$1,500,000.00	1,500,000.00
Human Services	66000	36903	FOOD ACCESS & EDUCATION	OPERATING	\$248,174.00	25,028.30	\$125,141.70	\$98,004.00	98,004.00
Human Services	66000	81367	ARP REVENUE	OPERATING	(\$3,506,959.22)	-	\$0.00	(\$3,506,959.22)	(3,506,959.22)
Human Services	71352	25600	EVALUATION/ASSESSMENTS	OPERATING	\$36,000.00	24,000.00	\$10,000.00	\$2,000.00	2,000.00
Human Services	73000	36073	TRANSITIONAL LIVING PROGRAMS	OPERATING	\$395,025.00	-	\$0.00	\$395,025.00	395,025.00
Human Services	74000	35601	OUTREACH	OPERATING	\$188,554.00	34,697.30	\$153,856.70	\$0.00	-
Human Services	74000	89000	OPERATING TRANSFERS IN	OPERATING	(\$75,740.00)	-	\$0.00	(\$75,740.00)	(75,740.00)
Human Services	80000	30024	ARP REHOUSING INITIATIVE	OPERATING	\$4,245,328.76	1,095,374.87	\$980,705.13	\$2,169,248.76	2,169,248.76
Human Services	80000	30026	ARP EXPENSES	OPERATING	\$1,840,646.08	16,500.00	\$1,388,235.84	\$435,910.24	435,910.24
Human Services	80000	30264	COVID RENTAL ASST II EXPENSE	OPERATING	\$23,159,029.50	11,337,171.26	\$8,162,298.02	\$3,659,560.22	3,659,560.22
Human Services	80000	80137	COVID RENTAL ASST II REVENUE	OPERATING	(\$23,159,029.78)	-	(\$2,179,878.64)	(\$20,979,151.14)	(20,979,151.14)
Human Services	80000	81367	ARP REVENUE	OPERATING	(\$7,386,056.38)	-	(\$1,679,494.10)	(\$5,706,562.28)	(5,706,562.28)
Human Services	96000	35408	COMMUNITY PREVN ORGNZN & AWARE	OPERATING	\$507,749.00	727,818.95	\$112,230.05	(\$332,300.00)	(332,300.00)
Human Services	96000	89000	OPERATING TRANSFERS IN	OPERATING	(\$1,859.00)	-	\$0.00	(\$1,859.00)	(1,859.00)
Human Services	96471	35507	COUNSELING/THERAPEUTIC RESRCES	OPERATING	\$944,517.00	239,863.63	\$641,260.37	\$63,393.00	63,393.00
Human Services	96476	35604	CASE MGMT/SERVICE COORDINATION	OPERATING	\$832,553.00	302,105.10	\$704,679.90	(\$174,232.00)	(174,232.00)
Human Services	97000	85048	SABG COVID	OPERATING	(\$120,440.00)	-	(\$162,760.86)	\$42,320.86	42,320.86
Human Services	97462	35604	CASE MGMT/SERVICE COORDINATION	OPERATING	\$2,344,883.00	1,200,957.21	\$1,111,268.79	\$32,657.00	32,657.00
Human Services	97466	355075	PSYCHIATRY	OPERATING	\$152,562.00	91,423.28	\$62,002.72	(\$864.00)	(864.00)
Human Services	98000	35995	BIPOC MENTAL HEALTH COALITION	OPERATING	\$135,000.00	-	\$0.00	\$135,000.00	135,000.00
Human Services	98000	81367	ARP REVENUE	OPERATING	(\$635,000.00)	-	\$0.00	(\$635,000.00)	(635,000.00)
Human Services	98000	89000	OPERATING TRANSFERS IN	OPERATING	(\$1,123,241.00)	-	\$0.00	(\$1,123,241.00)	(1,123,241.00)
Administration	ADMADM	22772	VIOLENCE PREVENTION - ARP	OPERATING	\$300,000.00	-	\$0.00	\$300,000.00	300,000.00
Administration	ADMADM	30026	ARP EXPENSES	OPERATING	\$4.00	-	\$0.00	\$4.00	4.00
Administration	ADMADM	81367	ARP REVENUE	OPERATING	(\$6,728,591.32)	-	(\$1,150,000.00)	(\$5,578,591.32)	(5,578,591.32)
Alliant Energy Center	AECAGRI	21860	PAVILION MARKETING EXPENSE	OPERATING	\$0.00	-	\$0.00	\$0.00	-
Alliant Energy Center	AECAGRI	47022	AG BUILDINGS UPGRADE	OPERATING	\$10,000.00	-	\$8,132.90	\$1,867.10	1,867.10
Alliant Energy Center	AECLAND	47724	LANDSCAPING	OPERATING	\$16,800.00	-	\$11,497.00	\$5,303.00	5,303.00
Alliant Energy Center	AECPARK	48042	PARKING LOT UPGRADE	OPERATING	\$15,474.02	-	\$15,474.02	\$0.00	-
Alliant Energy Center	AEC SUBZ	20980	EQUITY EVENT ASSISTANCE-AEC	OPERATING	\$73,089.40	-	\$0.00	\$73,089.40	73,089.40
Alliant Energy Center	AECXHAL	32837	XHALL NAMING COMMISSION	OPERATING	\$20,000.00	-	\$0.00	\$20,000.00	20,000.00
Alliant Energy Center	AECXHAL	47935	NAME CONVERSION	OPERATING	\$280,000.00	-	\$0.00	\$280,000.00	280,000.00
Alliant Energy Center	AECXHAL	84111	EXHIBITION HALL NAMING SALE	OPERATING	(\$300,000.00)	-	\$0.00	(\$300,000.00)	(300,000.00)
Airport	AIRADMIN	21291	IT SUPPLIES & ELECTRONICS	OPERATING	\$15,000.00	-	\$8,447.65	\$6,552.35	6,552.35
Airport	AIRADMIN	30318	REFURBISH BUILDING INTERIOR	OPERATING	\$50,000.00	-	\$0.00	\$50,000.00	50,000.00
Airport	AIRADMIN	30326	AIRPORT CONSULTING SERVICE	OPERATING	\$2,596,289.43	355,200.97	\$51,361.26	\$2,189,727.20	2,189,727.20
Airport	AIRADMIN	31493	MARKETING EXPENSE	OPERATING	\$656,422.90	99,084.65	\$430,800.33	\$126,537.92	126,537.92
Airport	AIRADMIN	31494	MARKETING-ECONOMIC DEVELOPMENT	OPERATING	\$1,507,927.64	-	\$26,578.50	\$1,481,349.14	1,481,349.14
Airport	AIRADMIN	47887	MISC COMPUTER EQUIPMENT	OPERATING	\$1,047,616.27	62,386.38	\$40,675.51	\$944,554.38	944,554.38
Airport	AIRGA	30326	AIRPORT CONSULTING SERVICE	OPERATING	\$25,000.00	-	\$0.00	\$25,000.00	25,000.00
Airport	AIRINDUS	20459	BLDG & GROUNDS REPAIRS & MAINT	OPERATING	\$20,000.00	-	\$2,813.68	\$17,186.32	17,186.32
Airport	AIRINDUS	30326	AIRPORT CONSULTING SERVICE	OPERATING	\$100,000.00	-	\$0.00	\$100,000.00	100,000.00
Airport	AIRINDUS	30966	ENGINEERING CONSULTING SERVICE	OPERATING	\$3,000.00	-	\$0.00	\$3,000.00	3,000.00

Table 5 - Operating Budget Carryforwards

COUNTY OF DANE  
2024 BUDGET  
OPERATING BUDGET CARRYFORWARDS

DEPARTMENT	ORG	OBJECT	ACCOUNT DESCRIPTION	TYPE	MODIFIED BUDGET	ENCUMBRANCE	ACTUAL	BALANCE	AMOUNT TO BE CARRIED FORWARD
Airport	AIRINDUS	31375	LANDFILL ENGINEERING SERVICES	OPERATING	\$214,291.12	23,675.73	\$42,866.67	\$72,483.22	147,748.72
Airport	AIRINDUS	47016	AIRPARK DEVELOPMENT	OPERATING	\$131,276.72	-	\$0.00	\$131,276.72	131,276.72
Airport	AIRINDUS	47496	FOREIGN TRADE ZONE	OPERATING	\$33,123.00	-	\$0.00	\$33,123.00	33,123.00
Airport	AIRINDUS	48440	ROAD ASSESSMENTS	OPERATING	\$82,180.58	-	\$0.00	\$82,180.58	82,180.58
Airport	AIRINDUS	48712	SURVEY FUNDS	OPERATING	\$29,500.00	-	\$0.00	\$29,500.00	29,500.00
Airport	AIRLNDNG	30966	ENGINEERING CONSULTING SERVICE	OPERATING	\$658,289.53	-	\$4,122.41	\$654,167.12	654,167.12
Airport	AIRLNDNG	48606	SIGNAGE	OPERATING	\$45,000.00	-	\$0.00	\$45,000.00	45,000.00
Airport	AIRPRKLT	21944	PLUMB-HEAT-VENT & ELEC REPAIRS	OPERATING	\$6,000.00	-	\$0.00	\$6,000.00	6,000.00
Airport	AIRPRKLT	30316	PRKNG RAMP/LOT WASH & STRIPING	OPERATING	\$106,500.00	10,008.40	\$83,461.38	\$13,030.22	13,030.22
Airport	AIRPRKLT	30326	AIRPORT CONSULTING SERVICE	OPERATING	\$100,000.00	-	\$0.00	\$100,000.00	100,000.00
Airport	AIRPRKLT	32177	REFURBISH BUILDING EXTERIOR	OPERATING	\$629,017.86	-	\$0.00	\$629,017.86	629,017.86
Airport	AIRTERM	20459	BLDG & GROUNDS REPAIRS & MAINT	OPERATING	\$225,000.00	26,560.91	\$148,570.54	\$49,868.55	49,868.55
Airport	AIRTERM	21471	RETENTION POND MAINTENANCE	OPERATING	\$195,990.83	6,596.51	\$118,783.68	\$70,610.64	70,610.64
Airport	AIRTERM	30326	AIRPORT CONSULTING SERVICE	OPERATING	\$502,364.55	10,000.00	\$16,857.67	\$475,506.88	475,506.88
Airport	AIRTERM	32329	SECURITY SYSTEMS - POS	OPERATING	\$279,383.33	46,392.52	\$31,855.86	\$201,134.95	201,134.95
Airport	AIRTERM	47479	FLOOR COVERING REPLACEMENT	OPERATING	\$104,645.34	-	\$38,608.00	\$66,037.34	66,037.34
Bridge Aid	BRDGAID	47130	BRIDGE AID WITH MUNICIPALITIES	OPERATING	\$506,934.12	-	\$117,948.45	\$388,985.67	388,985.67
CDBG	CDCDBG	30295	SUNSHINE PLACE FACILITIES	OPERATING	\$275,000.00	27,500.00	\$247,500.00	\$0.00	-
CDBG	CDCDBG	30566	YW TRANSIT	OPERATING	\$35,000.00	16,280.00	\$18,720.00	\$0.00	-
CDBG	CDCDBG	30571	PUBLIC FACILITIES	OPERATING	\$100,000.00	100,000.00	\$0.00	\$0.00	-
CDBG	CDCDBG	30572	EMERGING BUSINESS DEVELOPMENT	OPERATING	\$16,500.00	-	\$0.00	\$16,500.00	16,500.00
CDBG	CDCDBG	30574	OUTREACH PROGRAM FOR GED/HSED	OPERATING	\$30,000.00	5,000.00	\$25,000.00	\$0.00	-
CDBG	CDCDBG	30576	CULTURAL COMPETENT SVCS TO VIC	OPERATING	\$1,277.02	-	\$0.00	\$1,277.02	1,277.02
CDBG	CDCDBG	30577	BIRD STREET APARTMENTS	OPERATING	\$183,667.00	-	\$0.00	\$183,667.00	183,667.00
CDBG	CDCDBG	33091	ELDERLY HOME MODIFICATION	OPERATING	\$31,302.00	-	\$0.00	\$31,302.00	31,302.00
CDBG	CDCDBG	33095	WWBIC MICRO ENTERPRISE	OPERATING	\$12,325.40	-	\$0.00	\$12,325.40	12,325.40
CDBG	CDCDBG	33095	WWBIC MICRO ENTERPRISE	OPERATING	\$125,000.00	125,000.00	\$0.00	\$0.00	-
CDBG	CDCDBG	33096	DCHS PARATRANSIT SERVICES	OPERATING	\$758.50	-	\$0.00	\$758.50	758.50
CDBG	CDCDBG	33096	DCHS PARATRANSIT SERVICES	OPERATING	\$6,624.24	-	\$0.00	\$6,624.24	6,624.24
CDBG	CDCDBG	33096	DCHS PARATRANSIT SERVICES	OPERATING	\$4,000.00	3,000.01	\$999.99	\$0.00	-
CDBG	CDCDBG	33104	PROJECT HOME MINOR HOME REPAIR	OPERATING	\$12,344.10	-	\$12,344.10	\$0.00	-
CDBG	CDCDBG	33104	PROJECT HOME MINOR HOME REPAIR	OPERATING	\$150,000.00	59,085.42	\$90,914.58	\$0.00	-
CDBG	CDCDBG	33131	MICRO BUSINESS LOAN EXPENSE	OPERATING	\$106,000.00	-	\$0.00	\$106,000.00	106,000.00
CDBG	CDCDBG	33132	FAMILY CENTER DENTAL CLINIC	OPERATING	\$25,000.00	-	\$0.00	\$25,000.00	25,000.00
CDBG	CDCDBG	33133	MINOR HOME REPAIR	OPERATING	\$2,431.68	2,431.68	\$0.00	\$0.00	-
CDBG	CDCDBG	33133	MINOR HOME REPAIR	OPERATING	\$42,396.05	42,396.05	\$0.00	\$0.00	-
CDBG	CDCDBG	33136	MICRO BUSINESS INCUBATOR	OPERATING	\$40,000.00	40,000.00	\$0.00	\$0.00	-
CDBG	CDCDBG	33137	SUN PRAIRIE YOUTH CENTER	OPERATING	\$200,000.00	200,000.00	\$0.00	\$0.00	-
CDBG	CDCDBG	33140	LISSO SENIORS STEEPING OUT PRO	OPERATING	\$25,000.00	25,000.00	\$0.00	\$0.00	-
CDBG	CDCDBG	33145	MINORITY MEN & WOMEN JOB PLAC	OPERATING	\$9,836.00	-	\$0.00	\$9,836.00	9,836.00
CDBG	CDCDBG	33147	COMMISSARY KITCHEN	OPERATING	\$110,000.00	-	\$0.00	\$110,000.00	110,000.00
CDBG	CDCDBG	33148	MORTGAGE REDUCTION	OPERATING	\$70,325.00	70,325.00	\$0.00	\$0.00	-
CDBG	CDCDBG	33149	MINOR HOME REPAIR	OPERATING	\$50,000.00	50,000.00	\$0.00	\$0.00	-
CDBG	CDCDBG	33149	MINOR HOME REPAIR	OPERATING	\$60,029.00	60,029.00	\$0.00	\$0.00	-
CDBG	CDCDBG	33156	NORTH FISH HATCHERY PHASE 1	OPERATING	\$100,000.00	-	\$0.00	\$100,000.00	100,000.00
CDBG	CDCDBG	33157	BUILDING LATINO ECON SUCCESS	OPERATING	\$105,000.00	48,878.32	\$56,121.68	\$0.00	-
CDBG	CDCDBG	33158	EVICTIION DEFENSE PROJECT	OPERATING	\$10,000.00	-	\$0.00	\$10,000.00	10,000.00
CDBG	CDCDBG	33159	VICTIM SERVICES	OPERATING	\$50,000.00	50,000.00	\$0.00	\$0.00	-
CDBG	CDCDBG	33515	MOVIN OUT RENTAL PROGRAM	OPERATING	\$24,561.00	24,561.00	\$0.00	\$0.00	-
CDBG	CDCDBG	33517	CDBG HOUSING INSPECTOR	OPERATING	\$1,000.00	-	\$0.00	\$1,000.00	1,000.00
CDBG	CDCDBG	34041	TRC-EVICTIION PREVENTION CLINIC	OPERATING	\$818,000.29	159,917.75	\$658,082.54	\$0.00	-
CDBG	CDCDBG	34042	RD HM-VOUCHER PROGRAM	OPERATING	\$30,000.00	-	\$0.00	\$30,000.00	30,000.00
CDBG	CDCDBG	34043	RAY OF HOPE COVID RELIEF	OPERATING	\$125,000.00	-	\$0.00	\$125,000.00	125,000.00

Table 5 - Operating Budget Carryforwards

COUNTY OF DANE  
2024 BUDGET  
OPERATING BUDGET CARRYFORWARDS

DEPARTMENT	ORG	OBJECT	ACCOUNT DESCRIPTION	TYPE	MODIFIED BUDGET	ENCUMBRANCE	ACTUAL	BALANCE	AMOUNT TO BE CARRIED FORWARD
CDBG	CDCDBG	34044	SP COMMUNITY PARAMEDICINE	OPERATING	\$26,102.86	26,102.86	\$0.00	\$0.00	-
CDBG	CDCDBG	34045	OFS CAREERSCAPE COUNSELING	OPERATING	\$89,558.41	-	\$0.00	\$89,558.41	89,558.41
CDBG	CDCDBG	34048	LA-EVICTION DEFENSE PROJECT	OPERATING	\$145,000.00	-	\$0.00	\$145,000.00	145,000.00
CDBG	CDCDBG	34049	OPTMIST - SNACK PACKS	OPERATING	\$3,611.51	-	\$0.00	\$3,611.51	3,611.51
CDBG	CDCDBG	34051	BP-YOUNG ADLT HOUSING	OPERATING	\$39,279.00	-	\$39,279.00	\$0.00	-
CDBG	CDCDBG	34053	RAINBOW PROJECT CORE	OPERATING	\$55,000.00	55,000.00	\$0.00	\$0.00	-
CDBG	CDCDBG	34054	LSS HOUSING FIRST-DANE	OPERATING	\$52,421.51	-	\$0.00	\$52,421.51	52,421.51
CDBG	CDCDBG	34055	AFFORDABLE DENTAL CARE	OPERATING	\$200,000.00	-	\$0.00	\$0.00	200,000.00
CDBG	CDCDBG	34056	PUBLIC SERVICES-CV CONNECT DOT	OPERATING	\$37,598.67	37,598.67	\$0.00	\$0.00	-
CDBG	CDCDBG	34057	DANE CO MICROENTRPRSE CAPACITY	OPERATING	\$50,000.00	-	\$0.00	\$50,000.00	50,000.00
CDBG	CDCDBG	34058	TRANSP BUSINESS DEV ACCELERATR	OPERATING	\$180,000.00	180,000.00	\$0.00	\$0.00	-
CDBG	CDCDBG	34059	DANE COUNTY WORKFORCE ACADEMY	OPERATING	\$12,256.00	12,256.00	\$0.00	\$0.00	-
CDBG	CDCDBG	34060	B2EC INCUBATOR & PROGRAM EXPAN	OPERATING	\$150,000.00	150,000.00	\$0.00	\$0.00	-
CDBG	CDCDBG	34061	MOVIN OUT MORTGAGE REDUCT ASST	OPERATING	\$206,500.00	-	\$0.00	\$0.00	206,500.00
CDBG	CDCDBG	34062	MAJOR HOME REHABILITATION	OPERATING	\$200,000.00	118,500.41	\$81,499.59	\$0.00	-
CDBG	CDCDBG	34063	PUBLIC SERVICES-CV SUNSHINE PL	OPERATING	\$32,200.00	12,322.37	\$19,877.63	\$0.00	-
CDBG	CDCDBG	34064	THE BED LADY PROGRAM	OPERATING	\$9,000.00	3,480.00	\$5,520.00	\$0.00	-
CDBG	CDCDBG	34065	EVICTION DIVERSION AND DEFENSE	OPERATING	\$25,000.00	-	\$0.00	\$0.00	25,000.00
CDBG	CDCDBG	82906	PROGRAM INCOME	OPERATING	(\$50,000.00)	-	(\$89,327.97)	\$39,327.97	39,327.97
CDBG	CDCDBG	82912	CDBG PROGRAM GRANT	OPERATING	(\$3,391,302.91)	-	\$0.00	(\$3,391,302.91)	(3,391,302.91)
CDBG	CDCDBG	84041	CDBG COVID REVENUE	OPERATING	(\$768,976.75)	-	\$0.00	(\$768,976.75)	(768,976.75)
CDBG	CDCDBG	84042	STATE COVID CDBG	OPERATING	(\$291,625.58)	-	\$0.00	(\$291,625.58)	(291,625.58)
HOME	CDHOME	21018	FAIR HOUSING - CDBG	OPERATING	\$40,000.00	-	\$10,000.00	\$20,000.00	30,000.00
HOME	CDHOME	30257	AFFORDABLE HOME OWNERSHIP	OPERATING	\$1,979.65	-	\$0.00	\$1,979.65	1,979.65
HOME	CDHOME	30575	TBRA	OPERATING	\$36,475.90	-	\$0.00	\$36,475.90	36,475.90
HOME	CDHOME	33117	PROJECT HOME MAJOR HOME REPAIR	OPERATING	\$141,243.58	112,290.84	\$28,952.74	\$0.00	-
HOME	CDHOME	33135	STOUGHTON FAMILY HOUSING	OPERATING	\$300,000.00	-	\$0.00	\$300,000.00	300,000.00
HOME	CDHOME	33141	HOMEBUILDING	OPERATING	\$27,500.00	-	\$27,500.00	\$0.00	-
HOME	CDHOME	33141	HOMEBUILDING	OPERATING	\$280,000.00	140,000.00	\$140,000.00	\$0.00	-
HOME	CDHOME	33141	HOMEBUILDING	OPERATING	\$520,000.00	-	\$0.00	\$0.00	520,000.00
HOME	CDHOME	33143	SUGAR CREEK ELEMENTARY SCHOOL	OPERATING	\$330,000.00	-	\$0.00	\$330,000.00	330,000.00
HOME	CDHOME	33148	MORTGAGE REDUCTION	OPERATING	\$218,000.00	218,000.00	\$0.00	\$0.00	-
HOME	CDHOME	33152	AFFORDABLE HOME OWNERSHIP	OPERATING	\$120,000.00	-	\$0.00	\$0.00	120,000.00
HOME	CDHOME	33152	AFFORDABLE HOME OWNERSHIP	OPERATING	\$54,000.00	-	\$0.00	\$0.00	54,000.00
HOME	CDHOME	33160	PRAIRIE CREEK SENIOR APTS & TH	OPERATING	\$600,000.00	-	\$0.00	\$600,000.00	600,000.00
HOME	CDHOME	33161	BROADWAY LOFTS AND TOWNHOMES	OPERATING	\$307,469.00	-	\$0.00	\$307,469.00	307,469.00
HOME	CDHOME	33162	HOMEBUILDING CHDO	OPERATING	\$180,000.00	-	\$0.00	\$180,000.00	180,000.00
HOME	CDHOME	33517	CDBG HOUSING INSPECTOR	OPERATING	\$500.00	400.00	\$5,355.00	(\$5,255.00)	(5,255.00)
HOME	CDHOME	82906	PROGRAM INCOME	OPERATING	(\$30,000.00)	-	(\$140,872.00)	\$110,872.00	110,872.00
HOME	CDHOME	82913	HOME PROGRAM GRANT	OPERATING	(\$3,127,168.13)	-	\$0.00	(\$3,127,168.13)	(3,127,168.13)
County Board	COBOARD	20085	LJAF DATA ANALYSIS EXPENSE	OPERATING	\$840.91	-	\$0.00	\$840.91	840.91
County Board	COBOARD	21315	KASSEL-DANE SISTER TASK FORCE	OPERATING	\$18,581.88	-	\$5,452.64	\$13,129.24	13,129.24
County Board	COBOARD	30390	POLICY/PROGRAM EVALUATION-POS	OPERATING	\$226,512.85	105,593.00	\$9,347.00	\$111,572.85	111,572.85
County Executive	COEXEC	20648	CONFERENCES AND TRAINING	OPERATING	\$30,390.35	-	(\$1,500.00)	\$31,890.35	31,890.35
Cultural Affairs	CULAFF	30017	EVJUE FUND EXPENSE	OPERATING	\$30,000.00	-	\$24,100.00	\$5,900.00	5,900.00
Cultural Affairs	CULAFF	82019	EVJUE FUND REVENUE	OPERATING	(\$30,000.00)	-	(\$30,000.00)	\$0.00	-
District Attorney	DA1STOFF	22089	PUBLIC INFORMATION-OUTREACH	OPERATING	\$33,336.85	-	\$13,300.00	\$20,036.85	20,036.85
District Attorney	DACRIME	22288	ROADMAP TO REDUCNG VIOLENCE EX	OPERATING	\$40,110.00	-	\$38,049.00	\$2,061.00	2,061.00
District Attorney	DACRIME	30111	EMERGENCY FUNDS JAG	OPERATING	\$7,915.56	-	\$8,418.83	(\$503.27)	(503.27)
District Attorney	DACRIME	80165	ROADMAP TO REDUCNG VIOLENCE RV	OPERATING	(\$40,110.00)	-	(\$38,049.00)	(\$2,061.00)	(2,061.00)
District Attorney	DACRIME	80358	CRITICAL INCIDENT REVENUE-CITY	OPERATING	(\$11,878.00)	-	(\$6,629.00)	(\$5,249.00)	(5,249.00)
District Attorney	DACTA	32481	SPS-DOM VIOL - STOP GRANT	OPERATING	\$218,226.71	-	\$45,536.97	\$172,689.74	172,689.74
District Attorney	DACTA	80534	DOMESTIC VIOLENCE GRNT-STOP	OPERATING	(\$218,596.58)	-	(\$20,861.28)	(\$197,735.30)	(197,735.30)

Table 5 - Operating Budget Carryforwards



COUNTY OF DANE  
2024 BUDGET  
OPERATING BUDGET CARRYFORWARDS

DEPARTMENT	ORG	OBJECT	ACCOUNT DESCRIPTION	TYPE	MODIFIED BUDGET	ENCUMBRANCE	ACTUAL	BALANCE	AMOUNT TO BE CARRIED FORWARD
Emergency Management	E MEMRPLN	20270	ACTIVE SHOOTER EXERCISE EXPENS	OPERATING	\$17,065.00	17,065.00	\$0.00	\$0.00	-
Emergency Management	E MEMRPLN	30134	CITY SUN PRAIRIE 2022 EXERCISE	OPERATING	\$16,440.00	-	\$13,278.48	\$3,161.52	3,161.52
Emergency Management	E MEMRPLN	30639	COMPUTER AIDED DISPATCH SUPPRT	OPERATING	\$11,947.60	-	\$746.55	\$11,201.05	11,201.05
Emergency Management	E MEMRPLN	80019	CITY SUN PRAIRIE 2022 EXERCISE	OPERATING	(\$16,440.00)	-	\$0.00	(\$16,440.00)	(16,440.00)
Emergency Management	E MEMRPLN	80147	HAZARD MITIGATION PLANNING	OPERATING	(\$55,500.00)	-	(\$51,881.93)	(\$3,618.07)	(3,618.07)
Emergency Management	E MEMRPLN	80602	ACTIVE SHOOTER EXERCISE GRANT	OPERATING	(\$17,065.00)	-	\$0.00	(\$17,065.00)	(17,065.00)
Emergency Management	E MEMS	21684	NARCAN LEAVE BEHIND INITIATIVE	OPERATING	\$12,500.00	-	\$0.00	\$12,500.00	12,500.00
Emergency Management	E MEMS	22774	VOLUNTEER RECOGNITION	OPERATING	\$4,730.65	-	\$1,095.32	\$3,635.33	3,635.33
Emergency Management	E MEMS	89105	OPERATING TRANSFER IN-OPIATE	OPERATING	\$0.00	-	\$0.00	\$0.00	-
UW Extension	EXTENSN	20076	FTD-FARM SUCCESSION	OPERATING	\$3,674.44	-	\$0.00	\$3,674.44	3,674.44
UW Extension	EXTENSN	20077	FTD-SWEET POTATO PROJECT	OPERATING	\$1,693.00	-	\$0.00	\$1,693.00	1,693.00
UW Extension	EXTENSN	20086	FTD-YOUTH LEADERSHIP AG/FOOD	OPERATING	\$12,680.00	-	\$500.00	\$12,180.00	12,180.00
UW Extension	EXTENSN	21825	ORGANIC CONVERSION PILOT PROG	OPERATING	\$2,000.00	-	\$0.00	\$2,000.00	2,000.00
Library	LIBR	20507	BOOKS & MATERIALS FOR LIB COLL	OPERATING	\$107,525.73	28,375.89	\$44,597.67	\$34,552.17	34,552.17
Land Information Office	LIO	82532	FLY DANE-PARTICIPANT REIMB CAP	OPERATING	(\$75,100.00)	-	\$0.00	(\$75,100.00)	(75,100.00)
Land & Water Resources	LWRADMIN	10097	LTE-FORESTRY	OPERATING	\$81,648.45	-	\$30,776.50	\$50,871.95	50,871.95
Land & Water Resources	LWRADMIN	10105	LTE-INVASIVE SPECIES	OPERATING	(\$1,343.90)	-	\$7,733.00	(\$9,076.90)	(9,076.90)
Land & Water Resources	LWRADMIN	20129	APM & AIS PLANNING	OPERATING	\$17,680.86	-	\$11,150.00	\$6,530.86	6,530.86
Land & Water Resources	LWRADMIN	20142	LMPN GRANT EXPENSE	OPERATING	\$25,666.00	-	\$0.00	\$25,666.00	25,666.00
Land & Water Resources	LWRADMIN	20425	BAYVIEW LAKE/SCIENCE PROGRAM	OPERATING	\$15,300.00	-	\$0.00	\$15,300.00	15,300.00
Land & Water Resources	LWRADMIN	21905	PHOSPHORUS MODELING	OPERATING	\$12,500.00	-	\$0.00	\$12,500.00	12,500.00
Land & Water Resources	LWRADMIN	22847	YAHARA RIV RAINFALL MODEL MTCE	OPERATING	\$35,137.50	-	\$0.00	\$35,137.50	35,137.50
Land & Water Resources	LWRADMIN	30510	CARBON CAPTURE EXPENSE	OPERATING	\$75,000.00	-	\$2,788.19	\$72,211.81	72,211.81
Land & Water Resources	LWRADMIN	32670	UW LAKES STUDY CONTRACT	OPERATING	\$75,000.00	-	\$0.00	\$75,000.00	75,000.00
Land & Water Resources	LWRADMIN	80057	APM & AIS PLANNING REV.	OPERATING	(\$26,023.00)	-	\$0.00	(\$26,023.00)	(26,023.00)
Land & Water Resources	LWRADMIN	80122	CLCW GRANT REVENUE	OPERATING	(\$4,152.00)	-	(\$1,000.00)	(\$3,152.00)	(3,152.00)
Land & Water Resources	LWRADMIN	80164	LMPN GRANT REVENUE	OPERATING	(\$23,446.00)	-	(\$2,130.00)	(\$21,316.00)	(21,316.00)
Land & Water Resources	LWRCONSV	10111	LTE NACD TA GRANT	OPERATING	\$59,451.45	-	\$14,134.00	\$45,317.45	45,317.45
Land & Water Resources	LWRCONSV	20145	SWRM INNOVATION EXPENSE	OPERATING	\$33,800.00	-	\$0.00	\$33,800.00	33,800.00
Land & Water Resources	LWRCONSV	20280	ADAPTIVE MANAGEMENT	OPERATING	\$70,511.40	-	\$17,193.56	\$53,317.84	53,317.84
Land & Water Resources	LWRCONSV	20331	USDA GRAZING COVER CROPS GRANT	OPERATING	\$1,620.30	-	\$0.00	\$1,620.30	1,620.30
Land & Water Resources	LWRCONSV	21381	LAND & WATER RESOURCE C/S	OPERATING	\$271,229.36	-	\$202,052.90	\$69,176.46	69,176.46
Land & Water Resources	LWRCONSV	21503	MATCHING STATE FUNDS	OPERATING	\$18,644.84	-	\$0.00	\$18,644.84	18,644.84
Land & Water Resources	LWRCONSV	21728	NRCS FARM DEMONSTRATION GRANT	OPERATING	\$94,000.00	-	\$6,000.00	\$88,000.00	88,000.00
Land & Water Resources	LWRCONSV	22018	NMFE GRANT EXPENSE	OPERATING	\$15,720.00	-	\$0.00	\$15,720.00	15,720.00
Land & Water Resources	LWRCONSV	22030	WINS EXPENDITURES	OPERATING	\$161,110.00	-	\$42,481.46	\$118,628.54	118,628.54
Land & Water Resources	LWRCONSV	22552	TARGETED RESOURCE	OPERATING	\$208,128.77	-	\$0.00	\$208,128.77	208,128.77
Land & Water Resources	LWRCONSV	80028	USDA GRAZING COVER CROP GRANT	OPERATING	(\$1,619.53)	-	\$0.00	(\$1,619.53)	(1,619.53)
Land & Water Resources	LWRCONSV	80153	NMFE GRANT REVENUE	OPERATING	(\$23,180.00)	-	\$0.00	(\$23,180.00)	(23,180.00)
Land & Water Resources	LWRCONSV	80156	NACD TA GRANT	OPERATING	(\$151,125.00)	-	(\$38,625.00)	(\$112,500.00)	(112,500.00)
Land & Water Resources	LWRCONSV	80184	SWRM INNOVATION	OPERATING	(\$41,800.00)	-	\$0.00	(\$41,800.00)	(41,800.00)
Land & Water Resources	LWRCONSV	81762	TARGETED RESOURCE	OPERATING	(\$225,000.00)	-	\$0.00	(\$225,000.00)	(225,000.00)
Land & Water Resources	LWRCONSV	81770	STATE AID-CONSERVATION PROGRAM	OPERATING	(\$4,918.00)	-	(\$3,282.00)	(\$1,636.00)	(1,636.00)
Land & Water Resources	LWRCONSV	81798	LAND & WATER RESOURCE C/S	OPERATING	(\$294,680.97)	-	(\$205,030.12)	(\$89,650.85)	(89,650.85)
Land & Water Resources	LWRPKOP	10031	FOUNDATION LTE EXPEN	OPERATING	\$18,765.93	-	\$13,160.92	\$5,605.01	5,605.01
Land & Water Resources	LWRPKOP	10076	LTE-PHEASANT BRANCH	OPERATING	\$16,666.95	-	\$9,913.22	\$6,753.73	6,753.73
Land & Water Resources	LWRPKOP	10079	LTE-LAND MANAGEMENT/RESTORATN	OPERATING	\$133,124.08	-	\$142,408.17	(\$9,284.09)	(9,284.09)
Land & Water Resources	LWRPKOP	10092	LTE-CAP SPRINGS	OPERATING	\$14,438.72	-	\$11,058.40	\$3,380.32	3,380.32
Land & Water Resources	LWRPKOP	10096	LTE-PARKS APPRENTICESHIP	OPERATING	\$46,400.00	-	\$0.00	\$46,400.00	46,400.00
Land & Water Resources	LWRPKOP	10103	ASSIST VOLUNTEER COORDINATOR	OPERATING	\$12,715.81	-	\$16,676.98	(\$3,961.17)	(3,961.17)
Land & Water Resources	LWRPKOP	20071	ANDERSON FARM DEVELOPMENT	OPERATING	\$96,125.00	-	\$0.00	\$96,125.00	96,125.00
Land & Water Resources	LWRPKOP	20072	ANDERSON FARM MAINTENANCE	OPERATING	\$0.00	1,045.17	\$3,564.78	(\$4,609.95)	(4,609.95)
Land & Water Resources	LWRPKOP	20121	HABITAT PARTNERSHIP FUND GRANT	OPERATING	\$69,388.44	-	\$0.00	\$69,388.44	69,388.44

Table 5 - Operating Budget Carryforwards

COUNTY OF DANE  
2024 BUDGET  
OPERATING BUDGET CARRYFORWARDS

DEPARTMENT	ORG	OBJECT	ACCOUNT DESCRIPTION	TYPE	MODIFIED BUDGET	ENCUMBRANCE	ACTUAL	BALANCE	AMOUNT TO BE CARRIED FORWARD
Land & Water Resources	LWRPKOP	20130	TURKEY STAMP EXPENSE	OPERATING	\$10,064.00	-	\$7,000.00	\$3,064.00	3,064.00
Land & Water Resources	LWRPKOP	20137	PHEASANT BRANCH RESTORATN EXP	OPERATING	\$82,025.10	-	\$62,490.00	\$19,535.10	19,535.10
Land & Water Resources	LWRPKOP	20254	TIMBER MANAGEMENT EXPENSE	OPERATING	\$305,525.29	5,990.00	\$7,050.00	\$292,485.29	292,485.29
Land & Water Resources	LWRPKOP	20286	MERCHANDISE & EVENT EXPENSE	OPERATING	\$300.00	-	\$0.00	\$300.00	300.00
Land & Water Resources	LWRPKOP	20916	DONALD PARK DEVELOPMENT FUND	OPERATING	\$223.54	-	\$0.00	\$223.54	223.54
Land & Water Resources	LWRPKOP	20918	DOOR CREEK DEVELOPMENT EXPENSE	OPERATING	\$44,370.86	-	\$0.00	\$44,370.86	44,370.86
Land & Water Resources	LWRPKOP	20933	DYRESON BUILDING & GROUNDS EXP	OPERATING	\$8,142.80	-	\$0.00	\$8,142.80	8,142.80
Land & Water Resources	LWRPKOP	21068	FOREST PROTECTION MEASURES	OPERATING	\$35,000.00	9,755.00	\$9,360.77	\$15,884.23	15,884.23
Land & Water Resources	LWRPKOP	21142	HITCHCOCK DONATION EXPENSE	OPERATING	\$4,000.00	-	\$0.00	\$4,000.00	4,000.00
Land & Water Resources	LWRPKOP	21285	INVASIVE SPECIES CONTROL	OPERATING	\$2,450.28	-	\$0.00	\$2,450.28	2,450.28
Land & Water Resources	LWRPKOP	22386	SILVERWOOD MAINTENANCE	OPERATING	\$7,000.00	5,357.65	\$7,092.35	(\$5,450.00)	(5,450.00)
Land & Water Resources	LWRPKOP	22793	WALKING IRON WOLF	OPERATING	\$8,451.34	-	\$0.00	\$8,451.34	8,451.34
Land & Water Resources	LWRPKOP	48013	CRYSTAL LAKE BOAT LAUNCH	OPERATING	\$50,000.00	-	\$0.00	\$50,000.00	50,000.00
Land & Water Resources	LWRPKOP	48676	STEWART LAKE IMPROVEMENT	OPERATING	\$4,115.00	-	\$0.00	\$4,115.00	4,115.00
Land & Water Resources	LWRPKOP	80085	INVASIVE SPECIES CONTROL REV.	OPERATING	\$0.00	-	\$0.00	\$0.00	-
Land & Water Resources	LWRPKOP	80096	HABITAT PARTNERSHIP FUND GRANT	OPERATING	(\$72,605.48)	-	\$0.00	(\$72,605.48)	(72,605.48)
Land & Water Resources	LWRPKOP	80110	ANDERSON FARM DEVELOPMENT	OPERATING	(\$96,125.00)	-	\$0.00	(\$96,125.00)	(96,125.00)
Land & Water Resources	LWRPKOP	80111	ANDERSON FARM MAINTENANCE	OPERATING	\$0.00	-	(\$8,584.75)	\$8,584.75	8,584.75
Land & Water Resources	LWRPKOP	81018	TURKEY STAMP GRANT	OPERATING	(\$7,000.00)	-	(\$7,000.00)	\$0.00	-
Land & Water Resources	LWRPKOP	84308	SILVERWOOD REVENUE	OPERATING	(\$14,000.00)	-	\$0.00	(\$14,000.00)	(14,000.00)
Land & Water Resources	LWRPKOP	84309	WALKING IRON RESTORATION	OPERATING	(\$100.00)	-	\$0.00	(\$100.00)	(100.00)
Land & Water Resources	LWRPKOP	84916	MADISON FISHING EXPO DONATION	OPERATING	\$0.00	-	\$0.00	\$0.00	-
Land & Water Resources	LWRPKOP	84917	TIMBER MANAGEMENT REVENUE	OPERATING	(\$157,876.00)	-	(\$37,490.00)	(\$120,386.00)	(120,386.00)
Land & Water Resources	LWRPKOP	84919	ATC EASEMENT REVENUE	OPERATING	(\$22,000.00)	-	\$0.00	(\$22,000.00)	(22,000.00)
Miscellaneous Criminal Justice	MCJLAWCL	30625	COMMUNITY JUST CTR NEEDS ASSESS	OPERATING	\$13,947.01	-	\$0.00	\$13,947.01	13,947.01
Miscellaneous Criminal Justice	MCJLAWCL	30740	CRIMINAL JUSTICE STRESS TEST	OPERATING	\$14,796.92	-	\$0.00	\$14,796.92	14,796.92
Miscellaneous Criminal Justice	MCJLAWCL	80601	ARNOLD FOUNDATION SUPPORT	OPERATING	(\$18,359.00)	-	(\$18,359.00)	\$0.00	-
Office of Criminal Justice Reform	OCJR	20626	COMMUNITY COURT GRANT EXPENSE	OPERATING	\$145,547.00	28,700.00	\$7,500.00	\$109,347.00	109,347.00
Office of Criminal Justice Reform	OCJR	80093	COMMUNITY COURT GRANT REVENUE	OPERATING	(\$250,747.00)	-	\$0.00	(\$250,747.00)	(250,747.00)
Office of Energy & Climate Control	OECC	30186	SLIPSTREAM POS-DOE GRANT	OPERATING	\$80,730.43	69,638.12	\$11,092.31	\$0.00	-
Office of Energy & Climate Control	OECC	30187	CITY OF MADISON POS- DOE GRANT	OPERATING	\$39,049.00	-	\$0.00	\$39,049.00	39,049.00
Office of Energy & Climate Control	OECC	30283	CLIMATE CHANGE MODELING	OPERATING	\$23,911.97	-	\$3,500.00	\$20,411.97	20,411.97
Office of Energy & Climate Control	OECC	30284	CLIMATE GRANT FUND PGM	OPERATING	\$45,415.93	-	\$0.00	\$45,415.93	45,415.93
Office of Energy & Climate Control	OECC	80187	DOE GRANT REVENUE	OPERATING	(\$121,373.42)	-	(\$9,935.79)	(\$111,437.63)	(111,437.63)
Office of Energy & Climate Control	OECC	82970	MISCELLANEOUS GENERAL REVENUE	OPERATING	(\$5,000.00)	-	(\$3,500.00)	(\$1,500.00)	(1,500.00)
Office of Equity & Inclusion	OEI	20089	MMSD DRIVERS LICENSE PILOT	OPERATING	\$50,368.00	50,368.00	\$0.00	\$0.00	-
Office of Equity & Inclusion	OEI	20147	PIE - FOOD	OPERATING	\$20,000.00	-	\$16,000.00	\$4,000.00	4,000.00
Office of Equity & Inclusion	OEI	20274	ADA ACTIVITIES	OPERATING	\$34,065.10	37,228.99	(\$707.55)	(\$2,456.34)	(2,456.34)
Office of Equity & Inclusion	OEI	20648	CONFERENCES AND TRAINING	OPERATING	\$3,650.00	-	\$300.00	\$3,350.00	3,350.00
Office of Equity & Inclusion	OEI	20920	DRIVER LICENSE SCHOLARSHIP FND	OPERATING	\$57,085.12	43,710.00	\$990.00	\$12,385.12	12,385.12
Office of Equity & Inclusion	OEI	20979	EQUITY OFFICE OUTREACH	OPERATING	\$18,021.78	-	\$10,166.11	\$7,855.67	7,855.67
Office of Equity & Inclusion	OEI	21313	KAREN BRICKNER MEMORIAL FUND	OPERATING	\$400.00	-	\$0.00	\$400.00	400.00
Office of Equity & Inclusion	OEI	21628	MINORITY BUSINESS ENHANCE MEMB	OPERATING	\$29,625.00	-	\$7,500.00	\$22,125.00	22,125.00
Office of Equity & Inclusion	OEI	21760	OFS DRIVERS LICENSE PROGRAM	OPERATING	\$50,962.77	4,109.96	\$46,852.81	\$0.00	-
Office of Equity & Inclusion	OEI	21855	PARTNERS IN EQUITY	OPERATING	\$128,776.00	6,003.00	\$65,000.00	\$57,773.00	57,773.00
Office of Equity & Inclusion	OEI	22163	RECRUITMENT INITIATIVES	OPERATING	\$9,308.04	-	\$200.00	\$9,108.04	9,108.04
Office of Equity & Inclusion	OEI	22389	SIMPSON ST FREE PRESS INTERNS	OPERATING	\$27,374.00	13,687.00	\$13,687.00	\$0.00	-
Office of Equity & Inclusion	OEI	22646	TRAVEL EXPENSE	OPERATING	\$13,178.73	-	\$359.62	\$12,819.11	12,819.11
Office of Equity & Inclusion	OEI	22797	WIC COMMITTEE EXPENSES	OPERATING	\$400.00	-	\$0.00	\$400.00	400.00
Office of Equity & Inclusion	OEI	30419	BARRIERS INITIATIVE - LEGAL	OPERATING	\$50,060.00	11,085.80	\$29,974.20	\$9,000.00	9,000.00
Office of Equity & Inclusion	OEI	30285	PROMISE SCHOOL PGM	OPERATING	\$9,125.00	-	\$9,125.00	\$0.00	-
Office of Equity & Inclusion	OEI	30420	BARRIERS INITIATIVE - URBAN	OPERATING	\$5,000.00	5,000.00	\$0.00	\$0.00	-
Office of Equity & Inclusion	OEI	31965	POS-BOYS & GIRLS CLUBS INTERN	OPERATING	\$22,972.98	11,840.54	\$11,132.44	\$0.00	-

Table 5 - Operating Budget Carryforwards

COUNTY OF DANE  
2024 BUDGET  
OPERATING BUDGET CARRYFORWARDS

DEPARTMENT	ORG	OBJECT	ACCOUNT DESCRIPTION	TYPE	MODIFIED BUDGET	ENCUMBRANCE	ACTUAL	BALANCE	AMOUNT TO BE CARRIED FORWARD
Planning & Development	PDPLNDIV	10072	LIMITED TERM EMPLOYEES	OPERATING	\$62,760.00	-	\$5,471.52	\$57,288.48	57,288.48
Planning & Development	PDPLNDIV	10108	SOCIAL SECURITY	OPERATING	\$54,940.00	-	\$26,924.22	\$28,015.78	28,015.78
Planning & Development	PDPLNDIV	20006	BROADBAND EQUITY ACCESS DEPLOY	OPERATING	\$20,171.15	-	\$0.00	\$20,171.15	20,171.15
Planning & Development	PDPLNDIV	20245	ACP GRANT EXPENSE	OPERATING	\$40,900.00	-	\$0.00	\$40,900.00	40,900.00
Planning & Development	PDPLNDIV	30445	BROADBAND PLANNING ASSESSMENT	OPERATING	\$326,836.00	105,565.00	\$221,271.00	\$0.00	-
Planning & Development	PDPLNDIV	30635	COMPREHENSVE PLANNING OUTREACH	OPERATING	\$3,818.43	-	\$0.00	\$3,818.43	3,818.43
Planning & Development	PDPLNDIV	32210	REGIONAL HOUSING STRATEGY PROJ	OPERATING	\$291,940.09	59,494.59	\$232,445.50	\$0.00	-
Planning & Development	PDPLNDIV	80003	BROADBAND EQUITY ACCESS DEPLOY	OPERATING	(\$20,171.15)	-	\$0.00	(\$20,171.15)	(20,171.15)
Planning & Development	PDPLNDIV	81367	ARP REVENUE	OPERATING	(\$439,836.00)	-	(\$108,326.00)	(\$331,510.00)	(331,510.00)
Planning & Development	PDPLNDIV	81596	ACP GRANT REVENUE	OPERATING	(\$86,500.00)	-	\$0.00	(\$86,500.00)	(86,500.00)
Public Safety Communications	PSC	21740	OEC GRANT EXPENSE	OPERATING	\$81,155.00	-	\$6,875.00	\$74,280.00	74,280.00
Public Safety Communications	PSC	80010	OEC GRANT REVENUE-OPERATING	OPERATING	(\$64,924.00)	-	\$0.00	(\$64,924.00)	(64,924.00)
Sheriff	SHRFADM	21402	LEA SAFER COMMUNITIES GRANT EX	OPERATING	\$335,683.00	-	\$0.00	\$2.11	335,683.00
Sheriff	SHRFADM	22151	RANGE & MUNITIONS EXPENSE	OPERATING	\$223,713.77	4,650.00	\$164,120.53	\$54,943.24	54,943.24
Sheriff	SHRFADM	80016	LEA SAFER COMMUNITIES GRANT RV	OPERATING	(\$335,683.00)	-	\$0.00	(\$335,683.00)	(335,683.00)
Sheriff	SHRFFLD	10036	OVERTIME-BOAT PATROL	OPERATING	\$23,800.00	-	\$26,089.39	(\$2,289.39)	(2,289.39)
Sheriff	SHRFFLD	10053	OVERTIME-SATURATION/BLNKT PTRL	OPERATING	\$70,000.00	-	\$46,258.11	\$23,741.89	23,741.89
Sheriff	SHRFFLD	10054	OVERTIME -DCNTF HEROIN INITIAT	OPERATING	\$31,673.93	-	\$3,068.33	\$28,605.60	28,605.60
Sheriff	SHRFFLD	10059	OT-PROJECT SAFE NEIGHBORHOOD	OPERATING	\$41,350.46	-	\$0.00	\$41,350.46	41,350.46
Sheriff	SHRFFLD	10061	OVERTIME-RURAL SAFETY BELT	OPERATING	\$34,000.00	-	\$23,774.12	\$10,225.88	10,225.88
Sheriff	SHRFFLD	10063	OVERTIME-HIDTA GRANT	OPERATING	\$51,520.93	-	\$14,435.88	\$37,085.05	37,085.05
Sheriff	SHRFFLD	10066	OVERTIME-SPEEDWAVES	OPERATING	\$50,900.00	-	\$26,042.51	\$24,857.49	24,857.49
Sheriff	SHRFFLD	10128	OVERTIME-DCNTF METH INITIATIVE	OPERATING	\$7,463.72	-	\$0.00	\$7,463.72	7,463.72
Sheriff	SHRFFLD	20106	DCNTF DRUG TRAFFICKING SUPPLIE	OPERATING	\$0.00	-	\$0.00	\$0.00	-
Sheriff	SHRFFLD	20135	TRT TRAINING GRANT EXP	OPERATING	\$0.00	-	\$0.00	\$0.00	-
Sheriff	SHRFFLD	20143	HDU BREACHING TRAINING EXP	OPERATING	\$0.00	-	\$0.00	\$0.00	-
Sheriff	SHRFFLD	22465	SPECIALTY TEAMS EQUIPMENT	OPERATING	\$37,183.00	490.00	\$17,629.80	\$19,063.20	19,063.20
Sheriff	SHRFFLD	30253	ALCOHOL ENFORCEMENT POS	OPERATING	\$100,000.00	-	\$62,318.59	\$37,681.41	37,681.41
Sheriff	SHRFFLD	30272	SEATBELT ENFORCEMENT POS	OPERATING	\$57,500.00	-	\$47,839.53	\$9,660.47	9,660.47
Sheriff	SHRFFLD	30647	CRISIS RESPONSE SUPPLEMENT PRG	OPERATING	\$250,000.00	-	\$0.00	\$250,000.00	250,000.00
Sheriff	SHRFFLD	31946	POS-PROJECT SAFE NEIGHBORHOOD	OPERATING	\$19,828.33	-	\$3,894.98	\$15,933.35	15,933.35
Sheriff	SHRFFLD	47231	DCNTF DRUG TRAFFICKING EQUIP	OPERATING	\$240.00	-	\$0.00	\$240.00	240.00
Sheriff	SHRFFLD	80023	DCNTF METH INITIATIVE REV	OPERATING	(\$5,000.00)	-	\$0.00	(\$5,000.00)	(5,000.00)
Sheriff	SHRFFLD	80064	IMPAIRED DRIVER GRANT REVENUE	OPERATING	(\$199,980.00)	-	(\$99,609.85)	(\$100,370.15)	(100,370.15)
Sheriff	SHRFFLD	80124	HOMELAND SECURITY ALERT GRANT	OPERATING	(\$2,106.41)	-	\$0.00	(\$2,106.41)	(2,106.41)
Sheriff	SHRFFLD	80146	HDU BREACHING TRAINING REV	OPERATING	\$0.00	-	\$0.00	\$0.00	-
Sheriff	SHRFFLD	80183	FLEX-LANE BELTLINE REVENUE	OPERATING	(\$10,598.85)	-	\$0.00	(\$10,598.85)	(10,598.85)
Sheriff	SHRFFLD	80209	TRT TRAINING GRANT REV	OPERATING	\$0.00	-	\$0.00	\$0.00	-
Sheriff	SHRFFLD	80516	ALCOHOL GRANT REVENUE	OPERATING	\$0.00	-	\$0.00	\$0.00	-
Sheriff	SHRFFLD	80527	DRUG ENFORCEMENT GRANT	OPERATING	(\$132,211.00)	-	(\$54,070.00)	(\$78,141.00)	(78,141.00)
Sheriff	SHRFFLD	80540	BOAT PATROL	OPERATING	(\$174,400.00)	-	\$11,114.85	(\$185,514.85)	(185,514.85)
Sheriff	SHRFFLD	80547	FREEWAY SERVICE PATROL	OPERATING	(\$372,699.36)	-	(\$107,762.04)	(\$264,937.32)	(264,937.32)
Sheriff	SHRFFLD	80576	INTER-AGENCY REVENUE	OPERATING	(\$25,000.00)	-	(\$18,730.47)	(\$6,269.53)	(6,269.53)
Sheriff	SHRFFLD	80673	SPEED TASK FORCE REVENUE	OPERATING	(\$125,000.00)	-	(\$23,762.51)	(\$101,237.49)	(101,237.49)
Sheriff	SHRFFLD	80718	RURAL SAFETY BELT REVENUE	OPERATING	(\$115,000.00)	-	(\$51,424.80)	(\$63,575.20)	(63,575.20)
Sheriff	SHRFFLD	80721	EXPLSVE ORDNANCE DISPOSAL TEAM	OPERATING	(\$13,329.00)	-	(\$13,179.00)	(\$150.00)	(150.00)
Sheriff	SHRFFLD	80725	TACTICAL RESPONSE TEAM EQP REV	OPERATING	(\$7,374.00)	-	\$0.00	(\$7,374.00)	(7,374.00)
Sheriff	SHRFFLD	80726	DRUG ENFORCEMENT HIDTA GRANT	OPERATING	(\$135,000.00)	-	(\$69,682.38)	(\$65,317.62)	(65,317.62)
Sheriff	SHRFFLD	80728	TRT GRANT REVENUE	OPERATING	(\$16,000.00)	-	(\$3,499.98)	(\$12,500.02)	(12,500.02)
Sheriff	SHRFFLD	81181	OJA-PROJ SAFE NEIGHBORHOODS	OPERATING	(\$50,881.36)	-	(\$1,356.70)	(\$49,524.66)	(49,524.66)
Sheriff	SHRFFLD	81568	DCNTF HEROIN INITIATIVE REV	OPERATING	(\$13,220.02)	-	(\$15,937.82)	\$2,717.80	2,717.80
Sheriff	SHRFFLD	82014	WEM GRANT EQUIPMENT	OPERATING	(\$42,100.00)	-	\$0.00	(\$42,100.00)	(42,100.00)
Sheriff	SHRFFLD	85021	DCNTF DRUG TRAFFICKING REV	OPERATING	\$0.00	-	\$0.00	\$0.00	-

Table 5 - Operating Budget Carryforwards

COUNTY OF DANE  
2024 BUDGET  
OPERATING BUDGET CARRYFORWARDS

DEPARTMENT	ORG	OBJECT	ACCOUNT DESCRIPTION	TYPE	MODIFIED BUDGET	ENCUMBRANCE	ACTUAL	BALANCE	AMOUNT TO BE CARRIED FORWARD
Sheriff	SHRFSUP	20279	JUSTICE ASSISTANCE GRANT SUPPL	OPERATING	\$0.00	-	\$7,286.89	(\$7,286.89)	(7,286.89)
Sheriff	SHRFSUP	82970	MISCELLANEOUS GENERAL REVENUE	OPERATING	\$0.00	-	(\$1,102.08)	\$1,102.08	1,102.08
Sheriff	SHRFSUP	83139	JUSTICE ASSISTANCE GRANT REV.	OPERATING	\$0.00	-	(\$7,286.89)	\$7,286.89	7,286.89
Sheriff	SHRFTC	22554	TARGETS AND RELATED SUPPLIES	OPERATING	\$50,108.85	-	\$24,713.68	\$25,395.17	25,395.17
Waste & Renewables	SWCLEAN	31137	HAZARDOUS WASTE DISPOSAL COSTS	OPERATING	\$316,790.35	198,588.30	\$160,873.70	(\$42,671.65)	(42,671.65)
Waste & Renewables	SWMETHGO	22400	SITE 1 OPERATION-MAJOR REPAIRS	OPERATING	\$162,481.33	22,359.28	\$26,593.99	\$113,528.06	113,528.06
Waste & Renewables	SWMETHGO	22440	SITE 2 RNG MAJOR REPAIRS	OPERATING	\$346,317.29	66,063.69	\$122,485.61	\$157,767.99	157,767.99
Waste & Renewables	SWRODFLD	20560	CLEAN AIR COALITION PENALTY	OPERATING	\$50,000.00	-	\$0.00	\$50,000.00	50,000.00

Table 5 - Operating Budget Carryforwards

**DANE COUNTY, WISCONSIN**  
**2024 PRINCIPAL AND INTEREST PAYMENT SCHEDULE**

YEAR OF MATURITY	2012 General Obligation Bonds Series 2012C \$9,225,000 @ 2.6483%		2013 General Obligation Bonds Series 2013A \$19,835,000 @ 3.8076%		2014 General Obligation Notes Series 2014A \$35,075,000 @ 1.9597%		2014 General Obligation Bonds Series 2014B \$28,455,000 @ 3.2039074%		2015 General Obligation Notes Series 2015A \$43,085,000 @ 2.048229%	
	PRINCIPAL	INTEREST	PRINCIPAL	INTEREST	PRINCIPAL	INTEREST	PRINCIPAL	INTEREST	PRINCIPAL	INTEREST
2024	\$465,000.00	\$135,075.00	\$980,000.00	\$444,416.26	\$2,975,000.00	\$39,046.88	\$1,390,000.00	\$557,868.76	\$3,770,000.00	\$173,100.00
2025	\$480,000.00	\$120,900.00	\$1,015,000.00	\$410,116.26			\$1,435,000.00	\$515,493.76	\$3,885,000.00	\$58,275.00
2026	\$495,000.00	\$106,275.00	\$1,055,000.00	\$372,572.51			\$1,475,000.00	\$471,843.76		
2027	\$505,000.00	\$91,275.00	\$1,095,000.00	\$332,260.01			\$1,520,000.00	\$426,918.76		
2028	\$520,000.00	\$75,900.00	\$1,135,000.00	\$289,028.76			\$1,570,000.00	\$380,568.76		
2029	\$540,000.00	\$60,000.00	\$1,185,000.00	\$242,628.76			\$1,615,000.00	\$331,784.39		
2030	\$560,000.00	\$43,500.00	\$1,230,000.00	\$194,328.76			\$1,675,000.00	\$279,331.27		
2031	\$575,000.00	\$26,475.00	\$1,285,000.00	\$143,225.63			\$1,730,000.00	\$222,918.76		
2032	\$595,000.00	\$8,925.00	\$1,335,000.00	\$88,353.75			\$1,780,000.00	\$162,575.00		
2033			\$1,395,000.00	\$29,992.50			\$1,840,000.00	\$99,225.00		
2034							\$1,915,000.00	\$33,512.50		
2035										
2036										
2037										
2038										
2039										
2040										
2041										
2042										
2043										
<b>TOTALS</b>	<b>\$4,735,000.00</b>	<b>\$668,325.00</b>	<b>\$11,710,000.00</b>	<b>\$2,546,923.20</b>	<b>\$2,975,000.00</b>	<b>\$39,046.88</b>	<b>\$17,945,000.00</b>	<b>\$3,482,040.72</b>	<b>\$7,655,000.00</b>	<b>\$231,375.00</b>

YEAR OF MATURITY	2015 General Obligation Bonds Series 2015B \$40,960,000 @ 2.71625%		2016 General Obligation Notes Series 2016A \$28,865,000 @ 1.3884%		2016 General Obligation Bonds Series 2016B \$1,935,000 @ 2.3719%		2017 General Obligation Notes Series 2017A \$59,765,000.00		2017 General Obligation Bonds Series 2017B \$8,860,000.00	
	PRINCIPAL	INTEREST	PRINCIPAL	INTEREST	PRINCIPAL	INTEREST	PRINCIPAL	INTEREST	PRINCIPAL	INTEREST
2024	\$2,790,000.00	\$689,356.00	\$1,960,000.00	\$100,400.00	\$90,000.00	\$31,275.00	\$5,300,000.00	\$527,075.00	\$545,000.00	\$173,050.00
2025	\$2,880,000.00	\$604,306.00	\$2,000,000.00	\$60,800.00	\$95,000.00	\$29,425.00	\$5,490,000.00	\$338,725.00	\$570,000.00	\$153,475.00
2026	\$2,975,000.00	\$516,481.00	\$2,040,000.00	\$20,400.00	\$95,000.00	\$27,525.00	\$5,625,000.00	\$200,125.00	\$595,000.00	\$130,175.00
2027	\$3,070,000.00	\$425,806.00			\$95,000.00	\$25,625.00	\$5,755,000.00	\$71,938.00	\$620,000.00	\$105,875.00
2028	\$1,975,000.00	\$347,663.00			\$100,000.00	\$23,675.00			\$635,000.00	\$87,125.00
2029	\$1,170,000.00	\$296,556.00			\$100,000.00	\$21,825.00			\$650,000.00	\$73,483.00
2030	\$1,205,000.00	\$257,963.00			\$105,000.00	\$19,393.75			\$670,000.00	\$56,100.00
2031	\$1,250,000.00	\$216,506.00			\$105,000.00	\$16,847.50			\$200,000.00	\$43,050.00
2032	\$1,295,000.00	\$171,969.00			\$110,000.00	\$14,052.50			\$205,000.00	\$36,975.00
2033	\$1,340,000.00	\$125,856.00			\$110,000.00	\$11,192.50			\$210,000.00	\$30,750.00
2034	\$1,385,000.00	\$77,303.00			\$115,000.00	\$8,181.25			\$220,000.00	\$24,300.00
2035	\$1,440,000.00	\$26,100.00			\$120,000.00	\$4,950.00			\$225,000.00	\$17,625.00
2036					\$120,000.00	\$1,650.00			\$235,000.00	\$10,725.00
2037									\$240,000.00	\$3,600.00
2038										
2039										
2040										
2041										
2042										
2043										
<b>TOTALS</b>	<b>\$22,775,000.00</b>	<b>\$3,755,865.00</b>	<b>\$6,000,000.00</b>	<b>\$181,600.00</b>	<b>\$1,360,000.00</b>	<b>\$235,417.50</b>	<b>\$22,170,000.00</b>	<b>\$1,137,863.00</b>	<b>\$5,820,000.00</b>	<b>\$946,288.00</b>

**DANE COUNTY, WISCONSIN**  
**2024 PRINCIPAL AND INTEREST PAYMENT SCHEDULE**

YEAR OF MATURITY	2017 General Obligation Taxable Notes Series 2017C		2018 General Obligation Notes Series 2018A \$48,450,000 @ 2.483%		2018 General Obligation Bonds Series 2018B \$4,865,000 @ 3.2285%		2018 General Obligation Notes Series 2018C \$11,860,000 @ 3.2355%		2019 General Obligation Notes Series 2019A \$56,120,000 @ 1.4685%	
	PRINCIPAL	INTEREST	PRINCIPAL	INTEREST	PRINCIPAL	INTEREST	PRINCIPAL	INTEREST	PRINCIPAL	INTEREST
2024	\$1,540,000.00	\$153,130.00	\$4,240,000.00	\$661,350.00	\$195,000.00	\$137,625.00	\$1,205,000.00	\$191,565.00	\$6,140,000.00	\$554,200.00
2025	\$1,590,000.00	\$103,250.00	\$4,395,000.00	\$509,850.00	\$205,000.00	\$127,625.00	\$1,240,000.00	\$153,048.00	\$4,735,000.00	\$445,450.00
2026	\$1,630,000.00	\$63,795.00	\$4,550,000.00	\$353,700.00	\$215,000.00	\$117,125.00	\$1,280,000.00	\$112,088.00	\$4,830,000.00	\$349,800.00
2027	\$1,670,000.00	\$21,710.00	\$4,685,000.00	\$215,175.00	\$225,000.00	\$107,250.00	\$1,325,000.00	\$68,774.00	\$4,925,000.00	\$252,250.00
2028			\$4,830,000.00	\$72,450.00	\$235,000.00	\$98,050.00	\$1,370,000.00	\$23,290.00	\$5,025,000.00	\$152,750.00
2029					\$240,000.00	\$89,750.00			\$5,125,000.00	\$51,250.00
2030					\$250,000.00	\$82,400.00				
2031					\$260,000.00	\$74,425.00				
2032					\$265,000.00	\$65,894.00				
2033					\$275,000.00	\$57,119.00				
2034					\$285,000.00	\$47,841.00				
2035					\$295,000.00	\$38,053.00				
2036					\$305,000.00	\$27,738.00				
2037					\$315,000.00	\$16,888.00				
2038					\$325,000.00	\$5,688.00				
2039										
2040										
2041										
2042										
2043										
<b>TOTALS</b>	<b>\$6,430,000.00</b>	<b>\$341,865.00</b>	<b>\$22,700,000.00</b>	<b>\$1,812,525.00</b>	<b>\$3,690,000.00</b>	<b>\$1,093,471.00</b>	<b>\$6,420,000.00</b>	<b>\$548,765.00</b>	<b>\$30,780,000.00</b>	<b>\$1,805,700.00</b>

YEAR OF MATURITY	2019 General Obligation Bonds Series 2019B \$20,995,000 @ 2.1688%		2019 General Obligation Airport Notes Series 2019C \$5,510,000 @ 1.6144%		2019 General Obligation Bonds Series 2019D \$34,395,000 @ 1.3544%		2020 General Obligation Notes Series 2020A \$45,855,000.00		2020 General Obligation Bonds Series 2020B \$9,020,000.00	
	PRINCIPAL	INTEREST	PRINCIPAL	INTEREST	PRINCIPAL	INTEREST	PRINCIPAL	INTEREST	PRINCIPAL	INTEREST
2024	\$870,000.00	\$430,719.00	\$1,145,000.00	\$8,588.00	\$3,335,000.00	\$211,825.00	\$5,050,000.00	\$510,600.00	\$390,000.00	\$135,037.50
2025	\$885,000.00	\$413,169.00			\$3,110,000.00	\$130,700.00	\$5,135,000.00	\$408,750.00	\$400,000.00	\$127,137.50
2026	\$910,000.00	\$390,669.00			\$1,845,000.00	\$81,150.00	\$3,440,000.00	\$323,000.00	\$405,000.00	\$119,087.50
2027	\$935,000.00	\$362,994.00			\$995,000.00	\$52,750.00	\$3,505,000.00	\$253,550.00	\$415,000.00	\$110,887.50
2028	\$965,000.00	\$334,494.00			\$1,020,000.00	\$32,600.00	\$3,575,000.00	\$182,750.00	\$420,000.00	\$102,537.50
2029	\$995,000.00	\$305,094.00			\$1,040,000.00	\$12,000.00	\$3,645,000.00	\$110,550.00	\$430,000.00	\$94,037.50
2030	\$1,025,000.00	\$274,794.00			\$40,000.00	\$1,200.00	\$3,705,000.00	\$37,050.00	\$440,000.00	\$85,337.50
2031	\$1,055,000.00	\$243,594.00			\$40,000.00	\$400.00			\$450,000.00	\$76,437.50
2032	\$1,085,000.00	\$216,241.00							\$455,000.00	\$68,809.38
2033	\$1,110,000.00	\$192,225.00							\$465,000.00	\$62,484.38
2034	\$1,135,000.00	\$166,259.00							\$470,000.00	\$55,762.50
2035	\$1,160,000.00	\$139,006.00							\$475,000.00	\$48,378.13
2036	\$1,190,000.00	\$110,356.00							\$485,000.00	\$40,578.13
2037	\$1,220,000.00	\$80,231.00							\$490,000.00	\$32,350.00
2038	\$1,250,000.00	\$49,356.00							\$500,000.00	\$23,687.50
2039	\$1,285,000.00	\$16,866.00							\$510,000.00	\$14,531.25
2040									\$520,000.00	\$4,875.00
2041										
2042										
2043										
<b>TOTALS</b>	<b>\$17,075,000.00</b>	<b>\$3,726,067.00</b>	<b>\$1,145,000.00</b>	<b>\$8,588.00</b>	<b>\$11,425,000.00</b>	<b>\$522,625.00</b>	<b>\$28,055,000.00</b>	<b>\$1,826,250.00</b>	<b>\$7,720,000.00</b>	<b>\$1,201,956.27</b>

**DANE COUNTY, WISCONSIN  
2024 PRINCIPAL AND INTEREST PAYMENT SCHEDULE**

YEAR OF MATURITY	2020 General Obligation Notes Series 2020C \$16,980,000.00		2021 General Obligation Notes Series 2021A \$43,010,000.00		2021 General Obligation Bonds Series 2021B \$15,040,000.00		2021 General Obligation Notes Series 2021C \$12,090,000.00		2022 General Obligation Notes Series 2022A \$75,670,000.00	
	PRINCIPAL	INTEREST	PRINCIPAL	INTEREST	PRINCIPAL	INTEREST	PRINCIPAL	INTEREST	PRINCIPAL	INTEREST
2024	\$1,820,000.00	\$90,077.50	\$5,700,000.00	\$428,050.00	\$635,000.00	\$252,900.00	\$1,230,000.00	\$99,763.00	\$8,815,000.00	\$2,640,750.00
2025	\$1,825,000.00	\$81,418.75	\$4,700,000.00	\$350,050.00	\$645,000.00	\$240,100.00	\$1,240,000.00	\$92,348.00	\$7,685,000.00	\$2,310,750.00
2026	\$1,560,000.00	\$70,940.00	\$4,760,000.00	\$291,000.00	\$655,000.00	\$230,375.00	\$1,250,000.00	\$83,008.00	\$8,000,000.00	\$1,997,050.00
2027	\$1,570,000.00	\$58,807.00	\$3,035,000.00	\$244,438.00	\$670,000.00	\$220,400.00	\$1,160,000.00	\$71,918.00	\$8,325,000.00	\$1,670,550.00
2028	\$1,585,000.00	\$44,210.00	\$3,095,000.00	\$182,988.00	\$680,000.00	\$206,900.00	\$1,170,000.00	\$58,808.00	\$5,965,000.00	\$1,354,925.00
2029	\$1,605,000.00	\$27,457.50	\$3,160,000.00	\$120,600.00	\$695,000.00	\$193,150.00	\$1,185,000.00	\$44,085.00	\$6,270,000.00	\$1,049,050.00
2030	\$1,620,000.00	\$9,315.00	\$3,205,000.00	\$72,863.00	\$710,000.00	\$179,100.00	\$1,205,000.00	\$27,646.00	\$6,590,000.00	\$727,550.00
2031			\$3,255,000.00	\$24,413.00	\$720,000.00	\$166,600.00	\$1,220,000.00	\$9,455.00	\$6,895,000.00	\$424,900.00
2032					\$735,000.00	\$153,850.00			\$7,175,000.00	\$143,500.00
2033					\$750,000.00	\$139,000.00				
2034					\$765,000.00	\$123,850.00				
2035					\$780,000.00	\$108,400.00				
2036					\$795,000.00	\$92,650.00				
2037					\$810,000.00	\$76,600.00				
2038					\$830,000.00	\$60,200.00				
2039					\$845,000.00	\$43,450.00				
2040					\$865,000.00	\$26,350.00				
2041					\$885,000.00	\$8,850.00				
2042										
2043										
<b>TOTALS</b>	<b>\$11,585,000.00</b>	<b>\$382,225.75</b>	<b>\$30,910,000.00</b>	<b>\$1,714,402.00</b>	<b>\$13,470,000.00</b>	<b>\$2,522,725.00</b>	<b>\$9,660,000.00</b>	<b>\$487,031.00</b>	<b>\$65,720,000.00</b>	<b>\$12,319,025.00</b>

YEAR OF MATURITY	2022 General Obligation Bonds Series 2022B \$8,445,000.00		2022 General Obligation Notes Series 2022C \$14,415,000.00		2022 General Obligation Bonds 2022D \$46,565,000.00		2023 General Obligation Notes 2023A		2023 General Obligation Bonds 2023B	
	PRINCIPAL	INTEREST	PRINCIPAL	INTEREST	PRINCIPAL	INTEREST	PRINCIPAL	INTEREST	PRINCIPAL	INTEREST
2024	\$265,000.00	\$341,243.76	\$1,340,000.00	\$496,795.00	\$4,845,000.00	\$2,077,800.00	\$8,670,000.00	\$3,302,726.00	\$3,475,000.00	\$7,621,336.00
2025	\$275,000.00	\$327,743.76	\$1,395,000.00	\$441,795.00	\$4,370,000.00	\$1,893,500.00	\$6,730,000.00	\$2,443,950.00	\$4,720,000.00	\$6,374,931.00
2026	\$285,000.00	\$313,743.76	\$1,450,000.00	\$384,695.00	\$4,575,000.00	\$1,691,725.00	\$6,630,000.00	\$2,109,950.00	\$4,990,000.00	\$6,108,581.00
2027	\$300,000.00	\$299,118.76	\$1,515,000.00	\$325,195.00	\$4,810,000.00	\$1,457,100.00	\$6,965,000.00	\$1,770,075.00	\$5,240,000.00	\$5,852,831.00
2028	\$320,000.00	\$283,618.76	\$1,380,000.00	\$267,195.00	\$5,055,000.00	\$1,210,475.00	\$7,325,000.00	\$1,412,825.00	\$5,515,000.00	\$5,583,956.00
2029	\$335,000.00	\$267,243.76	\$1,435,000.00	\$210,795.00	\$5,315,000.00	\$951,225.00	\$5,125,000.00	\$1,101,575.00	\$5,820,000.00	\$5,271,481.00
2030	\$350,000.00	\$250,118.76	\$1,490,000.00	\$153,216.25	\$5,585,000.00	\$678,725.00	\$5,385,000.00	\$838,825.00	\$6,120,000.00	\$4,974,481.00
2031	\$370,000.00	\$232,118.76	\$1,550,000.00	\$94,115.00	\$5,870,000.00	\$392,350.00	\$5,635,000.00	\$591,500.00	\$6,370,000.00	\$4,724,681.00
2032	\$390,000.00	\$213,118.76	\$1,615,000.00	\$31,896.25	\$6,140,000.00	\$122,800.00	\$5,865,000.00	\$361,500.00	\$6,630,000.00	\$4,464,681.00
2033	\$410,000.00	\$193,118.76					\$6,105,000.00	\$122,100.00	\$6,935,000.00	\$4,158,706.00
2034	\$430,000.00	\$172,118.76							\$7,290,000.00	\$3,803,081.00
2035	\$450,000.00	\$153,212.51							\$7,665,000.00	\$3,429,206.00
2036	\$465,000.00	\$136,337.51							\$8,060,000.00	\$3,036,081.00
2037	\$480,000.00	\$118,618.76							\$8,470,000.00	\$2,622,831.00
2038	\$500,000.00	\$99,931.26							\$8,860,000.00	\$2,233,881.00
2039	\$520,000.00	\$79,843.76							\$9,225,000.00	\$1,872,181.00
2040	\$545,000.00	\$58,543.76							\$9,595,000.00	\$1,495,781.00
2041	\$565,000.00	\$35,990.63							\$9,995,000.00	\$1,097,734.00
2042	\$590,000.00	\$12,168.75							\$10,420,000.00	\$676,675.00
2043									\$10,865,000.00	\$230,881.00
<b>TOTALS</b>	<b>\$7,845,000.00</b>	<b>\$3,587,953.30</b>	<b>\$13,170,000.00</b>	<b>\$2,405,697.50</b>	<b>\$46,565,000.00</b>	<b>\$10,475,700.00</b>	<b>\$64,435,000.00</b>	<b>\$14,055,026.00</b>	<b>\$146,260,000.00</b>	<b>\$75,633,997.00</b>

**DANE COUNTY, WISCONSIN  
2024 PRINCIPAL AND INTEREST PAYMENT SCHEDULE**

YEAR OF MATURITY	2023 Taxable General Obligation Notes 2023C		2023 General Obligation Airport Notes 2023D		Totals	
	PRINCIPAL	INTEREST	PRINCIPAL	INTEREST	PRINCIPAL	INTEREST
2024	\$895,000.00	\$608,646.00	\$0.00	\$1,186,293.00	\$82,065,000.00	\$25,011,682.66
2025	\$890,000.00	\$474,313.00	\$2,015,000.00	\$976,225.00	\$76,035,000.00	\$20,717,620.03
2026	\$940,000.00	\$423,988.00	\$2,120,000.00	\$872,850.00	\$70,675,000.00	\$18,333,717.53
2027	\$995,000.00	\$370,775.00	\$2,230,000.00	\$764,100.00	\$68,155,000.00	\$16,030,346.03
2028	\$1,050,000.00	\$314,538.00	\$2,340,000.00	\$649,850.00	\$58,855,000.00	\$13,773,170.78
2029	\$1,020,000.00	\$257,613.00	\$2,465,000.00	\$529,725.00	\$51,165,000.00	\$11,712,738.91
2030	\$1,075,000.00	\$200,000.00	\$2,590,000.00	\$403,350.00	\$46,830,000.00	\$9,846,588.29
2031	\$1,135,000.00	\$143,481.00	\$2,710,000.00	\$284,400.00	\$42,680,000.00	\$8,151,893.15
2032	\$1,190,000.00	\$88,263.00	\$2,820,000.00	\$173,800.00	\$39,685,000.00	\$6,587,203.64
2033	\$1,250,000.00	\$30,000.00	\$2,935,000.00	\$58,700.00	\$25,130,000.00	\$5,310,469.14
2034					\$14,010,000.00	\$4,512,209.01
2035					\$12,610,000.00	\$3,964,930.64
2036					\$11,655,000.00	\$3,456,115.64
2037					\$12,025,000.00	\$2,951,118.76
2038					\$12,265,000.00	\$2,472,743.76
2039					\$12,385,000.00	\$2,026,872.01
2040					\$11,525,000.00	\$1,585,549.76
2041					\$11,445,000.00	\$1,142,574.63
2042					\$11,010,000.00	\$688,843.75
2043					\$10,865,000.00	\$230,881.00
<b>TOTALS</b>	<b>\$10,440,000.00</b>	<b>\$2,911,617.00</b>	<b>\$22,225,000.00</b>	<b>\$5,899,293.00</b>	<b>\$681,070,000.00</b>	<b>\$156,507,269.12</b>



**COUNTY OF DANE  
BUDGETED POSITIONS**

CLASSIFICATION TITLE	RANGE	2022	2023	2024		
				REQUEST	RECOMM'D	ADOPTED
<b><u>ADMINISTRATION</u></b>						
<b><u>ADMINISTRATION</u></b>						
DIRECTOR OF ADMINISTRATION	MC	1.000 <sup>15-03</sup>	1.000 <sup>15-03</sup>	1.000 <sup>15-03</sup>	1.000 <sup>15-03</sup>	1.000 <sup>15-03</sup>
ASSISTANT DIRECTOR	M 15	1.000	1.000	1.000	1.000	1.000
DIRECTOR OF POLICY AND PROGRAM DEVELOPMENT	M 15	1.000	1.000	1.000	1.000	1.000
RISK MANAGER	M 15	1.000	1.000	1.000	1.000	1.000
ADMINISTRATIVE MANAGER	M 11	0.000	1.000	1.000	1.000	1.000
RECORDS CONTROL OFFICER	M 11	0.000	1.000	1.000	1.000	1.000
RECORDS CONTROL OFFICER	P 11	0.000	0.000	0.000	0.000	0.000
SAFETY COORDINATOR	P 11	1.000	1.000	1.000	1.000	1.000
ADMINISTRATIVE MANAGER	M 10	1.000	0.000	0.000	0.000	0.000
RISK MANAGEMENT TECHNICIAN	G 16	1.000	1.000	1.000	1.000	1.000
<b>ADMINISTRATION SUBTOTAL</b>		<b>7.000</b>	<b>8.000</b>	<b>8.000</b>	<b>8.000</b>	<b>8.000</b>
<b><u>FACILITIES - ADMINISTRATION</u></b>						
DIRECTOR OF FACILITIES AND SERVICES	M 13	1.000	1.000	1.000	1.000	1.000
FACILITIES MANAGER	M 11	2.000	2.000	2.000	2.000	2.000
FACILITIES SPECIALIST	G 15	1.000	1.000	1.000	1.000	1.000
<b>FACILITIES - ADMINISTRATION SUBTOTAL</b>		<b>4.000</b>	<b>4.000</b>	<b>4.000</b>	<b>4.000</b>	<b>4.000</b>
<b><u>FACILITIES - JANITORIAL SERVICES</u></b>						
FACILITIES MANAGEMENT CUSTODIAL SUPERVISOR	M 08	1.000	1.000	1.000	1.000	1.000
APPRENTICE PAINTER	T	1.000	0.000	0.000	0.000	0.000
LEAD JANITOR	G 13	4.000	4.000	4.000	4.000	4.000
JANITOR II	G 11	1.000	1.000	1.000	1.000	1.000
JANITOR	G 09	24.000	24.000	24.000	24.000	24.000
<b>FACILITIES - JANITORIAL SERVICES SUBTOTAL</b>		<b>31.000</b>	<b>30.000</b>	<b>30.000</b>	<b>30.000</b>	<b>30.000</b>
<b><u>FACILITIES - MAINTENANCE &amp; CONSTRUCTION</u></b>						
BUILDING AUTOMATION SPECIALIST	P 10	0.000	0.000	1.000	1.000	1.000
APPRENTICE PAINTER	T	0.000	0.000	0.000	0.000	0.000
CARPENTER	T	1.000	1.000	1.000	1.000	1.000
ELECTRICIAN	T	2.000	2.000	2.000	2.000	2.000
LEAD BUILDING TRADES	T	1.000 <sup>15-10</sup>	1.000	1.000	1.000	1.000
PAINTER	T	1.000	2.000	2.000	2.000	2.000

**COUNTY OF DANE  
BUDGETED POSITIONS**

<b>2024</b>		
<b>REQUEST</b>	<b>RECOMM'D</b>	<b>ADOPTED</b>

CLASSIFICATION TITLE	RANGE	2022	2023	REQUEST	RECOMM'D	ADOPTED
<b><u>ADMINISTRATION, continued</u></b>						
<u>FACILITIES - MAINTENANCE &amp; CONSTRUCTION</u>						
PAINTER	T	1.000 <sup>15-10</sup>	1.000 <sup>15-10</sup>	1.000 <sup>15-10</sup>	1.000 <sup>15-10</sup>	1.000 <sup>15-10</sup>
STEAMFITTER	T	3.000	3.000	3.000	3.000	3.000
LEAD MECHANIC	G 19	2.000	2.000	2.000	2.000	2.000
MECHANICAL REPAIR WORKER	G 16-F	7.000	7.000	7.000	7.000	7.000
<b>FACILITIES - MAINTENANCE &amp; CONSTRUCTION SUBTOTAL</b>		<b>18.000</b>	<b>19.000</b>	<b>20.000</b>	<b>20.000</b>	<b>20.000</b>
<u>CONTROLLER</u>						
CONTROLLER	M 18	1.000	1.000	1.000	1.000	1.000
ASSISTANT CONTROLLER	M 14	1.000	1.000	1.000	1.000	1.000
ENTERPRISE BUDGET MANAGER	M 13	1.000	1.000	1.000	1.000	1.000
ENTERPRISE BUDGET ANALYST	M 12	1.000	1.000	1.000	1.000	1.000
ENTERPRISE ACCOUNTANT	P 11	1.000	1.000	1.000	1.000	1.000
SENIOR ACCOUNTANT	M 10	0.000	1.000	1.000	1.000	1.000
SYSTEMS ACCOUNTANT	P 10	1.000	1.000	1.000	1.000	1.000
GRANT AND FISCAL ANALYST	P 09	1.000	0.000	0.000	0.000	0.000
ACCOUNTS PAYABLE SPECIALIST	P 07	1.000	1.000	1.000	1.000	1.000
ACCOUNT CLERK II	G 14	1.000	1.000	1.000	1.000	1.000
<b>CONTROLLER SUBTOTAL</b>		<b>9.000</b>	<b>9.000</b>	<b>9.000</b>	<b>9.000</b>	<b>9.000</b>
<u>EMPLOYEE RELATIONS</u>						
HUMAN RESOURCES DIRECTOR	M 17	1.000	1.000	1.000	1.000	1.000
EMPLOYEE ADVOCATE MANAGER	M 13	0.000 <sup>15-14</sup>	1.000	1.000	1.000	1.000
HUMAN RESOURCES MANAGER	M 13	0.000	1.000	1.000	1.000	1.000
EMPLOYEE ADVOCATE MANAGER	M 12	1.000 <sup>15-14</sup>	0.000	0.000	0.000	0.000
HUMAN RESOURCES MANAGER	M 12	1.000	0.000	0.000	0.000	0.000
PAYROLL MANAGER	M 12	0.000	1.000	1.000	1.000	1.000
PAYROLL MANAGER	M 11	1.000	0.000	0.000	0.000	0.000
LANGUAGE ACCESS PROGRAM AND REPORTING SPECIALIST	P 11	0.000	0.000	0.000	1.000	0.000
HUMAN RESOURCES SPECIALIST	P 08	1.000	1.000	1.000	1.000	1.000
BENEFIT ADMINISTRATION SPECIALIST	P 07	1.000	1.000	1.000	1.000	1.000
HUMAN RESOURCES ANALYST	P 07	3.000	4.000	4.000	4.000	4.000
HUMAN RESOURCES ANALYST	P 07	1.000 <sup>15-13</sup>	1.000	1.000	1.000	1.000

**COUNTY OF DANE  
BUDGETED POSITIONS**

CLASSIFICATION TITLE	RANGE	2022	2023	2024		
				REQUEST	RECOMM'D	ADOPTED
<b><u>ADMINISTRATION, continued</u></b>						
<u>EMPLOYEE RELATIONS</u>						
PAYROLL SPECIALIST	P 07	1.000	1.000	1.000	1.000	1.000
CLERK IV	G 15	1.000	1.000	1.000	1.000	1.000
CLERK III	G 13	1.000	1.000	1.000	1.000	1.000
<b>EMPLOYEE RELATIONS SUBTOTAL</b>		<b>13.000</b>	<b>14.000</b>	<b>14.000</b>	<b>15.000</b>	<b>14.000</b>
<u>INFORMATION MANAGEMENT</u>						
CHIEF OF INFORMATION TECHNOLOGY	M 18	1.000	1.000	1.000	1.000	1.000
INFORMATION MANAGEMENT APPLICATIONS MANAGER	M 15	2.000	2.000	2.000	2.000	2.000
INFORMATION MANAGEMENT TECHNICAL SERVICES MANAGER	M 15	0.000 <sup>15-13</sup>	1.000	1.000	1.000	1.000
INFORMATION MANAGEMENT HELPDESK MANAGER	M 14	1.000	1.000	1.000	1.000	1.000
INFORMATION MANAGEMENT TECHNICAL SERVICES MANAGER	M 14	1.000 <sup>15-13</sup>	0.000	0.000	0.000	0.000
CUSTOMER SUCCESS MANAGER	M 13	1.000	1.000	1.000	1.000	1.000
INFORMATION MANAGEMENT PROGRAMMING SPECIALIST III	P 13	0.000	2.000	2.000	2.000	2.000
MANAGEMENT INFORMATION PROJECT LEADER II	P 13	2.000	2.000	2.000	2.000	2.000
SYSTEMS ADMINISTRATOR III	P 13	8.000	9.000	9.000	9.000	9.000
MANAGEMENT INFORMATION PROJECT LEADER	P 12-13	1.000 <sup>15-02</sup>	1.000 <sup>15-02</sup>	1.000 <sup>15-02</sup>	1.000 <sup>15-02</sup>	1.000 <sup>15-02</sup>
SENIOR PROGRAMMER ANALYST	P 12-13	2.000	0.000	0.000	0.000	0.000
INFORMATION MANAGEMENT PROGRAMMING SPECIALIST II	P 12	0.000	7.000	7.000	7.000	7.000
MANAGEMENT INFORMATION PROJECT LEADER I	P 12	1.000	1.000	1.000	1.000	1.000
SENIOR HELP DESK ANALYST	P 12	2.000	2.000	2.000	2.000	2.000
SYSTEMS ADMINISTRATOR II	P 12	2.000	2.000	2.000	2.000	2.000
ENTERPRISE IT SPECIALIST II	P 11	4.000	4.000	4.000	4.000	4.000
INFORMATION MANAGEMENT PROGRAMMING SPECIALIST I	P 11	0.000 <sup>15-10</sup>	1.000	1.000	1.000	1.000
INFORMATION MANAGEMENT PROGRAMMING SPECIALIST I	P 11	0.000	2.000	2.000	2.000	2.000
INFORMATION MANAGEMENT SPECIALIST II	P 11	8.000	0.000	0.000	0.000	0.000
SYSTEMS ADMINISTRATOR I	P 11	1.000 <sup>15-10</sup>	1.000	1.000	1.000	1.000
SYSTEMS ADMINISTRATOR I	P 11	2.000	1.000	1.000	1.000	1.000
SYSTEMS ADMINISTRATOR I	P 11	1.000 <sup>15-11</sup>	0.000 <sup>15-11</sup>	0.000	0.000	0.000
NETWORK SYSTEMS PROGRAMMER	P 09-11	1.000	1.000	1.000	1.000	1.000
ENTERPRISE IT SPECIALIST I	P 09	5.000	5.000	5.000	5.000	5.000
INFORMATION MANAGEMENT SPECIALIST I	P 09	1.000	0.000	0.000	0.000	0.000

COUNTY OF DANE  
BUDGETED POSITIONS

2024		
REQUEST	RECOMM'D	ADOPTED

CLASSIFICATION TITLE	RANGE	2022	2023	REQUEST	RECOMM'D	ADOPTED
<b><u>ADMINISTRATION, continued</u></b>						
<u>INFORMATION MANAGEMENT</u>						
INFORMATION MANAGEMENT SPECIALIST I	P 09	1.000 <sup>15-10</sup>	0.000	0.000	0.000	0.000
<b>INFORMATION MANAGEMENT SUBTOTAL</b>		<b>48.000</b>	<b>47.000</b>	<b>47.000</b>	<b>47.000</b>	<b>47.000</b>
<u>PURCHASING</u>						
PURCHASING MANAGER	M 12	0.000	1.000	1.000	1.000	1.000
LEAD PURCHASING OFFICER	P 11	1.000	0.000	0.000	0.000	0.000
PURCHASING OFFICER	P 09	2.000	2.000	2.000	2.000	2.000
<b>PURCHASING SUBTOTAL</b>		<b>3.000</b>	<b>3.000</b>	<b>3.000</b>	<b>3.000</b>	<b>3.000</b>
<u>PUBLIC WORKS ENGINEERING</u>						
DIRECTOR OF PUBLIC WORKS	M 17	1.000 <sup>15-12</sup>	1.000	1.000	1.000	1.000
PROJECT ENGINEER MANAGER	P 12	0.000 <sup>15-11</sup>	1.000 <sup>15-11</sup>	1.000	1.000	1.000
PROJECT ENGINEER MANAGER	P 12	4.000 <sup>15-12</sup>	4.000	4.000	4.000	4.000
CLERK IV	G 15	1.000 <sup>15-12</sup>	1.000	1.000	1.000	1.000
<b>PUBLIC WORKS ENGINEERING SUBTOTAL</b>		<b>6.000</b>	<b>7.000</b>	<b>7.000</b>	<b>7.000</b>	<b>7.000</b>
<u>PRINTING &amp; SERVICES</u>						
PRINTING AND SERVICES SUPERVISOR	M 08	1.000 <sup>15-10</sup>	1.000 <sup>15-10</sup>	1.000 <sup>15-10</sup>	1.000 <sup>15-10</sup>	1.000 <sup>15-10</sup>
COURT INTERPRETER	G 16	1.000	1.000	1.000	1.000	1.000
CLERK III	G 13	1.000	1.000	1.000	1.000	1.000
OFFSET PRESS OPERATOR	G 12	3.000	3.000	3.000	3.000	3.000
SERVICES CLERK	G 11	3.000	3.000	3.000	3.000	3.000
<b>PRINTING &amp; SERVICES SUBTOTAL</b>		<b>9.000</b>	<b>9.000</b>	<b>9.000</b>	<b>9.000</b>	<b>9.000</b>
<u>CONSOLIDATED FOOD SERVICE</u>						
DIRECTOR OF CONSOLIDATED FOODS	M 13	1.000	1.000	1.000	1.000	1.000
FOOD SERVICE SUPERVISOR	M 10	2.000	2.000	2.000	2.000	2.000
DIET CLERK	G 14	1.000	1.000	1.000	1.000	1.000
PROCUREMENT SPECIALIST	G 14	1.000	1.000	1.000	1.000	1.000
COOK	G 11	4.000	4.000	4.000	4.000	4.000
STOCK CLERK	G 11	1.000	1.000	1.000	1.000	1.000
FOOD SERVICE LEAD WORKER	G 10	3.000	3.000	3.000	3.000	3.000
FOOD SERVICE HELPER/DRIVER	G 09	17.000	18.000	18.000	18.000	18.000

**COUNTY OF DANE  
BUDGETED POSITIONS**

CLASSIFICATION TITLE	RANGE	2022	2023	2024		
				REQUEST	RECOMM'D	ADOPTED
<b><u>ADMINISTRATION, continued</u></b>						
<u>CONSOLIDATED FOOD SERVICE</u>						
JANITOR	G 09	1.000	0.000	0.000	0.000	0.000
<b>CONSOLIDATED FOOD SERVICE SUBTOTAL</b>		<b>31.000</b>	<b>31.000</b>	<b>31.000</b>	<b>31.000</b>	<b>31.000</b>
<b>ADMINISTRATION TOTAL</b>		<b>179.000</b>	<b>181.000</b>	<b>182.000</b>	<b>183.000</b>	<b>182.000</b>
<b><u>AIRPORT</u></b>						
AIRPORT DIRECTOR	MC	1.000	1.000	1.000	1.000	1.000
EXECUTIVE DEPUTY AIRPORT DIRECTOR	MC	1.000	1.000	1.000	1.000	1.000
DEPUTY AIRPORT DIRECTOR	M 16	1.000	1.000	1.000	1.000	1.000
DIRECTOR OF FACILITIES AND MAINTENANCE	M 14	1.000	1.000	1.000	1.000	1.000
DIRECTOR OF OPERATIONS AND PUBLIC SAFETY	M 14	1.000	1.000	1.000	1.000	1.000
MANAGER OF ENGINEERING	M 14	0.000	0.000	1.000	1.000	1.000
DEPUTY AIRPORT DIRECTOR/PLANNING AND DEVELOPMENT	M 13	1.000	1.000	1.000	1.000	1.000
DIRECTOR OF AIR SERVICE DEVELOPMENT	M 13	1.000	1.000	1.000	1.000	1.000
LEAD ELECTRONIC SYSTEMS SPECIALIST	M 13	1.000	1.000	1.000	1.000	1.000
MARKETING AND COMMUNICATIONS DIRECTOR	M 13	1.000	1.000	1.000	1.000	1.000
MANAGER OF OPERATIONS & PUBLIC SAFETY	M 12	0.000	0.000	1.000	1.000	1.000
AIRFIELD MAINTENANCE SUPERVISOR	M 10	1.000	1.000	1.000	1.000	1.000
ELECTRONIC SYSTEMS SPECIALIST	P 09-11	1.000	1.000	2.000	2.000	2.000
NOISE ABATEMENT/ENVIRONMENTAL OFFICER	P 09	1.000	1.000	1.000	1.000	1.000
ACCOUNTANT	P 08-09	1.000	1.000	1.000	1.000	1.000
AIRPORT OPERATIONS SUPERVISOR	M 08	8.000	8.000	8.000	8.000	8.000
AIRPORT PARKING MANAGER	M 08	1.000	1.000	1.000	1.000	1.000
TERMINAL MAINTENANCE SUPERVISOR	M 08	1.000	1.000	2.000	2.000	2.000
ADMINISTRATIVE SERVICES SUPERVISOR	M 06-08	1.000	1.000	1.000	1.000	1.000
ELECTRICIAN	T	4.000	4.000	4.000	4.000	4.000
STEAMFITTER	T	2.000	2.000	2.000	2.000	2.000
AIRPORT MAINTENANCE CREW LEADER	F 18	1.000	1.000	1.000	1.000	1.000
AIRPORT MAINTENANCE MECHANIC	F 18	4.000	4.000	4.000	4.000	4.000
AIRPORT PARKING CREW LEADER	F 18	1.000	1.000	1.000	1.000	1.000
MECHANIC	F 16	3.000	3.000	3.000	3.000	3.000

**COUNTY OF DANE  
BUDGETED POSITIONS**

<b>2024</b>
-------------

CLASSIFICATION TITLE	RANGE	2022	2023	REQUEST	RECOMM'D	ADOPTED
<b><u>AIRPORT, continued</u></b>						
ACCOUNT CLERK III	G 16	1.000	1.000	1.000	1.000	1.000
LEAD AIRPORT SECURITY TECHNICIAN	G 15	1.000	1.000	1.000	1.000	1.000
AIRPORT MAINTENANCE WORKER	F 14	1.000	1.000	1.000	1.000	1.000
SKILLED LABORER-AIRPORT	F 14	11.000	11.000	11.000	11.000	11.000
ACCOUNT CLERK II	G 14	1.000	1.000	1.000	1.000	1.000
CLERK III	G 13	1.000	1.000	1.000	1.000	1.000
SECURITY TECHNICIAN	G 13	1.000	1.000	1.000	1.000	1.000
LEAD TERMINAL MAINTENANCE WORKER	F 11	3.000	3.000	3.000	3.000	3.000
TERMINAL FACILITY WORKER	F 11	6.000	6.000	8.000	8.000	8.000
TERMINAL MAINTENANCE WORKER	F 09	13.000	15.000	15.000	15.000	15.000
TERMINAL MAINTENANCE WORKER	F 09	1.000 <sup>83-04</sup>	0.000 <sup>83-04</sup>	0.000	0.000	0.000
CLERK I-II	G 07-10	1.000	1.000	1.000	1.000	1.000
TOLL BOOTH ATTENDANT	F 06	7.500	7.500	7.500	7.500	7.500
<b>AIRPORT TOTAL</b>		<b>87.500</b>	<b>88.500</b>	<b>94.500</b>	<b>94.500</b>	<b>94.500</b>

**ALLIANT ENERGY CENTER**

CENTER EXECUTIVE DIRECTOR	MC	1.000	1.000	1.000	1.000	1.000
DEPUTY DIRECTOR AEC - FINANCE & ADMINISTRATION	M 14	1.000	1.000	1.000	1.000	1.000
DEPUTY DIRECTOR AEC - EVENT & GUEST SERVICES	M 12	1.000	1.000	1.000	1.000	1.000
DEPUTY DIRECTOR AEC - FACILITIES & OPERATIONS	M 12	1.000	1.000	1.000	1.000	1.000
EVENT COORDINATOR	P 08	3.000	3.000	3.000	3.000	3.000
INFORMATION TECHNOLOGY SPECIALIST I	P 08	1.000	1.000	1.000	1.000	1.000
AUDIO/VISUAL COORDINATOR	P 05	1.000	1.000	1.000	1.000	1.000
SALES COORDINATOR	P 05	1.000	2.000	2.000	2.000	2.000
ELECTRICIAN	T	1.000	1.000	1.000	1.000	1.000
STEAMFITTER	T	1.000	1.000	1.000	1.000	1.000
CREW LEADER	F 18	0.000	2.000	2.000	2.000	2.000
ACCOUNTING ASSISTANT	G 18	1.000	1.000	1.000	1.000	1.000
MECHANICAL REPAIR WORKER	F 16	1.000	1.000	1.000	1.000	1.000
CENTER LEAD WORKER	F 14	2.000	2.000	2.000	2.000	2.000
ACCOUNT CLERK II	G 14	1.000	1.000	1.000	1.000	1.000

**COUNTY OF DANE  
BUDGETED POSITIONS**

CLASSIFICATION TITLE	RANGE	2022	2023	2024		
				REQUEST	RECOMM'D	ADOPTED
<b><u>ALLIANT ENERGY CENTER, continued</u></b>						
EVENT BOOKING CLERK	G 14	1.000	1.000	1.000	1.000	1.000
CLERK III	G 13	1.000	1.000	1.000	1.000	1.000
GROUNDSKEEPER	F 12	1.000	1.000	1.000	1.000	1.000
CENTER WORKER	F 11-12	14.000	16.000	16.000	16.000	16.000
CENTER WORKER	F 11-12	0.000	0.000	0.000	0.000	2.000 <sup>92-07</sup>
CLERK I-II	G 07-10	1.000	1.000	1.000	1.000	1.000
EVENT AND EXHIBITOR SERVICES SPECIALIST	G 07-10	1.000	1.000	1.000	1.000	1.000
<b>ALLIANT ENERGY CENTER TOTAL</b>		<b>36.000</b>	<b>41.000</b>	<b>41.000</b>	<b>41.000</b>	<b>43.000</b>
<b><u>BOARD OF HEALTH - MADISON/DANE</u></b>						
PUBLIC HEALTH DIRECTOR	MC	1.000	1.000	1.000	1.000	1.000
DIRECTOR OF COMMUNITY HEALTH	M 16	1.000	1.000	1.000	1.000	1.000
DIRECTOR OF ENVIRONMENTAL HEALTH	M 16	1.000	1.000	1.000	1.000	1.000
DIRECTOR OF OPERATIONS - PUBLIC HEALTH	M 16	1.000	1.000	1.000	1.000	1.000
DIRECTOR OF POLICY, PLANNING & EVALUATION	M 16	1.000	1.000	1.000	1.000	1.000
DEPUTY DIRECTOR	M 14	1.000	1.000	1.000	1.000	1.000
DIRECTOR OF COVID RESPONSE-PUBLIC HEALTH	M 14	1.000 <sup>53-23</sup>	1.000 <sup>53-23</sup>	1.000 <sup>53-23</sup>	1.000 <sup>53-23</sup>	1.000 <sup>53-23</sup>
PUBLIC HEALTH BUDGET & FINANCE MANAGER	M 14	0.000	1.000	1.000	1.000	1.000
COMMUNICATIONS MANAGER	M 13	1.000	1.000	1.000	1.000	1.000
ENVIRONMENTAL HEALTH SERVICES SUPERVISOR	M 12	2.000	2.000	2.000	2.000	2.000
ENVIRONMENTAL HEALTH SERVICES SUPERVISOR	M 12	1.000 <sup>53-23</sup>	1.000 <sup>53-23</sup>	1.000 <sup>53-23</sup>	1.000 <sup>53-23</sup>	1.000 <sup>53-23</sup>
PUBLIC HEALTH SUPERVISOR	M 12	12.000	11.000	11.000	11.000	11.000
PUBLIC HEALTH SUPERVISOR	M 12	1.000 <sup>53-01</sup>	1.000 <sup>53-01</sup>	1.000 <sup>53-01</sup>	1.000 <sup>53-01</sup>	1.000 <sup>53-01</sup>
PUBLIC HEALTH SUPERVISOR	M 12	4.000 <sup>53-23</sup>	4.000 <sup>53-23</sup>	4.000 <sup>53-23</sup>	4.000 <sup>53-23</sup>	4.000 <sup>53-23</sup>
VIOLENCE PREVENTION SUPERVISOR	M 12	1.000	2.000	1.000	2.000	2.000
ENVIRONMENTAL HEALTH PROGRAM MANAGER	M 11	0.000	0.000	0.000	1.000 <sup>53-29</sup>	1.000 <sup>53-29</sup>
HEALTH EQUITY COORDINATOR	P 11	2.000	2.000	2.000	2.000	2.000
PUBLIC HEALTH EPIDEMIOLOGIST	P 11	5.000	5.000	5.000	5.000	5.000
PUBLIC HEALTH PLANNER	P 11	7.000	7.000	7.000	7.000	7.000
SANITARIAN III	P 11	3.000	3.000	3.000	3.000	3.000
STRATEGIC PROJECTS COORDINATOR	P 11	1.000	1.000	1.000	1.000	1.000

**COUNTY OF DANE  
BUDGETED POSITIONS**

<b>2024</b>		
<b>REQUEST</b>	<b>RECOMM'D</b>	<b>ADOPTED</b>

CLASSIFICATION TITLE	RANGE	2022	2023	REQUEST	RECOMM'D	ADOPTED
<b><u>BOARD OF HEALTH - MADISON/DANE, continued</u></b>						
VIOLENCE INTERVENTION AND OUTREACH COORDINATOR	P 11	1.000	1.000	1.000	1.000	1.000
WORKFORCE DEVELOPMENT COORDINATOR	P 11	1.000	1.000	1.000	1.000	1.000
SENIOR ACCOUNTANT	M 10	1.000	1.000	1.000	1.000	1.000
CHEMICAL ANALYST III	P 10	1.000	1.000	1.000	1.000	1.000
COMMUNITY HEALTH EDUCATION SPECIALIST	P 10	2.000	0.000	0.000	0.000	0.000
DATA COMMUNICATIONS COORDINATOR	P 10	1.000 <sup>53-23</sup>	1.000 <sup>53-23</sup>	1.000 <sup>53-23</sup>	1.000 <sup>53-23</sup>	1.000 <sup>53-23</sup>
ENVIRONMENTAL PROTECTION LEADWORKER	P 10	1.000	1.000	1.000	1.000	1.000
HEALTH EDUCATION COORDINATOR	P 10	1.850	1.850	1.850	1.850	1.850
HEALTH EDUCATION COORDINATOR	P 10	1.000 <sup>53-03</sup>	1.000 <sup>53-03</sup>	1.000 <sup>53-03</sup>	1.000 <sup>53-03</sup>	1.000 <sup>53-03</sup>
HEALTH EDUCATION COORDINATOR	P 10	1.000 <sup>53-17</sup>	1.000 <sup>53-17</sup>	1.000 <sup>53-17</sup>	1.000 <sup>53-17</sup>	1.000 <sup>53-17</sup>
HEALTH EDUCATION COORDINATOR	P 10	1.000 <sup>53-23</sup>	1.000 <sup>53-23</sup>	1.000 <sup>53-23</sup>	1.000 <sup>53-23</sup>	1.000 <sup>53-23</sup>
MICROBIOLOGIST III	P 10	1.000	1.000	1.000	1.000	1.000
PREVENTION COORDINATOR	P 10	0.450 <sup>53-01</sup>	0.450 <sup>53-01</sup>	0.450 <sup>53-01</sup>	0.450 <sup>53-01</sup>	0.450 <sup>53-01</sup>
PUBLIC HEALTH ANALYST	P 10	1.000	1.000	1.000	1.000	1.000
PUBLIC HEALTH COMMUNICATIONS COORDINATOR	P 10	1.000 <sup>53-17</sup>	1.000 <sup>53-17</sup>	1.000 <sup>53-17</sup>	1.000 <sup>53-17</sup>	1.000 <sup>53-17</sup>
PUBLIC HEALTH PREPAREDNESS COORDINATOR	P 10	1.000 <sup>53-02</sup>	1.000 <sup>53-02</sup>	1.000 <sup>53-02</sup>	1.000 <sup>53-02</sup>	1.000 <sup>53-02</sup>
PUBLIC HEALTH PREPAREDNESS COORDINATOR	P 10	2.000 <sup>53-23</sup>	2.000 <sup>53-23</sup>	2.000 <sup>53-23</sup>	2.000 <sup>53-23</sup>	2.000 <sup>53-23</sup>
PUBLIC HEALTH PROGRAM COORDINATOR	P 10	0.000	1.000	1.000	1.000	1.000
PUBLIC HEALTH PROGRAM COORDINATOR	P 10	1.000 <sup>53-03</sup>	1.000 <sup>53-03</sup>	1.000 <sup>53-03</sup>	1.000 <sup>53-03</sup>	1.000 <sup>53-03</sup>
SANITARIAN II	P 10	9.000	8.000	8.000	8.000	8.000
SANITARIAN II	P 10	0.500 <sup>53-01</sup>	0.500 <sup>53-01</sup>	0.500 <sup>53-01</sup>	0.500 <sup>53-01</sup>	0.500 <sup>53-01</sup>
VIOLENCE PREVENTION GRANT PROGRAM SPECIALIST	P 10	1.000 <sup>53-25</sup>	1.000 <sup>53-25</sup>	1.000 <sup>53-25</sup>	1.000 <sup>53-25</sup>	1.000 <sup>53-25</sup>
WELL WOMAN PROGRAM COORDINATOR	P 10	1.000 <sup>53-06</sup>	1.000 <sup>53-06</sup>	1.000 <sup>53-06</sup>	1.000 <sup>53-06</sup>	1.000 <sup>53-06</sup>
GRANTS MANAGER	P 09	1.000 <sup>53-23</sup>	1.000 <sup>53-23</sup>	1.000 <sup>53-23</sup>	1.000 <sup>53-23</sup>	1.000 <sup>53-23</sup>
SANITARIAN I	P 09	5.000	7.000	7.000	7.000	7.000
SANITARIAN I	P 09	1.000 <sup>53-12</sup>	1.000 <sup>53-12</sup>	1.000 <sup>53-12</sup>	1.000 <sup>53-12</sup>	1.000 <sup>53-12</sup>
SANITARIAN I	P 09	2.000 <sup>53-23</sup>	2.000 <sup>53-23</sup>	2.000 <sup>53-23</sup>	2.000 <sup>53-23</sup>	2.000 <sup>53-23</sup>
ENVIRONMENTAL HEALTH SPECIALIST	P 07	0.000	1.000	1.000	1.000	1.000
OUTREACH AND RESPONSE SPECIALIST	P 07	1.500	1.500	1.500	1.500	1.500
PUBLIC HEALTH SPECIALIST	P 07	1.000 <sup>53-16</sup>	1.000 <sup>53-16</sup>	1.000 <sup>53-16</sup>	1.000 <sup>53-16</sup>	1.000 <sup>53-16</sup>
PUBLIC HEALTH SPECIALIST	P 07	1.000 <sup>53-18</sup>	1.000 <sup>53-18</sup>	1.000 <sup>53-18</sup>	1.000 <sup>53-18</sup>	1.000 <sup>53-18</sup>



**COUNTY OF DANE  
BUDGETED POSITIONS**

CLASSIFICATION TITLE	RANGE	2022	2023	2024		
				REQUEST	RECOMM'D	ADOPTED
<b><u>BOARD OF HEALTH - MADISON/DANE, continued</u></b>						
PUBLIC HEALTH SPECIALIST	P 07	1.000	2.000	2.000	2.000	2.000
PUBLIC HEALTH SPECIALIST	P 07	1.000 <sup>53-09</sup>	1.000 <sup>53-09</sup>	1.000 <sup>53-09</sup>	1.000 <sup>53-09</sup>	1.000 <sup>53-09</sup>
PUBLIC HEALTH SPECIALIST	P 07	1.000 <sup>53-22</sup>	1.000 <sup>53-22</sup>	1.000 <sup>53-22</sup>	1.000 <sup>53-22</sup>	1.000 <sup>53-22</sup>
PUBLIC HEALTH SPECIALIST	P 07	5.000 <sup>53-23</sup>	5.000 <sup>53-23</sup>	5.000 <sup>53-23</sup>	5.000 <sup>53-23</sup>	5.000 <sup>53-23</sup>
PUBLIC HEALTH SPECIALIST	P 07	1.000 <sup>53-13</sup>	1.000 <sup>53-13</sup>	1.000 <sup>53-13</sup>	1.000 <sup>53-13</sup>	1.000 <sup>53-13</sup>
PUBLIC HEALTH SPECIALIST	P 07	1.000 <sup>53-04</sup>	1.000 <sup>53-04</sup>	1.000 <sup>53-04</sup>	1.000 <sup>53-04</sup>	1.000 <sup>53-04</sup>
WELL WOMAN PROGRAM SPECIALIST	P 07	1.000	1.000	1.000	1.000	1.000
ENVIRONMENTAL HEALTH TECHNICIAN	P 06	2.000	1.000	1.000	1.000	1.000
CHRONIC DISEASE SPECIALIST	P 05	1.000	1.000	1.000	1.000	1.000
GRANTS & BILLING SPECIALIST	P 05	3.000	3.000	3.000	3.000	3.000
NURSE PRACTITIONER	N 20	1.000	1.000	1.000	1.000	1.000
COMMUNICABLE DISEASE COORDINATOR	N 18A	1.000	1.000	1.000	1.000	1.000
IMMUNIZATION COORDINATOR	N 18A	1.000	1.000	1.000	1.000	1.000
IMMUNIZATION COORDINATOR	N 18A	1.000 <sup>53-23</sup>	1.000 <sup>53-23</sup>	1.000 <sup>53-23</sup>	1.000 <sup>53-23</sup>	1.000 <sup>53-23</sup>
NURSE FAMILY PARTNERSHIP COORDINATOR	N 18A	1.000	1.000	1.000	1.000	1.000
SEXUAL AND REPRODUCTIVE HEALTH COORDINATOR	N 18A	1.000	1.000	1.000	1.000	1.000
TUBERCULOSIS COORDINATOR	N 18A	1.000	1.000	1.000	1.000	1.000
WIC LEAD WORKER	N 18A	1.000	1.000	1.000	1.000	1.000
DENTAL HEALTH COORDINATOR	N 18	0.250 <sup>53-01</sup>	0.250 <sup>53-01</sup>	0.250 <sup>53-01</sup>	0.250 <sup>53-01</sup>	0.250 <sup>53-01</sup>
PUBLIC HEALTH INFECTION PREVENTIONIST	N 18	2.000 <sup>53-17</sup>	2.000 <sup>53-17</sup>	2.000 <sup>53-17</sup>	2.000 <sup>53-17</sup>	2.000 <sup>53-17</sup>
PUBLIC HEALTH NURSE	N 18	29.000	29.000	29.000	29.000	29.000
PUBLIC HEALTH NURSE	N 18	0.000	2.000 <sup>53-26</sup>	2.000	2.000	2.000
PUBLIC HEALTH NURSE	N 18	2.450 <sup>53-01</sup>	2.450 <sup>53-01</sup>	2.450 <sup>53-01</sup>	2.450 <sup>53-01</sup>	2.450 <sup>53-01</sup>
PUBLIC HEALTH NURSE	N 18	1.000 <sup>53-10</sup>	1.000 <sup>53-10</sup>	1.000 <sup>53-10</sup>	1.000 <sup>53-10</sup>	1.000 <sup>53-10</sup>
PUBLIC HEALTH NURSE	N 18	1.000 <sup>53-11</sup>	1.000 <sup>53-11</sup>	1.000 <sup>53-11</sup>	1.000 <sup>53-11</sup>	1.000 <sup>53-11</sup>
PUBLIC HEALTH NURSE	N 18	1.750 <sup>53-20</sup>	1.750 <sup>53-20</sup>	1.750 <sup>53-20</sup>	1.750 <sup>53-20</sup>	1.750 <sup>53-20</sup>
PUBLIC HEALTH NURSE BILINGUAL	N 18	0.000	0.000	0.000	0.000	1.000
COMMUNICABLE DISEASE OUTREACH SPECIALIST	N 16	1.000	1.000	1.000	1.000	1.000
HUMANE OFFICER LEAD WORKER	G 18	1.000	1.000	1.000	1.000	1.000
ADMINISTRATIVE ASSISTANT II	G 17	1.000 <sup>53-01</sup>	1.000 <sup>53-01</sup>	1.000 <sup>53-01</sup>	1.000 <sup>53-01</sup>	1.000 <sup>53-01</sup>
HUMANE OFFICER	G 16	6.000	6.000	6.000	6.000	6.000

**COUNTY OF DANE  
BUDGETED POSITIONS**

<b>2024</b>		
<b>REQUEST</b>	<b>RECOMM'D</b>	<b>ADOPTED</b>

CLASSIFICATION TITLE	RANGE	2022	2023	REQUEST	RECOMM'D	ADOPTED
<b><u>BOARD OF HEALTH - MADISON/DANE, continued</u></b>						
MEDICAL INTERPRETER	G 16	2.000	2.000	2.000	4.000	4.000
CLERK IV	G 15	1.000	1.000	1.000	1.000	1.000
DIETETIC SPECIALIST	G 14	4.800	4.800	4.800	4.800	4.800
DIETETIC SPECIALIST	G 14	1.000 <sup>53-07</sup>	1.000 <sup>53-07</sup>	1.000 <sup>53-07</sup>	1.000 <sup>53-07</sup>	1.000 <sup>53-07</sup>
DISEASE INTERVENTION SPECIALIST	G 14	2.000	2.000	2.000	2.000	2.000
DISEASE INTERVENTION SPECIALIST	G 14	0.000	2.000 <sup>53-27</sup>	2.000 <sup>53-27</sup>	2.000 <sup>53-27</sup>	2.000 <sup>53-27</sup>
DISEASE INTERVENTION SPECIALIST	G 14	1.000 <sup>53-15</sup>	1.000 <sup>53-15</sup>	1.000 <sup>53-15</sup>	1.000 <sup>53-15</sup>	1.000 <sup>53-15</sup>
DISEASE INTERVENTION SPECIALIST	G 14	4.000 <sup>53-17</sup>	4.000 <sup>53-17</sup>	4.000 <sup>53-17</sup>	4.000 <sup>53-17</sup>	4.000 <sup>53-17</sup>
DISEASE INTERVENTION SPECIALIST	G 14	1.000 <sup>53-21</sup>	1.000 <sup>53-21</sup>	1.000 <sup>53-21</sup>	1.000 <sup>53-21</sup>	1.000 <sup>53-21</sup>
DISEASE INTERVENTION SPECIALIST	G 14	1.000 <sup>53-24</sup>	1.000 <sup>53-24</sup>	1.000 <sup>53-24</sup>	1.000 <sup>53-24</sup>	1.000 <sup>53-24</sup>
CLERK III	G 13	5.000	5.000	5.000	5.000	5.000
PUBLIC HEALTH AIDE	G 12	8.500	7.500	7.500	7.500	7.500
PUBLIC HEALTH AIDE	G 12	0.450 <sup>53-01</sup>	0.450 <sup>53-01</sup>	0.450 <sup>53-01</sup>	0.450 <sup>53-01</sup>	0.450 <sup>53-01</sup>
PUBLIC HEALTH AIDE	G 12	1.000 <sup>53-05</sup>	1.000 <sup>53-05</sup>	1.000 <sup>53-05</sup>	1.000 <sup>53-05</sup>	1.000 <sup>53-05</sup>
CLERK I-II	G 07-10	1.000 <sup>53-20</sup>	1.000 <sup>53-20</sup>	1.000 <sup>53-20</sup>	1.000 <sup>53-20</sup>	1.000 <sup>53-20</sup>
CLERK I-II	G 07-10	2.500	4.500	4.500	4.500	4.500
CLERK I-II BILINGUAL	G 07-10	0.000	0.000	0.000	0.000	0.000
<b>BOARD OF HEALTH - MADISON/DANE TOTAL</b>		<b>199.000</b>	<b>206.000</b>	<b>205.000</b>	<b>209.000</b>	<b>210.000</b>

**CLERK OF COURTS**

GENERAL COURT SUPPORT

CLERK OF COURTS	ME	1.000 <sup>30-01</sup>	1.000 <sup>30-01</sup>	1.000 <sup>30-01</sup>	1.000 <sup>30-01</sup>	1.000 <sup>30-01</sup>
CHIEF DEPUTY CLERK OF COURTS	M 12	1.000	1.000	1.000	1.000	1.000
COURTS MANAGER	M 09	3.000	3.000	3.000	3.000	3.000
INFORMATION TECHNOLOGY SPECIALIST I	P 08	1.000	1.000	1.000	1.000	1.000
ACCOUNTING ASSISTANT	G 18	1.000	1.000	1.000	1.000	1.000
COURT SERVICES CLERK	G 17	5.000	5.000	5.000	5.000	5.000
SOCIAL WORKER/SENIOR SOCIAL WORKER	SW16-18-20	0.500	0.500	0.500	0.500	0.500
COURT CLERK	G 16	25.000	25.000	25.000	26.000	26.000
COURT INTERPRETER	G 16	0.000	0.000	0.000	1.000	1.000
CLERK IV	G 15	4.000	4.000	4.000	4.000	4.000

**COUNTY OF DANE  
BUDGETED POSITIONS**

CLASSIFICATION TITLE	RANGE	2022	2023	2024		
				REQUEST	RECOMM'D	ADOPTED
<b><u>CLERK OF COURTS, continued</u></b>						
<u>GENERAL COURT SUPPORT</u>						
CLERK III	G 13	23.000	23.000	23.000	23.000	23.000
ACCOUNT CLERK I	G 11	0.600	1.000	1.000	1.000	1.000
COURT AIDE	G 10	2.000	2.000	2.000	2.000	2.000
CLERK I-II	G 07-10	6.000	6.000	6.000	6.000	6.000
<b>GENERAL COURT SUPPORT SUBTOTAL</b>		<b>73.100</b>	<b>73.500</b>	<b>73.500</b>	<b>75.500</b>	<b>75.500</b>
<u>COURT COMMISSIONER CENTER</u>						
LEAD CIRCUIT COURT COMMISSIONER	M 15	1.000	1.000	1.000	1.000	1.000
CIRCUIT COURT COMMISSIONER	A 22-40	9.500	9.500	9.500	9.500	9.500
COURTS MANAGER	M 09	1.000	1.000	1.000	1.000	1.000
PARALEGAL II	G 18	2.000	1.000	1.000	1.000	1.000
PARALEGAL I	G 17	1.000	2.000	2.000	2.000	2.000
COURT CLERK	G 16	2.000	2.000	2.000	2.000	2.000
PROBATE CLERK	G 15	4.000	4.000	4.000	4.000	4.000
CLERK III	G 13	8.000	8.000	8.000	8.000	8.000
DIGITAL AUDIO RECORDING COURT REPORTER	G 10	1.000	1.000	1.000	1.000	1.000
<b>COURT COMMISSIONER CENTER SUBTOTAL</b>		<b>29.500</b>	<b>29.500</b>	<b>29.500</b>	<b>29.500</b>	<b>29.500</b>
<u>GUARDIAN AD LITEM</u>						
GAL SOCIAL WORKER	SW20	0.500 <sup>30-07</sup>	0.500	0.500	0.500	0.500
<b>GUARDIAN AD LITEM SUBTOTAL</b>		<b>0.500</b>	<b>0.500</b>	<b>0.500</b>	<b>0.500</b>	<b>0.500</b>
<u>MISC CJ-LAW CLERKS</u>						
JUDICIAL STAFF ATTORNEY	A 20	0.000	5.000	5.000	5.000	5.000
<b>MISC CJ-LAW CLERKS SUBTOTAL</b>		<b>0.000</b>	<b>5.000</b>	<b>5.000</b>	<b>5.000</b>	<b>5.000</b>
<b>CLERK OF COURTS TOTAL</b>		<b>103.100</b>	<b>108.500</b>	<b>108.500</b>	<b>110.500</b>	<b>110.500</b>

**CORPORATION COUNSEL**

CORPORATION COUNSEL

CORPORATION COUNSEL	MC	1.000 <sup>21-01</sup>	1.000 <sup>21-01</sup>	1.000 <sup>21-01</sup>	1.000 <sup>21-01</sup>	1.000 <sup>21-01</sup>
ASSISTANT CORPORATION COUNSEL	A 22-40	6.000	6.000	6.000	6.000	6.000
DEPUTY CORPORATION COUNSEL	M 17	1.000	1.000	1.000	1.000	1.000

COUNTY OF DANE  
BUDGETED POSITIONS

2024
------

CLASSIFICATION TITLE	RANGE	2022	2023	REQUEST	RECOMM'D	ADOPTED
<b><u>CORPORATION COUNSEL, continued</u></b>						
<u>CORPORATION COUNSEL</u>						
ADMINISTRATIVE MANAGER	M 11	0.000	1.000	1.000	1.000	1.000
ADMINISTRATIVE MANAGER	M 10	1.000	0.000	0.000	0.000	0.000
PARALEGAL I	G 17	0.000	0.000	0.000	0.000	0.000
<b>CORPORATION COUNSEL SUBTOTAL</b>		<b>9.000</b>	<b>9.000</b>	<b>9.000</b>	<b>9.000</b>	<b>9.000</b>
<u>PERMANENCY PLANNING LEGAL SERV</u>						
ASSISTANT CORPORATION COUNSEL	A 22-40	6.000	6.000	6.000	6.000	6.000
ASSISTANT CORPORATION COUNSEL	A 22-40	1.000 <sup>21-03</sup>	1.000 <sup>21-03</sup>	1.000 <sup>21-03</sup>	1.000 <sup>21-03</sup>	1.000 <sup>21-03</sup>
PERMANENCY PLANNING LEGAL DIRECTOR	M 15	1.000	1.000	1.000	1.000	1.000
PARALEGAL II	G 18	3.000	4.000	4.000	4.000	4.000
PARALEGAL II	G 18	1.000 <sup>21-04</sup>	1.000 <sup>21-04</sup>	1.000 <sup>21-04</sup>	1.000 <sup>21-04</sup>	1.000 <sup>21-04</sup>
PARALEGAL I	G 17	1.000 <sup>21-05</sup>	1.000 <sup>21-05</sup>	1.000 <sup>21-05</sup>	1.000 <sup>21-05</sup>	1.000 <sup>21-05</sup>
CLERK I-II	G 07-10	1.000	1.000	1.000	1.000	1.000
<b>PERMANENCY PLANNING LEGAL SERV SUBTOTAL</b>		<b>14.000</b>	<b>15.000</b>	<b>15.000</b>	<b>15.000</b>	<b>15.000</b>
<u>CHILD SUPPORT AGENCY</u>						
ASSISTANT CORPORATION COUNSEL	A 22-40	7.000	7.000	7.000	7.000	7.000
CHILD SUPPORT LEGAL DIRECTOR	M 15	1.000	1.000	1.000	1.000	1.000
CHILD SUPPORT ENFORCEMENT OPERATIONS DIRECTOR	M 12	1.000	1.000	1.000	1.000	1.000
CHILD SUPPORT OPERATIONS MANAGER	M 09	0.000	0.000	0.000	1.000	1.000
ADMINISTRATIVE SERVICES SUPERVISOR	M 06-08	2.000	2.000	2.000	2.000	2.000
LEAD CHILD SUPPORT INVESTIGATOR	G 19	2.000	2.000	2.000	2.000	2.000
PARALEGAL II	G 18	1.000	1.000	1.000	1.000	1.000
CHILD SUPPORT INVESTIGATOR	G 17	24.000	24.000	24.000	24.000	24.000
CHILD SUPPORT INVESTIGATOR	G 17	0.000	0.000	0.000	1.000 <sup>21-08</sup>	1.000 <sup>21-08</sup>
CHILD SUPPORT INVESTIGATOR BILINGUAL SPANISH	G 17	1.000	1.000	1.000	1.000	1.000
LEAD IMAGING TECHNICIAN	G 14	1.000	1.000	1.000	1.000	1.000
CLERK III	G 13	12.000	13.000	13.000	14.000	14.000
<b>CHILD SUPPORT AGENCY SUBTOTAL</b>		<b>52.000</b>	<b>53.000</b>	<b>53.000</b>	<b>56.000</b>	<b>56.000</b>
<b>CORPORATION COUNSEL TOTAL</b>		<b>75.000</b>	<b>77.000</b>	<b>77.000</b>	<b>80.000</b>	<b>80.000</b>

**COUNTY OF DANE  
BUDGETED POSITIONS**

<b>2024</b>
-------------

CLASSIFICATION TITLE	RANGE	2022	2023	REQUEST	RECOMM'D	ADOPTED
<b><u>COUNTY BOARD</u></b>						
COUNTY BOARD CHAIR	ME CO_BD_	1.000 <sup>06-04</sup>	1.000 <sup>06-04</sup>	1.000 <sup>06-04</sup>	1.000 <sup>06-04</sup>	1.000 <sup>06-04</sup>
COUNTY BOARD SUPERVISOR	ME CO_BD_	N/A <sup>06-02</sup>	N/A <sup>06-02</sup>	N/A <sup>06-02</sup>	N/A <sup>06-02</sup>	N/A <sup>06-02</sup>
CHIEF OF STAFF	M 16	1.000	1.000	1.000	1.000	1.000
LEGISLATIVE SERVICES DIRECTOR	M 13	1.000 <sup>06-03</sup>	1.000 <sup>06-03</sup>	1.000 <sup>06-03</sup>	1.000 <sup>06-03</sup>	1.000 <sup>06-03</sup>
MANAGER OF THE DIVISION OF POLICY AND PRACTICE INN	M 13	1.000	1.000	1.000	1.000	1.000
SUSTAINABILITY AND PROGRAM EVALUATION COORDINATOR	M 12	1.000	1.000	1.000	1.000	1.000
RESEARCH ANALYST	M 11	1.000	0.000 <sup>06-09</sup>	0.000	0.000	0.000
POLICY ANALYST	M 10	1.000	1.000	1.000	1.000	1.000
CRIMINAL JUSTICE COUNCIL DATA & EVALUATION ANALYST	P 10	1.000 <sup>06-08</sup>	0.000 <sup>06-09</sup>	0.000	0.000	0.000
LEGISLATIVE MANAGEMENT SYSTEM SPEC/POLICY ANALYST	P 09	1.000	1.000	1.000	1.000	1.000
CLERK III	G 13	0.000	0.000	0.000	0.000	1.000
CLERK I-II	G 07-10	1.000	1.000	1.000	1.000	0.000
<b>COUNTY BOARD TOTAL</b>		<b>10.000</b>	<b>8.000</b>	<b>8.000</b>	<b>8.000</b>	<b>8.000</b>
<b><u>COUNTY CLERK</u></b>						
COUNTY CLERK	ME	1.000 <sup>12-01</sup>	1.000 <sup>12-01</sup>	1.000 <sup>12-01</sup>	1.000 <sup>12-01</sup>	1.000 <sup>12-01</sup>
CHIEF DEPUTY COUNTY CLERK	M 11	1.000	1.000	1.000	1.000	1.000
ELECTIONS MANAGEMENT SPECIALIST/POLICY ANALYST	P 09	1.000	1.000	1.000	1.000	1.000
CLERK III	G 13	2.000	2.000	2.000	2.000	2.000
<b>COUNTY CLERK TOTAL</b>		<b>5.000</b>	<b>5.000</b>	<b>5.000</b>	<b>5.000</b>	<b>5.000</b>
<b><u>COUNTY EXECUTIVE</u></b>						
<b><u>EXECUTIVE</u></b>						
COUNTY EXECUTIVE	ME	1.000 <sup>09-01</sup>	1.000 <sup>09-01</sup>	1.000 <sup>09-01</sup>	1.000 <sup>09-01</sup>	1.000 <sup>09-01</sup>
EXECUTIVE CHIEF OF STAFF	M 17	1.000 <sup>09-02</sup>	1.000 <sup>09-02</sup>	1.000 <sup>09-02</sup>	1.000 <sup>09-02</sup>	1.000 <sup>09-02</sup>
ASST TO THE COUNTY EXEC	M 13	3.000 <sup>09-02</sup>	3.000 <sup>09-02</sup>	3.000 <sup>09-02</sup>	3.000 <sup>09-02</sup>	3.000 <sup>09-02</sup>
ADMINISTRATIVE ASSISTANT II	G 17	2.000	2.000	2.000	2.000	2.000
<b>EXECUTIVE SUBTOTAL</b>		<b>7.000</b>	<b>7.000</b>	<b>7.000</b>	<b>7.000</b>	<b>7.000</b>
<b><u>LEGISLATIVE LOBBYIST</u></b>						
LEGISLATIVE LOBBYIST	MC	1.000	1.000	1.000	1.000	1.000

**COUNTY OF DANE  
BUDGETED POSITIONS**

<b>2024</b>		
<b>REQUEST</b>	<b>RECOMM'D</b>	<b>ADOPTED</b>

<b>CLASSIFICATION TITLE</b>	<b>RANGE</b>	<b>2022</b>	<b>2023</b>	<b>REQUEST</b>	<b>RECOMM'D</b>	<b>ADOPTED</b>
<b><u>COUNTY EXECUTIVE, continued</u></b>						
<u>LEGISLATIVE LOBBYIST</u>						
<b>LEGISLATIVE LOBBYIST SUBTOTAL</b>		<b>1.000</b>	<b>1.000</b>	<b>1.000</b>	<b>1.000</b>	<b>1.000</b>
<u>OFFICE OF ENERGY &amp; CLIMATE CHANGE</u>						
CLIMATE CHANGE COORDINATOR	M 12	1.000	1.000	1.000	1.000	1.000
ENERGY AND CLIMATE SPECIALIST	P 09	0.000	1.000	1.000	1.000	1.000
ENERGY SPECIALIST	P 07	0.000	0.000	0.000	1.000	1.000
ENERGY AND CLIMATE SPECIALIST	P 05	0.500	0.000	0.000	0.000	0.000
<b>OFFICE OF ENERGY &amp; CLIMATE CHANGE SUBTOTAL</b>		<b>1.500</b>	<b>2.000</b>	<b>2.000</b>	<b>3.000</b>	<b>3.000</b>
<u>CULTURAL AFFAIRS</u>						
DIRECTOR OF CULTURAL AFFAIRS	M 12	1.000	1.000	1.000	1.000	1.000
CULTURAL AFFAIRS SPECIALIST	P 05	0.500 <sup>09-07</sup>	1.000 <sup>09-07</sup>	1.000 <sup>09-07</sup>	1.000 <sup>09-07</sup>	1.000 <sup>09-07</sup>
<b>CULTURAL AFFAIRS SUBTOTAL</b>		<b>1.500</b>	<b>2.000</b>	<b>2.000</b>	<b>2.000</b>	<b>2.000</b>
<b>COUNTY EXECUTIVE TOTAL</b>		<b>11.000</b>	<b>12.000</b>	<b>12.000</b>	<b>13.000</b>	<b>13.000</b>

**DANE COUNTY HENRY VILAS ZOO**

EXECUTIVE ZOO DIRECTOR	MC	1.000	1.000	1.000	1.000	1.000
DEPUTY ZOO DIRECTOR	M 13	1.000	1.000	1.000	1.000	1.000
VETERINARIAN	M 11	0.000	0.000	1.000	1.000	1.000
GENERAL CURATOR	M 10	1.000	1.000	1.000	1.000	1.000
GENERAL OPERATIONS MANAGER	M 10	1.000	1.000	1.000	1.000	1.000
CONSERVATION EDUCATION CURATOR	M 09	1.000	1.000	1.000	1.000	1.000
MARKETING AND OUTREACH COORDINATOR	P 09	1.000	1.000	1.000	1.000	1.000
ZOO MANAGER	M 08	2.000	2.000	2.000	2.000	2.000
EDUCATION MANAGER	M 07	1.000	1.000	1.000	1.000	1.000
EDUCATION COORDINATOR	P 07	1.000	1.000	1.000	1.000	1.000
GUEST SERVICE COORDINATOR	P 07	1.000	1.000	1.000	1.000	1.000
VOLUNTEER SERVICES COORDINATOR	P 07	1.000	1.000	1.000	1.000	1.000
FACILITIES & ANIMAL LIFE SUPPORT TECHNICIAN	F 18	1.000	1.000	1.000	1.000	1.000
FACILITIES & ANIMAL LIFE SUPPORT ASSISTANT	F 17	2.000	2.000	2.000	2.000	2.000
LEAD VETERINARYTECHNICIAN	F 16	1.000	1.000	1.000	1.000	1.000

**COUNTY OF DANE  
BUDGETED POSITIONS**

CLASSIFICATION TITLE	RANGE	2022	2023	2024		
				REQUEST	RECOMM'D	ADOPTED
<b><u>DANE COUNTY HENRY VILAS ZOO, continued</u></b>						
LEAD ZOO KEEPER	F 16	2.000	2.000	2.000	2.000	2.000
HORTICULTURE SPECIALIST	F 14	1.000	1.000	1.000	1.000	1.000
VETERINARY TECHNICIAN	F 14	1.000	1.000	1.000	1.000	1.000
ZOO KEEPER	F 14	15.000	15.000	15.000	15.000	15.600
SEMI-SKILLED LABORER-ZOO	F 13	1.000	1.000	1.000	1.000	1.000
ZOO ATTENDANT	F 13	0.000	0.000	0.600	0.600	1.200
JANITOR I	F 09	2.000	2.000	2.000	2.000	2.000
CLERK I-II	G 07-10	1.500	1.500	1.500	1.500	1.500
<b>DANE COUNTY HENRY VILAS ZOO TOTAL</b>		<b>39.500</b>	<b>39.500</b>	<b>41.100</b>	<b>41.100</b>	<b>42.300</b>
<b><u>DISTRICT ATTORNEY</u></b>						
<b><u>CRIMINAL &amp; TRAFFIC - ADULT</u></b>						
DISTRICT ATTORNEY OPERATIONS MANAGER	M 12	1.000	1.000	1.000	1.000	1.000
PARALEGAL MANAGER	M 09	1.000	1.000	1.000	1.000	1.000
INFORMATION TECHNOLOGY SPECIALIST II	P 09	1.000	1.000	1.000	1.000	1.000
INFORMATION TECHNOLOGY SPECIALIST I	P 08	0.000	0.000	0.000	0.000	1.000 <sup>39-14</sup>
INVESTIGATOR	L 17	2.000	2.000	2.000	2.000	2.000
PARALEGAL II	G 18	4.000	4.000	4.000	4.000	4.000
LEAD DA WORKER	G 17	2.000	2.000	2.000	2.000	2.000
PARALEGAL I	G 17	6.000	6.000	6.000	6.000	6.000
ADMINISTRATIVE LEGAL ASSISTANT	G 16	8.000	8.000	8.000	8.000	8.000
CLERK III	G 13	5.000	5.000	5.000	5.000	5.000
<b>CRIMINAL &amp; TRAFFIC - ADULT SUBTOTAL</b>		<b>30.000</b>	<b>30.000</b>	<b>30.000</b>	<b>30.000</b>	<b>31.000</b>
<b><u>CRIMINAL &amp; TRAFFIC - JUVENILE</u></b>						
SYSTEMS COORDINATOR	M 12	1.000	1.000	1.000	1.000	1.000
PARALEGAL II	G 18	1.000	1.000	1.000	1.000	1.000
ADMINISTRATIVE LEGAL ASSISTANT	G 16	2.000	2.000	2.000	2.000	2.000
<b>CRIMINAL &amp; TRAFFIC - JUVENILE SUBTOTAL</b>		<b>4.000</b>	<b>4.000</b>	<b>4.000</b>	<b>4.000</b>	<b>4.000</b>
<b><u>VICTIM/WITNESS</u></b>						
DIRECTOR OF VICTIM WITNESS SERVICES	M 14	1.000 <sup>39-01</sup>	1.000 <sup>39-01</sup>	1.000 <sup>39-01</sup>	1.000 <sup>39-01</sup>	1.000 <sup>39-01</sup>
DEPUTY DIRECTOR OF VICTIM WITNESS SERVICES	M 12	0.000 <sup>39-01</sup>	1.000 <sup>39-01</sup>	1.000 <sup>39-01</sup>	1.000 <sup>39-01</sup>	1.000 <sup>39-01</sup>

**COUNTY OF DANE  
BUDGETED POSITIONS**

<b>2024</b>		
<b>REQUEST</b>	<b>RECOMM'D</b>	<b>ADOPTED</b>

CLASSIFICATION TITLE	RANGE	2022	2023	REQUEST	RECOMM'D	ADOPTED
<b><u>DISTRICT ATTORNEY, continued</u></b>						
<u>VICTIM/WITNESS</u>						
DOMESTIC VIOLENCE UNIT MANAGER	M 12	1.000 <sup>39-01</sup>	0.000 <sup>39-01</sup>	0.000 <sup>39-01</sup>	0.000 <sup>39-01</sup>	0.000 <sup>39-01</sup>
VICTIM/WITNESS CASE MANAGER	SW20	6.000	6.000	6.000	6.000	6.000
VICTIM/WITNESS CASE MANAGER	SW20	10.000 <sup>39-01</sup>	10.000 <sup>39-01</sup>	10.000 <sup>39-01</sup>	10.000 <sup>39-01</sup>	10.000 <sup>39-01</sup>
LEAD DA WORKER	G 17	1.000	1.000	1.000	1.000	1.000
ACCOUNT CLERK III	G 16	1.000	1.000	1.000	1.000	1.000
ADMINISTRATIVE LEGAL ASSISTANT	G 16	4.000	4.000	4.000	4.000	4.000
ADMINISTRATIVE LEGAL ASSISTANT	G 16	0.900 <sup>39-04</sup>	0.900 <sup>39-04</sup>	0.900 <sup>39-04</sup>	0.900 <sup>39-04</sup>	0.900 <sup>39-04</sup>
<b>VICTIM/WITNESS SUBTOTAL</b>		<b>24.900</b>	<b>24.900</b>	<b>24.900</b>	<b>24.900</b>	<b>24.900</b>
<u>CRIME RESPONSE</u>						
CRIME RESPONSE MANAGER	M 12	1.000 <sup>39-02</sup>	0.000 <sup>39-02</sup>	0.000 <sup>39-02</sup>	0.000 <sup>39-02</sup>	0.000 <sup>39-02</sup>
DEPUTY DIRECTOR OF VICTIM WITNESS SERVICES	M 12	0.000 <sup>39-02</sup>	1.000 <sup>39-02</sup>	1.000 <sup>39-02</sup>	1.000 <sup>39-02</sup>	1.000 <sup>39-02</sup>
CRIME RESPONSE SPECIALIST	SW20	0.500 <sup>39-02</sup>	0.500 <sup>39-02</sup>	0.500 <sup>39-02</sup>	0.500 <sup>39-02</sup>	0.500 <sup>39-02</sup>
CRIME RESPONSE SPECIALIST	SW20	1.000	1.000	1.000	1.000	1.000
CRIME RESPONSE SPECIALIST	SW20	0.700 <sup>39-03</sup>	0.700 <sup>39-03</sup>	0.700 <sup>39-03</sup>	0.700 <sup>39-03</sup>	0.700 <sup>39-03</sup>
CRIME RESPONSE SPECIALIST	SW20	1.000 <sup>39-11</sup>	1.000 <sup>39-11</sup>	1.000 <sup>39-11</sup>	1.000 <sup>39-11</sup>	1.000 <sup>39-11</sup>
CRIME RESPONSE SPECIALIST	SW20	0.700 <sup>39-07</sup>	0.700 <sup>39-07</sup>	0.700 <sup>39-07</sup>	0.700 <sup>39-07</sup>	0.700 <sup>39-07</sup>
<b>CRIME RESPONSE SUBTOTAL</b>		<b>4.900</b>	<b>4.900</b>	<b>4.900</b>	<b>4.900</b>	<b>4.900</b>
<u>DEFERRED PROSECUTION</u>						
DEFERRED PROSECUTION PROGRAM DIRECTOR	M 12	1.000	1.000	1.000	1.000	1.000
SENIOR SUBSTANCE ABUSE COUNSELOR	SW21	1.000	0.000	0.000	0.000	0.000
DEFERRED PROSECUTION CASE MANAGER	SW20	5.000	6.000	6.000	6.000	6.000
DEFERRED PROSECUTION CHILD ABUSE SPECIALIST	SW20	1.000	1.000	1.000	1.000	1.000
SUBSTANCE ABUSE COUNSELOR	SW20	1.000 <sup>39-08</sup>	1.000 <sup>39-08</sup>	1.000 <sup>39-08</sup>	1.000 <sup>39-08</sup>	1.000 <sup>39-08</sup>
CLERK IV	G 15	1.000	1.000	1.000	1.000	1.000
<b>DEFERRED PROSECUTION SUBTOTAL</b>		<b>10.000</b>	<b>10.000</b>	<b>10.000</b>	<b>10.000</b>	<b>10.000</b>
<b>DISTRICT ATTORNEY TOTAL</b>		<b>73.800</b>	<b>73.800</b>	<b>73.800</b>	<b>73.800</b>	<b>74.800</b>



**COUNTY OF DANE  
BUDGETED POSITIONS**

CLASSIFICATION TITLE	RANGE	2022	2023	2024		
				REQUEST	RECOMM'D	ADOPTED
<b><u>EMERGENCY MANAGEMENT</u></b>						
<u>EMERGENCY PLANNING</u>						
DIRECTOR OF EMERGENCY MANAGEMENT	MC	1.000	1.000	1.000	1.000	1.000
ASSISTANT EMERGENCY PLANNING DIRECTOR	M 13	1.000	1.000	1.000	1.000	1.000
EMERGENCY COMMUNICATION AND OUTREACH MANAGER	M 13	0.000	0.000	0.000	1.000	1.000
CRISIS TEAM COORDINATOR	P 10	0.000	0.500	0.500	0.500	0.500
POPULATION PROT PLANNER	P 10	1.000	1.000	1.000	1.000	1.000
RESPONSE EQUIPMENT SPECIALIST	P 10	1.000	1.000	1.000	1.000	1.000
CLERK III	G 13	1.000	1.000	1.000	1.000	1.000
<b>EMERGENCY PLANNING SUBTOTAL</b>		<b>5.000</b>	<b>5.500</b>	<b>5.500</b>	<b>6.500</b>	<b>6.500</b>
<u>HAZARDOUS MATERIALS PLANNING</u>						
HAZARDOUS MATERIALS PLANNER	P 10	1.000 <sup>48-01</sup>	1.000 <sup>48-01</sup>	1.000 <sup>48-01</sup>	1.000 <sup>48-01</sup>	1.000 <sup>48-01</sup>
ADMINISTRATIVE ASSISTANT II	G 17	1.000 <sup>48-07</sup>	1.000 <sup>48-07</sup>	1.000 <sup>48-07</sup>	1.000 <sup>48-07</sup>	1.000 <sup>48-07</sup>
<b>HAZARDOUS MATERIALS PLANNING SUBTOTAL</b>		<b>2.000</b>	<b>2.000</b>	<b>2.000</b>	<b>2.000</b>	<b>2.000</b>
<u>EMERGENCY MEDICAL SERVICES</u>						
CRISIS TEAM COORDINATOR	P 10	0.000	0.000	0.000	0.000	0.000
DATA ANALYST	P 10	1.000	1.000	1.000	1.000	1.000
EMERGENCY MANAGEMENT SPECIALIST	P 10	1.000	1.000	1.000	1.000	1.000
OPIATE PREVENTION SPECIALIST	P 10	0.000	1.000	1.000	1.000	1.000
CLERK III	G 13	1.000	1.000	1.000	1.000	1.000
<b>EMERGENCY MEDICAL SERVICES SUBTOTAL</b>		<b>3.000</b>	<b>4.000</b>	<b>4.000</b>	<b>4.000</b>	<b>4.000</b>
<b>EMERGENCY MANAGEMENT TOTAL</b>		<b>10.000</b>	<b>11.500</b>	<b>11.500</b>	<b>12.500</b>	<b>12.500</b>
<b><u>EXTENSION</u></b>						
COUNTY EXTENSION DIRECTOR	M D	1.000 <sup>80-01</sup>	1.000 <sup>80-01</sup>	1.000 <sup>80-01</sup>	1.000 <sup>80-01</sup>	1.000 <sup>80-01</sup>
COUNTY EXTENSION AGENT	M A	1.000 <sup>80-03</sup>	0.000 <sup>80-03</sup>	0.000	0.000	0.000
DEPUTY DIRECTOR OF EXTENSION	M 11	1.000	1.000	1.000	1.000	1.000
EDUCATIONAL PROGRAM COORDINATOR	P 05	1.000 <sup>80-06</sup>	1.000 <sup>80-06</sup>	0.000	0.000	0.000
CLERK I-II	G 07-10	2.000	2.000	2.000	2.000	2.000
<b>EXTENSION TOTAL</b>		<b>6.000</b>	<b>5.000</b>	<b>4.000</b>	<b>4.000</b>	<b>4.000</b>

**COUNTY OF DANE  
BUDGETED POSITIONS**

<b>2024</b>		
<b>REQUEST</b>	<b>RECOMM'D</b>	<b>ADOPTED</b>

CLASSIFICATION TITLE	RANGE	2022	2023	REQUEST	RECOMM'D	ADOPTED
<b><u>FAMILY COURT SERVICES</u></b>						
FAMILY COURT SERVICES DIRECTOR	M 14	1.000	1.000	1.000	1.000	1.000
FAMILY COURT COUNSELOR	SW20	8.000	8.000	8.000	8.000	8.000
CLERK IV	G 15	1.000	1.000	1.000	1.000	1.000
CLERK III	G 13	1.000	1.000	1.000	1.000	1.000
<b>FAMILY COURT SERVICES TOTAL</b>		<b>11.000</b>	<b>11.000</b>	<b>11.000</b>	<b>11.000</b>	<b>11.000</b>

**HIGHWAY & TRANSPORTATION**

HIGHWAY & TRANSPORTATION

COMMISSIONER/DIR OF PUBLIC WORKS,HWY&TRANSPORTATI	MC	1.000	1.000	1.000	1.000	1.000
ASSISTANT HIGHWAY & TRANSPORTATION COMR	M 16	0.000	1.000	1.000	1.000	1.000
ASSISTANT HIGHWAY & TRANSPORTATION COMR	M 14	1.000	0.000	0.000	0.000	0.000
HIGHWAY ENGINEER	M 13	3.000	4.000	4.000	4.000	4.000
BUSINESS AND ACCOUNTING MANAGER	M 12	1.000	1.000	1.000	1.000	1.000
OPERATIONS MANAGER HIGHWAY	M 12	1.000	1.000	1.000	1.000	1.000
ASSISTANT MAINTENANCE SUPERINTENDENT	M 10	3.000	3.000	4.000	4.000	4.000
ASSOCIATE HIGHWAY ENGINEER	M 10	1.000	1.000	1.000	1.000	1.000
SHOP SUPERVISOR	M 10	1.000	1.000	1.000	1.000	1.000
ASSOCIATE ENGINEERING TECHNICIAN	M 08	1.000	1.000	1.000	1.000	1.000
INFORMATION TECHNOLOGY SPECIALIST I	P 08	1.000	1.000	1.000	1.000	1.000
HIGHWAY CREW LEADER	F 18	8.000	8.000	8.000	8.000	8.000
SHOP CREW LEADER	F 18	1.000	1.000	1.000	1.000	1.000
ACCOUNTING ASSISTANT	G 18	1.000	2.000	2.000	2.000	2.000
BODY REPAIR WORKER	F 16	1.000	1.000	1.000	1.000	1.000
HIGHWAY STOCKROOM LEAD WORKER	F 16	1.000	1.000	1.000	1.000	1.000
MECHANIC	F 16	8.000	9.000	9.000	9.000	9.000
ACCOUNT CLERK III	G 16	1.000	0.000	0.000	0.000	0.000
SKILLED LABORER TRAINER	F 14	1.000	1.000	1.000	1.000	1.000
SKILLED LABORER-HIGHWAY	F 14	106.000	108.000	110.000	110.000	110.000
ACCOUNT CLERK II	G 14	1.000	1.000	1.000	1.000	1.000
CLERK III	G 13	2.000	2.000	2.000	2.000	2.000
<b>HIGHWAY &amp; TRANSPORTATION SUBTOTAL</b>		<b>145.000</b>	<b>149.000</b>	<b>152.000</b>	<b>152.000</b>	<b>152.000</b>

**COUNTY OF DANE  
BUDGETED POSITIONS**

CLASSIFICATION TITLE	RANGE	2022	2023	2024		
				REQUEST	RECOMM'D	ADOPTED
<b><u>HIGHWAY &amp; TRANSPORTATION, continued</u></b>						
<u>PARKING RAMP</u>						
PARKING RAMP CREW LEADER	F 18	1.000	1.000	1.000	1.000	1.000
PARKING FACILITY WORKER	F 11	1.000	1.000	1.000	1.000	1.000
<b>PARKING RAMP SUBTOTAL</b>		<b>2.000</b>	<b>2.000</b>	<b>2.000</b>	<b>2.000</b>	<b>2.000</b>
<b>HIGHWAY &amp; TRANSPORTATION TOTAL</b>		<b>147.000</b>	<b>151.000</b>	<b>154.000</b>	<b>154.000</b>	<b>154.000</b>

**HUMAN SERVICES DEPARTMENT**

ADMINISTRATION

DIRECTOR OF DEPARTMENT OF HUMAN SERVICES	MC	1.000	1.000	1.000	1.000	1.000
DEPUTY DIRECTOR OF HUMAN SERVICES	M 16	1.000	1.000	1.000	1.000	1.000
DIVISION ADMINISTRATOR OF FISCAL & MANAGEMENT SERV	M 16	1.000	1.000	1.000	1.000	1.000
BUDGET CONTRACTS AND OPERATIONS MANAGER	M 14	1.000	1.000	1.000	1.000	1.000
COMMUNICATIONS MANAGER	M 13	1.000	1.000	1.000	1.000	1.000
PLANNING AND EVALUATION MANAGER	M 13	1.000	1.000	1.000	1.000	1.000
SYSTEMS COORDINATOR	M 12	1.000	1.000	1.000	1.000	1.000
FINANCE MANAGER	M 11	2.000	2.000	2.000	2.000	2.000
HUMAN SERVICES PROGRAM ANALYST	P 11	4.000	4.000	4.000	4.000	4.000
INFORMATION TECHNOLOGY PROJECT MANAGER	P 11	1.000	1.000	1.000	1.000	1.000
LANGUAGE ACCESS COORDINATOR	P 11	0.000	1.000	1.000	1.000	1.000
BUDGET ANALYST	M 10	1.000	1.000	1.000	1.000	1.000
SENIOR ACCOUNTANT	M 10	5.000	5.000	5.000	5.000	5.000
COMMUNICATIONS COORDINATOR	P 10	0.000	0.000	1.000	1.000	1.000 <sup>54-A3</sup>
INFORMATION TECHNOLOGY BUSINESS ANALYST	P 10	0.000	1.000	1.000	1.000	1.000
GRANTS MANAGER	P 09	1.000	1.000	1.000	1.000	1.000
INFORMATION TECHNOLOGY SPECIALIST II	P 09	1.000	1.000	1.000	1.000	1.000
ACCOUNTANT	P 08-09	4.000	5.000	6.000	6.000	6.000
INFORMATION TECHNOLOGY SPECIALIST I	P 08	3.000	4.000	4.000	4.000	4.000
OFFICE SUPERVISOR	M 06-08	0.500	0.500	0.500	0.500	0.500
ACCOUNTING ASSISTANT	G 18	2.000	2.000	2.000	2.000	2.000
COLLECTIONS SPECIALIST	G 17	2.000	2.000	2.000	2.000	2.000
MECHANICAL REPAIR WORKER	G 16-F	1.000 <sup>54-46</sup>	1.000 <sup>54-46</sup>	1.000 <sup>54-46</sup>	1.000 <sup>54-46</sup>	1.000 <sup>54-46</sup>

**COUNTY OF DANE  
BUDGETED POSITIONS**

<b>2024</b>
<b>REQUEST    RECOMM'D    ADOPTED</b>

CLASSIFICATION TITLE	RANGE	2022	2023	REQUEST	RECOMM'D	ADOPTED
<b><u>HUMAN SERVICES DEPARTMENT, continued</u></b>						
<b><u>ADMINISTRATION</u></b>						
ADMINISTRATIVE ASSISTANT I	G 16	1.000	2.000	2.000	2.000	2.000
ADMINISTRATIVE LEGAL ASSISTANT	G 16	1.000	1.000	1.000	1.000	1.000
ACCOUNT CLERK II	G 15	0.000	0.000	1.000	1.000	1.000
CLERK IV	G 15	2.000	2.000	2.000	2.000	2.000
ACCOUNT CLERK II	G 14	7.000	7.000	7.000	7.000	7.000
JANITOR	G 09	1.000 <sup>54-46</sup>	1.000 <sup>54-46</sup>	1.000 <sup>54-46</sup>	1.000 <sup>54-46</sup>	1.000 <sup>54-46</sup>
CLERK I-II	G 07-10	2.500	2.500	2.500	2.500	2.500
<b>ADMINISTRATION SUBTOTAL</b>		<b>49.000</b>	<b>54.000</b>	<b>57.000</b>	<b>57.000</b>	<b>57.000</b>
<b><u>CHILDREN, YOUTH &amp; FAMILIES</u></b>						
DIVISION ADMINISTRATOR/CY&F SERVICES	M 16	1.000	1.000	1.000	1.000	1.000
COMMUNITY SERVICES MANAGER	M 12	0.000	0.000	0.000	0.000	0.000
CYF HUMAN SERVICES MANAGER	M 12	3.000	4.000	4.000	4.000	4.000
SOCIAL WORK SUPERVISOR	M 11	14.000	15.000	15.000	15.000	15.000
SOCIAL WORK SUPERVISOR	M 11	1.000 <sup>54-67</sup>	1.000 <sup>54-67</sup>	1.000 <sup>54-67</sup>	1.000 <sup>54-67</sup>	1.000 <sup>54-67</sup>
SOCIAL SERVICE SPECIALIST SUPERVISOR	M 09	1.000	1.000	1.000	1.000	1.000
INFORMATION TECHNOLOGY SPECIALIST I	P 08	1.000	1.000	1.000	1.000	1.000
OFFICE SUPERVISOR	M 06-08	1.000	1.000	1.000	1.000	1.000
LEAD SOCIAL WORKER	SW21	11.000	13.000	13.000	13.000	13.000
LEAD PROGRAM LEADER	SW20	0.000	1.000	1.000	1.000	1.000
TRAUMA INFORMED CARE COORDINATOR	SW20	1.000 <sup>54-87</sup>	1.000	1.000	1.000	1.000
YOUTH JUSTICE COORDINATOR	SW20	2.000	2.000	2.000	2.000	2.000
SOCIAL WORKER/SENIOR SOCIAL WORKER	SW16-18-20	90.000	88.000	88.000	88.000	88.000
SOCIAL WORKER/SENIOR SOCIAL WORKER	SW16-18-20	2.000 <sup>54-88</sup>	2.000 <sup>54-88</sup>	2.000 <sup>54-88</sup>	2.000 <sup>54-88</sup>	2.000 <sup>54-88</sup>
CASE MANAGER	SW16-18	0.000	1.000	1.000	1.000	1.000
PROGRAM LEADER	SW16-18	13.000	12.000	12.000	12.000	12.000
ADMINISTRATIVE ASSISTANT I	G 16	1.000	1.000	1.000	1.000	1.000
LEAD SOCIAL SERVICE SPECIALIST	G 16	0.000	1.000	1.000	1.000	1.000
SOCIAL SERVICE SPECIALIST	G 14	14.000	16.000	16.000	16.000	16.000
SOCIAL SERVICE SPECIALIST BILINGUAL HISP	G 14	1.000	0.000	0.000	0.000	0.000
CLERK III	G 13	3.000	3.000	3.000	3.000	3.000

**COUNTY OF DANE  
BUDGETED POSITIONS**

CLASSIFICATION TITLE	RANGE	2022	2023	2024		
				REQUEST	RECOMM'D	ADOPTED
<b><u>HUMAN SERVICES DEPARTMENT, continued</u></b>						
<u>CHILDREN, YOUTH &amp; FAMILIES</u>						
TRANSPORTATION AIDE/DRIVER	G 12	1.000	1.000	1.000	1.000	1.000
CLERK I-II	G 07-10	8.000	8.000	8.000	8.000	8.000
<b>CHILDREN, YOUTH &amp; FAMILIES SUBTOTAL</b>		<b>169.000</b>	<b>174.000</b>	<b>174.000</b>	<b>174.000</b>	<b>174.000</b>
<u>DISABILITY &amp; AGING SERVICES</u>						
DIVISION ADMINISTRATOR DISABILITY & AGING SERVICES	M 16	0.000 <sup>54-94</sup>	1.000 <sup>54-94</sup>	1.000	1.000	1.000
DIVISION ADMINISTRATOR/ADULT COMMUNITY SERVICES	M 16	1.000	0.000	0.000	0.000	0.000
AGING AND DISABILITY RESOURCE CENTER MANAGER	M 12	1.000 <sup>54-46</sup>	1.000 <sup>54-46</sup>	1.000 <sup>54-46</sup>	1.000 <sup>54-46</sup>	1.000 <sup>54-46</sup>
AREA AGENCY ON AGING MANAGER	M 12	1.000	1.000	1.000	1.000	1.000
COMMUNITY SERVICES MANAGER	M 12	5.000	2.000	2.000	2.000	2.000
BEHAVIORAL HEALTH RESOURCE CENTER SUPERVISOR	M 11	1.000	0.000	0.000	0.000	0.000
DEVELOPMENTAL DISABILITIES PROGRAM SUPERVISOR	M 11	1.000	1.000	1.000	1.000	1.000
INDEPENDENT LIVING SUPPORT PROJECT SUPERVISOR	M 11	0.000	0.500 <sup>54-A1</sup>	0.500 <sup>54-A1</sup>	0.500 <sup>54-A1</sup>	0.500 <sup>54-A1</sup>
INFORMATION AND ASSISTANCE SUPERVISOR	M 11	3.000 <sup>54-46</sup>	3.000 <sup>54-46</sup>	3.000 <sup>54-46</sup>	3.000 <sup>54-46</sup>	3.000 <sup>54-46</sup>
LONG TERM SUPPORT SUPV	M 11	1.000	1.000	1.000	1.000	1.000
SOCIAL WORK SUPERVISOR	M 11	3.000	1.000	1.000	1.000	1.000
AGING AND DISABILITY RESOURCE CTR PROG SPECIALIST	M 10	1.000 <sup>54-46</sup>	1.000 <sup>54-46</sup>	1.000 <sup>54-46</sup>	1.000 <sup>54-46</sup>	1.000 <sup>54-46</sup>
BEHAVIORAL HEALTH PROGRAM SPECIALIST	M 10	2.000	0.000	0.000	0.000	0.000
COMPREHENSIVE COMMUNITY SERVICES PROGRAM SPECIALI	M 10	1.000	0.000	0.000	0.000	0.000
DEVELOPMENTAL DISABILITIES PROGRAM SPECIALIST	M 10	2.000	2.000	2.000	2.000	2.000
PROGRAM SPECIALIST/AGING	M 10	1.000	1.000	1.000	1.000	1.000
TRANSPORTATION COORDINATOR	M 10	1.000	1.000	1.000	1.000	1.000
BEHAVIORAL HEALTH PROGRAM SPECIALIST	P 10	5.000	0.000	0.000	0.000	0.000
DEVELOPMENTAL DISABILITIES PROGRAM SPECIALIST	P 10	1.000	1.000	1.000	1.000	1.000
PROGRAM SPECIALIST/AGING	P 10	1.000	1.000	1.000	1.000	1.000
INFORMATION AND ASSISTANCE LEAD SPECIALIST	P 07A	6.000 <sup>54-46</sup>	6.000 <sup>54-46</sup>	6.000 <sup>54-46</sup>	6.000 <sup>54-46</sup>	6.000 <sup>54-46</sup>
CAREGIVER SPECIALIST	P 07	1.000	1.000	1.000	1.000	1.000
HUMAN SERVICES COMMUNITY PROGRAMS COORDINATOR	P 07	2.000	0.000	0.000	0.000	0.000
OFFICE SUPERVISOR	M 06-08	0.500	0.500	0.500	0.500	0.500
CARE COORDINATOR	P 05A	0.000	6.000 <sup>54-A1</sup>	6.000 <sup>54-A1</sup>	6.000 <sup>54-A1</sup>	6.000 <sup>54-A1</sup>
DEMENTIA CARE SPECIALIST	P 05A	0.000 <sup>54-56</sup>	1.000 <sup>54-56</sup>	1.000 <sup>54-56</sup>	1.000 <sup>54-56</sup>	1.000 <sup>54-56</sup>

**COUNTY OF DANE  
BUDGETED POSITIONS**

<b>2024</b>		
<b>REQUEST</b>	<b>RECOMM'D</b>	<b>ADOPTED</b>

<b>CLASSIFICATION TITLE</b>	<b>RANGE</b>	<b>2022</b>	<b>2023</b>	<b>REQUEST</b>	<b>RECOMM'D</b>	<b>ADOPTED</b>
-----------------------------	--------------	-------------	-------------	----------------	-----------------	----------------

**HUMAN SERVICES DEPARTMENT, continued**

**DISABILITY & AGING SERVICES**

DEMENTIA CARE SPECIALIST	P 05A	0.000	0.500	1.000	1.000	1.000
DEMENTIA CARE SPECIALIST PROJECT	P 05A	1.000 <sup>54-56</sup>	0.000 <sup>54-56</sup>	0.000 <sup>54-56</sup>	0.000 <sup>54-56</sup>	0.000 <sup>54-56</sup>
DEMENTIA SUPPORT SPECIALIST	P 05A	0.000	0.500	0.500 <sup>54-A2</sup>	0.500 <sup>54-A2</sup>	0.500 <sup>54-A2</sup>
DISABILITY BENEFIT SPECIALIST	P 05A	4.000	4.000	4.000	4.000	4.000
ELDER BENEFIT SPECIALIST	P 05A	3.000	3.000	3.000	3.000	3.000
INFORMATION AND ASSISTANCE SPECIALIST	P 05A	1.000	1.000	1.000	1.000	1.000
INFORMATION AND ASSISTANCE SPECIALIST	P 05A	26.000 <sup>54-46</sup>	26.000 <sup>54-46</sup>	26.000 <sup>54-46</sup>	26.000 <sup>54-46</sup>	26.000 <sup>54-46</sup>
RESOURCE SPECIALIST	P 05A	0.000	1.000	1.000	1.000	1.000
MOBILITY PROGRAM SPECIALIST	P 05	1.000	1.000	1.500	1.500	1.500
REGISTERED DIETICIAN	N 18A	0.000	1.000	1.000	1.000	1.000
BEHAVIORAL HEALTH LEAD	SW21	1.000	0.000	0.000	0.000	0.000
CHILDREN'S LONG-TERM SUPPORT - LEAD	SW21	0.000	2.000	2.000	2.000	2.000
LEAD SOCIAL WORKER	SW21	2.000	0.000	0.000	0.000	0.000
BEHAVIORAL HEALTH RESOURCE SPECIALIST	SW20	4.000	0.000	0.000	0.000	0.000
LEAD REPRESENTATIVE PAYEE	G 17	1.000	0.000	0.000	0.000	0.000
SOCIAL WORKER/SENIOR SOCIAL WORKER	SW16-18-20	44.000	26.000	27.000	27.000	27.000
CASE MANAGER	SW16-18	10.000	7.000	9.000	9.000	9.000
CASE MANAGER BILINGUAL - SPANISH	SW16-18	0.000	0.000	1.000	1.000	1.000
QUALITY ASSURANCE SPECIALIST	SW16-18	6.000	3.000	3.000	3.000	3.000
ADMINISTRATIVE ASSISTANT I	G 16	2.000	1.000	1.000	1.000	1.000
REPRESENTATIVE PAYEE SPECIALIST	G 15	2.000	0.000	0.000	0.000	0.000
ACCOUNT CLERK II	G 14	2.000	2.000	3.000	3.000	3.000
CLERK III	G 13	1.000 <sup>54-46</sup>	1.000 <sup>54-46</sup>	1.000 <sup>54-46</sup>	1.000 <sup>54-46</sup>	1.000 <sup>54-46</sup>
CLERK III	G 13	3.500	3.500	3.500	3.500	3.500
CLERK I-II	G 07-10	2.000 <sup>54-46</sup>	2.000 <sup>54-46</sup>	2.000 <sup>54-46</sup>	2.000 <sup>54-46</sup>	2.000 <sup>54-46</sup>
CLERK I-II	G 07-10	3.750	2.750	1.750	1.750	1.750
<b>DISABILITY &amp; AGING SERVICES SUBTOTAL</b>		<b>161.750</b>	<b>121.250</b>	<b>126.250</b>	<b>126.250</b>	<b>126.250</b>

**BADGER PRAIRIE HCC ADMINISTRATION**

BADGER PRAIRIE HEALTH CARE CENTER ADMINISTRATOR	M 16	1.000	1.000	1.000	1.000	1.000
BADGER PRAIRIE HEALTH CARE CENTER BUSINESS MANAGER	M 11	1.000	0.000	0.000	0.000	0.000

COUNTY OF DANE  
BUDGETED POSITIONS

CLASSIFICATION TITLE	RANGE	2022	2023	2024		
				REQUEST	RECOMM'D	ADOPTED
<b><u>HUMAN SERVICES DEPARTMENT, continued</u></b>						
<b><u>BADGER PRAIRIE HCC ADMINISTRATION</u></b>						
FINANCE MANAGER	M 11	0.000	1.000	1.000	1.000	1.000
CLINICAL EQUIPMENT AND SUPPLIES COORDINATOR	M 08	1.000	1.000	1.000	1.000	1.000
ADMINISTRATIVE SERVICES SUPERVISOR	M 06-08	1.000	1.000	1.000	1.000	1.000
ACCOUNTING ASSISTANT	G 18	1.000	1.000	1.000	1.000	1.000
ACCOUNT CLERK III	G 16	1.000	1.000	1.000	1.000	1.000
ACCOUNT CLERK II	G 14	1.000	1.000	1.000	1.000	1.000
CLERK I-II	G 07-10	2.000	2.000	2.000	2.000	2.000
<b>BADGER PRAIRIE HCC ADMINISTRATION SUBTOTAL</b>		<b>9.000</b>	<b>9.000</b>	<b>9.000</b>	<b>9.000</b>	<b>9.000</b>
<b><u>BADGER PRAIRIE HEALTH CARE CENTER</u></b>						
DIRECTOR OF NURSING SERVICES	M 13	1.000	1.000	1.000	1.000	1.000
ACTIVITY AND VOLUNTEER SUPERVISOR	M 11	1.000	1.000	1.000	1.000	1.000
NURSE MANAGER	M 11	4.000	4.000	4.000	4.000	4.000
SOCIAL SERVICES SUPERVISOR	M 11	1.000	1.000	1.000	1.000	1.000
CLINICAL CARE COORDINATOR	N 19	5.000	5.000	5.000	5.000	5.000
REGISTERED DIETICIAN	N 18A	1.000	1.000	1.000	1.000	1.000
REGISTERED NURSE-BPHCC	N 18A	22.200	25.000	25.000	25.000	25.000
RESIDENT MEDICAL SERVICE COORDINATOR	G 19	1.000	1.000	1.000	1.000	1.000
LICENSED PRACTICAL NURSE	G 18	3.100	3.500	3.500	3.500	3.500
MEDICAL CODING AND HEALTH INFORMATION SPECIALIST	G 18	1.000	1.000	1.000	1.000	1.000
SOCIAL WORKER/SENIOR SOCIAL WORKER	SW16-18-20	4.000	4.000	4.000	4.000	4.000
RECREATION THERAPIST	SW16-18	5.000	5.000	5.000	5.000	5.000
SCHEDULING CLERK II	G 14	1.000	1.000	1.000	1.000	1.000
SCHEDULING CLERK I	G 13	2.100	2.100	2.100	2.100	2.100
CERTIFIED NURSING ASSISTANT	G 12	96.000	95.600	95.600	95.600	95.600
COSMETOLOGIST	G 12	0.600	0.600	0.600	0.600	0.600
DRIVER-CERTIFIED NURSING ASSISTANT	G 12	1.000	1.000	1.000	1.000	1.000
ACTIVITY ASSISTANT	G 11	0.500	0.500	0.500	0.500	0.500
EQUIPMENT & INVENTORY TECHNICIAN	G 10	1.000	1.000	1.000	1.000	1.000
LAUNDRY WORKER	G 07	1.000	1.000	1.000	1.000	1.000
LAUNDRY WORKER	G 07	0.300 <sup>54-87</sup>	0.300 <sup>54-87</sup>	0.300 <sup>54-87</sup>	0.300 <sup>54-87</sup>	0.300 <sup>54-87</sup>

**COUNTY OF DANE  
BUDGETED POSITIONS**

<b>2024</b>		
<b>REQUEST</b>	<b>RECOMM'D</b>	<b>ADOPTED</b>

<b>CLASSIFICATION TITLE</b>	<b>RANGE</b>	<b>2022</b>	<b>2023</b>	<b>REQUEST</b>	<b>RECOMM'D</b>	<b>ADOPTED</b>
-----------------------------	--------------	-------------	-------------	----------------	-----------------	----------------

**HUMAN SERVICES DEPARTMENT, continued**

BADGER PRAIRIE HEALTH CARE CENTER

<b>BADGER PRAIRIE HEALTH CARE CENTER SUBTOTAL</b>		<b>152.800</b>	<b>155.600</b>	<b>155.600</b>	<b>155.600</b>	<b>155.600</b>
---	--	----------------	----------------	----------------	----------------	----------------

ECONOMIC ASSISTANCE & WORK SERVICES

DIVISION ADMINISTRATOR/ECON ASSISTANCE & WORK SERV	M 16	1.000	1.000	1.000	1.000	1.000
ASSOCIATE EAWS DIVISION MANAGER/OPERATIONS	M 12	1.000	1.000	1.000	1.000	1.000
ADMINISTRATIVE MANAGER	M 11	0.000	1.000	1.000	1.000	1.000
ECONOMIC SUPPORT SUPERVISOR	M 11	9.000	9.000	9.000	9.000	9.000
ECONOMIC SUPPORT SUPERVISOR PROJECT	M 11	0.750 <sup>54-44</sup>	1.000 <sup>54-44</sup>	1.000 <sup>54-44</sup>	1.000 <sup>54-44</sup>	1.000 <sup>54-44</sup>
ECONOMIC SUPPORT SUPERVISOR	M 11	1.000	1.000	1.000	1.000	1.000
ADMINISTRATIVE MANAGER	M 10	1.000	0.000	0.000	0.000	0.000
HUMAN SERVICES PROGRAM SPECIALIST	P 05	1.000 <sup>54-61</sup>	1.000 <sup>54-61</sup>	1.000 <sup>54-61</sup>	1.000 <sup>54-61</sup>	1.000 <sup>54-61</sup>
LEAD ECONOMIC SUPPORT SPECIALIST	G 19	14.000	14.000	14.000	14.000	14.000
ECONOMIC SUPPORT SPECIALIST	G 17	91.750	91.750	91.750	91.750	91.750
ECONOMIC SUPPORT SPECIALIST	G 17	1.000 <sup>54-76</sup>	1.000 <sup>54-76</sup>	1.000 <sup>54-76</sup>	1.000 <sup>54-76</sup>	1.000 <sup>54-76</sup>
ECONOMIC SUPPORT SPECIALIST BILINGUAL - SPANISH	G 17	0.000	0.000	1.000	1.000	1.000
CLERK IV	G 15	1.000	1.000	1.000	1.000	1.000
CLERK III	G 13	1.000	1.000	1.000	1.000	1.000
SCHEDULING CLERK I	G 13	0.000	1.000	1.000	1.000	1.000
CLERK I-II	G 07-10	10.000	9.000	9.000	9.000	9.000
CLERK I-II BILINGUAL - SPANISH	G 07-10	0.000	0.000	0.500	0.500	0.500
<b>ECONOMIC ASSISTANCE &amp; WORK SERVICES SUBTOTAL</b>		<b>133.500</b>	<b>133.750</b>	<b>135.250</b>	<b>135.250</b>	<b>135.250</b>

PREVENTION & EARLY INTERVENTION

DIVISION ADMINISTRATOR OF PREVENTION & EARLY INTER	M 16	1.000	1.000	1.000	1.000	1.000
PEI HUMAN SERVICES MANAGER	M 12	3.000	3.000	3.000	3.000	3.000
SOCIAL WORK SUPERVISOR	M 11	4.800	5.000	6.000	6.000	6.000
SOCIAL WORK SUPERVISOR	M 11	1.000	0.000 <sup>54-97</sup>	0.000	0.000	0.000
BEHAVIORAL HEALTH PROGRAM SPECIALIST	P 10	0.000	1.000 <sup>54-99</sup>	1.000 <sup>54-99</sup>	1.000 <sup>54-99</sup>	1.000 <sup>54-99</sup>
OUT OF HOME CARE PROGRAM SPECIALIST	P 10	1.000	1.000	1.000	1.000	1.000
AMERICORPS COORDINATOR	P 07	1.000 <sup>54-62</sup>	1.000 <sup>54-62</sup>	1.000 <sup>54-62</sup>	1.000 <sup>54-62</sup>	1.000 <sup>54-62</sup>
HUMAN SERVICES COMMUNITY PROGRAMS COORDINATOR	P 07	1.000	1.000	1.000	1.000	1.000
LEAD SOCIAL WORKER	SW21	1.000	0.000	0.000	0.000	0.000



**COUNTY OF DANE  
BUDGETED POSITIONS**

CLASSIFICATION TITLE	RANGE	2022	2023	2024		
				REQUEST	RECOMM'D	ADOPTED
<b><u>HUMAN SERVICES DEPARTMENT, continued</u></b>						
<b><u>PREVENTION &amp; EARLY INTERVENTION</u></b>						
SOCIAL WORKER/SENIOR SOCIAL WORKER	SW16-18-20	40.500	29.500	29.500	29.500	29.500
SOCIAL WORKER/SENIOR SOCIAL WORKER	SW16-18-20	1.000 <sup>54-87</sup>	1.000	1.000	1.000	1.000
PROGRAM LEADER	SW16-18	3.000	6.000	4.000	6.000	6.000
SOCIAL SERVICE SPECIALIST	G 14	1.000	1.000	1.000	1.000	1.000
SOCIAL SERVICE SPECIALIST BILINGUAL	G 14	0.000	0.000	1.000	1.000	1.000
CLERK III	G 13	1.000	1.000	1.000	1.000	1.000
CLERK I-II	G 07-10	3.750	3.750	2.750	2.750	2.750
<b>PREVENTION &amp; EARLY INTERVENTION SUBTOTAL</b>		<b>64.050</b>	<b>55.250</b>	<b>54.250</b>	<b>56.250</b>	<b>56.250</b>
<b><u>HOUSING ACCESS &amp; AFFORDABILITY</u></b>						
DIVISION ADMINISTRATOR OF HOUSING ACCESS & AFFORD	M 16	1.000	1.000	1.000	1.000	1.000
HAA HUMAN SERVICES MANAGER	M 12	0.000	1.000	1.000	1.000	1.000
CDBG/RLF ADMINISTRATIVE SPECIALIST	P 11	1.000 <sup>54-82</sup>	1.000 <sup>54-82</sup>	1.000 <sup>54-82</sup>	1.000 <sup>54-82</sup>	1.000 <sup>54-82</sup>
COMMUNITY DEVELOPMENT BLOCK GRANT PROGRAM SPECIA	P 10	2.000 <sup>54-81</sup>	2.000 <sup>54-81</sup>	2.000 <sup>54-81</sup>	2.000 <sup>54-81</sup>	2.000 <sup>54-81</sup>
ECONOMIC DEVELOPMENT PROGRAM SPECIALIST	P 10	1.000	1.000	1.000	1.000	1.000
HOUSING PROGRAM SPECIALIST	P 10	1.000 <sup>54-95</sup>	1.000 <sup>54-95</sup>	1.000 <sup>54-95</sup>	1.000 <sup>54-95</sup>	1.000 <sup>54-95</sup>
HOUSING PROGRAM SPECIALIST	P 10	2.000	3.000	3.000	3.000	3.000
HOUSING PROGRAM SPECIALIST	P 10	1.000 <sup>54-91</sup>	1.000 <sup>54-91</sup>	1.000 <sup>54-91</sup>	1.000 <sup>54-91</sup>	1.000 <sup>54-91</sup>
HOUSING PROGRAM SPECIALIST	P 10	0.000	0.000	0.000	0.000	1.000 <sup>54-A4</sup>
HOUSING STRATEGY SPECIALIST	P 10	1.000 <sup>54-93</sup>	1.000 <sup>54-93</sup>	1.000	1.000	1.000
CDBG AND HOUSING CLERK	G 15	0.000	1.000	1.000	1.000	1.000
<b>HOUSING ACCESS &amp; AFFORDABILITY SUBTOTAL</b>		<b>10.000</b>	<b>13.000</b>	<b>13.000</b>	<b>13.000</b>	<b>14.000</b>
<b><u>BEHAVIORAL HEALTH</u></b>						
DIVISION ADMINISTRATOR DISABILITY & AGING SERVICES	M 16	1.000 <sup>54-94</sup>	0.000 <sup>54-94</sup>	0.000	0.000	0.000
DIVISION ADMINISTRATOR/ADULT COMMUNITY SERVICES	M 16	0.000	1.000	1.000	1.000	1.000
COMMUNITY SERVICES MANAGER	M 12	1.000	4.000	4.000	4.000	4.000
BEHAVIORAL HEALTH PROGRAM MANAGER	M 11	0.000	1.000	1.000	1.000	1.000
BEHAVIORAL HEALTH RESOURCE CENTER SUPERVISOR	M 11	0.000	1.000	1.000	1.000	1.000
COMPREHENSIVE COMMUNITY SERVICES PROGRAM MANAGE	M 11	0.000	1.000	1.000	1.000	1.000
SOCIAL WORK SUPERVISOR	M 11	0.000	1.000 <sup>54-97</sup>	1.000	1.000	1.000
SOCIAL WORK SUPERVISOR	M 11	0.000	1.000 <sup>54-98</sup>	1.000	1.000	1.000

**COUNTY OF DANE  
BUDGETED POSITIONS**

<b>2024</b>		
<b>REQUEST</b>	<b>RECOMM'D</b>	<b>ADOPTED</b>

CLASSIFICATION TITLE	RANGE	2022	2023	REQUEST	RECOMM'D	ADOPTED
----------------------	-------	------	------	---------	----------	---------

**HUMAN SERVICES DEPARTMENT, continued**

**BEHAVIORAL HEALTH**

SOCIAL WORK SUPERVISOR	M 11	0.000	2.000	2.000	2.000	2.000
BEHAVIORAL HEALTH PROGRAM SPECIALIST	M 10	0.000	1.000	1.000	1.000	1.000
COMPREHENSIVE COMMUNITY SERVICES PROGRAM SPECIALI	M 10	0.000	0.000	0.000	0.000	0.000
BEHAVIORAL HEALTH PROGRAM SPECIALIST	P 10	1.000	6.000	6.000	6.000	6.000
CRISIS RESPONSE PROGRAM DEVELOPER	P 10	0.000	1.000	1.000	1.000	1.000
HUMAN SERVICES COMMUNITY PROGRAMS COORDINATOR	P 07	0.000	2.000	2.000	2.000	2.000
PEER SUPPORT SPECIALIST	P 05	0.000	0.000	2.000	2.000	2.000
BEHAVIORAL HEALTH LEAD	SW21	0.000	2.000	2.000	2.000	2.000
LEAD SOCIAL WORKER	SW21	0.000	3.000	3.000	3.000	3.000
BEHAVIORAL HEALTH RESOURCE SPECIALIST	SW20	0.000	4.000	4.000	4.000	4.000
LEAD REPRESENTATIVE PAYEE	G 17	0.000	1.000	1.000	1.000	1.000
SOCIAL WORKER/SENIOR SOCIAL WORKER	SW16-18-20	0.000	32.000	32.000	32.000	32.000
CASE MANAGER	SW16-18	0.000	12.000	12.000	12.000	12.000
QUALITY ASSURANCE SPECIALIST	SW16-18	0.000	5.000	5.000	5.000	5.000
ADMINISTRATIVE ASSISTANT I	G 16	1.000	2.000	2.000	2.000	2.000
REPRESENTATIVE PAYEE SPECIALIST	G 15	0.000	2.000	2.000	2.000	2.000
SOCIAL SERVICE SPECIALIST	G 14	0.000	2.000 <sup>54-98</sup>	2.000	2.000	2.000
CLERK III	G 13	1.000	1.000	1.000	1.000	1.000
CLERK I-II	G 07-10	0.000	1.000	3.000	3.000	3.000
<b>BEHAVIORAL HEALTH SUBTOTAL</b>		<b>5.000</b>	<b>89.000</b>	<b>93.000</b>	<b>93.000</b>	<b>93.000</b>
<b>HUMAN SERVICES DEPARTMENT TOTAL</b>		<b>754.100</b>	<b>804.850</b>	<b>817.350</b>	<b>819.350</b>	<b>820.350</b>

**JUVENILE COURT PROGRAM**

**ADMINISTRATION & RECEPTION CENTER**

JUVENILE COURT ADMINISTRATOR	MC	1.000	1.000	1.000	1.000	1.000
COMMUNITY PROGRAM MANAGER	M 11	1.000	1.000	1.000	1.000	1.000
JUVENILE COURT COUNSELOR II	SW16-18-20	1.000	1.000	1.000	1.000	1.000
JUVENILE COURT/SENIOR JUVENILE COURT COUNSELOR	SW16-18-20	4.200	4.200	4.200	4.200	4.200
CLERK III	G 13	1.000	1.000	1.000	1.000	1.000
CLERK I-II	G 07-10	1.000	1.000	1.000	1.000	1.000

COUNTY OF DANE  
BUDGETED POSITIONS

CLASSIFICATION TITLE	RANGE	2022	2023	2024		
				REQUEST	RECOMM'D	ADOPTED
<b><u>JUVENILE COURT PROGRAM, continued</u></b>						
<u>ADMINISTRATION &amp; RECEPTION CENTER</u>						
<b>ADMINISTRATION &amp; RECEPTION CENTER SUBTOTAL</b>		<b>9.200</b>	<b>9.200</b>	<b>9.200</b>	<b>9.200</b>	<b>9.200</b>
<u>HOME DETENTION</u>						
JUVENILE COURT WORKER	G 16	3.000	3.000	3.000	3.000	3.000
<b>HOME DETENTION SUBTOTAL</b>		<b>3.000</b>	<b>3.000</b>	<b>3.000</b>	<b>3.000</b>	<b>3.000</b>
<u>DETENTION</u>						
JUVENILE DETENTION SUPERINTENDENT	M 11	1.000	1.000	1.000	1.000	1.000
LEAD JUVENILE COURT WORKER	G 18	2.000	2.000	2.000	2.000	2.000
JUVENILE COURT WORKER	G 16	10.500	10.500	10.500	12.000	12.000
<b>DETENTION SUBTOTAL</b>		<b>13.500</b>	<b>13.500</b>	<b>13.500</b>	<b>15.000</b>	<b>15.000</b>
<u>SHELTER HOME</u>						
JUVENILE COURT COUNSELOR II	SW16-18-20	1.000	1.000	1.000	1.000	1.000
JUVENILE COURT WORKER	G 16	8.000	8.000	8.000	8.000	8.000
<b>SHELTER HOME SUBTOTAL</b>		<b>9.000</b>	<b>9.000</b>	<b>9.000</b>	<b>9.000</b>	<b>9.000</b>
<b>JUVENILE COURT PROGRAM TOTAL</b>		<b>34.700</b>	<b>34.700</b>	<b>34.700</b>	<b>36.200</b>	<b>36.200</b>

**LAND & WATER RESOURCES**

ADMINISTRATION

DIRECTOR OF LAND AND WATER RESOURCES	MC	1.000 <sup>63-02</sup>	1.000 <sup>63-02</sup>	1.000 <sup>63-02</sup>	1.000 <sup>63-02</sup>	1.000 <sup>63-02</sup>
ASSISTANT DIRECTOR OF LAND & WATER RESOURCES	M 16	0.000	1.000	1.000	1.000	1.000
ASSISTANT DIRECTOR OF LAND & WATER RESOURCES	M 14	1.000	0.000	0.000	0.000	0.000
WATERSHED MANAGER	M 13	1.000	1.000	0.000	0.000	0.000
CONSERVATION GIS ANALYST	P 12	1.000	1.000	1.000	1.000	1.000
LAKES AND WATERSHED PROGRAM COORDINATOR	P 12	1.000	1.000	0.000	0.000	0.000
LAND AND WATER RESOURCE ENGINEER I	P 11	1.000 <sup>63-14</sup>	1.000	0.000	0.000	0.000
LAND AND WATER SCIENTIST	P 10	1.000 <sup>63-14</sup>	1.000	0.000	0.000	0.000
REAL ESTATE COORDINATOR	P 10	1.000	1.000	1.000	1.000	1.000
ENVIRONMENTAL PLANNER	P 09	1.000	1.000	0.000	0.000	0.000
WATER QUALITY SPECIALIST	P 09	1.000 <sup>63-13</sup>	1.000 <sup>63-13</sup>	1.000 <sup>63-13</sup>	1.000 <sup>63-13</sup>	1.000 <sup>63-13</sup>
LANDS MANAGER	P 08	1.000 <sup>63-04</sup>	1.000 <sup>63-04</sup>	1.000 <sup>63-04</sup>	1.000 <sup>63-04</sup>	1.000 <sup>63-04</sup>

**COUNTY OF DANE  
BUDGETED POSITIONS**

<b>2024</b>		
<b>REQUEST</b>	<b>RECOMM'D</b>	<b>ADOPTED</b>

CLASSIFICATION TITLE	RANGE	2022	2023	REQUEST	RECOMM'D	ADOPTED
<b><u>LAND &amp; WATER RESOURCES, continued</u></b>						
<b><u>ADMINISTRATION</u></b>						
EDUCATION COORDINATOR	P 07	0.000	1.000	0.000	0.000	0.000
LAND & WATER EDUCATION COORDINATOR	P 07	0.000	0.000	0.000	0.000	0.000
LAND & WATER YOUTH COORDINATOR	P 07	1.000 <sup>63-13</sup>	1.000 <sup>63-13</sup>	1.000 <sup>63-13</sup>	1.000 <sup>63-13</sup>	1.000 <sup>63-13</sup>
STRATEGIC ENGAGEMENT COORDINATOR	P 07	1.000	1.000	0.000	0.000	0.000
GIS SPECIALIST	P 05-09	1.000 <sup>63-05</sup>	1.000 <sup>63-05</sup>	0.000 <sup>63-05</sup>	0.000 <sup>63-05</sup>	0.000 <sup>63-05</sup>
ACCOUNTING ASSISTANT	G 18	0.000	1.000	1.000	1.000	1.000
ACCOUNT CLERK II	G 14	1.000	0.000	0.000	0.000	0.000
CLERK III	G 13	2.000	2.000	2.000	2.000	2.000
<b>ADMINISTRATION SUBTOTAL</b>		<b>17.000</b>	<b>18.000</b>	<b>10.000</b>	<b>10.000</b>	<b>10.000</b>
<b><u>PARK OPERATIONS</u></b>						
PARKS DIRECTOR	M 13	1.000	1.000	1.000	1.000	1.000
DEPUTY PARKS DIRECTOR	M 12	1.000	1.000	1.000	1.000	1.000
PARK PLANNING MANAGER	M 12	0.000	1.000	1.000	1.000	1.000
SENIOR LANDSCAPE ARCHITECT	M 12	1.000	0.000	0.000	0.000	0.000
PARKS OPERATIONS MANAGER	M 10	1.000	1.000	1.000	1.000	1.000
LANDSCAPE ARCHITECT II	P 10	0.000	1.000	1.000	1.000	1.000
BOTANIST/NATURALIST	P 08	1.000	2.000	2.000	2.000	2.000
LANDSCAPE ARCHITECT I	P 08	0.000	2.000	2.000	2.000	2.000
PARK FACILITY PLANNER	P 08	1.000	0.000	0.000	0.000	0.000
PARK PROPERTY PLANNER	P 08	1.000	0.000	0.000	0.000	0.000
FORESTER SPECIALIST	P 07	1.000	1.000	1.000	1.000	1.000
LAND AND WATER VOLUNTEER COORDINATOR	P 07	1.000	1.000	1.000	1.000	1.000
LAND RESTORATION SPECIALIST	P 05-06	1.000 <sup>63-17</sup>	1.000 <sup>63-17</sup>	1.000 <sup>63-17</sup>	1.000 <sup>63-17</sup>	1.000 <sup>63-17</sup>
LAND RESTORATION SPECIALIST	P 05-06	1.000	0.000	0.000	0.000	0.000
ARBORIST	P 05	1.000	1.000	1.000	1.000	1.000
LEAD PARK RANGER	G 18-F	1.000	1.000	1.000	1.000	1.000
PARK CREW LEADER	G 18-F	2.000	2.000	2.000	2.000	2.000
MECHANIC	G 16-F	2.000	2.000	2.000	2.000	2.000
MECHANICAL REPAIR WORKER	G 16-F	2.000	2.000	2.000	2.000	2.000
PARK RANGER	G 16	4.000	4.000	4.000	5.000	5.000

COUNTY OF DANE  
BUDGETED POSITIONS

CLASSIFICATION TITLE	RANGE	2022	2023	2024		
				REQUEST	RECOMM'D	ADOPTED
<b><u>LAND &amp; WATER RESOURCES, continued</u></b>						
<u>PARK OPERATIONS</u>						
PARK MAINTENANCE TECHNICIAN	G 14-65	6.000	6.000	6.000	6.000	6.000
PARK LABORER	G 12-F	4.000	4.000	4.000	4.000	4.000
<b>PARK OPERATIONS SUBTOTAL</b>		<b>33.000</b>	<b>34.000</b>	<b>34.000</b>	<b>35.000</b>	<b>35.000</b>
<u>FRIENDS OF THE HERITAGE CENTER</u>						
ENGAGEMENT AND VISITOR SERVICES MANAGER	M 10	1.000	1.000	1.000	1.000	1.000
EDUCATION COORDINATOR	P 07	0.000	0.000	1.000	1.000	1.000
STRATEGIC ENGAGEMENT COORDINATOR	P 07	0.000	0.000	1.000	1.000	1.000
<b>FRIENDS OF THE HERITAGE CENTER SUBTOTAL</b>		<b>1.000</b>	<b>1.000</b>	<b>3.000</b>	<b>3.000</b>	<b>3.000</b>
<u>WATER RESOURCE ENGINEERING</u>						
WATER RESOURCE ENGINEERING DIVISION MANAGER	M 13	1.000	1.000	1.000	1.000	1.000
LAND AND WATER RESOURCE ENGINEER II	P 12	2.000	2.000	2.000	2.000	2.000
LAND AND WATER RESOURCE ENGINEER I	P 11	1.000	1.000	1.000	1.000	1.000
LAND AND WATER RESOURCE ENGINEER I	P 11	0.000	1.000 <sup>63-19</sup>	1.000	1.000	1.000
URBAN EROSION CONTROL ANALYST	P 08	2.000	2.000	2.000	2.000	2.000
EROSION CONTROL SPECIALIST	P 05-06	2.000	2.000	2.000	2.000	2.000
STORMWATER EDUCATION COORDINATOR	P 05	0.600	0.600	0.600	0.600	0.750
<b>WATER RESOURCE ENGINEERING SUBTOTAL</b>		<b>8.600</b>	<b>9.600</b>	<b>9.600</b>	<b>9.600</b>	<b>9.750</b>
<u>WATERSHEDS &amp; ECOSYSTEM SERVICES</u>						
WATERSHED MANAGER	M 13	0.000	0.000	1.000	1.000	1.000
LAKES AND WATERSHED PROGRAM COORDINATOR	P 12	0.000	0.000	1.000	1.000	1.000
LAND AND WATER RESOURCE ENGINEER I	P 11	0.000 <sup>63-14</sup>	0.000	1.000	1.000	1.000
LAND AND WATER SCIENTIST	P 10	0.000 <sup>63-14</sup>	0.000	1.000	1.000	1.000
HYDROLOGIC TECHNICIAN	P 08	0.000	0.000	1.000	1.000	1.000
GIS SPECIALIST	P 05-09	0.000 <sup>63-05</sup>	0.000 <sup>63-05</sup>	1.000 <sup>63-05</sup>	1.000 <sup>63-05</sup>	1.000 <sup>63-05</sup>
<b>WATERSHEDS &amp; ECOSYSTEM SERVICES SUBTOTAL</b>		<b>0.000</b>	<b>0.000</b>	<b>6.000</b>	<b>6.000</b>	<b>6.000</b>
<u>CONSERVATION</u>						
COUNTY CONSERVATIONIST	M 13	1.000	1.000	1.000	1.000	1.000
LAND AND WATER RESOURCE ENGINEER II	P 12	1.000	1.000	1.000	1.000	1.000
DATA ANALYST	P 10	1.000	1.000	1.000	1.000	1.000

**COUNTY OF DANE  
BUDGETED POSITIONS**

<b>2024</b>		
<b>REQUEST</b>	<b>RECOMM'D</b>	<b>ADOPTED</b>

CLASSIFICATION TITLE	RANGE	2022	2023	REQUEST	RECOMM'D	ADOPTED
----------------------	-------	------	------	---------	----------	---------

**LAND & WATER RESOURCES, continued**

CONSERVATION

AGRONOMIST	P 09	0.000	1.000 <sup>63-18</sup>	1.000 <sup>63-18</sup>	1.000 <sup>63-18</sup>	1.000 <sup>63-18</sup>
CONSERVATION SPECIALIST ADVANCED	P 09	2.000	2.000	2.000	2.000	2.000
CONSERVATION SPECIALIST II	P 08	2.000	2.000	2.000	2.000	2.000
CONSERVATION SPECIALIST II	P 08	2.000 <sup>63-03</sup>	2.000 <sup>63-03</sup>	2.000 <sup>63-03</sup>	2.000 <sup>63-03</sup>	2.000 <sup>63-03</sup>
CONSERVATION SPECIALIST II	P 08	1.000 <sup>63-08</sup>	1.000 <sup>63-08</sup>	1.000 <sup>63-08</sup>	1.000 <sup>63-08</sup>	1.000 <sup>63-08</sup>
CONSERVATION SPECIALIST II	P 08	1.000 <sup>63-15</sup>	1.000 <sup>63-15</sup>	1.000 <sup>63-15</sup>	1.000 <sup>63-15</sup>	1.000 <sup>63-15</sup>
CONSERVATION TECHNICIAN	P 08	1.000	1.000	1.000	1.000	1.000
CONSERVATION TECHNICIAN	P 08	1.000 <sup>63-13</sup>	1.000 <sup>63-13</sup>	1.000 <sup>63-13</sup>	1.000 <sup>63-13</sup>	1.000 <sup>63-13</sup>
<b>CONSERVATION SUBTOTAL</b>		<b>13.000</b>	<b>14.000</b>	<b>14.000</b>	<b>14.000</b>	<b>14.000</b>

LAKE MANAGEMENT

LAKE MANAGEMENT AND PROJECT COORDINATOR	M 10	1.000	1.000	1.000	1.000	1.000
ENVIRONMENTAL PLANNER	P 09	0.000	0.000	1.000	1.000	1.000
HYDROLOGIC TECHNICIAN	P 08	1.000	1.000	0.000	0.000	0.000
LAKES MANAGEMENT CREW LEADER	G 18-F	1.000	1.000	1.000	1.000	1.000
LEAD DREDGE OPERATOR	G 18-F	1.000	1.000	1.000	1.000	1.000
MECHANIC	G 16-F	1.000	1.000	1.000	1.000	1.000
MECHANIC	G 16-F	1.000 <sup>63-16</sup>	1.000	1.000	1.000	1.000
HEAVY EQUIPMENT OPERATOR	G 14-65	2.000	3.000	3.000	3.000	3.000
DREDGE LABORER	G 12-F	0.000	1.000	1.000	1.000	1.000
<b>LAKE MANAGEMENT SUBTOTAL</b>		<b>8.000</b>	<b>10.000</b>	<b>10.000</b>	<b>10.000</b>	<b>10.000</b>

<b>LAND &amp; WATER RESOURCES TOTAL</b>	<b>80.600</b>	<b>86.600</b>	<b>86.600</b>	<b>87.600</b>	<b>87.750</b>
---	---------------	---------------	---------------	---------------	---------------

**LAND INFORMATION OFFICE**

SYSTEMS ADMINISTRATOR III	P 13	1.000 <sup>86-01</sup>	1.000 <sup>86-01</sup>	1.000 <sup>86-01</sup>	1.000 <sup>86-01</sup>	1.000 <sup>86-01</sup>
SENIOR GIS ANALYST	P 12-13	2.000	2.000	2.000	2.000	2.000
<b>LAND INFORMATION OFFICE TOTAL</b>		<b>3.000</b>	<b>3.000</b>	<b>3.000</b>	<b>3.000</b>	<b>3.000</b>

**LIBRARY**

LIBRARY DIRECTOR	MC	1.000 <sup>68-01</sup>	1.000 <sup>68-01</sup>	1.000 <sup>68-01</sup>	1.000 <sup>68-01</sup>	1.000 <sup>68-01</sup>
------------------	----	------------------------	------------------------	------------------------	------------------------	------------------------

**COUNTY OF DANE  
BUDGETED POSITIONS**

CLASSIFICATION TITLE	RANGE	2022	2023	2024		
				REQUEST	RECOMM'D	ADOPTED
<b><u>LIBRARY, continued</u></b>						
BEYOND THE PAGE MANAGER	P 09	0.750	0.750	0.750	0.750	0.750
LIBRARIAN	P 09	4.300	4.300	4.300	4.300	4.300
LIBRARY ASSISTANT	G 13	1.500	1.750	1.750	1.750	1.750
CLERK I-II	G 07-10	1.750	2.000	2.000	2.000	2.000
<b>LIBRARY TOTAL</b>		<b>9.300</b>	<b>9.800</b>	<b>9.800</b>	<b>9.800</b>	<b>9.800</b>
<b><u>MEDICAL EXAMINER</u></b>						
CHIEF MEDICAL EXAMINER	MCME	1.000	1.000	1.000	1.000	1.000
DEPUTY CHIEF MEDICAL EXAMINER	MCDC	1.000	0.000	0.000	0.000	0.000
DEPUTY MEDICAL EXAMINER	MCD	2.000	2.000	2.000	2.000	2.000
DEPUTY MEDICAL EXAMINER	MCD	1.000 <sup>36-08</sup>	1.000	1.000	1.000	1.000
DEPUTY MEDICAL EXAMINER	MCD	1.000 <sup>36-09</sup>	1.000 <sup>36-09</sup>	1.000 <sup>36-09</sup>	1.000 <sup>36-09</sup>	1.000 <sup>36-09</sup>
DIRECTOR OF OPERATIONS MEDICAL EXAMINER	M 16	1.000	1.000	1.000	1.000	1.000
DEPUTY DIRECTOR OF OPERATIONS	M 14	1.000	0.000	1.000	1.000	1.000
CHIEF OF INVESTIGATIONS	M 12	1.000	1.000	1.000	1.000	1.000
LEAD MEDICOLEGAL INVESTIGATOR	P 11	1.000	1.000	1.000	1.000	1.000
MEDICOLEGAL INVESTIGATOR	P 10	8.000	8.000	8.000	8.000	8.000
MORGUE TECHNICIAN	P 07	3.000	3.000	3.000	3.000	3.000
ADMINISTRATIVE ASSISTANT I	G 16	1.000	1.000	1.000	1.000	1.000
CLERK I-II	G 07-10	1.000	1.000	1.000	1.000	1.000
<b>MEDICAL EXAMINER TOTAL</b>		<b>23.000</b>	<b>21.000</b>	<b>22.000</b>	<b>22.000</b>	<b>22.000</b>
<b><u>OFFICE FOR EQUITY &amp; INCLUSION</u></b>						
DIRECTOR OF THE OFFICE FOR EQUITY & INCLUSION	MC	1.000	1.000	1.000	1.000	1.000
MANAGER OF EQUAL EMPLOYMENT OPPORTUNITY	M 13	1.000	1.000	1.000	1.000	1.000
MANAGER OF POLICY AND PROGRAM IMPROVEMENT	M 13	1.000	1.000	1.000	1.000	1.000
ADA COORDINATOR	P 11	0.500	1.000	1.000	1.000	1.000
LANGUAGE ACCESS AND REPORTING SPECIALIST	P 11	0.000	0.000	0.000	0.000	1.000
CONTRACT COMPLIANCE SPECIALIST	P 08	1.000	1.000	1.000	1.000	1.000
DIVERSITY RECRUITMENT SPECIALIST	P 08	1.000	1.000	1.000	1.000	1.000
CLERK III	G 13	1.000	1.000	1.000	1.000	1.000

COUNTY OF DANE  
BUDGETED POSITIONS

2024		
REQUEST	RECOMM'D	ADOPTED

CLASSIFICATION TITLE	RANGE	2022	2023	REQUEST	RECOMM'D	ADOPTED
----------------------	-------	------	------	---------	----------	---------

**OFFICE FOR EQUITY & INCLUSION, continued**

<b>OFFICE FOR EQUITY &amp; INCLUSION TOTAL</b>		<b>6.500</b>	<b>7.000</b>	<b>7.000</b>	<b>7.000</b>	<b>8.000</b>
--	--	--------------	--------------	--------------	--------------	--------------

**OFFICE OF CRIMINAL JUSTICE REFORM**

DIRECTOR OF OFFICE OF CRIMINAL JUSTICE REFORM	MC	0.000	0.000	0.000	0.000	0.000
DIRECTOR OF OFFICE OF CRIMINAL JUSTICE REFORM	MC	0.000	1.000	1.000	1.000	1.000
RESEARCH ANALYST	M 11	0.000	1.000 <sup>07-01</sup>	1.000	1.000	1.000
COMMUNITY COURT COORDINATOR	P 11	0.000	1.000	1.000	1.000	1.000
CRIMINAL JUSTICE COUNCIL DATA & EVALUATION ANALYST	P 10	0.000	1.000 <sup>07-01</sup>	1.000	1.000	1.000
STRATEGIC ENGAGEMENT COORDINATOR	P 07	0.000	1.000 <sup>07-02</sup>	1.000	1.000	1.000
CLERK I-II	G 07-10	0.000	1.000	1.000	1.000	1.000
<b>OFFICE OF CRIMINAL JUSTICE REFORM TOTAL</b>			<b>6.000</b>	<b>6.000</b>	<b>6.000</b>	<b>6.000</b>

**PLANNING & DEVELOPMENT**

RECORDS AND SUPPORT

PLANNING & DEV DIRECTOR	MC	1.000	1.000	1.000	1.000	1.000
LAND RECORDS ADMINISTRATOR	M 12	1.000	1.000	1.000	1.000	1.000
DEPUTY LAND RECORDS ADMINISTRATOR	M 10	1.000	1.000	1.000	1.000	1.000
COUNTY SURVEYOR	P 10	1.000	1.000	1.000	1.000	1.000
LAND RECORDS REVIEW ANALYST	P 08	2.000	2.000	2.000	2.000	2.000
CLERK IV	G 15	0.500	0.500	0.500	0.500	0.500
LAND RECORDS SPECIALIST	G 15	1.000	1.000	1.000	1.000	1.000
LAND RECORDS TECHNICIAN	G 13	1.000	1.000	1.000	1.000	1.000
CLERK I-II	G 07-10	0.750	0.750	0.750	0.750	0.750
<b>RECORDS AND SUPPORT SUBTOTAL</b>		<b>9.250</b>	<b>9.250</b>	<b>9.250</b>	<b>9.250</b>	<b>9.250</b>

PLANNING DIVISION

SENIOR PLANNER	P 11	5.000	5.000	5.000	5.000	5.000
BROADBAND COORDINATOR	P 10	0.000	1.000 <sup>60-05</sup>	1.000 <sup>60-05</sup>	1.000 <sup>60-05</sup>	1.000 <sup>60-05</sup>
REGIONAL HOUSING PROJECT ASSISTANT	P 09	0.000	0.000	0.000	0.000	1.000 <sup>60-06</sup>
<b>PLANNING DIVISION SUBTOTAL</b>		<b>5.000</b>	<b>6.000</b>	<b>6.000</b>	<b>6.000</b>	<b>7.000</b>



COUNTY OF DANE  
BUDGETED POSITIONS

CLASSIFICATION TITLE	RANGE	2022	2023	2024		
				REQUEST	RECOMM'D	ADOPTED
<b><u>PLANNING &amp; DEVELOPMENT, continued</u></b>						
<u>ZONING &amp; PLAT REVIEW</u>						
ZONING ADMINISTRATOR	M 12	1.000	1.000	1.000	1.000	1.000
ASSISTANT ZONING ADMINISTRATOR	P 08	2.000	2.000	2.000	2.000	2.000
ASSISTANT ZONING ADMINISTRATOR	P 08	1.000 <sup>60-04</sup>	1.000	1.000	1.000	1.000
ZONING INSPECTOR	P 05-06	4.000	4.000	4.000	4.000	4.000
CLERK IV	G 15	0.500	0.500	0.500	0.500	0.500
CLERK I-II	G 07-10	0.250	0.250	0.250	0.250	0.250
<b>ZONING &amp; PLAT REVIEW SUBTOTAL</b>		<b>8.750</b>	<b>8.750</b>	<b>8.750</b>	<b>8.750</b>	<b>8.750</b>
<b>PLANNING &amp; DEVELOPMENT TOTAL</b>		<b>23.000</b>	<b>24.000</b>	<b>24.000</b>	<b>24.000</b>	<b>25.000</b>
<b><u>PRETRIAL SERVICES</u></b>						
DIRECTOR OF PRETRIAL SERVICES	M 14	1.000 <sup>28-01</sup>	1.000	1.000	1.000	1.000
LEAD SOCIAL WORKER	SW21	1.000 <sup>28-02</sup>	1.000	1.000	1.000	1.000
SOCIAL WORKER	SW16-18	4.000 <sup>28-02</sup>	4.000	4.000	4.000	4.000
CLERK III	G 13	1.000 <sup>28-02</sup>	1.000	1.000	1.000	1.000
PRETRIAL SERVICES ASSESSOR	G 10	2.000 <sup>28-02</sup>	2.000	2.000	2.000	2.000
<b>PRETRIAL SERVICES TOTAL</b>		<b>9.000</b>	<b>9.000</b>	<b>9.000</b>	<b>9.000</b>	<b>9.000</b>
<b><u>PUBLIC SAFETY COMMUNICATIONS</u></b>						
DIRECTOR OF PUBLIC SAFETY COMMUNICATIONS	MC	1.000	1.000	1.000	1.000	1.000
PUBLIC SAFETY COMMUNICATIONS TECHNICAL SERVICES MG	M 14	1.000	1.000	1.000	1.000	1.000
PUBLIC SAFETY COMMUNICATIONS MANAGER	M 13	2.000	2.000	2.000	2.000	2.000
PUBLIC SAFETY INFORMATION TECHN SPECIALIST III	P 12	1.000	1.000	1.000	1.000	1.000
COMMUNICATIONS SUPERVISOR	M 11	10.000	10.000	10.000	10.000	10.000
TRAINING AND RECRUITMENT MANAGER	M 11	0.000	1.000	1.000	1.000	1.000
PUBLIC SAFETY INFORMATION TECHN SPECIALIST II	P 11	2.000	3.000	3.000	3.000	3.000
PUBLIC SAFETY INFORMATION TECHN SPECIALIST II	P 11	1.000 <sup>45-03</sup>	1.000 <sup>45-03</sup>	1.000 <sup>45-03</sup>	1.000 <sup>45-03</sup>	1.000 <sup>45-03</sup>
MENTAL HEALTH CRISIS DISPATCH COORDINATOR	P 10	0.000	1.000 <sup>45-09</sup>	1.000	1.000	1.000
PUBLIC SAFETY INFORMATION TECHNOLOGY SPECIALIST I	P 09	1.000	0.000	0.000	0.000	0.000
PUBLIC SAFETY QUALITY CONTROL TECHNICIAN	G 17	2.000	2.000	2.000	2.000	2.000
COMMUNICATOR	G 16	70.500	70.000	70.000	70.000	70.000

**COUNTY OF DANE  
BUDGETED POSITIONS**

<b>2024</b>
-------------

CLASSIFICATION TITLE	RANGE	2022	2023	REQUEST	RECOMM'D	ADOPTED
<b><u>PUBLIC SAFETY COMMUNICATIONS, continued</u></b>						
COMMUNICATOR	G 16	1.000 <sup>45-07</sup>	0.000 <sup>45-07</sup>	0.000	0.000	0.000
COMMUNICATOR	G 16	0.000	0.000	0.000	4.000	4.000 <sup>45-10</sup>
COMMUNICATOR	G 16	0.000	0.000	0.000	0.000	3.000 <sup>45-11</sup>
CLERK IV	G 15	1.000	1.000	1.000	1.000	1.000
SOCIAL SERVICE SPECIALIST	G 14	0.000	0.000	0.000	4.000	4.000
PUBLIC SAFETY COMMUNICATIONS CUSTOMER SERVICE SPEC	G 13	3.000 <sup>45-08</sup>	3.000	3.000	3.000	3.000
CLERK I-II	G 07-10	1.000	1.000	1.000	1.000	1.000
<b>PUBLIC SAFETY COMMUNICATIONS TOTAL</b>		<b>97.500</b>	<b>98.000</b>	<b>98.000</b>	<b>106.000</b>	<b>109.000</b>

**REGISTER OF DEEDS**

REGISTER OF DEEDS	ME	1.000 <sup>24-01</sup>	1.000 <sup>24-01</sup>	1.000 <sup>24-01</sup>	1.000 <sup>24-01</sup>	1.000 <sup>24-01</sup>
DEPUTY REGISTER OF DEEDS	M 11	1.000	1.000	1.000	1.000	1.000
REAL ESTATE SPECIALIST	G 15	4.000	4.000	4.000	4.000	4.000
REGISTER OF DEEDS CLERK	G 13	8.000	8.000	7.000	7.000	7.000
REGISTER OF DEEDS CLERK	G 13	0.350 <sup>24-03</sup>	0.350 <sup>24-03</sup>	0.350 <sup>24-03</sup>	0.350 <sup>24-03</sup>	0.350 <sup>24-03</sup>
<b>REGISTER OF DEEDS TOTAL</b>		<b>14.350</b>	<b>14.350</b>	<b>13.350</b>	<b>13.350</b>	<b>13.350</b>

**SHERIFF**

SHERIFF	ME	1.000 <sup>42-01</sup>	1.000 <sup>42-01</sup>	1.000 <sup>42-01</sup>	1.000 <sup>42-01</sup>	1.000 <sup>42-01</sup>
CHIEF DEPUTY SHERIFF	M 18	1.000	1.000	1.000	1.000	1.000
CAPTAIN	M 17	4.000	4.000	4.000	4.000	4.000
LIEUTENANT	O 19	16.000	16.000	16.000	16.000	16.000
SERGEANT	O 17	33.000	33.000	33.000	33.000	34.000
SYSTEMS COORDINATOR	P 12	1.000	1.000	1.000	1.000	1.000
ADMINISTRATIVE MANAGER	M 11	0.000	4.000	4.000	4.000	4.000
JAIL POPULATION MANAGER	M 11	1.000	1.000	1.000	1.000	1.000
BUDGET AND CONTRACT ANALYST	P 11	1.000	1.000	1.000	1.000	1.000
ADMINISTRATIVE MANAGER	M 10	4.000	0.000	0.000	0.000	0.000
CRIME ANALYST	P 09	1.000	1.000	1.000	1.000	1.000
EVIDENCE COORDINATOR	P 08	1.000	1.000	1.000	1.000	1.000
FLEET AND ASSET COORDINATOR	P 08	1.000	1.000	1.000	1.000	1.000

**COUNTY OF DANE  
BUDGETED POSITIONS**

CLASSIFICATION TITLE	RANGE	2022	2023	2024		
				REQUEST	RECOMM'D	ADOPTED
<b><u>SHERIFF, continued</u></b>						
CLASSIFICATION AND HEARING SPECIALIST	P 07	5.500	5.500	5.500	5.500	5.500
RE-ENTRY COORDINATOR	P 07	1.000	1.000	1.000	1.000	1.000
VOLUNTEER SERVICES COORDINATOR	P 07	1.000	1.000	1.000	1.000	1.000
PUBLIC INFORMATION AND EDUCATION OFFICER	P 05	1.000	1.000	1.000	1.000	1.000
DEPUTY SHERIFF IV	L 17	31.000	31.000	31.000	31.000	31.000
DEPUTY SHERIFF III	L 16	18.000	18.000	18.000	18.000	18.000
DEPUTY SHERIFF III	L 16	1.000 <sup>42-30</sup>	1.000	1.000	1.000	1.000
DEPUTY SHERIFF I-II	L 15	322.000	322.000	322.000	322.000	322.000
DEPUTY SHERIFF I-II	L 15	1.000 <sup>42-29</sup>	1.000 <sup>42-29</sup>	1.000 <sup>42-29</sup>	1.000 <sup>42-29</sup>	1.000 <sup>42-29</sup>
DEPUTY SHERIFF I-II	L 15	2.000 <sup>42-07</sup>	2.000 <sup>42-07</sup>	2.000 <sup>42-07</sup>	2.000 <sup>42-07</sup>	2.000 <sup>42-07</sup>
DEPUTY SHERIFF I-II	L 15	1.000 <sup>42-06</sup>	1.000 <sup>42-06</sup>	1.000 <sup>42-06</sup>	1.000 <sup>42-06</sup>	1.000 <sup>42-06</sup>
DEPUTY SHERIFF I-II	L 15	1.000 <sup>42-05</sup>	1.000 <sup>42-05</sup>	1.000 <sup>42-05</sup>	1.000 <sup>42-05</sup>	1.000 <sup>42-05</sup>
DEPUTY SHERIFF I-II	L 15	2.000 <sup>42-04</sup>	2.000 <sup>42-04</sup>	2.000 <sup>42-04</sup>	2.000 <sup>42-04</sup>	2.000 <sup>42-04</sup>
DEPUTY SHERIFF I-II	L 15	1.000 <sup>42-03</sup>	1.000 <sup>42-03</sup>	1.000 <sup>42-03</sup>	1.000 <sup>42-03</sup>	1.000 <sup>42-03</sup>
DEPUTY SHERIFF I-II	L 15	2.000	2.000 <sup>42-31</sup>	2.000	2.000	2.000
DEPUTY SHERIFF I-II	L 15	4.000 <sup>42-09</sup>	4.000 <sup>42-09</sup>	4.000 <sup>42-09</sup>	4.000 <sup>42-09</sup>	4.000 <sup>42-09</sup>
DEPUTY SHERIFF I-II	L 15	1.000 <sup>42-25</sup>	1.000 <sup>42-25</sup>	1.000 <sup>42-25</sup>	1.000 <sup>42-25</sup>	1.000 <sup>42-25</sup>
DEPUTY SHERIFF I-II	L 15	9.000 <sup>42-08</sup>	9.000 <sup>42-08</sup>	9.000 <sup>42-08</sup>	9.000 <sup>42-08</sup>	9.000 <sup>42-08</sup>
DEPUTY SHERIFF I-II	L 15	1.000 <sup>42-02</sup>	1.000 <sup>42-02</sup>	1.000 <sup>42-02</sup>	1.000 <sup>42-02</sup>	1.000 <sup>42-02</sup>
DEPUTY SHERIFF I-II	L 15	4.000 <sup>42-28</sup>	4.000 <sup>42-28</sup>	4.000 <sup>42-28</sup>	4.000 <sup>42-28</sup>	4.000 <sup>42-28</sup>
DEPUTY SHERIFF I-II	L 15	1.000 <sup>42-23</sup>	1.000 <sup>42-23</sup>	1.000 <sup>42-23</sup>	1.000 <sup>42-23</sup>	1.000 <sup>42-23</sup>
DEPUTY SHERIFF I-II	L 15	3.000 <sup>42-19</sup>	3.000 <sup>42-19</sup>	3.000 <sup>42-19</sup>	3.000 <sup>42-19</sup>	3.000 <sup>42-19</sup>
DEPUTY SHERIFF I-II	L 15	5.000 <sup>42-18</sup>	5.000 <sup>42-18</sup>	5.000 <sup>42-18</sup>	5.000 <sup>42-18</sup>	5.000 <sup>42-18</sup>
DEPUTY SHERIFF I-II	L 15	2.000 <sup>42-16</sup>	2.000 <sup>42-16</sup>	2.000 <sup>42-16</sup>	2.000 <sup>42-16</sup>	2.000 <sup>42-16</sup>
DEPUTY SHERIFF I-II	L 15	1.000 <sup>42-13</sup>	1.000 <sup>42-13</sup>	1.000 <sup>42-13</sup>	1.000 <sup>42-13</sup>	1.000 <sup>42-13</sup>
DEPUTY SHERIFF I-II	L 15	2.000 <sup>42-12</sup>	2.000 <sup>42-12</sup>	2.000 <sup>42-12</sup>	2.000 <sup>42-12</sup>	2.000 <sup>42-12</sup>
DEPUTY SHERIFF I-II	L 15	1.000 <sup>42-10</sup>	1.000 <sup>42-10</sup>	1.000 <sup>42-10</sup>	1.000 <sup>42-10</sup>	1.000 <sup>42-10</sup>
PROGRAM MANAGER	SW21	0.500	0.500	0.500	0.500	0.500
ADMINISTRATIVE ASSISTANT II	G 17	1.000	1.000	1.000	1.000	1.000
JAIL CLERK	G 17	15.000	15.000	15.000	15.000	15.000
SOCIAL WORKER/SENIOR SOCIAL WORKER	SW16-18-20	4.000	4.000	4.000	4.000	4.000

**COUNTY OF DANE  
BUDGETED POSITIONS**

<b>2024</b>
-------------

CLASSIFICATION TITLE	RANGE	2022	2023	REQUEST	RECOMM'D	ADOPTED
<b><u>SHERIFF, continued</u></b>						
ACCOUNT CLERK III	G 16	2.000	2.000	2.000	2.000	2.000
ADMINISTRATIVE ASSISTANT I	G 16	0.500	0.500	0.500	0.500	0.500
CIVIL PROCESS COORDINATOR	G 16	1.000	1.000	1.000	1.000	1.000
RANGE REPAIR WORKER	G 16	1.000	1.000	1.000	1.000	1.000
CLERK IV	G 15	6.000	7.000	7.000	7.000	7.000
ACCOUNT CLERK II	G 14	2.000	2.000	2.000	2.000	2.000
SCHEDULING CLERK II	G 14	2.000	2.000	2.000	2.000	2.000
CLERK III	G 13	13.500	12.500	12.500	12.500	12.500
SECURITY SUPPORT SPECIALIST	G 13	38.000	38.000	38.000	38.000	38.000
SECURITY SUPPORT SPECIALIST	G 13	1.000 <sup>42-14</sup>	1.000 <sup>42-14</sup>	1.000 <sup>42-14</sup>	1.000 <sup>42-14</sup>	1.000 <sup>42-14</sup>
SECURITY SUPPORT SPECIALIST	G 13	1.000 <sup>42-15</sup>	1.000 <sup>42-15</sup>	1.000 <sup>42-15</sup>	1.000 <sup>42-15</sup>	1.000 <sup>42-15</sup>
LEAD WEAPONS SCREENING ATTENDANT	G 08	1.000	1.000	1.000	1.000	1.000
CLERK I-II	G 07-10	7.000	7.000	7.000	7.000	7.000
WEAPONS SCREENING ATTENDANT	G 03-06	4.500	4.500	4.500	4.500	4.500
<b>SHERIFF TOTAL</b>		<b>590.500</b>	<b>590.500</b>	<b>590.500</b>	<b>590.500</b>	<b>591.500</b>

**TREASURER**

COUNTY TREASURER	ME	1.000 <sup>18-01</sup>	1.000 <sup>18-01</sup>	1.000 <sup>18-01</sup>	1.000 <sup>18-01</sup>	1.000 <sup>18-01</sup>
DEPUTY TREASURER	M 11	1.000	1.000	1.000	1.000	1.000
ACCOUNT CLERK II	G 14	2.000	2.000	2.000	2.000	2.000
REVENUE CLERK	G 13	1.000	1.000	1.000	1.000	1.000
<b>TREASURER TOTAL</b>		<b>5.000</b>	<b>5.000</b>	<b>5.000</b>	<b>5.000</b>	<b>5.000</b>

**VETERANS SERVICES**

VETERANS SERVICE OFFICER	MC	1.000	1.000	1.000	1.000	1.000
ASSISTANT VETERANS SERVICE OFFICE SUPERVISOR	M 08	1.000	1.000	1.000	1.000	1.000
ASSISTANT VETERANS SERVICE OFFICER	G 18	3.000	5.000	5.000	5.000	5.000
CLERK III	G 13	1.000	1.000	1.000	1.000	1.000
<b>VETERANS SERVICES TOTAL</b>		<b>6.000</b>	<b>8.000</b>	<b>8.000</b>	<b>8.000</b>	<b>8.000</b>

**COUNTY OF DANE  
BUDGETED POSITIONS**

CLASSIFICATION TITLE	RANGE	2022	2023	2024		
				REQUEST	RECOMM'D	ADOPTED
<b><u>WASTE &amp; RENEWABLES</u></b>						
<u>ADMINISTRATION &amp; SPECIAL PROJECTS</u>						
DIRECTOR OF DEPARTMENT OF WASTE & RENEWABLES	MC	1.000	1.000	1.000	1.000	1.000
DEPUTY DIRECTOR OF DEPT OF WASTE & RENEWABLES	M 16	0.000	1.000	1.000	1.000	1.000
DEPUTY DIRECTOR OF DEPT OF WASTE & RENEWABLES	M 14	1.000	0.000	0.000	0.000	0.000
RENEWABLES FINANCE OFFICER	M 12	1.000	0.000	0.000	0.000	0.000
SPECIAL PROJECTS & MATERIALS MANAGER	P 12	1.000	1.000	1.000	1.000	1.000
SOLID WASTE ENGINEER	P 11	1.000	1.000	1.000	1.000	1.000
WASTE & RENEWABLES SAFETY & COMPLIANCE COORDINATOR	P 11	1.000	1.000	1.000	1.000	1.000
CLERK III	G 13	2.000	2.000	2.000	2.000	2.000
<b>ADMINISTRATION &amp; SPECIAL PROJECTS SUBTOTAL</b>		<b>8.000</b>	<b>7.000</b>	<b>7.000</b>	<b>7.000</b>	<b>7.000</b>
<u>TRANSFER STATION</u>						
MECHANIC	F 16	0.400	0.400	0.400	0.400	0.400
<b>TRANSFER STATION SUBTOTAL</b>		<b>0.400</b>	<b>0.400</b>	<b>0.400</b>	<b>0.400</b>	<b>0.400</b>
<u>RODEFELD-SITE #2</u>						
OPERATIONS MANAGER - WASTE AND RENEWABLES	M 12	1.000	1.000	1.000	1.000	1.000
LANDFILL CREW LEADER	F 18	0.000	0.000	1.000	1.000	1.000
MECHANIC	F 16	1.600	1.600	1.600	1.600	1.600
SKILLED LABORER-LANDFILL	F 14	6.000	6.000	6.000 <sup>89-05</sup>	6.000 <sup>89-05</sup>	6.000 <sup>89-05</sup>
SKILLED LABORER-LANDFILL	F 14	0.000	0.000	0.000	0.000	1.000
LANDFILL SCALE ATTENDANT	G 14	1.000	1.000	1.000	1.000	1.000
SEMI-SKILLED LABORER-LANDFILL	F 13	1.000	1.000	1.000	1.000	1.000
<b>RODEFELD-SITE #2 SUBTOTAL</b>		<b>10.600</b>	<b>10.600</b>	<b>11.600</b>	<b>11.600</b>	<b>12.600</b>
<u>CLEANSWEEP</u>						
HAZARDOUS WASTE COORDINATOR	M 08	1.000	1.000	1.000	1.000	1.000
HAZARDOUS WASTE TECHNICIAN	G 11	1.000	1.000	1.000	1.000	1.000
<b>CLEANSWEEP SUBTOTAL</b>		<b>2.000</b>	<b>2.000</b>	<b>2.000</b>	<b>2.000</b>	<b>2.000</b>
<u>METHANE GAS OPERATIONS</u>						
BIOGAS PLANT MANAGER	MC	0.000	1.000 <sup>89-04</sup>	1.000 <sup>89-04</sup>	1.000 <sup>89-04</sup>	1.000 <sup>89-04</sup>
BIOGAS PLANT MANAGER	M 16	0.000	0.000 <sup>89-04</sup>	0.000 <sup>89-04</sup>	0.000 <sup>89-04</sup>	0.000 <sup>89-04</sup>
BIOGAS ENGINEER	P 13	1.000	1.000	1.000	1.000	1.000

COUNTY OF DANE  
BUDGETED POSITIONS

2024		
REQUEST	RECOMM'D	ADOPTED

CLASSIFICATION TITLE	RANGE	2022	2023	REQUEST	RECOMM'D	ADOPTED
<b><u>WASTE &amp; RENEWABLES, continued</u></b>						
<u>METHANE GAS OPERATIONS</u>						
RENEWABLES FINANCE OFFICER	M 12	0.000	1.000	1.000	1.000	1.000
CARBON OFFSET PROGRAM MANAGER	P 11	0.000	1.000	1.000	1.000	1.000
SUSTAINABILITY ENGAGEMENT COORDINATOR	P 11	1.000	1.000	1.000	1.000	1.000
BIOGAS TECHNICIAN II	P 10	0.000	1.000	1.000	1.000	1.000
WELLFIELD TECHNICIAN	P 10	0.000	1.000	1.000	1.000	1.000
BIOGAS TECHNICIAN I	P 09	4.000	4.000	4.000	4.000	4.000
ENVIRONMENTAL TECHNICIAN	P 08	0.000	0.000	1.000	1.000	1.000
BIOGAS SPECIALIST	G 15	1.000	1.000	1.000	1.000	1.000
<b>METHANE GAS OPERATIONS SUBTOTAL</b>		<b>7.000</b>	<b>12.000</b>	<b>13.000</b>	<b>13.000</b>	<b>13.000</b>
<b>WASTE &amp; RENEWABLES TOTAL</b>		<b>28.000</b>	<b>32.000</b>	<b>34.000</b>	<b>34.000</b>	<b>35.000</b>
		<b>2,677.450</b>	<b>2,772.600</b>	<b>2,796.700</b>	<b>2,821.200</b>	<b>2,833.550</b>

**COUNTY OF DANE  
BUDGETED POSITIONS**

**SUMMARY OF POSITION FOOTNOTES:**

**ADMINISTRATION**

- 15-02 2012 BUDGET TRANSFERRED POSITION 1872 FROM LIO AND PROVIDED FUNDING FOR POSITION 1872 FROM THE TREASURER'S OFFICE.
- 15-03 2015 RES. 508 ADOPTED 4-7-16 AUTHORIZES EMPLOYMENT AGREEMENT
- 15-10 2021 REQUEST UNFUNDS POSITIONS 177, 1987, 3141, 3233, 3234. 2022 REQUEST RESTORES FUNDING TO POSITIONS 3233 & 3234. 2022 EXEC BUDGET RESTORES FUNDING TO POSITION 3141.
- 15-11 2021 RES-045 ESTABLISHED POSITION 3325 EFFECTIVE 6/1/21. THE POSITION IS FULLY FUNDED BY ARP REVENUE THROUGH 2024. POSITION IS RECLASSIFIED AND MOVED TO PUBLIC WORKS ENGINEERING VIA 2022 RES-323. POSITION IS NO LONGER ARP FUNDED.
- 15-12 2022 EXEC BUDGET MOVES PUBLIC WORKS ENGINEERING TO ADMINISTRATION
- 15-13 2022 EXEC BUDGET CREATES POSITION EFFECTIVE 4/1/22.
- 15-14 POSITION TRANSFERRED FROM HUMAN SERVICES DEPARTMENT.

**AIRPORT**

- 83-04 2020 REQUEST UNFUNDS POSITION 2367. 2023 REQUEST ELIMINATES UNFUNDED POSITION 2367.

**ALLIANT ENERGY CENTER**

- 92-07-ADPT POSITIONS EFFECTIVE 7/1/24.

**BOARD OF HEALTH - MADISON/DANE**

- 53-01 POSITION AUTHORITY ONLY, NOT FUNDED: PUBLIC HEALTH NURSE POSITIONS 2656 (0.7 FTE); 2675 (0.2 FTE); 2680 (0.8 FTE), 2682 (0.3 FTE), 2683 (0.8 FTE), 2685 (0.5 FTE); 2827 (0.3 FTE); ENVIRONMENTAL HEALTH SPECIALIST 2142 (1.0 FTE); PUBLIC HEALTH SUPERVISOR 2773 (1.0 FTE); PREVENTION COORDINATOR 1401 (0.80 FTE); PRIVATE SEWAGE PROGRAM SPECIALIST 2465 (1.0 FTE); HEALTH EDUCATION COORDINATOR 1124 (0.1 FTE UNFUNDED), ADMINISTRATIVE ASSISTANT II 2782 (1.0 FTE); SANITARIAN II 2829 (0.5 FTE); PUBLIC HEALTH AIDE 1362 (0.7 FTE) AND DENTAL HEALTH COORDINATOR 2688 (0.6 FTE). 2016 BUDGET REQUEST: FUNDS 1.0 FTE (# 2465) PREVIOUSLY UNFUNDED AND RECLASSIFIED TO ENVIRONMENTAL HEALTH TECHNICIAN. 2016 BUDGET FUNDS .35 FTE (#1401) PREVIOUSLY UNFUNDED TO BE ADDED TO .65 FTE (# TBD) AND RECLASSIFIED TO PUBLIC HEALTH PLANNER. 2018 BUDGET FUNDS PREVIOUSLY UNFUNDED POSITION 2142, CONTINGENT UPON ADEQUATE ENVIRONMENTAL HEALTH FEE REVENUE TO SUPPORT THE POSITION. 2019 RES-047 RECLASSIFIES AND FUNDS 0.1 FTE OF POSITION 2675 AND COMBINES IT WITH POSITION 1124 AND ALSO FUNDS 0.1 FTE OF POSITION 1124 PREVIOUSLY UNFUNDED (POSITION 1124 IS 1.0 FTE FULLY FUNDED, POSITION 2675 IS REMAINING 0.1 FTE UNFUNDED). 2019 RES-048 RECLASSIFIES AND FUNDS 0.3 FTE OF POSITION 2827 AND TRANSFERS IT TO POSITION 2843 (POSITION 2827 HAS REMAINING 0.0 FTE AND IS ELIMINATED). 2019 RES-206 FUNDS AND RECLASSIFIES 0.1 FTE OF POSITION 2675 AND TRANSFERS IT TO POSITION 2674 (POSITION 2675 HAS REMAINING 0.0 FTE AND IS ELIMINATED). 2020 RES-147 FUNDS AND RECLASSIFIES 0.35 OF POSITION 2688 (0.25 REMAINS) AND TRANSFERS IT TO POSITION 2719 (INCREASES TO 1.0). 2020 RES-333 FUNDS 0.45 FTE OF UNFUNDED 0.5 FTE POSITION 2685 LEAVING 0.05 FTE UNFUNDED. THE 0.45 FTE IS RECLASSIFIED AND DISTRIBUTED TO POSITIONS 1132 (0.8 FTE TO 1.0), 946 (0.65 FTE TO 0.75) AND 988 (0.85 FTE TO 1.0). THE CHANGES IN RES-333 ARE SUBJECT TO CONTINUED AVAILABILITY OF THE REVENUE STREAMS IDENTIFIED IN THE RESOLUTION. 2021 RES-269 FUNDS 0.20 OF UNFUNDED #2682 (0.10 REMAINING UNFUNDED) AND COMBINES WITH 2679 PH NURSE EFF 1/14/22. 2021 RES-301 FUNDS 0.25 OF UNFUNDED #1362 (0.45 REMAINING UNFUNDED) AND COMBINES WITH 2838 PH AIDE EFF 1/4/22.
- 53-02 1.0 FTE PUBLIC HEALTH PREPAREDNESS COORDINATOR POSITION (#1275) FULLY FUNDED BY BIO-TERRORISM REVENUE.
- 53-03 RES. 262, 03-04 ADOPTED MARCH 18, 2004 CONTINUED FUNDING FOR {TOBACCO COALITION COORDINATOR (#2415) RECLASSIFIED TO PUBLIC HEALTH PROGRAM COORDINATOR EFFECTIVE 10/04/2015} AND CREATED PUBLIC HEALTH SPECIALIST (2519).

**COUNTY OF DANE  
BUDGETED POSITIONS**

**SUMMARY OF POSITION FOOTNOTES:**

**BOARD OF HEALTH - MADISON/DANE**

- 53-04 RES 302, ADOPTED APRIL 5, 2007, INCREASED POSITION 2569 BY 0.5 FTE FUNDED BY WIC GRANT RECOGNIZED IN RES. 220, ADOPTED FEBRUARY 1, 2007.
- 53-05 PER RES. 106, 1998-99, ADOPTED SEPTEMBER 17, 1998, 0.5 FTE OF #1961 BILINGUAL/BICULTURAL PUBLIC HEALTH AIDE (SPANISH) IS A PROJECT POSITION AND IS CONTINGENT ON CONTINUED GRANT FUNDING.
- 53-06 A FULL-TIME (1.0 FTE) POSITION OF WELL WOMAN PROGRAM COORDINATOR, POSITION #2154, IS CONTINGENT UPON CONTINUED GRANT FUNDING PER RES. 106, 1998-99, ADOPTED SEPTEMBER 17, 1998.
- 53-07 PER LEGISLATIVE FILE #11689 (VERSION 1), ADOPTED 9-16-08, WOMEN, INFANTS AND CHILDREN NUTRITION PROGRAM FUNDING RECEIVED FROM WI DEPARTMENT OF HEALTH and FAMILY SERVICES. DIETETIC SPECIALIST INCREASED FROM 0.5 FTE #2650 TO 1.0 FTE AND WILL REMAIN AT THAT LEVEL CONTINGENT UPON THE ANNUAL WIC CONTRACT REMAINING ABOVE \$913,330 AND THE CASELOAD ABOVE 6,315 CLIENTS.
- 53-09 2015 RES-329, ADOPTED 12/03/15, AUTHORIZED 1.0 FTE POSITION #3036 MATERNAL CHILD HEALTH NAVIGATOR EFFECTIVE 12/1/15. CONTINUATION OF THE POSITION IS CONTINGENT UPON FUTURE MIECHV FUNDING.
- 53-10 17 ADOPT: POSITION IS 100% FUNDED BY MATERNAL, INFANT AND EARLY CHILDHOOD HOME VISITING (MIECHV) REVENUE TO THE CITY OF MADISON.
- 53-11 17 ADOPT: POSITION IS 100% FUNDED BY OSCAR RENNEBOHM FOUNDATION GRANT REVENUE TO THE CITY OF MADISON. 2017 RES-478 ADOPTED 3-18-18 MODIFIES FUNDING OF PROJECT POSITION 3068 TO MATERNAL, INFANT AND EARLY CHILDHOOD HOME VISITING (MIECHV) GRANT.
- 53-12 FUND PREVIOUSLY UNFUNDED POSITION 2142. POSITION WILL BE CONTINGENT UPON ADEQUATE ENVIRONMENTAL HEALTH FEE REVENUE TO SUPPORT THE POSITION.
- 53-13 POSITION CONTINGENT UPON CONTINUATION OF MATERNAL AND CHILD HEALTH BLOCK GRANT (TITLE V) REVENUE TO THE CITY OF MADISON.
- 53-15 2019 RES-118 CREATES PROJECT POSITION 3200 CONTINGENT UPON CONTINUED HIV GRANT FUNDING.
- 53-16 2019 RES-418 CREATES PROJECT POSITION 3264 CONTINGENT UPON CONTINUED COAP GRANT FUNDING AND WILL TERMINATE 9/30/2022. 2020 RES-150 RECLASSIFIES POSITION 3264 FROM P10 PUBLIC HEALTH COORDINATOR TO P7 PUBLIC HEALTH SPECIALIST. 2020 RES-213 INCREASES POSITION 3264 FROM 0.75 FTE TO 1.0 FTE.
- 53-17 SUB 1 TO 2020 RES-023 CREATES PROJECT POSITIONS 3266-3273. THESE POSITIONS ARE FUNDED FROM COUNTY COVID RELIEF FUNDING.
- 53-18 2020 RES-054 CREATES PROJECT POSITION 3274 CONTINGENT UPON CONTINUED OD2A GRANT FUNDING.
- 53-20 2020 RES-333 FUNDS 0.45 FTE OF UNFUNDED 0.5 FTE POSITION 2685 LEAVING 0.05 FTE UNFUNDED. THE 0.45 FTE IS RECLASSIFIED AND DISTRIBUTED TO POSITIONS 1132 (0.8 FTE TO 1.0), 946 (0.65 FTE TO 0.75) AND 988 (0.85 FTE TO 1.0). THE CHANGES IN RES-333 ARE SUBJECT TO CONTINUED AVAILABILITY OF THE REVENUE STREAMS IDENTIFIED IN THE RESOLUTION.
- 53-21 2020 RES-332 CREATES 1.0 FTE DISEASE INTERVENTION SPECIALIST POSITION 3313 CONTINGENT UPON CONTINUED NEX GRANT FUNDING.
- 53-22 2021 RES-065 CREATES 1.0 FTE PUBLIC HEALTH SPECIALIST EFFECTIVE 6/30/21. POSITION IS PROJECT AND CONTINGENT UPON CONTINUED CARES TEAM FUNDING.
- 53-23 2021 RES-174 AND 2022 EXEC BUDGET ADD 19.0 FTE CONTINGENT UPON CONTINUING STATE AND LOCAL REVENUE. 2023 REQUEST MOVES POSITIONS 3342, 3343 AND 3344 FROM GRANT FUNDING TO LICENSED ESTABLISHMENT FEE FUNDING.
- 53-24 2021 RES-207 CREATES PROJECT POSITION 3348 CONTINGENT UPON CONTINUED GRANT FUNDING.
- 53-25 2021 RES-358 SUB 1 CREATES 1.0 FTE POSITION 3420 EFFECTIVE THRU 12/31/24 WITH ARP FUNDS.
- 53-26 2023 P&F-O-2 CREATES 2 POSITIONS CONTINGENT UPON CITY FUNDING, OTHERWISE 1 POSITION COUNTY FUNDED.
- 53-27 2022 RES-374 CREATES 2.0 DISEASE INTERVENTION SPECIALIST CONTINGENT UPON GRANT FUNDING THROUGH 12/31/2024 WITH EXPECTATION OF CONTINUED GRANT FUNDING.



**COUNTY OF DANE  
BUDGETED POSITIONS**

**SUMMARY OF POSITION FOOTNOTES:**

---

**BOARD OF HEALTH - MADISON/DANE**

53-28-EXEC E5301 POSITION IS FUNDED BY DRAW FROM OCJR 30739 ACCORDING TO MOU.

53-29-EXEC 2024 EXEC ADDS EH PROGRAM MANAGER FUNDED BY ENVIRONMENTAL HEALTH FEES AND FUND BALANCE.

**CLERK OF COURTS**

30-01 REFERENCE 2021 RES-368 FOR SALARY INFORMATION.

30-07 POSITIONS TRANSFERRED TO THE PRETRIAL SERVICES DEPARTMENT EFFECTIVE 9/26/22.

**CORPORATION COUNSEL**

21-01 POSITION (283) IS ALLOCATED BETWEEN PROGRAMS; SALARY REPRESENTS 0.5 FTE.

21-03 0.5 FTE ASSISTANT CORPORATION COUNSEL POSITION (286) IS CONTINGENT UPON CONTINUED FEDERAL IV-E REIMBURSEMENT (2004 BUDGET).

21-04 RES. 182, 03-04 ACCEPTED FUNDING FOR POSITION #2506. POSITION CONTINGENT ON 75% REIMBURSEMENT OF IV-E FUNDS.

21-05 2008 BUDGET CREATED POSITION (2633) CONTINGENT ON 75% REIMBURSEMENT OF IV-E FUNDS.

21-08-EXEC 2024 EXEC ADDS CS INVESTIGATOR FOR BIRTH COST RECOVERY EFFECTIVE 6/1/24.

21-08-ADPT 2024 ADOPTED BUDGET MAKES POSITION EFFECTIVE 1/1/24.

**COUNTY BOARD**

06-02 REFERENCE ORDINANCE 6.03 (1) FOR SALARY INFORMATION.

06-03 2012 BUDGET UNFUNDS POSITION 1749, POSITION AUTHORITY TO REMAIN.

06-04 REFERENCE ORDINANCE 6.04 (1) FOR SALARY INFORMATION.

06-08 2020 RES-264 CREATES 1.0 FTE CRIMINAL JUSTICE DATA ANALYST POSITION 3291. POSITION IS PROJECT AND CONTINGENT UPON OUTSIDE FUNDING. POSITION IS GPR FUNDED EFFECTIVE 8/1/22. 2023 REQUEST MOVES POSITION TO OFFICE OF CRIMINAL JUSTICE REFORM.

06-09 2023 REQUEST MOVES POSITION TO OFFICE OF CRIMINAL JUSTICE REFORM.

**COUNTY CLERK**

12-01 REFERENCE 2019 RES-540 ADOPTED MARCH 19, 2020 FOR SALARY INFORMATION.

**COUNTY EXECUTIVE**

09-01 REFERENCE ORDINANCE 6.048 (1) FOR SALARY INFORMATION.

**COUNTY OF DANE  
BUDGETED POSITIONS**

**SUMMARY OF POSITION FOOTNOTES:**

---

**COUNTY EXECUTIVE**

- 09-02 REFERENCE ORDINANCE 18.05 (1) (a) FOR COMPENSATION INFORMATION.
- 09-07 POSITION IS CONTINGENT ON FULL FUNDING FROM LUSSIER TRUST REVENUE AND REVIEWED ANNUALLY. 0.5 FTE REMAINS CONTINGENT ON FULL FUNDING FROM LUSSIER TRUST REVENUE.
- 09-07-ADPT 09-07 2024 BUDGET REMOVES FOOTNOTE.

**DISTRICT ATTORNEY**

- 39-01 THE VICTIM/WITNESS PROGRAM POSITIONS: DIRECTOR OF VICTIM/WITNESS UNIT (1598), TEN VICTIM/WITNESS CASE MANAGERS (222, 225, 251, 267, 270, 2598, 1782, 1867, 2261, 2517), DV UNIT MANAGER (1973) ARE SUBJECT TO CONTINUED STATE FUNDING PER STATE STATUTE CHAPTER 950.
- 39-01-EXEC 39-01 2024 EXECUTIVE BUDGET REMOVES FOOTNOTE.
- 39-02 THE CRIME RESPONSE MANAGER, (POSITION 2186 1.0 FTE) AND CRIME RESPONSE SPECIALIST (POSITION 243 .50 FTE) ARE CONTINGENT UPON GRANT FUNDING (VOCA GRANT). 2018 REQUEST TRANSFERS POSITION TO NEW COST CENTER
- 39-02-EXEC 39-02 2024 EXECUTIVE BUDGET REMOVES FOOTNOTE.
- 39-03 RES. 280, 2014, CREATES A .70 FTE CRIME RESPONSE SPECIALIST (2999) EFFECTIVE 10-1-14. THE POSITION IS CONTINGENT ON VOCA GRANT FUNDING. 2018 REQUEST TRANSFERS POSITION TO NEW COST CENTER
- 39-03-EXEC 39-03 2024 EXECUTIVE BUDGET REMOVES FOOTNOTE.
- 39-04 RESOLUTION 280, 2014 EFFECTIVE 10-1-14, UNFUNDS .60 FTE OF 1.0 FTE VACANT POSITION 2262, ADMINISTRATIVE LEGAL ASSISTANT. EFFECTIVE 04/19/2015 0.10 OF POSITION 2262 FUNDED AND TRANSFERRED TO POSITION 2513. .50 OF THE .90 FTE (POSITION 2262) REMAINS UNFUNDED.
- 39-07 2015 RES-485 ADOPTED 04/17/16 CREATES 0.7 FTE CRIME RESPONSE SPECIALIST (POSITION NO. 3051). THE POSITION IS CONTINGENT UPON CONTINUED FUNDING FROM THE WISCONSIN DEPT OF JUSTICE VICTIMS OF CRIME ACT (VOCA) GRANT. 2018 REQUEST TRANSFERS POSITION TO NEW COST CENTER
- 39-07-EXEC 39-07 2024 EXECUTIVE BUDGET REMOVES FOOTNOTE.
- 39-08 17 EXEC: 2017 BUDGET CREATES 1.0 FTE SUBSTANCE ABUSE COUNSELOR. POSITION CONTINGENT UPON CONTINUED GRANT FUNDING.
- 39-08-EXEC 39-08 2024 EXECUTIVE BUDGET REMOVES FOOTNOTE.
- 39-11 2016 RES-288 ADOPTED 11/3/16 CREATES 1.0 FTE CRIME RESPONSE SPECIALIST. THE POSITION IS CONTINGENT UPON CONTINUED FUNDING FROM THE WISCONSIN DEPT OF JUSTICE VICTIMS OF CRIME ACT (VOCA) GRANT.  
2016 RES. 431 ADOPTED 12-15-16 POSITION #3070 IS CONTINGENT UPON CONTINUED FUNDING FROM THE VOCA GRANT. 2018 REQUEST TRANSFERS POSITION TO NEW COST CENTER
- 39-11-EXEC 39-11 2024 EXECUTIVE BUDGET REMOVES FOOTNOTE.
- 39-14-ADPT 2024 ADOPTED BUDGET ADDS POSITION EFFECTIVE 4/1/24.

**EMERGENCY MANAGEMENT**

- 48-01 THE HAZARDOUS MATERIALS PLANNER POSITION (705) IS SUBJECT TO STATE REIMBURSEMENT PER SUB. 1 TO RES. 18, 1988-89.
- 48-07 2016 BUDGET REQUEST UNFUNDS 1.0 FTE OF POSITION 699 (POSITION AUTHORITY REMAINS).

**COUNTY OF DANE  
BUDGETED POSITIONS**

**SUMMARY OF POSITION FOOTNOTES:**

**EXTENSION**

- 80-01 COUNTY EXTENSION DIRECTOR - NOT TO EXCEED 45% OF M/P 15. RECEIVES ADDITIONAL SALARY FROM STATE AND FEDERAL GOVERNMENT.
- 80-03 COUNTY EXTENSION AGENTS - NOT TO EXCEED 40% OF M 11-12. RECEIVES ADDITIONAL SALARY FROM STATE GOVERNMENT. THE FAMILY LIVING POSITION 1573 WILL REMAIN AUTHORIZED BUT NOT FUNDED. 2023 REQUEST ELIMINATES POSITION 1573
- 80-06 POSITION IS CONTINGENT UPON 50% REIMBURSEMENT FROM DANE CO FARM BUREAU. FARM BUREAU SUPPORT ENDS IN 2023.

**HUMAN SERVICES DEPARTMENT**

- 54-44 POSITION #3024 CONTINGENT ON CONTINUED FSET FUNDING.
- 54-46 RES. 6, 12-13, ADOPTED MAY 17, 2012, ACCEPTED FUNDING FROM WI DEPARTMENT OF HEALTH SERVICES CREATING POSITIONS FOR THE AGING AND DISABILITY RESOURCE CENTER. POSITIONS CONTINGENT ON OUTSIDE FUNDING: ADRC MANAGER 2857; ADRC PROGRAM SPECIALIST 2858; INFORMATION and ASSISTANCE SUPERVISOR 2859, 2860, 2861; INFORMATION ASSISTANCE LEAD SPECIALIST 2862, 2863, 2864, 2865, 2866, 2867; INFORMATION & ASSISTANCE SPECIALIST 2868, 2869, 2870, 2871, 2872, 2873, 2874, 2875, 2876, 2877, 2878, 2879, 2880, 2881, 2882, 2883, 2884, 2885, 2886, 2887, 2888, 2889, 2890, 2891, 2892, 2893; MECHANICAL REPAIR WORKER 2894; CLERK TYPIST III 2895; JANITOR 2896; CLERK TYPIST I-II 2898, 2899; HELP DESK ANALYST 2900.
- 54-56 1.0 FTE DEMENTIA CARE SPECIALIST (POSITION NO. 2991) EFFECTIVE 01/01/15. POSITION AUTHORITY IS CONTINGENT UPON THE GRANT BEING AWARDED AND WILL CONTINUE THROUGHOUT THE DURATION OF THE GRANT. WHEN THE GRANT ENDS THE POSITION AUTHORITY ENDS AND THE POSITION GOES AWAY.</font>
- 54-61 2015 RES-491 ADOPTED 04/07/16 CREATES 1.0 FTE HUMAN SERVICES PROGRAM SPECIALIST - FSET (POSITION NO. 3052) EFFECTIVE 04/01/16. THE CONTINUATION OF THIS POSITION IS DEPENDENT UPON RECEIPT OF THE ASSOCIATED FSET REVENUE.
- 54-62 17 REQ: AMERICORPS COORDINATOR POSITION FUNDED BY OUTSIDE REVENUE
- 54-67 17 ADOPT: POSITION FUNDED BY EARLY CHILDHOOD ZONE PARTNER REVENUE. CONTINUATION OF POSITION IS CONTINGENT UPON CONTINUED FUNDING.
- 54-76 POSITION 3184 CREATED BY 2018 RES-584 AND FUNDED BY 3RD PARTY REVENUE FROM URBAN LEAGUE OF GREATER MADISON AND STATE FUNDING.
- 54-81 2013 BUDGET TRANSFERS POSITIONS 2311 (0.80 FTE) AND 2648 (1.0 FTE) FROM HUMAN SERVICES EFFECTIVE SEPTEMBER 1, 2013. POSITIONS ARE CONTINGENT ON OUTSIDE FUNDING. 2015 RECOMMENDED INCREASES POSITION 2311 BY .20 FTE (GPR FUNDED). POSITION TRANSFERRED TO HUMAN SERVICES DEPARTMENT 1/1/20.
- 54-82 2012 BUDGET TRANSFERS POSITION 2471 FROM PLANNING DEPARTMENT. POSITION IS CONTINGENT ON OUTSIDE FUNDING. POSITION TRANSFERRED TO HUMAN SERVICES DEPARTMENT 1/1/20.
- 54-87 2021 BUDGET REQUEST UNFUNDS POSITIONS 1399, 1656, 2790, 2853, 3175, 3244. 2021 EXEC BUDGET FUNDS POSITION 2790. 2022 BUDGET REQUEST FUNDS POSITION 3175 AND ELIMINATES POSITION 2853 BOTH UNFUNDED IN 2021. 2022 EXEC BUDGET ELIMINATES POSITION 3244 AND FUNDS POSITION 1656 AND REPURPOSES TO SOCIAL WORKER-BILINGUAL.
- 54-88 2020 RES-392 CREATES 2.0 FTE PROJECT POSITIONS (3315, 3316) 100% FUNDED BY TARGETED SAFETY SUPPORT FUNDS (TSSF) REIMBURSEMENT.
- 54-91 2021 RES-009 CREATES 2.0 FTE (POSITIONS 3323, 3324) EFFECTIVE 6/1/21. CONTINUATION OF POSITION 3323 IS CONTINGENT UPON AVAILABLE REVENUE UNDER THE EMERGENCY RENTAL ASSISTANCE PROGRAM.
- 54-93 2021 RES-087 CREATES POSITION WITH 3 MONTHS OF FUNDING IN 2021, AND INCLUDES FUNDING WITH ARP REVENUE AND POSITION AUTHORITY THRU 2023.
- 54-93-REQ PROJECT POSITION FUNDED TO 12/31/24.
- 54-93-EXEC 54-93 2024 EXECUTIVE BUDGET REMOVES FOOTNOTE.
- 54-94 2022 EXEC BUDGET CREATES POSITION EFFECTIVE 7/1/22. 2023 REQUEST TRANSFERS POSITION TO DISABILITY & AGING SERVICES.

**COUNTY OF DANE  
BUDGETED POSITIONS**

***SUMMARY OF POSITION FOOTNOTES:***

---

**HUMAN SERVICES DEPARTMENT**

54-95 2021 RES-162 CREATES PROJECT POSITION CONTINGENT UPON ARP FUNDING.

54-95-EXEC 54-95 2024 EXECUTIVE BUDGET REMOVES FOOTNOTE.

54-97 2023 REQUEST TRANSFERS POSITION EFFECTIVE 7/1/23.

54-98 2023 REQUEST ADDS POSITION EFFECTIVE 7/1/23.

54-99 SUB 1 TO 2022 RES-345 CREATES 1.0 BEHAVIORAL HEALTH SPECIALIST PROJECT POSITION WITH WI DEPT OF CHILDREN AND FAMILIES GRANT FUNDS ENDING 12/31/2024.

54-A1 2022 RES-362 CREATES 0.50 FTE ILSP PROJECT SUPERVISOR EFFECTIVE FOR 50 PAY PERIODS AND 6.0 FTE CARE COORDINATORS EFFECTIVE AS FOLLOWS: 3.0 FOR 28 PAY PERIODS, 2.0 FOR 39 PAY PERIODS, 1.0 FOR 47 PAY PERIODS. ALL POSITIONS ARE PROJECT AND CONTINGENT UPON CONTINUED PROJECT FUNDING.

54-A1-REQ 54-A1: 2022 RES-362 PROJECT POSITION ENDS 3/31/25.

54-A2-REQ 2023 RES-086 PROJECT POSITION ENDS 08/31/2028.

54-A3-ADPT POSITION EFFECTIVE 7/1/24.

54-A4-ADPT POSITION EFFECTIVE 4/1/24.

**LAND & WATER RESOURCES**

63-02 RES. 315, 09-10 AUTHORIZED FIVE YEAR CONTRACT ENDING APRIL 2, 2015. 11/12/2014, CONTRACT EXTENSION OPEN-ENDED, NO EXPIRATION DATE.

63-03 2015 BUDGET CREATES 2.0 FTE POSITIONS (3022, 3023) CONTINGENT ON CONTINUED MMSD FUNDING.

63-03-EXEC 63-03 2024 EXECUTIVE BUDGET REMOVES FOOTNOTE.

63-04 2016 RECOMMENDED BUDGET CREATES 1.0 FTE UNFUNDED POSITION AUTHORITY ONLY. POSITION IS CONTINGENT UPON RECEIPT OF OUTSIDE REVENUE FROM CONSERVATION ORGANIZATIONS.

63-05 17 REQ: PROJECT POSITION SUPPORTED BY MADISON METROPOLITAN SEWERAGE DISTRICT FUNDS TO BE RECEIVED FOR THE YAHARA WINS PROGRAM AS PART OF A 20 YEAR EFFORT IN ADAPTIVE MANAGEMENT

63-05-EXEC 63-05 2024 EXECUTIVE BUDGET REMOVES FOOTNOTE.

63-08 2017 RES-535 AUTHORIZED ACCEPTANCE OF GRANT FUNDS FROM NATIONAL ASSOCIATION OF CONSERVATION DISTRICTS (NACD) TO FUND A 1.0 FTE CONSERVATION SPECIALIST PROJECT POSITION. POSITION IS EFFECTIVE JUNE 1, 2018 AND IS CONTINGENT UPON CONTINUED FUNDING FROM NACD OR OTHER SOURCES. 2019 REQUEST IS TO CONTINUE POSITION AND GRANT FUNDING IN 2019.

63-13 2021 REQUEST UNFUNDS POSITIONS 3161, 3163 AND 3262.

63-14 2022 EXEC BUDGET CREATES POSITION EFFECTIVE 4/1/22.

63-15 2022 EXEC BUDGET CREATES POSITION CONTINGENT UPON CONTINUED MMSD PROJECT FUNDING.

63-15-EXEC 63-15 2024 EXECUTIVE BUDGET REMOVES FOOTNOTE.

63-16 2022 EXEC BUDGET CREATES POSITION EFFECTIVE 7/1/22.

**COUNTY OF DANE  
BUDGETED POSITIONS**

**SUMMARY OF POSITION FOOTNOTES:**

---

**LAND & WATER RESOURCES**

- 63-17 2022 RES-067 CREATES 1.0 FTE POSITION EFFECTIVE 8/1/22. POSITION IS PROJECT AND CONTINGENT UPON CONTINUING REVENUE SUFFICIENT TO SUPPORT IT.
- 63-18 PROJECT POSITION IS FUNDED BY 5 YR NRCS FARM DEMO GRANT (2022 RES-173).
- 63-19 2023 EANR-O-3 CREATES POSITION EFFECTIVE 4/1/23.

**LAND INFORMATION OFFICE**

- 86-01 PROJECT POSITIONS CONTINGENT ON CONTINUED 100% FUNDING FROM LAND INFORMATION REVENUE.

**LIBRARY**

- 68-01 RES. 421, 2014, ADOPTED DEC. 04, 2014 APPROVED FIVE YEAR MANAGEMENT CONTRACT. 2019 RES-402 EXTENDS EMPLOYEE SERVICES AGREEMENT AT AN ANNUAL SALARY OF \$107,640.

**MEDICAL EXAMINER**

- 36-08 2020 RES-219 REDUCES 1.0 FTE DEPUTY MEDICAL EXAMINER POSITION 3040 TO 0.6 FTE. THE RESOLUTION CREATES 1.0 FTE MORGUE TECHNICIAN POSITION 3276. 2022 EXEC BUDGET INCREASES POSITION 3040 TO 1.0 FTE.
- 36-09 2022 EXEC BUDGET CREATES POSITION AS PREHIRE (FUNDED AT 50%). 2023 REQUEST REDUCES PREHIRE FUNDING FROM 50% TO 20%.

**OFFICE OF CRIMINAL JUSTICE REFORM**

- 07-01 2023 REQUEST MOVES POSITION TO OFFICE OF CRIMINAL JUSTICE REFORM.
- 07-02 2022 RES-299 ELIMINATES 1.0 COMMUNITY COURT COORDINATOR IN COUNTY BOARD OFFICE AND CREATES 1.0 STRATEGIC ENGAGEMENT COORDINATOR (P7) IN OCJR. POSITION IS CONTINGENT UPON COMMUNITY COURT PLANNING REVENUE FROM U.S. DEPARTMENT OF JUSTICE.

**PLANNING & DEVELOPMENT**

- 60-04 2022 EXEC BUDGET CREATES POSITION EFFECTIVE 7/1/22. POSITION EFFECTIVE 1/1/22.
- 60-05 2023 ZLR-O-1 CREATES PROJECT POSITION WITH ARP FUNDS EFFECTIVE THRU 12/31/24.
- 60-05-EXEC 60-05 2024 EXECUTIVE BUDGET REMOVES FOOTNOTE.
- 60-06-ADPT 2024 BUDGET ADDS POSITION EFFECTIVE FOR 3 (THREE) YEARS.

**PRETRIAL SERVICES**

- 28-01 POSITION IS AUTHORIZED 9/26/22.
- 28-02 POSITION TRANSFERRED FROM CLERK OF COURTS EFFECTIVE 9/26/22.

**COUNTY OF DANE  
BUDGETED POSITIONS**

**SUMMARY OF POSITION FOOTNOTES:**

---

**PUBLIC SAFETY COMMUNICATIONS**

- 45-03 POSITION (2844) CONTINGENT ON DANECOM COST SHARING AGREEMENTS.
- 45-07 2019 BUDGET CONVERTS ONE .50 FTE COMMUNICATOR (POSITION 3017) TO A 1.0 FTE COMMUNICATOR PRE-HIRE. PRE-HIRE POSITIONS ARE FUNDED FOR HALF OF THE YEAR. 2023 EXECUTIVE BUDGET ELIMINATES PREHIRE POSITION #3017.
- 45-08 POSITION EFFECTIVE 4/1/22.
- 45-09 2023 HHN-O-14 CREATES POSITION EFFECTIVE 7/1/23.
- 45-10-ADPT START DATE OF POSITIONS DELAYED TO 7/1/24.
- 45-11-ADPT POSITIONS ARE PRE-HIRE FUNDED AT 50%.

**REGISTER OF DEEDS**

- 24-01 REFERENCE 2019 RES-540 ADOPTED MARCH 19, 2020 FOR SALARY INFORMATION.
- 24-03 2012 BUDGET UNFUNDS 1.0 FTE OF POSITION 319, POSITION AUTHORITY TO REMAIN. 2014 BUDGET FUNDS 0.10 FTE, 0.90 FTE UNFUNDED POSITION AUTHORITY TO REMAIN. 2016 BUDGET REQUEST IS TO FUND .35 FTE AND TRANSFER TO POSITION 2294 (VITAL RECORDS CLERK). 0.55 FTE OF POSITION 319 REMAINS UNFUNDED, POSITION AUTHORITY TO REMAIN. 2022 REQUEST IS TO FUND 0.20 FTE AND TRANSFER TO 2499. 0.35 FTE OF POSITION 319 TO REMAIN AUTHORIZED UNFUNDED.

**SHERIFF**

- 42-01 REFERENCE 2021 RES-368 FOR SALARY INFORMATION.
- 42-02 RES. 319, 99-00, ADOPTED MAY 4, 2000, CREATED POSITION #2356. POSITION CONTINGENT UPON A CONTINUED AGREEMENT WITH THE VILLAGE OF CAMBRIDGE.
- 42-03 RES. 251, 00-01, ADOPTED JANUARY 18, 2001, CREATED POSITION # 2411. POSITION CONTINGENT UPON A CONTINUED AGREEMENT WITH THE VILLAGE OF CAMBRIDGE.
- 42-04 2006 BUDGET AUTHORIZED 2.0 FTE POSITIONS 2586 and 2587 TO BE FUNDED BY REIMBURSEMENT FROM THE DANE COUNTY REGIONAL AIRPORT.
- 42-05 RES. 235, 05-06, ADOPTED FEBRUARY 2, 2006, CREATED POSITION #2589. POSITION CONTINGENT UPON A CONTINUED AGREEMENT WITH THE TOWN OF MIDDLETON.
- 42-06 RES. 320, 99-00, ADOPTED APRIL 6, 2000, CREATED POSITION #525. POSITION CONTINGENT UPON A CONTINUED AGREEMENT WITH THE TOWN OF MIDDLETON.
- 42-07 DEPUTY SHERIFF I-II POSITION (POSITION NUMBER 2413 AND 2414) CREATED BY RES. 356, 2000-01 ADOPTED MAY 3, 2001. 2.0 FTE POSITIONS ARE CONTINGENT ON CONTINUED GRANT FUNDING FROM THE WI DEPARTMENT OF TRANSPORTATION (FREEWAY SERVICE PATROL). 2023 RES-119 EXTENDS GRANT FUNDING THRU JUNE 30, 2024.
- 42-08 2019 BUDGET FUNDS 9.0 (PREVIOUSLY UNFUNDED) DEPUTY SHERIFF I-II POSITIONS 2307, 2308, 2386, 1838, 1980, 569, 576, 533, 1767 AS DEPUTY SHERIFF I-II PREHIRES. PRE-HIRE POSITIONS ARE FUNDED AT 50%. 2021 ADOPTED BUDGET UNFUNDS 2.0 FTE DEPUTY-SHERIFF I-II PRE-HIRES (POSITIONS 533 & 1767).
- 42-09 RES. 55, 04-05, ADOPTED JULY 8, 2004, ACCEPTED FUNDING FROM THE TRANSPORTATION SECURITY ADMINISTRATION TO CREATE FOUR DEPUTY I-II POSITIONS. POSITIONS 2522, 2523, 2524 AND 2525 ARE CONTINGENT ON CONTINUED FUNDING.
- 42-10 RES. 197, 06-07, ADOPTED JANUARY 4, 2007, CREATED POSITION 2606. POSITION CONTINGENT ON CONTINUED AGREEMENT WITH THE VILLAGE OF CAMBRIDGE.
- 42-12 RES. 336, 02-03, ADOPTED 5-22-03, CREATED POSITIONS #2500, 2501, 2502. POSITIONS CONTINGENT ON CONTINUED AGREEMENT WITH THE VILLAGE OF MAZOMANIE. 2019 RES-452 AUTHORIZES CONTINUATION OF 2.0 FTE (POSITIONS #445, 417) CONTINGENT ON CONTINUED AGREEMENT WITH THE VILLAGE OF MAZOMANIE.

**COUNTY OF DANE  
BUDGETED POSITIONS**

**SUMMARY OF POSITION FOOTNOTES:**

---

**SHERIFF**

- 42-13 RES. 318, 02-03, ADOPTED APRIL 10, 2003, CREATED POSITION #2498. POSITION CONTINGENT UPON A CONTINUED AGREEMENT WITH THE VILLAGE OF CAMBRIDGE.
- 42-14 RES. 49, 2008-09 UNFUNDED 1.0 FTE SECURITY SUPPORT SPECIALIST (PRE-HIRE) POSITION 2572. ONE SECURITY SUPPORT SPECIALIST PRE-HIRE POSITION TO REMAIN AS AUTHORIZED, UNFUNDED POSITION.
- 42-15 RES. 213, 2008-09 UNFUNDED 1.0 FTE SECURITY SUPPORT SPECIALIST (PRE-HIRE) POSITION 2573. ONE SECURITY SUPPORT SPECIALIST PREHIRE POSITION TO REMAIN AS AUTHORIZED, UNFUNDED POSITION.
- 42-16 RES. 112, 2005-06 UNFUNDED 2.0 FTE DEPUTY SHERIFF PRE-HIRE POSITIONS (2389 and 2390). 2.0 DEPUTY SHERIFF PRE-HIRE POSITION REMAIN AS AUTHORIZED, UNFUNDED POSITIONS. 2019 REQUEST: FUND POSITIONS 2389 AND 2390 AS DEPUTY SHERIFF I-II TRANSITION TEAM.
- 42-18 2015 REQUEST IS FOR FIVE DEPUTY SHERIFF I-II PRE-HIRE POSITIONS (3003,3004,3005,3006,3007) FUNDED AT 50% IN ADMINISTRATIVE SERVICE DIVISION.
- 42-19 RES 256 - 2014, AUTHORIZES THE CREATION OF 3.0 FTE POSITIONS (2996,2997, and 2998) CONTINGENT UPON AGREEMENT WITH THE TOWN OF COTTAGE GROVE.
- 42-23 2018 REQUEST IS FOR 1.0 FTE PRE-HIRE DEPUTY SHERIFF I-II POSITION (#3123). PRE-HIRE POSITIONS ARE FUNDED AT 50%.
- 42-25 2018 RES-470 CREATES POSITION 3183, CONTINGENT UPON CONTINUAL AGREEMENT WITH VILLAGE OF DANE AND TOWN OF WESTPORT.
- 42-28 2019 RES-452 AUTHORIZES 4.0 FTE (POSITIONS #1882, 1943, 2397, 628) CONTINGENT ON CONTINUED AGREEMENT WITH THE VILLAGE OF WINDSOR.
- 42-29 2020 RES-370 AUTHORIZES 1.0 FTE DEPUTY SHERIFF I-II POSITION 3314 CONTINGENT ON CONTINUED AGREEMENT WITH THE VILLAGE OF BROOKLYN.
- 42-30 POSITION IS AUTHORIZED 10/1/22.
- 42-31 2023 HHN-O-14 UNFUNDS POSITIONS 428 AND 613. 2023 BOARD-O-3 RESTORES FUNDING FOR POSITIONS 428 AND 613.

**TREASURER**

- 18-01 REFERENCE 2019 RES-540 ADOPTED MARCH 19, 2020 FOR SALARY INFORMATION.

**WASTE & RENEWABLES**

- 89-04 2022 RES-337 CONFIRMS APPOINTMENT OF BIOGAS PLANT MANAGER AT A SALARY OF \$150,000.
- 89-05-REQ 89-05 UPON FILLING OF THE LANDFILL CREW LEADER, ONE SKILLED LABORER-LANDFILL POSITION WILL BE ELIMINATED.

**Sub. 1 to 2023 RES-190**  
**2024 DANE COUNTY OPERATING BUDGET APPROPRIATIONS RESOLUTION**

155  
156  
157  
158  
159  
160  
161  
162

**Appendix A**  
**Human Services Contracts in Excess**  
**Of \$100,000 Authorized for Director Signature**



Appendix A  
Human Services Client Service Contracts in Excess of \$100,000

The Human Services Department has prepared the following information to comply with Dane County Ordinance Ch. 25.50 Human Services Contracts allowing the Director of the Human Services Department to sign client services contracts with purchase of services agencies in excess of \$100,000 if approved as a part of the County budget process. The information is divided into four distinct categories: 1) purchase of services (POS) contracts, 2) community based residential facility (CBRF) contracts, 3) substitute care contracts, and 4) comprehensive community service (CCS) contracts.

**Purchase of Services (POS) Contracts**

The information below identifies agencies with whom the Human Services Department will enter into purchase of service contracts in 2024. The table below identifies the Division within Human Services, the provider and the amount of funding included in the 2024 budget. Contracts of POS providers with contracts in more than one division whose sum is in excess of \$100,000 are discretely listed.

DIVISION	PROVIDER	CONTRACT AMOUNT
DAS	ATLANTIS VALLEY FOODS	1,223,352
DAS	AVENUES TO COMMUNITY	475,000
DAS	CARE VAN SERVICE	147,204
DAS	CITY OF FITCHBURG/SENIOR CENTER	150,161
DAS	CITY OF MADISON-TRANSIT	267,907
DAS	CITY OF MIDDLETON	135,286
DAS	COLONIAL CLUB	648,105
DAS	DEFOREST AREA JOINT COMMUNITY CENTER	171,091
DAS	EMPLOYMENT RESOURCES INC	159,900
DAS	FAMILY SERVICE MADISON	1,918,536
DAS	FAMILY SUPPORT & RESOURCE CENTER	175,000
DAS	GOODMAN COMMUNITY CENTER	40,369
DAS	HOME HEALTH UNITED	407,953
DAS	NEWBRIDGE MADISON, INC.	1,699,965
DAS	NORTHWEST DANE COUNTY SENIOR SERVICES	257,091
DAS	OUTREACH, INC.	44,343
DAS	RAINBOW PROJECT	6,000
DAS	RESPONSIVE SOLUTIONS	684,963
DAS	RSVP OF DANE COUNTY	657,154
DAS	SAFE COMMUNITIES COALITION	31,925
DAS	STOUGHTON SENIOR CENTER	161,762

DAS	SUGAR RIVER SENIOR CENTER	127,162
DAS	TEAMWORK ASSOCIATES INC	120,000
DAS	TNT CATERING	237,323
DAS	TRANSIT SOLUTIONS	1,183,049
DAS	UNITED CEREBRAL PALSY	2,136,093
DAS	VILLAGE OF MCFARLAND	119,116
DAS	VILLAGE OF MT HOREB	145,955
DAS	VILLAGE OF OREGON SENIOR CENTER	163,180
DAS	VILLAGE OF WAUNAKEE	159,315
DAS	VIVENT HEALTH INC	99,864
DAS	WAISMAN CENTER CSU	899,762
DAS	WAUNAKEE SCHOOLS	132,332
DAS	YWCA INC	68,836
CYF	BRIARPATCH YOUTH SERVICES	1,365,229
CYF	CANOPY CENTER	165,827
CYF	COMMON WEALTH DEVELOPMENT	195,900
CYF	COMMUNITY SERVICE ASSOC	233,260
CYF	GOODMAN COMMUNITY CENTER	61,553
CYF	LUTHERAN SOCIAL SERVICES	100,000
CYF	OPERATION FRESH START	454,014
CYF	ORION FAMILY SERVICES, INC.	100,000
CYF	RISE WISCONSIN, INC.	535,657
CYF	SAFE HARBOR	236,301
CYF	WISCONSIN FAMILY TIES	53,861
CYF	YWCA INC	462,653
EAWS	ADAMS COUNTY HUMAN SERVICES & HEALTH DEPARTMENT	431,697
EAWS	COLUMBIA COUNTY HUMAN SERVICES & HEALTH DEPARTMENT	837,001
EAWS	COMMON WEALTH DEVELOPMENT	106,106
EAWS	COMMUNITY ACTION COALITION	151,862
EAWS	COMMUNITY COORDINATED CHILD CARE	369,700
EAWS	DODGE COUNTY HUMAN SERVICES & HEALTH DEPARTMENT	1,329,225
EAWS	EMPLOYMENT & TRAINING ASSOCIATION OF DANE COUNTY	209,600
EAWS	FORWARD SERVICES	2,473,018
EAWS	JUNEAU COUNTY HUMAN SERVICES & HEALTH DEPARTMENT	394,869
EAWS	MADISON - AREA URBAN MINISTRY	262,500
EAWS	OPERATION FRESH START	82,833

EAWS	RICHLAND COUNTY HUMAN SERVICES & HEALTH DEPARTMENT	1,073,550
EAWS	SAUK COUNTY DEPT HUMAN SERVICES	910,298
EAWS	SHEBOYGAN COUNTY HUMAN SERVICES	1,591,558
EAWS	URBAN LEAGUE OF GREATER MADISON	238,602
EAWS	WRTP	108,366
EAWS	YWCA INC	141,258
PEI	CENTRO HISPANO	549,267
PEI	CHILDREN'S SERVICE SOCIETY OF WI	404,660
PEI	CITY OF FITCHBURG/SENIOR CENTER	25,096
PEI	CITY OF MIDDLETON	11,688
PEI	COMMUNITY ACTION COALITION	73,068
PEI	DOMESTIC ABUSE INTERVENTION SERVICES	378,927
PEI	FAMILIES BACK TO THE TABLE	101,761
PEI	FAMILY SERVICE MADISON	226,401
PEI	GOODMAN COMMUNITY CENTER	97,734
PEI	OUTREACH, INC.	166,737
PEI	PLANNED PARENTHOOD OF WI	249,351
PEI	RAINBOW PROJECT	140,672
PEI	RAPE CRISIS CENTER	72,825
PEI	RISE WISCONSIN, INC.	1,000,717
PEI	URBAN LEAGUE OF GREATER MADISON	119,362
HAA	BRIARPATCH YOUTH SERVICES	139,220
HAA	CATALYST FOR CHANGE INC	300,000
HAA	CATHOLIC CHARITIES	491,902
HAA	EQUITABLE SOCIAL SOLUTIONS	567,110
HAA	HOUSING INITIATIVES	1,093,689
HAA	LUTHERAN SOCIAL SERVICES	381,629
HAA	PORCHLIGHT INC	437,905
HAA	SALVATION ARMY	1,935,147
HAA	TENANT RESOURCE CENTER	385,940
HAA	YWCA INC	274,797
BH	ANESIS	1,682,117
BH	ARC COMMUNITY SERVICES	596,485
BH	ATTIC CORRECTIONAL SERVICES	436,598
BH	BRIARPATCH YOUTH SERVICES	76,740
BH	CANOPY CENTER	209,005

BH	CATHOLIC CHARITIES	1,669,813
BH	CHRYSALIS, INC.	405,771
BH	DUNGARVIN	779,483
BH	EMPLOYMENT RESOURCES INC	145,662
BH	FAMILY SERVICE MADISON	224,379
BH	GOODWILL INDUSTRIES	808,954
BH	INTEGRITY RESIDENTIAL SERVICES	1,872,867
BH	JOURNEY MENTAL HEALTH CENTER	17,220,192
BH	LUTHERAN SOCIAL SERVICES	248,730
BH	MADISON - AREA URBAN MINISTRY	172,054
BH	MENDOTA MENTAL HEALTH INSTITUTE	2,513,963
BH	NAMI OF DANE COUNTY	104,511
BH	PORCHLIGHT INC	584,539
BH	RAINBOW PROJECT	87,875
BH	RAPE CRISIS CENTER	171,696
BH	RISE WISCONSIN, INC.	1,113,982
BH	SAFE COMMUNITIES COALITION	1,007,846
BH	SOAR CASE MANAGEMENT	770,028
BH	TELLURIAN	4,914,360
BH	TREMPEALEAU COUNTY HEALTH CARE CENTER	97,992
BH	UW HOSPITAL AND CLINICS AUTHORITY	918,667
BH	VIVENT HEALTH INC	63,834
BH	WELL PATH	231,938
BH	WISCONSIN FAMILY TIES	48,751
BH	WOMEN IN TRANSITION	602,378
BH	YASMINS LOVING CARE	390,000
BPHCC	BCS OF WISCONSIN S.C.	160,000
BPHCC	MEDICAL HEALTH PHARMACY, LLC	375,000
BPHCC	MJ CARE, INC	914,036
BPHCC	UNIVERSITY OF WI MEDICAL FOUNDATION, INC	174,000
BPHCC	DEPARTMENT OF PHARMACY, UNIVERSITY OF WISCONSIN HOSPITAL AND CLINICS	101,500

**Community Based Residential Facility (CBRF) Contracts**

The information below identifies agencies with whom the Human Services Department may enter into contracts based on historical contracting. CBRF contracts are person specific, and rates paid to CBRF providers are dependent on the needs of individual consumers. For this reason, the annual amount of the contract with any one provider varies from year to year depending on the number and needs of the consumers served. Funding for CBRF contracts is included in several lines within the DAS budget.

DIVISION	PROVIDER
DAS	BRIGHTER LIFE LIVING, LLC
DAS	HOPE REALITY LLC

**Substitute Care Contracts**

The information below identifies agencies with whom the Human Services Department may enter into contracts based on historical contracting. Substitute care providers provide services to children placed in out of home care by court order. In most instances, the rate is established by the State of Wisconsin Department of Children and Families. The annual amount of the contract with any one provider varies from year to year depending on the number of children placed with the provider. Funding for substitute care contracts is included in several lines within the PEI budget.

DIVISION	PROVIDER
PEI	ANU FAMILY SERVICES, INC.
PEI	CHILDREN'S SERVICE SOCIETY OF WISCONSIN DBA CHILDREN'S HOSPITAL OF WISCONSIN - COMMUNITY SERVICES
PEI	CHILEDIA INSTITUTE, INC.
PEI	CLINICARE, CORP.
PEI	COMMUNITY CARE RESOURCES, INC.
PEI	COMPASSIONATE COMMUNITIES FOR CHILDREN
PEI	FAMILY WORKS PROGRAMS, INC.
PEI	FORWARD HOME FOR BOYS LLC
PEI	HOME 4 THE HEART, INC.
PEI	HOUSE OF LOVE YOUTH HOMES, INC.
PEI	INDIANA DEVELOPMENTAL TRAINING CENTER OF LAFAYETTE LLC
PEI	LAD LAKE, INC.
PEI	LUTHERAN SOCIAL SERVICES OF WISCONSIN AND UPPER MICHIGAN, INC.
PEI	MEN OF MEN, INC.
PEI	MONARCH FAMILY SERVICES INC
PEI	NEW HOPE & DESTINY HOME II, INC.
PEI	NORTHWEST PASSAGE LIMITED
PEI	OCONOMOWOC DEVELOPMENTAL TRAINING CENTER OF WISCONSIN, LLC DBA GENESEE LAKE SCHOOL
PEI	POSITIVE ALTERNATIVES, INC.
PEI	RAWHIDE, INC.
PEI	ST. CHARLES YOUTH & FAMILY SERVICES, INC.
PEI	TOMORROWS CHILDREN INC.
PEI	WELLPOINT CARE NETWORK, INC.
PEI	WISCONSIN COMMUNITY SERVICES, INC.
PEI	YOUTH VILLAGES, INC.

### Comprehensive Community Services (CCS) Contracts

The information below identifies agencies with whom the Human Services Department may enter into contracts based on historical contracting. The CCS program is an open network allowing any qualified provider to receive a contract with the Department. Consumers choose which provider will best meet their needs, and utilization is determined based on the consumer's individual recovery plan. The annual amount of the contract with any one provider varies from year to year depending on the amount of CCS services provided. Funding for CCS contracts is included in the DAS Comprehensive Community Services budget.

DIVISION	PROVIDER
BH	ADVENTURES IN WELLNESS AND RECOVERY LLC
BH	ANESIS CENTER FOR MARRIAGE AND FAMILY THERAPY LLC
BH	ANU FAMILY SERVICES, INC.
BH	ARC COMMUNITY SERVICES, INC.
BH	ASPIRES247, LLC
BH	BADGER CARE LLC
BH	BETTER BEE, INC.
BH	BODY MECHANIX, LLC
BH	CAPITAL MINDS, LLC
BH	CARING CONNECTION
BH	CASCADING WATERS LLC
BH	CATALYST FOR CHANGE, INC.
BH	CHILDREN'S SERVICE SOCIETY OF WISCONSIN DBA CHILDREN'S HOSPITAL OF WISCONSIN - COMMUNITY SERVICES
BH	CHILDREN'S THERAPY NETWORK, LLC
BH	CHRISTIAN SERVANTS HOME CARE LLC
BH	CHRYSALIS, INC.
BH	CLEANSLATE MEDICAL GROUP OF WISCONSIN, S.C.
BH	COLLECTIVE ROOTS PSYCHOTHERAPY LLC
BH	COLLECTIVE VOICES, LLC
BH	COMMON THREADS FAMILY RESOURCE CENTER, LTD
BH	COMMUNITY CARE PROGRAMS, INC.
BH	COMMUNITY COUNSELING CENTER OF MADISON, WISCONSIN, INC.
BH	COMMUNITY LIVING ALLIANCE, INC.
BH	CONNECTIONS COUNSELING LLC
BH	CORNUCOPIA, INC.
BH	CREATIVE FORCES THERAPY LLC
BH	DAY ONE MENTAL HEALTH SERVICES LLC
BH	DEEPER INSIGHTS, LLC

BH	DIAMOND MENTAL HEALTH, LLC
BH	DRIFTLESS COUNSELING, LLC
BH	DYER MULTISENSORY APPROACH LLC
BH	EASE-OF-MIND MENTAL HEALTH SOLUTIONS, LLC
BH	EDELWEISS BEHAVIORAL HEALTH LLC
BH	ELITE COGNITION LLC
BH	EMPLOYABILITY: EMPLOYMENT AND HOUSING SOLUTIONS, LLC
BH	EMPLOYMENT RESOURCES, INC.
BH	EOTO, LLC
BH	ESSENCE REALIZED, LLC
BH	EXPANSIVE MENTAL WELLNESS LLC
BH	FAMILY SERVICE MADISON, INC.
BH	FORWARD COUNSELING AND CONSULTATION, LLC
BH	FORWARD LEARNING YOUTH AND YOUNG ADULTS INC.
BH	FOUNDATIONS COUNSELING CENTER, INC.
BH	FOUR WINDS COUNSELING, LLC
BH	GINKO COUNSELING SERVICES, L.L.C.
BH	GOLDEN MEND WELLNESS AND COUNSELING LLC
BH	GOODWILL INDUSTRIES OF SOUTH CENTRAL WISCONSIN, INC.
BH	GRAND JOURNEY, LLC
BH	GREENROOT YOGA, LLC
BH	HANCOCK CENTER FOR CREATIVE ARTS THERAPIES, INC.
BH	HEALTHYMINDS LLC
BH	HOPE INSPIRED LLC
BH	HORIZON HIGH SCHOOL OF MADISON, INC.
BH	HOUSING INITIATIVES, INC.
BH	IMAGINE YOUR CAPACITY COUNSELING AND CONSULTING, LLC
BH	INSIGHT COUNSELING & WELLNESS, LLC
BH	JASON C. SMITH MA LMFT LLC
BH	JOURNEY MENTAL HEALTH CENTER, INC.
BH	KABBA RECOVERY SERVICES LLC
BH	KEEPING FAMILIES TOGETHER INC.
BH	LUTHERAN SOCIAL SERVICES OF WISCONSIN AND UPPER MICHIGAN, INC.
BH	MADISON TRAUMA THERAPY LLC
BH	MALECK THERAPY, LLC
BH	MANIFEST WELLNESS, LLC



BH	MERCYLAND PSYCHIATRY, INC.
BH	MICHELLE AYRES, LLC
BH	MOONTREE PSYCHOTHERAPY CENTER LLC
BH	MOSAIC CONSULTING LLC
BH	NATURES ARK BEHAVIORAL HEALTH SERVICES LLC
BH	NEU K LLC
BH	NEW GROWTH MENTAL HEALTH COUNSELING, LLC
BH	OPEN DOOR CENTER FOR CHANGE, LLC
BH	ORCHESTRA X INC.
BH	ORION FAMILY SERVICES, INC.
BH	OUR GENERATIONS INC
BH	PECKU ANCHORED AFH LLC
BH	RAINBOW MARIFROG, LLC
BH	RAPE CRISIS CENTER, INC.
BH	RISE WISCONSIN, INC.
BH	SAFE COMMUNITY COALITION OF MADISON AND DANE COUNTY, INC.
BH	SAMARITAN COUNSELING CENTER OF SOUTHERN WISCONSIN, INC.
BH	SOAR CASE MANAGEMENT SERVICES, INC.
BH	STAY FOCUSED COUNSELING LLC
BH	STEP TIME, INC.
BH	STILL STANDING ENTERPRISE LLC
BH	TELLURIAN, INC.
BH	THE HMONG INSTITUTE INCORPORATED
BH	THE PSYCHOLOGY CLINIC, INC.
BH	THE RAINBOW PROJECT, INC.
BH	THINK & GROW LLC
BH	THOMAS & ASSOCIATES SERVICES LLC
BH	TRAILWAYS LLC
BH	TRIQUESTRIAN, LLC
BH	TRUE BELIEVERS, LLC
BH	VENUS INSPIRES LLC
BH	WINDING PATH PSYCHOTHERAPY, LLC
BH	WISCONSIN FAMILY MENTAL BALANCE LLC
BH	WISCONSIN FAMILY TIES, INCORPORATED

## VII.(a) CAPITAL BUDGET INTRODUCTION



## Capital Budget Introduction

### A. CAPITAL BUDGET SCOPE

The 2024 capital budget continues the policy originated in the 1992 Adopted Budget requiring completely separate operating and capital budgets to be submitted to the County Board that show total capital and operating expenditures being adopted in each document.

Capital projects are generally defined as major investments in public facilities and infrastructure, including buildings, highways, equipment, and land. Projects included in the capital budget usually cost at least \$50,000 and are anticipated to have a substantial useful life. Smaller projects may be included if they have a substantial life.

Dane County debt issues are typically 10 years in length. Items with a shorter useful life are repaid more quickly. Certain construction projects and Conservation Fund acquisitions are amortized over 20 years. In this budget, any item authorized for borrowing has a useful life of at least the term of the borrowing.

Capital budget items typically have included:

- Major remodeling or new construction of buildings, exceeding \$50,000 in value, and related architectural and engineering costs.
- Highway reconstruction or major maintenance assuming the maintenance is anticipated to have a substantial useful life.
- Conservation fund land purchases.
- Purchases of equipment.
- Smaller remodeling projects involving a package of related improvements with a useful life of ten years.

## **Capital Budget Introduction**

### **B. THE CAPITAL IMPROVEMENT PLANNING AND BUDGETING PROCESS**

The Capital Budget is one part of a cycle of long-range and short-range capital improvement planning and budgeting. It represents the annual authorization of projects that typically were previously considered in a multi-year capital planning process.

The process of developing the Capital Improvement Plan involves multi-disciplinary planning for the long-term maintenance or replacement of these types of assets. Capital projects are expensive, have a significant useful life, and may require more than one year to complete. As in the operating budget environment, the County must allocate a limited amount of resources among an ever-growing number of competing capital project requests. It is only through an organized planning process that all capital requests can be effectively evaluated, resources allocated, and assets adequately maintained.

The goals of capital improvements planning are as follows:

- to meet obligations to maintain all existing facilities and equipment in good repair, address potential liability problems, and conform to Federal and State regulations;
- to respond to opportunities to achieve economies in operation through automation, energy efficiency, or other capital investments;
- to consider long-range financing strategies for major capital projects that balance capital needs, operational needs, and fiscal responsibility in a framework that supports priority setting by policy-makers.
- to provide a basis for justifying and approving capital projects and accountability for implementation.

## Capital Budget Introduction

The annual capital planning and budgeting cycle is expected to involve the following steps and time frames:

- April-August - Departments develop and submit capital requests to the Department of Administration.
- September - County Executive Develops Capital Budget recommendations.
- October - County Executive's annual Capital Budget recommendations are submitted to the County Board.
- December - Decisions on Capital Budget are formalized.

### C. BUDGET CONTROL POLICIES

Total expenditures shall be controlled for each capital project such that its authorized appropriation will not be exceeded.

Capital projects to be financed with borrowed funds may not proceed in advance of borrowing except with prior approval of the County Executive and County Board through resolution.

### D. CAPITAL IMPROVEMENT FINANCIAL STRATEGIES

Projects that acquire, create, or improve capital assets require a significant commitment of resources. These large, up-front expenditures benefit the county and its citizens by extending the useful life of existing assets and creating new ones. Decisions regarding the financing of these capital improvements affect the availability of resources for any other purpose.

Funding decisions are therefore made in light of overall budgetary priorities and needs. Also, funding considers short- and long-term resource availability and coincides with the useful life and cost of proposed projects. Financial strategies of the county are described below.

## **Capital Budget Introduction**

1. The county balances the needs for both maintenance of capital assets and provision of on-going direct services to citizens. In the process, the county makes every effort to maintain and, where appropriate, enhance its capital inventory.
2. The county implements capital projects within its ability to finance improvements using short- and long-term resources. The issuance of debt to finance capital improvements is predicated on the county's ability to service the debt over the life of the issue.
3. Financing decisions balance the use of pay-as-you-go financing (current financial resources) with long-term (debt) financing. The county may make cash contributions to capital improvements.
4. The county encourages the leveraging of resources to maximize capital improvement efforts. This includes participation in intergovernmental programs, public/private partnerships, utilization of service charges/user fees, and the issuance of debt.
5. Capital improvement decisions consider the impact of operating and maintenance costs to ensure the county's ability to maintain the capital asset and realize the best ongoing financial outcome.

### **E. OPERATING & CAPITAL BUDGETS – THEIR RELATIONSHIP**

Dane County's operating and capital budgets have a direct relationship. The capital budget can impact the operating budget in three ways. The primary impact is on debt service payments. The majority of the County's capital improvement costs have been funded through the issuance of general obligation bonds and notes that are repaid over a period of up to twenty years. The Debt section of this budget shows the projected principal and interest payments due to capital project borrowing.

The second way the capital budget can impact the operating budget is through cash-funded projects. Financing capital projects on a pay-as-you-go basis minimizes the need for issuing bonds and substantially reduces current and future debt service costs. Historically, cash-funded projects in the county have been limited to the enterprise funds.

**Capital Budget Introduction**

The final way capital projects can impact the operating budget arises when a project is completed and the county must now operate and maintain it. Capital projects can have either a positive or negative impact on future operating budgets due to an increase or decrease in maintenance costs, or by providing capacity for new programs or services.



## **Capital Budget Introduction - Overview**

The 2024 Capital Budget includes total funding of \$179.2 million in capital projects. A table of the 2024 budgeted project amounts by department is shown below. Projects in Airport, Alliant Energy Center, and Land Information Office and Solid Waste projects are supported by revenues from those operations.

### Major Capital Budget Projects:

- ◆ The single largest project in the 2024 Capital Budget is the PSC building at \$36.5 million.
- ◆ The 2024 Capital Budget includes over \$21.5 million for Heart of the Zoo project.
- ◆ The budget includes \$3.25 million of outside revenue for taxiway improvements at the Airport.
- ◆ The 2024 Capital Budget continues and increases funding of the Conservation Fund (\$10 million), Land & Water Legacy Fund (\$1.66 million), Election Security Facility (\$3 million), Men's Shelter Project (\$1.5 million) and provides \$1.35 million for the St John's Housing Project.
- ◆ Also included is continued funding of the Affordable Housing Development Fund (\$15 million in new capital for 2024).

**Capital Budget Introduction - Overview**

**2024 Capital Summary by Department:**

DEPARTMENT	TOTAL SOURCES	OUTSIDE FUNDING	DEBT/EQUITY
COUNTY BOARD	\$ 45,000	\$ 15,000	\$ 30,000
COUNTY EXECUTIVE	\$ 10,000	\$ -	\$ 10,000
COUNTY CLERK	\$ 3,000,000	\$ -	\$ 3,000,000
ADMINISTRATION	\$ 23,830,900	\$ 738,100	\$ 23,092,800
PRETRIAL SERVICES	\$ 73,000	\$ -	\$ 73,000
MEDICAL EXAMINER	\$ 150,000	\$ -	\$ 150,000
SHERIFF	\$ 5,874,700	\$ -	\$ 5,874,700
PUBLIC SAFETY COMMUNICATIONS	\$ 36,980,400	\$ -	\$ 36,980,400
JUVENILE COURT	\$ 70,000	\$ -	\$ 70,000
HUMAN SERVICES	\$ 27,363,200	\$ -	\$ 27,363,200
LAND INFORMATION OFFICE	\$ 376,200	\$ 275,200	\$ 101,000
LAND & WATER RESOURCES	\$ 18,775,000	\$ -	\$ 18,775,000
DANE COUNTY CONSERVATION FUND	\$ 10,000,000	\$ -	\$ 10,000,000
LAND & WATER LEGACY FUND	\$ 1,660,000	\$ -	\$ 1,660,000
HENRY VILAS ZOO	\$ 23,298,300	\$ 12,467,600	\$ 10,830,700
ALLIANT ENERGY CENTER	\$ 6,850,000	\$ -	\$ 6,850,000
PUBLIC WORKS, HIGHWAY & TRANS	\$ 20,860,000	\$ 275,000	\$ 20,585,000
AIRPORT	\$ -	\$ 3,250,000	\$ (3,250,000)
<b>GRAND TOTAL</b>	<b>\$ 179,216,700</b>	<b>\$ 17,020,900</b>	<b>\$ 162,195,800</b>

**DANE COUNTY, WISCONSIN**

**Capital Budget Introduction - Overview****THE CAPITAL BUDGET - DETAIL**

The next section of this document provides a detail schedule of authorized expenditures and revenues for capital projects. It also shows information about 2022 expenditures; 2023 budgets, spending to date, and estimated year-end amounts.

Following this schedule, Project Detail Summaries are provided for each authorized project. This includes a description of the project ("what" it does), its justification ("why" it is being proposed), timing ("when"), and in some cases its location ("where"). Financial information is also indicated by category of expense and revenue source.

Finally, there is the 2024 Dane County Capital Budget Appropriations Resolution. This is the capital budget legally enacted by the County Board and approved by the County Executive.

**DANE COUNTY  
2024 CAPITAL PROJECTS BUDGET**

2022 ACTUAL	2023				2024						
	MODIFIED BUDGET	EXP. THRU 6/30/23	TOTAL EST. EXPEND.		AGENCY REQUEST	EXECUTIVE RECOMM.	ADOPTED APPROP.	OUTSIDE REVENUE	EQUITY APPLIED	BORROWING PROCEEDS	TOTAL SOURCES
<b>GENERAL GOVERNMENT **</b>											
<b>COUNTY BOARD</b>											
\$33,386	\$5,991	\$0	\$5,991	AV REPLACE 3RD FLOOR MTG. RMS.	\$15,000	\$15,000	\$15,000			\$15,000	\$15,000
\$85,745	\$2,145	\$0	\$2,145	AV REPLACEMENT IN CHAMBERS	\$30,000	\$30,000	\$30,000	\$15,000		\$15,000	\$30,000
\$123,954	\$383,958	\$0	\$383,958	FURNITURE EQUIP SPACE REMODEL	\$0	\$0	\$0				\$0
\$75,000	\$0	\$0	\$0	JFA ANALYSIS	\$0	\$0	\$0				\$0
\$0	\$26,929	\$0	\$26,929	LEGISLATIVE TRACKING SYSTEM	\$0	\$0	\$0				\$0
\$24,970	\$0	\$0	\$0	OFFICE FURNITURE	\$0	\$0	\$0				\$0
\$343,054	\$419,023	\$0	\$419,023	<b>TOTAL COUNTY BOARD</b>	\$45,000	\$45,000	\$45,000	\$15,000	\$0	\$30,000	\$45,000
<b>COUNTY EXECUTIVE</b>											
\$0	\$0	\$0	\$0	CCB LAND ACKNOWLEDGMENT PROJECT	\$0	\$0	\$10,000			\$10,000	\$10,000
\$198,750	\$101,250	\$89,625	\$101,250	COMPREHENSIVE ENERGY PLAN	\$0	\$0	\$0				\$0
\$198,750	\$101,250	\$89,625	\$101,250	<b>TOTAL COUNTY EXECUTIVE</b>	\$0	\$0	\$10,000	\$0	\$0	\$10,000	\$10,000
<b>COUNTY CLERK</b>											
\$0	\$16,095,000	\$17,100	\$16,095,000	ELECTION SECURITY & RELOCATION	\$3,000,000	\$3,000,000	\$3,000,000			\$3,000,000	\$3,000,000
\$0	\$16,095,000	\$17,100	\$16,095,000	<b>TOTAL COUNTY CLERK</b>	\$3,000,000	\$3,000,000	\$3,000,000	\$0	\$0	\$3,000,000	\$3,000,000
<b>ADMINISTRATION</b>											
\$0	\$30,000	\$0	\$30,000	CFS CONDENSATE PUMP REPLACE	\$0	\$0	\$0				\$0
\$0	\$26,518	\$0	\$26,518	CFS CONVECTION STEAMER	\$0	\$0	\$0				\$0
\$8,026	\$111,456	\$0	\$111,456	CFS GREASE TRAP REPLACEMENT	\$0	\$0	\$0				\$0
\$102,327	\$69,462	\$0	\$69,462	DELIVERY TRUCK	\$0	\$0	\$0				\$0
(\$109,879)	(\$237,436)	\$0	(\$237,436)	FIXED ASSET ADDITIONS-CAP BDGT	\$0	\$0	\$0				\$0
\$3,600,797	\$3,104,000	\$1,360,000	\$3,104,000	AFFORDABLE HOUSING DEVEL FUND	\$0	\$0	\$0				\$0
\$0	\$2,010,000	\$0	\$2,010,000	AFRICAN AMERICAN CULTURAL CNTR	\$0	\$0	\$0				\$0
\$72	\$0	\$0	\$0	BLOOMING GROVE FACILITY	\$0	\$0	\$0				\$0
\$0	\$2,000,000	\$2,000,000	\$2,000,000	CENTRO HISPANO PROJECT	\$0	\$0	\$0				\$0
\$0	\$4,850,000	\$0	\$4,850,000	CH-NIF GRANT EXPENSE	\$0	\$0	\$0				\$0
\$54,684	\$20,316	\$0	\$20,316	CONTRACTING SOFTWARE	\$0	\$0	\$0				\$0
\$133,699	\$653,909	\$20,329	\$653,909	ELECTRIC VEHICLE CHARGING STAT	\$0	\$0	\$0				\$0
\$460,559	\$1,229,741	\$105,178	\$1,229,741	HIGHWAY 12 UTILITY EXTENSION	\$0	\$0	\$0				\$0
\$0	\$0	\$0	\$0	HO-CHUNK HISTORY CENTER	\$0	\$2,000,000	\$2,000,000			\$2,000,000	\$2,000,000
\$0	\$56,820	\$0	\$56,820	LACTATION ROOMS	\$0	\$0	\$0				\$0
\$0	\$0	\$0	\$0	LEARNING MANAGEMENT SOFTWARE	\$0	\$58,500	\$58,500			\$58,500	\$58,500
\$0	\$49,485	\$4,518	\$49,485	LED LIGHTING UPGRADES	\$0	\$0	\$0				\$0
\$0	\$1,500,000	\$0	\$1,500,000	MADISON PUBLIC MARKET	\$0	\$0	\$0				\$0
\$0	\$1,500,000	\$1,500,000	\$1,500,000	MCKENZIE WORKFORCE DEV CENTER	\$0	\$0	\$0				\$0
\$0	\$9,000,000	\$0	\$9,000,000	MENS SHELTER PROJECT	\$0	\$1,500,000	\$1,500,000			\$1,500,000	\$1,500,000
\$0	\$1,500,000	\$0	\$1,500,000	MT ZION FAMILY LIFE CENTER	\$0	\$0	\$0				\$0
\$0	\$0	\$0	\$0	SECOND HARVEST FOOD PANTRY	\$0	\$4,000,000	\$4,000,000			\$4,000,000	\$4,000,000
\$19,829	\$762,664	\$0	\$762,664	SOLAR INITIATIVE	\$0	\$0	\$0				\$0
\$5,000,000	\$0	\$0	\$0	UL-NIF EXPENSE	\$0	\$0	\$0				\$0
\$0	\$2,000,000	\$0	\$2,000,000	URBAN LEAGUE PROJECT	\$0	\$0	\$0				\$0
\$0	\$0	\$0	\$0	VEHICLE & EQUIPMENT REPLACEMENT	\$159,000	\$159,000	\$159,000			\$159,000	\$159,000
\$3,700	\$15,953	\$925	\$15,953	WEBSITE REDESIGN	\$0	\$0	\$0				\$0
\$0	\$500,000	\$0	\$500,000	CCB AIR HANDLING UNIT REPLACE	\$250,000	\$250,000	\$250,000	\$102,000		\$148,000	\$250,000
\$0	\$115,405	\$0	\$115,405	CCB BOOSTER PUMP REPLACEMENT	\$0	\$0	\$0				\$0
\$0	\$27,653	\$3,041	\$27,653	CCB CARD ACCESS SYSTEM UPGRADE	\$0	\$0	\$0				\$0
\$0	\$0	\$0	\$0	CCB CHILLER PUMP REPLACEMENT	\$500,000	\$500,000	\$500,000	\$204,000		\$296,000	\$500,000
\$0	\$30,000	\$0	\$30,000	CCB CONDENSATE PUMP REPLACE	\$0	\$0	\$0				\$0
\$0	\$48,000	\$0	\$48,000	CCB ELECTRICAL PANEL UPGRADE	\$0	\$0	\$0				\$0
\$0	\$150,000	\$0	\$150,000	CCB EMERGENCY ELEVATOR UPGRADE	\$0	\$0	\$0				\$0
\$0	\$120,000	\$8,439	\$120,000	CCB EMERGENCY EXIT UPGRADES	\$0	\$0	\$0				\$0
\$0	\$3,592,733	\$8,314	\$3,592,733	CCB EMERGENCY GENERATOR	\$0	\$0	\$0				\$0
\$0	\$13,500	\$0	\$13,500	CCB ENTRANCE MATTING REPLACE	\$0	\$0	\$0				\$0

DANE COUNTY  
2024 CAPITAL PROJECTS BUDGET

2022 ACTUAL	2023			2024							
	MODIFIED BUDGET	EXP. THRU 6/30/23	TOTAL EST. EXPEND.	AGENCY REQUEST	EXECUTIVE RECOMM.	ADOPTED APPROP.	OUTSIDE REVENUE	EQUITY APPLIED	BORROWING PROCEEDS	TOTAL SOURCES	
GENERAL GOVERNMENT, cont. **											
				ADMINISTRATION, cont.							
\$0	\$10,000	\$0	\$10,000	CCB ENTRY FLOORING UPGRADE	\$0	\$0	\$0			\$0	
\$0	\$26,666	\$0	\$26,666	CCB EXTERIOR JOINT REPLACMENT	\$0	\$0	\$0			\$0	
\$0	\$65,000	\$0	\$65,000	CCB FIRE SUPPRESSION PUMP	\$0	\$0	\$0			\$0	
\$0	\$14,400	\$0	\$14,400	CCB FLOOR CLEANING MACHINE	\$0	\$0	\$0			\$0	
\$0	\$0	\$0	\$0	CCB LIGHTING CONTROLS AND HUBS	\$200,000	\$200,000	\$200,000	\$81,600	\$118,400	\$200,000	
\$0	\$184,800	\$0	\$184,800	CCB LOCKER ROOM EXPANSION	\$0	\$0	\$0			\$0	
\$0	\$1,080,084	\$0	\$1,080,084	CCB MLK FAÇADE WINDOWS & LIGHT	\$859,000	\$859,000	\$859,000	\$350,500	\$508,500	\$859,000	
\$0	\$420,031	\$0	\$420,031	CCB MUNICIPAL COURTROOM ROOF	\$0	\$0	\$0			\$0	
\$0	\$172,768	\$0	\$172,768	CCB PLANTER/RETAINING WALL	\$0	\$0	\$0			\$0	
\$0	\$25,000	\$0	\$25,000	CCB UNIVERSAL CHANGING STATION	\$0	\$0	\$0			\$0	
\$0	\$300,000	\$0	\$300,000	ELEVATOR MODERNIZATION & REPR	\$0	\$0	\$0			\$0	
\$0	\$956,000	\$0	\$956,000	CCB 1ST FL SPACE REMODEL-PW	\$0	\$0	\$0			\$0	
\$10,738	\$0	\$0	\$0	CCB 4TH FLOOR IMPROVEMENTS	\$0	\$0	\$0			\$0	
\$172,208	\$0	\$0	\$0	CCB CARD ACCESS SYSTEM UPGRADE	\$0	\$0	\$0			\$0	
\$0	\$27,000	\$0	\$27,000	CCB CONFERENCE ROOM FURNITURE	\$0	\$0	\$0			\$0	
\$51,715	\$0	\$0	\$0	CCB EMERGENCY GENERATOR	\$0	\$0	\$0			\$0	
\$68,854	\$0	\$0	\$0	CCB EXTERIOR JOINT REPLACMENT	\$0	\$0	\$0			\$0	
\$106,592	\$1,740,655	\$0	\$1,740,655	CCB MLK FAÇADE WINDOWS & LIGHT	\$0	\$0	\$0			\$0	
\$9,257	\$0	\$0	\$0	CCB MUNICIPAL COURTROOM ROOF	\$0	\$0	\$0			\$0	
\$127,525	\$0	\$0	\$0	CCB PLANTER/RETAINING WALL	\$0	\$0	\$0			\$0	
\$73,736	\$0	\$0	\$0	CHILD SUPPORT OFFICE REMODEL	\$0	\$0	\$0			\$0	
\$0	\$9,000	\$0	\$9,000	COURTHOUSE ENTRY WELL GRATES	\$0	\$0	\$0			\$0	
\$0	\$15,000	\$0	\$15,000	COURTHOUSE HEAT EXCHANGER	\$0	\$0	\$0			\$0	
\$145,996	\$10,345	\$0	\$10,345	COURTHOUSE HVAC CONTROLS	\$0	\$0	\$0			\$0	
\$200,882	\$273,858	\$122,948	\$273,858	COURTHOUSE REMOTE DROP SYSTEM	\$0	\$0	\$0			\$0	
\$0	\$662,040	\$0	\$662,040	COURTHOUSE ROOF REPLACEMENT	\$0	\$0	\$0			\$0	
\$0	\$25,300	\$0	\$25,300	COURTHOUSE ROOF RIGGING SYSTEM	\$0	\$0	\$0			\$0	
\$0	\$195,000	\$0	\$195,000	DCCH CARPET REPLACEMENT	\$150,000	\$150,000	\$150,000		\$150,000	\$150,000	
\$0	\$0	\$0	\$0	DCCH COOLING TOWER REPLACEMENT	\$850,000	\$850,000	\$850,000		\$850,000	\$850,000	
\$0	\$80,000	\$0	\$80,000	DCCH COURTROOM LED LIGHTING	\$0	\$0	\$0			\$0	
\$0	\$50,000	\$0	\$50,000	DCCH DOMESTIC WATER VALVE REPL	\$0	\$0	\$0			\$0	
\$0	\$42,070	\$0	\$42,070	DCCH ELEVATOR EQUIP RM COOLING	\$0	\$0	\$0			\$0	
\$0	\$0	\$0	\$0	DCCH FRONT ENTRANCE REPLACE	\$300,000	\$300,000	\$300,000		\$300,000	\$300,000	
\$0	\$55,000	\$0	\$55,000	DCCH GARAGE SWEEPER	\$0	\$0	\$0			\$0	
\$0	\$0	\$0	\$0	DCCH HVAC IMPROVEMENTS	\$490,000	\$490,000	\$490,000		\$490,000	\$490,000	
\$0	\$117,000	\$0	\$117,000	DCCH JURY ASSEMBLY FURNITURE	\$0	\$0	\$0			\$0	
\$0	\$45,000	\$0	\$45,000	DETOX FURNACE & CONDENSNG UNIT	\$0	\$0	\$0			\$0	
\$0	\$40,025	\$0	\$40,025	DISTRICT ATTY OFFICE REMODEL	\$0	\$0	\$0			\$0	
\$0	\$330,000	\$0	\$330,000	EAST DISTRICT CAMPUS-GEOTHERML	\$150,000	\$150,000	\$150,000		\$150,000	\$150,000	
\$0	\$0	\$0	\$0	EDC UTILITY INFRASTRUCTURE	\$5,427,400	\$5,427,400	\$5,427,400		\$5,427,400	\$5,427,400	
\$13,285	\$7,757	\$0	\$7,757	ELECTION ROOM UPGRADE	\$0	\$0	\$0			\$0	
\$0	\$485,000	\$0	\$485,000	FACILITIES CONTROLS UPGRADES	\$0	\$0	\$0			\$0	
\$19,083	\$44,217	\$15,490	\$44,217	FACILITIES CUSTODIAL EQUIP	\$15,000	\$15,000	\$15,000		\$15,000	\$15,000	
\$1,150	\$79,394	\$0	\$79,394	FACILITIES MAINTENANCE EQUIP	\$35,000	\$35,000	\$35,000		\$35,000	\$35,000	
\$0	\$50,000	\$0	\$50,000	FACILITIES PV COMPONENTS	\$0	\$0	\$0			\$0	
\$0	\$60,000	\$0	\$60,000	FACILITIES VEHICLES	\$0	\$0	\$0			\$0	
\$0	\$0	\$0	\$0	FCS SPACE ANALYSIS	\$0	\$0	\$45,000		\$45,000	\$45,000	
\$0	\$24,362	\$20,872	\$24,362	FEMININE HYGIENE PRODUCT DISP	\$0	\$0	\$0			\$0	
\$29,326	\$1,222,431	\$428	\$1,222,431	FEN OAK PARKING LOT REPLACMENT	\$0	\$0	\$0			\$0	
\$5,991	\$0	\$0	\$0	FEN OAK SECURITY SYSTEM	\$0	\$0	\$0			\$0	
\$59,810	\$240,190	\$60,020	\$240,190	HS CARD ACCESS SYSTEM UPGRADE	\$30,000	\$30,000	\$30,000		\$30,000	\$30,000	
\$0	\$60,000	\$0	\$60,000	HS SIGNAGE REPLACEMENT	\$0	\$0	\$0			\$0	
\$0	\$33,700	\$0	\$33,700	HVAC CONTROL SERVER	\$0	\$0	\$0			\$0	
\$492,426	\$170,731	\$31,602	\$170,731	JCO/NIP LOBBY SECURITY	\$0	\$0	\$0			\$0	
\$62,545	\$70,404	\$34,101	\$70,404	JOB CENTER CARPET	\$0	\$0	\$0			\$0	
\$39,276	\$724	\$0	\$724	JOB CENTER DOOR/STOREFRONT	\$0	\$0	\$0			\$0	

DANE COUNTY  
2024 CAPITAL PROJECTS BUDGET

2022 ACTUAL	2023			TOTAL EST. EXPEND.	2024						
	MODIFIED BUDGET	EXP. THRU 6/30/23			AGENCY REQUEST	EXECUTIVE RECOMM.	ADOPTED APPROP.	OUTSIDE REVENUE	EQUITY APPLIED	BORROWING PROCEEDS	TOTAL SOURCES
<b>GENERAL GOVERNMENT, cont. **</b>											
					<b>ADMINISTRATION, cont.</b>						
\$0	\$60,000	\$0	\$60,000	JOB CENTER FIRE PANEL REPLACE	\$0	\$0	\$0				\$0
\$0	\$15,908	\$0	\$15,908	KEY WATCHER CABINETS/SOFTWARE	\$0	\$0	\$0				\$0
\$9,731	\$92,613	\$59,355	\$92,613	NIP CARPET REPLACEMENT	\$0	\$0	\$0				\$0
\$23,042	\$12,958	\$0	\$12,958	NORTHPORT ROLLER SHADE INSTALL	\$20,000	\$20,000	\$20,000			\$20,000	\$20,000
\$111,815	\$14,243	\$7,765	\$14,243	NORTHPORT TUCKPOINTING	\$0	\$0	\$0				\$0
\$0	\$29,250	\$0	\$29,250	NORTHPORT WINDOW REPLACEMENT	\$0	\$0	\$0				\$0
\$0	\$130,000	\$0	\$130,000	NPO BOILER REMOVAL	\$0	\$0	\$0				\$0
\$0	\$442,000	\$0	\$442,000	NPO FREIGHT ELEVATOR MODERNIZE	\$0	\$0	\$0				\$0
\$1,701	\$18,618	\$0	\$18,618	NPO LOADING DOCK REPLACEMENT	\$0	\$0	\$0				\$0
\$0	\$160,000	\$0	\$160,000	NPO OFFICE CARPET REPLACEMENT	\$0	\$0	\$0				\$0
\$0	\$127,000	\$0	\$127,000	NPO SURVEILLANCE CAMERA UPGRDE	\$0	\$0	\$0				\$0
\$122,181	\$15,819	\$10,000	\$15,819	NPO TUNNEL REPAIRS	\$0	\$0	\$0				\$0
\$23,899	\$358,260	\$6,250	\$358,260	PARKING LOT REPLACE-NPO	\$0	\$0	\$0				\$0
\$0	\$0	\$0	\$0	PSB INTAKE GARAGE DOORS REPL	\$120,000	\$120,000	\$120,000			\$120,000	\$120,000
\$0	\$35,000	\$0	\$35,000	PSB INTAKE GARAGE FLOOR RENOVN	\$0	\$0	\$0				\$0
\$0	\$12,633	\$0	\$12,633	PSB ROOF REPLACEMENT	\$0	\$0	\$0				\$0
\$0	\$65,000	\$0	\$65,000	PSB SIDEWALK REPAIRS	\$0	\$0	\$0				\$0
\$0	\$75,000	\$0	\$75,000	SMO BOILER REPLACEMENT	\$0	\$0	\$0				\$0
\$0	\$0	\$0	\$0	SOLAR INSTALLATION-BPNN	\$0	\$200,000	\$200,000			\$200,000	\$200,000
\$173,516	\$29,674	\$0	\$29,674	SOUTH MADISON HVAC REPLACEMENT	\$0	\$0	\$0				\$0
\$0	\$0	\$0	\$0	TELLURIAN FACILITY IMPROVEMNTS	\$62,000	\$62,000	\$62,000			\$62,000	\$62,000
\$0	\$109,293	\$0	\$109,292	VEHICLE REPLACEMENT	\$0	\$0	\$0				\$0
\$0	\$550,000	\$0	\$550,000	VERONA CAMPUS-CFS & GEOTHERMAL	\$150,000	\$150,000	\$150,000			\$150,000	\$150,000
\$108,650	\$327,162	\$272,534	\$327,162	VETS SERVICE OFFICE REMODEL	\$0	\$0	\$0				\$0
\$42,180	\$17,820	\$0	\$17,820	WEAPONS SCREENING X-RAY EQUIP	\$0	\$0	\$0				\$0
\$0	\$0	\$0	\$0	AUDIO/VISUAL CONFERENCING	\$625,000	\$625,000	\$625,000			\$625,000	\$625,000
\$152,227	\$708,788	\$208,379	\$708,788	AUTOMATION PROJECTS	\$350,000	\$350,000	\$350,000			\$350,000	\$350,000
\$0	\$450,000	\$278	\$450,000	CCB DATACENTER SITE	\$0	\$0	\$0				\$0
(\$57,559)	\$406,434	\$212,309	\$406,434	COMPUTER EQUIPMENT	\$700,000	\$700,000	\$700,000			\$700,000	\$700,000
\$137,640	\$367,477	\$78,117	\$367,477	CYBER SECURITY IMPROVEMENTS	\$120,000	\$120,000	\$120,000			\$120,000	\$120,000
\$296,320	\$394,880	\$49,060	\$394,880	DATA STORAGE UPGRADE	\$90,000	\$90,000	\$90,000			\$90,000	\$90,000
\$4,992	\$3,278	\$0	\$3,278	DISASTER RECOVERY SITE	\$60,000	\$60,000	\$60,000			\$60,000	\$60,000
\$61,975	\$487,349	\$79,492	\$487,349	FIBER NETWORK CONNECTIONS	\$275,000	\$275,000	\$275,000			\$275,000	\$275,000
\$982,576	\$725,056	\$584,233	\$725,056	MICROSOFT LICENSING PROJECT	\$3,460,000	\$3,460,000	\$3,460,000			\$3,460,000	\$3,460,000
\$125,554	\$411,054	\$200,106	\$411,054	NETWORK INFRASTRUCTURE UPGRADE	\$360,000	\$360,000	\$360,000			\$360,000	\$360,000
\$198	\$168,646	\$58,220	\$168,646	WIRELESS INFRASTRUCTURE UPGRDE	\$220,000	\$220,000	\$220,000			\$220,000	\$220,000
\$3,779	\$0	\$0	\$0	FIXED ASSET ADDITIONS-CAP BDGT	\$0	\$0	\$0				\$0
\$243,869	\$256,131	\$44,572	\$256,131	CONVENIENCE COPIER REPLACEMENT	\$0	\$0	\$0				\$0
(\$274,551)	(\$256,131)	\$0	(\$256,131)	FIXED ASSET ADDITIONS-CAP BDGT	\$0	\$0	\$0				\$0
\$54,171	\$0	\$0	\$0	PRESSROOM COPIER	\$0	\$0	\$0				\$0
\$0	(\$28,000)	\$0	(\$28,000)	FIXED ASSET ADDITIONS-CAP BDGT	\$0	\$0	\$0				\$0
\$0	\$28,000	\$0	\$28,000	VEHICLE REPLACEMENT	\$0	\$0	\$0				\$0
\$19,436	\$0	\$0	\$0	CUTTER	\$0	\$0	\$0				\$0
(\$19,436)	\$0	\$0	\$0	FIXED ASSET ADDITIONS-CAP BDGT	\$0	\$0	\$0				\$0
\$13,312,115	\$51,192,343	\$7,166,874	\$51,192,343	<b>TOTAL ADMINISTRATION</b>	\$16,027,400	\$23,785,900	\$23,830,900	\$738,100	\$0	\$23,092,800	\$23,830,900
\$13,853,920	\$67,807,616	\$7,273,599	\$67,807,616	<b>TOTAL GENERAL GOVERNMENT</b>	\$19,072,400	\$26,830,900	\$26,885,900	\$753,100	\$0	\$26,132,800	\$26,885,900
<b>PUBLIC SAFETY &amp; CRIMINAL JUSTICE **</b>											
				<b>OFFICE FOR CRIMINAL JUSTICE REFORM</b>							
\$0	\$38,000	\$1,500	\$38,000	OFFICE FURNITURE	\$0	\$0	\$0				\$0
\$0	\$38,000	\$1,500	\$38,000	<b>TOTAL PRETRIAL SERVICES</b>	\$0	\$0	\$0	\$0	\$0	\$0	\$0
				<b>PRETRIAL SERVICES</b>							
\$0	\$8,000	\$5,115	\$8,000	OFFICE FURNITURE	\$0	\$0	\$0				\$0
\$0	\$8,000	\$5,115	\$8,000	<b>TOTAL PRETRIAL SERVICES</b>	\$0	\$0	\$0	\$0	\$0	\$0	\$0

DANE COUNTY  
2024 CAPITAL PROJECTS BUDGET

2022 ACTUAL	2023			TOTAL EST. EXPEND.	AGENCY REQUEST	EXECUTIVE RECOMM.	ADOPTED APPROP.	2024			
	MODIFIED BUDGET	EXP. THRU 6/30/23	TOTAL EST. EXPEND.					OUTSIDE REVENUE	EQUITY APPLIED	BORROWING PROCEEDS	TOTAL SOURCES
<b>PUBLIC SAFETY &amp; CRIMINAL JUSTICE, cont. **</b>											
					<b>CLERK OF COURTS</b>						
\$9,194	\$42,806	\$27,553	\$42,806			\$0	\$0	\$0			\$0
\$0	\$58,800	\$58,800	\$58,800			\$0	\$0	\$0			\$0
\$9,194	\$101,606	\$86,353	\$101,606			\$0	\$0	\$0	\$0	\$0	\$0
					<b>FAMILY COURT SERVICES</b>						
\$0	\$0	\$0	\$0			\$43,000	\$43,000	\$73,000			\$73,000
\$0	\$0	\$0	\$0			\$43,000	\$43,000	\$73,000	\$0	\$0	\$73,000
					<b>MEDICAL EXAMINER</b>						
\$30,000	\$580,000	\$12,000	\$580,000			\$150,000	\$150,000	\$150,000		\$150,000	\$150,000
\$0	\$17,333	\$0	\$17,333			\$0	\$0	\$0			\$0
\$0	\$45,179	\$0	\$45,179			\$0	\$0	\$0			\$0
\$0	\$50,900	\$0	\$50,900			\$0	\$0	\$0			\$0
\$260,760	\$284,182	\$5,600	\$284,182			\$0	\$0	\$0			\$0
\$290,760	\$977,594	\$17,600	\$977,594			\$150,000	\$150,000	\$150,000	\$0	\$0	\$150,000
					<b>DISTRICT ATTORNEY</b>						
\$3,004	\$38,701	\$0	\$38,701			\$0	\$0	\$0			\$0
\$812	\$33,688	\$0	\$33,688			\$0	\$0	\$0			\$0
\$0	\$100,000	\$0	\$100,000			\$0	\$0	\$0			\$0
\$0	\$5,000	\$0	\$5,000			\$0	\$0	\$0			\$0
\$2,446	\$34,100	\$0	\$34,100			\$0	\$0	\$0			\$0
\$2,030	\$2,497,970	\$0	\$2,497,970			\$0	\$0	\$0			\$0
\$0	\$10,000	\$0	\$10,000			\$0	\$0	\$0			\$0
\$8,292	\$2,719,459	\$0	\$2,719,459			\$0	\$0	\$0	\$0	\$0	\$0
					<b>SHERIFF</b>						
\$67,333	\$8,467	\$8,420	\$8,467			\$0	\$0	\$0			\$0
\$0	\$72,400	\$0	\$72,400			\$0	\$0	\$0			\$0
\$8,904	\$36,696	\$0	\$36,696			\$23,000	\$23,000	\$23,000		\$23,000	\$23,000
\$20,312	\$0	\$0	\$0			\$0	\$0	\$0			\$0
\$0	\$0	\$0	\$0			\$9,400	\$9,400	\$9,400		\$9,400	\$9,400
\$0	\$0	\$0	\$0			\$143,000	\$143,000	\$143,000		\$143,000	\$143,000
\$8,138	\$109,251	\$0	\$109,251			\$0	\$0	\$0			\$0
\$4,455	\$11,693	\$0	\$11,693			\$320,000	\$320,000	\$320,000		\$320,000	\$320,000
\$0	\$0	\$0	\$0			\$48,000	\$48,000	\$48,000		\$48,000	\$48,000
\$0	\$0	\$0	\$0			\$5,000	\$5,000	\$5,000		\$5,000	\$5,000
\$0	\$0	\$0	\$0			\$150,000	\$150,000	\$150,000		\$150,000	\$150,000
\$0	\$0	\$0	\$0			\$250,000	\$250,000	\$250,000		\$250,000	\$250,000
\$0	\$0	\$0	\$0			\$220,000	\$220,000	\$220,000		\$220,000	\$220,000
\$0	\$39,730	\$0	\$39,730			\$0	\$0	\$0			\$0
\$34,664	\$173,866	\$4,040	\$173,866			\$60,000	\$60,000	\$60,000		\$60,000	\$60,000
\$175,000	\$0	\$0	\$0			\$0	\$0	\$0			\$0
\$0	\$27,500	\$0	\$27,500			\$0	\$0	\$0			\$0
\$1,042,704	\$5,101,262	\$29,832	\$5,101,262			\$0	\$0	\$0			\$0
\$6,300	\$0	\$0	\$0			\$0	\$0	\$0			\$0
\$0	\$6,900	\$663	\$6,900			\$28,300	\$28,300	\$28,300		\$28,300	\$28,300
\$0	\$0	\$0	\$0			\$397,100	\$397,100	\$397,100		\$397,100	\$397,100
\$564,201	\$490,872	\$87,699	\$490,872			\$692,100	\$692,100	\$692,100		\$692,100	\$692,100
\$10,022	\$0	\$0	\$0			\$0	\$0	\$0			\$0
\$42,000	\$0	\$0	\$0			\$0	\$0	\$0			\$0
\$0	\$0	\$0	\$0			\$66,000	\$66,000	\$66,000		\$66,000	\$66,000
\$12,300	\$220,700	\$51,388	\$220,700			\$0	\$0	\$0			\$0
\$0	\$18,733	\$284	\$18,733			\$0	\$0	\$0			\$0
\$0	\$30,200	\$30,019	\$30,200			\$112,900	\$112,900	\$112,900		\$112,900	\$112,900

DANE COUNTY  
2024 CAPITAL PROJECTS BUDGET

2022 ACTUAL	2023			TOTAL EST. EXPEND.	2024						
	MODIFIED BUDGET	EXP. THRU 6/30/23			AGENCY REQUEST	EXECUTIVE RECOMM.	ADOPTED APPROP.	OUTSIDE REVENUE	EQUITY APPLIED	BORROWING PROCEEDS	TOTAL SOURCES
<b>PUBLIC SAFETY &amp; CRIMINAL JUSTICE, cont. **</b>											
					<b>SHERIFF, cont.</b>						
\$0	\$15,000	\$14,098	\$15,000	\$15,000							
\$0	\$15,000	\$0	\$15,000	\$15,000							
\$8,146	\$0	\$0	\$0	\$0							
\$36,000	\$0	\$0	\$0	\$0							
\$0	\$15,017	\$0	\$15,017	\$15,017							
\$0	\$122,200	\$0	\$122,200	\$122,200							
\$2,123,903	\$167,058,850	\$1,082,374	\$167,058,850	\$167,058,850							
\$8,132	\$72,360	\$0	\$72,360	\$72,360							
\$0	\$10,200	\$0	\$10,200	\$10,200							
\$0	\$10,800	\$0	\$10,800	\$10,800							
\$128,010	\$163,443	\$11,748	\$163,443	\$163,443	\$50,100	\$50,100	\$50,100		\$50,100	\$50,100	
\$0	\$191,000	\$0	\$191,000	\$191,000							
\$0	\$17,100	\$12,729	\$17,100	\$17,100							
\$44,822	\$0	\$0	\$0	\$0							
\$0	\$14,100	\$0	\$14,100	\$14,100							
\$0	\$0	\$0	\$0	\$0							
\$7,514	\$306,356	\$111,235	\$306,356	\$306,356	\$100,000	\$100,000	\$100,000		\$100,000	\$100,000	
\$0	\$0	\$0	\$0	\$0							
\$1,999	\$0	\$0	\$0	\$0	\$12,000	\$12,000	\$12,000		\$12,000	\$12,000	
\$0	\$0	\$0	\$0	\$0							
\$0	\$200,000	\$0	\$200,000	\$200,000	\$120,000	\$120,000	\$120,000		\$120,000	\$120,000	
\$2,400	\$11,572	\$0	\$11,572	\$11,572							
\$0	\$2,600,400	\$1,122,067	\$2,600,400	\$2,600,400							
\$138,787	\$0	\$0	\$0	\$0							
\$0	\$0	\$0	\$0	\$0	\$56,300	\$56,300	\$56,300		\$56,300	\$56,300	
\$0	\$0	\$0	\$0	\$0	\$80,000	\$80,000	\$80,000		\$80,000	\$80,000	
\$0	\$0	\$0	\$0	\$0	\$38,600	\$38,600	\$38,600		\$38,600	\$38,600	
\$0	\$35,000	\$34,996	\$35,000	\$35,000	\$80,000	\$80,000	\$80,000		\$80,000	\$80,000	
\$0	\$9,800	\$8,708	\$9,800	\$9,800							
\$0	\$0	\$1,271	\$0	\$0	\$34,500	\$34,500	\$34,500		\$34,500	\$34,500	
\$187	\$0	\$0	\$0	\$0							
\$88	\$335,912	\$197	\$335,912	\$335,912							
\$5,965	\$0	\$0	\$0	\$0							
\$22,066	\$32,734	\$0	\$32,734	\$32,734	\$69,800	\$69,800	\$69,800		\$69,800	\$69,800	
\$0	\$0	\$0	\$0	\$0	\$54,200	\$54,200	\$54,200		\$54,200	\$54,200	
\$0	\$20,000	\$0	\$20,000	\$20,000							
\$0	\$35,000	\$0	\$35,000	\$35,000							
\$0	\$130,268	\$0	\$130,268	\$130,268							
\$3,725	\$338,132	\$0	\$338,132	\$338,132							
\$0	\$0	\$0	\$0	\$0	\$716,000	\$716,000	\$716,000		\$716,000	\$716,000	
\$0	\$0	\$0	\$0	\$0	\$5,300	\$5,300	\$5,300		\$5,300	\$5,300	
\$166	\$254,880	\$0	\$254,880	\$254,880							
\$11,169	\$0	\$0	\$0	\$0							
\$44,680	\$0	\$0	\$0	\$0							
\$0	\$0	\$0	\$0	\$0							
\$0	\$29,200	\$27,345	\$29,200	\$29,200	\$32,000	\$32,000	\$32,000		\$32,000	\$32,000	
\$539,445	\$1,534,524	\$630,881	\$1,534,524	\$1,534,524	\$26,000	\$26,000	\$26,000		\$26,000	\$26,000	
\$0	\$35,805	\$0	\$35,805	\$35,805	\$1,714,700	\$1,714,700	\$1,714,700		\$1,714,700	\$1,714,700	
\$28,834	\$0	\$0	\$0	\$0							
\$5,152,369	\$179,962,923	\$3,269,993	\$179,962,923	\$179,962,923	\$5,874,700	\$5,874,700	\$5,874,700	\$0	\$0	\$5,874,700	\$5,874,700
<b>PUBLIC SAFETY COMMUNICATIONS</b>											
\$0	\$53,900	\$0	\$53,900	\$53,900							
\$0	\$45,038	\$0	\$45,038	\$45,038							
\$0	\$0	\$0	\$0	\$0	\$75,000	\$75,000	\$75,000		\$75,000	\$75,000	



DANE COUNTY  
2024 CAPITAL PROJECTS BUDGET

2022 ACTUAL	2023			2024						
	MODIFIED BUDGET	EXP. THRU 6/30/23	TOTAL EST. EXPEND.	AGENCY REQUEST	EXECUTIVE RECOMM.	ADOPTED APPROP.	OUTSIDE REVENUE	EQUITY APPLIED	BORROWING PROCEEDS	TOTAL SOURCES
<b>PUBLIC SAFETY &amp; CRIMINAL JUSTICE, cont. **</b>										
				<b>PUBLIC SAFETY COMMUNICATIONS, cont.</b>						
(\$1,995)	\$40,956	\$0	\$40,956	CAD & RELATED SYSTEMS REPLACE	\$0	\$0	\$0			\$0
\$0	\$400,000	\$238,734	\$400,000	CAD REHOST	\$0	\$0	\$0			\$0
\$186,818	\$257,720	\$78,826	\$257,720	CENTER EXPANSION DESIGN	\$0	\$0	\$0			\$0
\$0	\$25,000	\$2,010	\$25,000	COMPUTER MONITOR REPLACEMENT	\$0	\$0	\$0			\$0
\$0	\$28,981	\$0	\$28,981	DASHBOARD REPORTING TOOL	\$0	\$0	\$0			\$0
\$2,200	\$5,000	\$0	\$5,000	DISPATCH CHAIR REPLACEMENTS	\$0	\$0	\$0			\$0
\$2,537	\$57,822	\$12,182	\$57,822	DISPATCH FURNITURE REPLACEMENT	\$0	\$0	\$0			\$0
\$0	\$24,025	\$0	\$24,025	FIRE SUPPRESSION	\$0	\$0	\$0			\$0
\$5,789	\$8,500	\$2,495	\$8,500	HEADSET REPLACEMENTS	\$0	\$0	\$0			\$0
\$0	\$0	\$0	\$0	KVM SWITCH REPLACEMENT	\$40,000	\$40,000	\$40,000		\$40,000	\$40,000
\$0	\$77,461	\$0	\$77,461	OEC GRANT EXPENSE-CAPITAL	\$0	\$0	\$0			\$0
\$0	\$770,000	\$0	\$770,000	PSC BUILDING	\$36,472,400	\$36,472,400	\$36,472,400		\$36,472,400	\$36,472,400
\$0	\$1,200,000	\$0	\$1,200,000	RADIO MICROWAVE REPLACEMENT	\$0	\$0	\$0			\$0
\$623,318	\$147,984	\$0	\$147,984	RADIO SYSTEM REPLACEMENT	\$0	\$0	\$0			\$0
\$10,701	\$162,311	\$3,779	\$162,311	REPLACE 9-1-1 TELEPHONE SYSTEM	\$0	\$0	\$0			\$0
\$3,625	\$14,288	\$0	\$14,288	REPLACE COMPUTER WORKSTATIONS	\$0	\$0	\$0			\$0
\$0	\$235,000	\$0	\$235,000	REPLACE DANECOM SITE BATTERIES	\$250,000	\$250,000	\$250,000		\$250,000	\$250,000
\$0	\$845,000	\$416,077	\$845,000	SOLACOM PHONE REFRESH	\$0	\$0	\$0			\$0
\$0	\$0	\$0	\$0	UPS BATTERY REPLACEMENT	\$35,000	\$35,000	\$35,000		\$35,000	\$35,000
\$6,349	\$0	\$0	\$0	UPS CAPACITOR REPLACEMENTS	\$8,000	\$8,000	\$8,000		\$8,000	\$8,000
\$1,345	\$98,655	\$90,853	\$98,655	VIRTUAL CAD WORKSTATIONS	\$100,000	\$100,000	\$100,000		\$100,000	\$100,000
\$840,688	\$4,497,640	\$844,957	\$4,497,641	<b>TOTAL PUBLIC SAFETY COMMUNICATIONS</b>	\$36,980,400	\$36,980,400	\$36,980,400	\$0	\$0	\$36,980,400
				<b>EMERGENCY MANAGEMENT</b>						
\$39,568	\$0	\$0	\$0	COMMUNICATIONS INTEROPER EQUIP	\$0	\$0	\$0			\$0
\$3,612,115	\$1,785,155	\$344,105	\$1,785,155	EMERGENCY MANAGEMNT RELOCATION	\$0	\$0	\$0			\$0
\$50,661	\$0	\$0	\$0	MECHANICAL CPR DEVICES	\$0	\$0	\$0			\$0
\$0	\$3,000,000	\$0	\$3,000,000	SIREN SYSTEM REPLACEMENT	\$0	\$0	\$0			\$0
\$11,977	\$0	\$0	\$0	UNMANNED AERIAL VEHICLE	\$0	\$0	\$0			\$0
\$0	\$48,000	\$0	\$48,000	VEHICLE REPLACEMENT	\$0	\$0	\$0			\$0
\$3,714,322	\$4,833,155	\$344,105	\$4,833,155	<b>TOTAL EMERGENCY MANAGEMENT</b>	\$0	\$0	\$0	\$0	\$0	\$0
				<b>JUVENILE COURT</b>						
\$0	\$59,931	\$0	\$59,931	DETENTION VIDEO/LIGHTS	\$0	\$0	\$0			\$0
\$0	\$43,400	\$11,715	\$43,400	HAND HELD RADIO REPLACEMENT	\$0	\$0	\$0			\$0
\$2,822	\$0	\$0	\$0	REPLACEMENT EQUIP-DETENTION	\$15,000	\$15,000	\$15,000		\$15,000	\$15,000
\$8,417	\$36,583	\$7,618	\$36,583	SHELTER HOME UPDATES	\$55,000	\$55,000	\$55,000		\$55,000	\$55,000
\$0	\$50,093	\$40,726	\$50,093	SHELTER HOME VAN REPLACEMENT	\$0	\$0	\$0			\$0
\$11,239	\$190,007	\$60,059	\$190,007	<b>TOTAL JUVENILE COURT</b>	\$70,000	\$70,000	\$70,000	\$0	\$0	\$70,000
\$10,026,864	\$193,328,383	\$4,629,681	\$193,328,385	<b>TOTAL PUBLIC SAFETY &amp; CRIMINAL JUSTICE</b>	\$43,118,100	\$43,118,100	\$43,148,100	\$0	\$0	\$43,148,100
<b>HEALTH &amp; HUMAN NEEDS **</b>										
				<b>BADGER PRAIRIE HEALTH CENTER</b>						
\$0	\$46,100	\$0	\$46,100	ASCOM PHONE UPGRADE	\$0	\$0	\$0			\$0
\$0	\$150,000	\$6,916	\$150,000	BPHCC BOILERS REPLACEMENT	\$0	\$0	\$0			\$0
\$0	\$18,500	\$0	\$18,500	BPHCC FRONT LAWN PRAIRIE REST	\$0	\$0	\$0			\$0
\$16,650	\$333,350	\$19,425	\$333,350	BPHCC RESIDENT FLOORNG REPLACE	\$75,000	\$75,000	\$75,000		\$75,000	\$75,000
\$0	\$75,000	\$0	\$75,000	BPHCC WALL PROTECTION DINING	\$0	\$0	\$0			\$0
\$32,693	\$0	\$0	\$0	COVID CARE AREA - BPHCC	\$0	\$0	\$0			\$0
\$0	(\$1,270,540)	\$0	(\$1,270,540)	FIXED ASSET ADDITIONS-CAP BDGT	(\$403,000)	(\$628,000)	(\$628,000)		(\$628,000)	(\$628,000)
\$37,849	\$0	\$0	\$0	JACE CONTROL REPLACEMENT	\$0	\$0	\$0			\$0
\$13,862	\$0	\$0	\$0	LED LIGHTING UPGRADES	\$0	\$0	\$0			\$0
\$73,239	\$0	\$0	\$0	NURSE CALL SYSTEM	\$0	\$0	\$0			\$0

**DANE COUNTY  
2024 CAPITAL PROJECTS BUDGET**

2022 ACTUAL	2023			2024						
	MODIFIED BUDGET	EXP. THRU 6/30/23	TOTAL EST. EXPEND.	AGENCY REQUEST	EXECUTIVE RECOMM.	ADOPTED APPROP.	OUTSIDE REVENUE	EQUITY APPLIED	BORROWING PROCEEDS	TOTAL SOURCES
<b>HEALTH &amp; HUMAN NEEDS, cont. **</b>										
				<b>BADGER PRAIRIE HEALTH CENTER, cont.</b>						
\$0	\$325,500	\$2,750	\$325,500		\$0	\$225,000	\$225,000		\$225,000	\$225,000
\$0	\$43,369	\$0	\$43,369		\$0	\$0	\$0			\$0
\$6,296	\$181,921	\$0	\$181,921		\$115,000	\$115,000	\$115,000		\$115,000	\$115,000
\$0	\$0	\$0	\$0		\$45,000	\$45,000	\$45,000		\$45,000	\$45,000
\$0	\$96,800	\$0	\$96,800		\$0	\$0	\$0			\$0
\$0	\$0	\$0	\$0		\$168,000	\$168,000	\$168,000		\$168,000	\$168,000
\$0	\$3,000,000	\$0	\$3,000,000		\$0	\$0	\$0			\$0
\$180,589	\$3,000,000	\$29,091	\$3,000,000		\$0	\$0	\$0	\$0	\$0	\$0
				<b>HUMAN SERVICES</b>						
\$0	\$18,968,224	\$3,135,000	\$18,968,224		\$5,000,000	\$5,000,000	\$15,000,000		\$15,000,000	\$15,000,000
\$0	\$0	\$0	\$0		\$13,200	\$13,200	\$13,200		\$13,200	\$13,200
\$0	\$10,000,000	\$0	\$10,000,000		\$0	\$0	\$0			\$0
\$463,321	\$2,536,679	\$0	\$2,536,679		\$0	\$0	\$0			\$0
\$0	\$0	\$0	\$0		\$0	\$0	\$2,000,000		\$2,000,000	\$2,000,000
\$0	\$700,000	\$0	\$700,000		\$0	\$0	\$0			\$0
\$0	\$4,000,000	\$0	\$4,000,000		\$0	\$0	\$0			\$0
\$743,099	\$6,901	\$0	\$6,901		\$0	\$0	\$0			\$0
\$0	\$0	\$0	\$0		\$0	\$0	\$8,000,000		\$8,000,000	\$8,000,000
\$0	\$0	\$0	\$0		\$0	\$0	\$1,000,000		\$1,000,000	\$1,000,000
\$0	\$1,350,000	\$0	\$1,350,000		\$0	\$0	\$0			\$0
\$0	\$2,000,000	\$0	\$2,000,000		\$0	\$0	\$0			\$0
\$0	\$3,250,000	\$0	\$3,250,000		\$0	\$0	\$0			\$0
\$0	\$18,426	\$0	\$18,426		\$0	\$0	\$0			\$0
\$0	\$48,743	\$0	\$48,743		\$0	\$0	\$0			\$0
\$129,634	\$465,588	\$129,798	\$465,588		\$0	\$0	\$0			\$0
\$0	\$75,000	\$0	\$75,000		\$0	\$0	\$0			\$0
\$1,170,000	\$130,000	\$0	\$130,000		\$0	\$0	\$0			\$0
\$0	\$80,000	\$0	\$80,000		\$0	\$0	\$0			\$0
\$0	\$0	\$0	\$0		\$0	\$0	\$1,350,000		\$1,350,000	\$1,350,000
\$0	\$500,000	\$0	\$500,000		\$0	\$0	\$0			\$0
\$0	\$1,000,000	\$0	\$1,000,000		\$0	\$0	\$0			\$0
\$0	\$201,400	\$0	\$201,400		\$0	\$0	\$0			\$0
\$56,700	\$267,843	\$162,350	\$267,843		\$0	\$0	\$0			\$0
\$0	\$2,000,000	\$0	\$2,000,000		\$0	\$0	\$0			\$0
\$2,562,754	\$47,598,805	\$3,427,149	\$47,598,804		\$5,013,200	\$5,013,200	\$27,363,200	\$0	\$0	\$27,363,200
\$2,743,343	\$50,598,805	\$3,456,240	\$50,598,804		\$5,013,200	\$5,013,200	\$27,363,200	\$0	\$0	\$27,363,200
<b>CONSERVATION &amp; ECONOMIC DEVELOPMENT **</b>										
				<b>PLANNING &amp; DEVELOPMENT</b>						
\$2,149	\$0	\$0	\$0		\$0	\$0	\$0			\$0
\$119,184	\$1,069,860	\$72,384	\$1,069,860		\$0	\$0	\$0			\$0
\$125,300	\$752,105	\$0	\$752,105		\$0	\$0	\$0			\$0
\$246,633	\$1,821,965	\$72,384	\$1,821,965		\$0	\$0	\$0	\$0	\$0	\$0
				<b>LAND INFORMATION OFFICE</b>						
\$267,545	\$245,000	\$0	\$245,000		\$376,200	\$376,200	\$376,200	\$275,200	(\$36,900)	\$137,900
\$24,000	\$0	\$0	\$0		\$0	\$0	\$0			\$0
\$291,545	\$245,000	\$0	\$245,000		\$376,200	\$376,200	\$376,200	\$275,200	(\$36,900)	\$137,900
				<b>DEPARTMENT OF WASTE &amp; RENEWABLES</b>						
\$0	\$0	\$0	\$0		\$1,000,000	\$1,000,000	\$1,000,000		\$1,000,000	\$1,000,000
\$0	\$0	\$0	\$0		\$500,000	\$500,000	\$500,000		\$500,000	\$500,000
\$0	\$0	\$0	\$0		\$2,000,000	\$2,000,000	\$2,000,000		\$2,000,000	\$2,000,000

DANE COUNTY  
2024 CAPITAL PROJECTS BUDGET

2022 ACTUAL	2023				2024					
	MODIFIED BUDGET	EXP. THRU 6/30/23	TOTAL EST. EXPEND.		AGENCY REQUEST	EXECUTIVE RECOMM.	ADOPTED APPROP.	OUTSIDE REVENUE	EQUITY APPLIED	BORROWING PROCEEDS
<b>CONSERVATION &amp; ECONOMIC DEVELOPMENT, cont. **</b>				<b>DEPARTMENT OF WASTE &amp; RENEWABLES, cont.</b>						
\$0	\$0	\$0	\$0	FIXED ASSET ADDITIONS-CAP BDGT	(\$3,500,000)	(\$3,500,000)	(\$3,500,000)		(\$3,500,000)	(\$3,500,000)
\$0	\$0	\$0	\$0	FIXED ASSET ADDITIONS-CAP BDGT	(\$4,750,000)	(\$4,750,000)	(\$4,750,000)		(\$4,750,000)	(\$4,750,000)
\$0	\$0	\$0	\$0	SITE 3 - PERMITTING AND DESIGN	\$1,500,000	\$1,500,000	\$1,500,000		\$1,500,000	\$1,500,000
\$0	\$0	\$0	\$0	SITE 3 - PRECONSTRUCTION ACTIV	\$250,000	\$250,000	\$250,000		\$250,000	\$250,000
\$0	\$0	\$0	\$0	SITE 3 - PROPERTY ACQUISITION	\$1,500,000	\$1,500,000	\$1,500,000		\$1,500,000	\$1,500,000
\$0	\$0	\$0	\$0	SITE 3 - WATER MAIN EXTENSION	\$1,500,000	\$1,500,000	\$1,500,000		\$1,500,000	\$1,500,000
\$339,301	\$1,493,741	\$153,551	\$1,493,741	BIO GAS SPARE PARTS	\$0	\$0	\$0		\$0	\$0
\$71,951	\$28,049	\$0	\$28,049	BOOM LIFT	\$0	\$0	\$0		\$0	\$0
\$0	\$1,500,000	\$0	\$1,500,000	CARBON CAPTURE	\$0	\$0	\$0		\$0	\$0
\$0	\$64,700	\$0	\$64,700	CRANE	\$0	\$0	\$0		\$0	\$0
\$0	\$150,000	\$8,099	\$150,000	EQUIPMENT	\$400,000	\$400,000	\$400,000		\$400,000	\$400,000
(\$385,774)	(\$16,367,198)	\$0	(\$16,367,198)	FIXED ASSET ADDITIONS-CAP BDGT	(\$3,250,000)	(\$3,250,000)	(\$3,250,000)		(\$3,250,000)	(\$3,250,000)
\$0	\$10,000	\$0	\$10,000	FORKLIFT	\$50,000	\$50,000	\$50,000		\$50,000	\$50,000
\$0	\$150,000	\$109,855	\$150,000	GAS SYSTEM UPGRADES	\$250,000	\$250,000	\$250,000		\$250,000	\$250,000
\$10,059	\$4,572,637	\$23,829	\$4,572,637	H2S SYSTEM EXPANSION	\$1,000,000	\$1,000,000	\$1,000,000		\$1,000,000	\$1,000,000
\$82,020	\$97,980	\$0	\$97,980	HEAT CAPTURE SYSTEM	\$0	\$0	\$0		\$0	\$0
\$222,119	\$593,081	\$50,715	\$593,081	HIGHWAY 12 UTILITY EXTENSION	\$0	\$0	\$0		\$0	\$0
\$30,341	\$1,969,659	\$0	\$1,969,659	MAINTENANCE BUILDING	\$500,000	\$500,000	\$500,000		\$500,000	\$500,000
\$0	\$1,500,000	\$33,476	\$1,500,000	OFFLOAD UPGRADES	\$0	\$0	\$0		\$0	\$0
\$32,056	\$1,332,972	\$0	\$1,332,972	PIPELINE GAS PROJECT	\$0	\$0	\$0		\$0	\$0
\$0	\$46,833	\$0	\$46,833	PLC PROGRAMMING & AUTOMATION	\$0	\$0	\$0		\$0	\$0
\$153,240	\$2,166,760	\$167,761	\$2,166,760	RNG PLANT UPGRADES	\$0	\$0	\$0		\$0	\$0
\$635	\$599,365	\$0	\$599,365	RNG PLANT WINTERIZATION	\$0	\$0	\$0		\$0	\$0
\$0	\$0	\$0	\$0	SET RULE IMPROVEMENTS	\$750,000	\$750,000	\$750,000		\$750,000	\$750,000
\$47,675	\$0	\$0	\$0	TELEHANDLER	\$0	\$0	\$0		\$0	\$0
\$0	\$60,000	\$0	\$60,000	UTILITY VEHICLES	\$0	\$0	\$0		\$0	\$0
\$0	\$31,422	\$0	\$31,422	VAC TRUCK	\$0	\$0	\$0		\$0	\$0
\$0	\$0	\$0	\$0	VERONA GENSET BUILDING IMPROVE	\$300,000	\$300,000	\$300,000		\$300,000	\$300,000
\$0	\$15,000	\$0	\$15,000	4-WAY BUCKET	\$0	\$0	\$0		\$0	\$0
\$0	\$3,000,000	\$0	\$3,000,000	AREA 1 CLOSURE	\$0	\$0	\$0		\$0	\$0
\$0	\$199,817	\$0	\$199,817	BIOCNG BUFFER STORAGE TANK	\$0	\$0	\$0		\$0	\$0
\$0	\$0	\$0	\$0	BUILDING DEMOLITION	\$125,000	\$125,000	\$125,000		\$125,000	\$125,000
\$0	\$30,000	\$0	\$30,000	CNG PICKUP TRUCKS	\$0	\$0	\$0		\$0	\$0
\$500	\$2,019,212	\$0	\$2,019,212	CO2 CAPTURE PROJECT	\$0	\$0	\$0		\$0	\$0
\$0	\$15,946	\$8,145	\$15,946	COLUMN LIFT	\$0	\$0	\$0		\$0	\$0
\$0	\$400,000	\$0	\$400,000	DOZER	\$0	\$0	\$0		\$0	\$0
\$0	\$50,000	\$21,000	\$50,000	DUMP TRUCK	\$0	\$0	\$0		\$0	\$0
\$18,526	\$23,299	\$0	\$23,299	ENTRANCE GATE & SIGN	\$0	\$0	\$0		\$0	\$0
\$134,648	\$365,352	\$36,181	\$365,352	FACILITY UPGRADES	\$300,000	\$300,000	\$300,000		\$300,000	\$300,000
(\$835,306)	(\$29,912,477)	\$0	(\$29,912,477)	FIXED ASSET ADDITIONS-CAP BDGT	(\$2,970,000)	(\$4,970,000)	(\$4,970,000)		(\$4,970,000)	(\$4,970,000)
\$0	\$25,500	\$0	\$25,500	FORKLIFT	\$0	\$0	\$0		\$0	\$0
\$0	\$350,000	\$0	\$350,000	FRONT END LOADER	\$0	\$0	\$0		\$0	\$0
\$82,556	\$40,978	\$0	\$40,978	GAS EXTRACTION SYSTEM	\$0	\$0	\$0		\$0	\$0
\$30	\$940,310	\$930,340	\$940,310	LANDFILL COMPACTOR	\$0	\$0	\$0		\$0	\$0
\$0	\$0	\$0	\$0	LANDSCAPING ACTIVITIES	\$75,000	\$75,000	\$75,000		\$75,000	\$75,000
\$9,006	\$540,994	\$17,279	\$540,994	LEACHATE MANAGEMENT SYSTEMS	\$0	\$0	\$0		\$0	\$0
\$0	\$300,000	\$0	\$300,000	LITTER FENCE	\$0	\$0	\$0		\$0	\$0
\$0	\$0	\$0	\$0	LONG TERM CARE & CLOSURE	\$1,500,000	\$3,500,000	\$3,500,000		\$3,500,000	\$3,500,000
(\$10,065)	\$0	\$0	\$0	MAINTENANCE SHOP	\$0	\$0	\$0		\$0	\$0
\$324,409	\$2,413,265	\$564,294	\$2,413,265	NEW SITE ENGINEERING	\$0	\$0	\$0		\$0	\$0
\$720,464	\$11,194,500	\$5,703,872	\$11,194,500	NEW SITE PROPERTY ACQUISITION	\$0	\$0	\$0		\$0	\$0
\$7,870	\$7,438	\$0	\$7,438	ODOR MISTERS	\$0	\$0	\$0		\$0	\$0
\$127,570	\$710,430	\$30,653	\$710,430	OFFICE RENOVATION	\$0	\$0	\$0		\$0	\$0
\$17,976	\$17,024	\$0	\$17,024	PARK MOWERS	\$0	\$0	\$0		\$0	\$0
\$0	\$17,494	\$0	\$17,494	PASSENGER VEHICLE	\$120,000	\$120,000	\$120,000		\$120,000	\$120,000

**DANE COUNTY  
2024 CAPITAL PROJECTS BUDGET**

2022 ACTUAL	2023			TOTAL EST. EXPEND.	2024						
	MODIFIED BUDGET	EXP. THRU 6/30/23			AGENCY REQUEST	EXECUTIVE RECOMM.	ADOPTED APPROP.	OUTSIDE REVENUE	EQUITY APPLIED	BORROWING PROCEEDS	TOTAL SOURCES
<b>CONSERVATION &amp; ECONOMIC DEVELOPMENT, cont. **</b>											
					<b>DEPARTMENT OF WASTE &amp; RENEWABLES, cont.</b>						
\$0	\$3,000,000	\$46,506	\$3,000,000	PHASE 10 - CELL 3 CONSTRUCTION	\$0	\$0	\$0			\$0	
\$18,732	\$1,330,884	\$4,297	\$1,330,884	PHASE 12 CONSTRUCTION	\$0	\$0	\$0			\$0	
\$17,689	\$37,178	\$6,721	\$37,178	PHASE 9 - CELL 2 CONSTRUCTION	\$0	\$0	\$0			\$0	
\$0	\$15,000	\$0	\$15,000	PIPE WELDERS	\$0	\$0	\$0			\$0	
\$0	\$43,545	\$0	\$43,545	PURCHASE OF CLAY	\$0	\$0	\$0			\$0	
\$107,398	\$106,801	\$47,157	\$106,801	RODEFELD VERTICAL EXPANSION	\$0	\$0	\$0			\$0	
\$0	\$300,000	\$0	\$300,000	ROLL OFF TRUCK	\$0	\$0	\$0			\$0	
\$61,498	\$17,193	\$0	\$17,193	SCALE SYSTEM REPLACEMENT	\$300,000	\$300,000	\$300,000		\$300,000	\$300,000	
\$0	\$108,435	\$0	\$108,435	SITE EXPANSION ACTIVITIES	\$0	\$0	\$0			\$0	
\$0	\$3,442	\$0	\$3,442	SITE EXPANSION PROPERTY ACQUIS	\$0	\$0	\$0			\$0	
\$0	\$11,265	\$0	\$11,265	SITE SIGNAGE	\$0	\$0	\$0			\$0	
\$0	\$12,575	\$0	\$12,575	SKID STEER BRUSH MOWER	\$0	\$0	\$0			\$0	
\$0	\$11,500	\$0	\$11,500	SKID STEER, TRACK	\$0	\$0	\$0			\$0	
\$0	\$19,924	\$0	\$19,924	SOLAR ENERGY FEASIBILITY STUDY	\$0	\$0	\$0			\$0	
\$29,065	\$70,016	\$8,796	\$70,016	STAGE IV - CLOSURE	\$0	\$0	\$0			\$0	
\$0	\$10,800	\$0	\$10,800	TRIPLE PAN MOWER	\$0	\$0	\$0			\$0	
\$0	\$2,079,536	\$164,479	\$2,079,536	UTILITY EXTENSION	\$0	\$0	\$0			\$0	
\$36,513	\$70,000	\$0	\$70,000	UTILITY VEHICLES	\$0	\$0	\$0			\$0	
\$0	\$0	\$0	\$0	VAC TRUCK	\$250,000	\$250,000	\$250,000		\$250,000	\$250,000	
\$0	\$0	\$0	\$0	WATER TRUCK	\$300,000	\$300,000	\$300,000		\$300,000	\$300,000	
\$0	\$25,000	\$0	\$25,000	WETLAND & HABITAT RESTORATION	\$0	\$0	\$0			\$0	
\$0	\$0	\$0	\$0	CAMPUS DESIGN & CONSTRUCTION	\$2,000,000	\$2,000,000	\$2,000,000		\$2,000,000	\$2,000,000	
\$0	\$0	\$0	\$0	FIXED ASSET ADDITIONS-CAP BDGT	(\$10,450,000)	(\$10,450,000)	(\$10,450,000)		(\$10,450,000)	(\$10,450,000)	
\$0	\$0	\$0	\$0	REC PLANNING AND IMPROVEMENTS	\$450,000	\$450,000	\$450,000		\$450,000	\$450,000	
\$0	\$0	\$0	\$0	WASTE EDUCATION CENTER	\$8,000,000	\$8,000,000	\$8,000,000		\$8,000,000	\$8,000,000	
\$245,690	\$179,310	\$0	\$179,310	C&D GRINDER	\$0	\$0	\$0			\$0	
\$0	\$77,969	\$0	\$77,969	END LOADER	\$0	\$0	\$0			\$0	
\$0	\$0	\$0	\$0	EQUIPMENT	\$500,000	\$500,000	\$500,000		\$500,000	\$500,000	
\$0	\$96,469	\$0	\$96,469	EXCAVATOR	\$0	\$0	\$0			\$0	
\$78,088	\$621,912	\$50,135	\$621,912	FACILITY UPGRADES	\$500,000	\$500,000	\$500,000		\$500,000	\$500,000	
(\$245,690)	(\$975,661)	\$0	(\$975,661)	FIXED ASSET ADDITIONS-CAP BDGT	(\$1,000,000)	(\$1,000,000)	(\$1,000,000)		(\$1,000,000)	(\$1,000,000)	
\$0	\$150,000	\$0	\$150,000	FACILITY UPGRADES	\$0	\$0	\$0			\$0	
\$0	(\$650,000)	\$0	(\$650,000)	FIXED ASSET ADDITIONS-CAP BDGT	\$0	\$0	\$0			\$0	
\$0	\$500,000	\$0	\$500,000	LEACHATE SANITARY CONNECTION	\$0	\$0	\$0			\$0	
\$1,550,791	\$37,178	\$8,187,142	\$37,176	<b>TOTAL DEPT. OF WASTE &amp; RENEWABLES</b>	\$0	\$0	\$0	\$0	\$0	\$0	
\$2,088,969	\$2,104,143	\$8,259,526	\$2,104,141	<b>TOTAL CONSERVATION &amp; ECONOMIC DEV.</b>	\$376,200	\$376,200	\$376,200	\$275,200	(\$36,900)	\$137,900	
<b>CULTURE, EDUCATION &amp; RECREATION **</b>											
				<b>LAND &amp; WATER RESOURCES</b>							
\$0	\$50,000	\$0	\$50,000	BEACH ALERT MODEL	\$0	\$0	\$0			\$0	
\$0	\$21,445	\$0	\$21,445	BICYCLE WAYFINDING SYSTEM DEV	\$0	\$0	\$0			\$0	
\$0	\$431,250	\$213,087	\$431,250	BIKE GRANT PROGRAM	\$0	\$0	\$0			\$0	
\$17,363	\$132,637	\$50,414	\$132,637	BLACK EARTH CREEK RESTORATION	\$1,750,000	\$1,750,000	\$1,750,000		\$1,750,000	\$1,750,000	
\$43,100	\$0	\$0	\$0	BREWERY DITCH BRIDGE	\$0	\$0	\$0			\$0	
\$0	\$100,000	\$66,162	\$100,000	CARBON SAMPLING EQUIPMENT	\$0	\$0	\$0			\$0	
\$0	\$30,631	\$0	\$30,631	CHEROKEE LK REHAB EXPENSE	\$0	\$0	\$0			\$0	
\$0	\$200,000	\$0	\$200,000	COMPOSTING FEASIBILITY STUDY	\$0	\$0	\$0			\$0	
\$0	\$409,089	\$60,803	\$409,089	CONSERVATION PLANNING SYSTEM	\$0	\$0	\$0			\$0	
\$0	\$74,691	\$0	\$74,691	COST SHARE-BEACH IMPROVEMENTS	\$0	\$0	\$0			\$0	
\$0	\$95,065	\$0	\$95,065	DANE 6 MSD 2 BRIDGE	\$0	\$0	\$0			\$0	
\$0	\$300,000	\$0	\$300,000	DEMO FARM FIELD MONITORING EQ	\$0	\$0	\$0			\$0	
\$4,657	\$2,615	\$0	\$2,615	FEMININE HYGIENE PRODUCT DISP	\$0	\$0	\$0			\$0	
\$19,014	\$280,986	\$17,442	\$280,986	FISH LAKE DEMOLITION	\$0	\$0	\$0			\$0	
\$55,545	\$118,454	\$0	\$118,454	FRIENDS GROUP GRANT PROGRAM	\$0	\$0	\$0			\$0	

DANE COUNTY  
2024 CAPITAL PROJECTS BUDGET

2022 ACTUAL	2023			TOTAL EST. EXPEND.	AGENCY REQUEST	EXECUTIVE RECOMM.	ADOPTED APPROP.	2024		
	MODIFIED BUDGET	EXP. THRU 6/30/23						OUTSIDE REVENUE	EQUITY APPLIED	BORROWING PROCEEDS
<b>CULTURE, EDUCATION &amp; RECREATION, cont. **</b>										
					<b>LAND &amp; WATER RESOURCES, cont.</b>					
\$0	\$249,385	\$0	\$249,385	GLACIAL DRUMLIN TRAIL	\$0	\$0	\$0			\$0
\$0	\$83,000	\$37,000	\$83,000	GLM NAWCA	\$0	\$0	\$0			\$0
\$2,335	\$0	\$0	\$0	HERITAGE CENTER ROOF REPLACE	\$0	\$0	\$0			\$0
\$0	\$1,463,579	\$0	\$1,463,578	LAKE PRESERVATION & RENEWAL FD	\$0	\$0	\$0			\$0
\$0	\$1,438,495	(\$210,253)	\$1,438,495	LOWER YAHARA RIVER TRAIL	\$0	\$0	\$0			\$0
\$117,332	\$8,571,892	\$3,607	\$8,571,892	LOWER YAHARA RIVER TRAIL PH II	\$0	\$0	\$0			\$0
\$0	\$100,000	\$0	\$100,000	LUSSIER PARK ROAD STUDY	\$0	\$0	\$0			\$0
\$36,600	\$0	\$0	\$0	MARTINSON SPRING CREEK BRIDGE	\$0	\$0	\$0			\$0
\$0	\$11,977	\$0	\$11,977	MUD LAKE AERATION	\$0	\$0	\$0			\$0
\$531	\$0	\$0	\$0	OPERATIONS FACILITY ACQUISITIO	\$0	\$0	\$0			\$0
\$105,000	\$703,421	\$0	\$703,421	PARC FLOOD GRANT PROGRAM	\$0	\$0	\$0			\$0
\$125,000	\$1,018,700	\$53,011	\$1,018,700	PARTNERSHIP FOR REC & CONSERV	\$0	\$0	\$0			\$0
\$0	\$400,000	\$0	\$400,000	PHEASANT BRANCH FLOOD CLEANUP	\$0	\$0	\$0			\$0
\$0	\$11,234	\$0	\$11,234	POS-ASSESS BEACH WATER QUALITY	\$0	\$0	\$0			\$0
\$398,289	\$976,823	\$33,806	\$976,823	ROBERTSON ROAD IMPROVEMENTS	\$0	\$0	\$0			\$0
\$0	\$10,171	\$0	\$10,171	SCHEIDEGGER COMMUNITY FOREST	\$0	\$0	\$0			\$0
\$0	\$200,000	\$24,651	\$200,000	SCHUMACHER FARM IMPROVEMENTS	\$0	\$0	\$0			\$0
(\$2,557)	\$0	\$0	\$0	SILVERWOOD CO PARK DEVELOPMENT	\$0	\$0	\$0			\$0
\$0	\$83,000	\$0	\$83,000	SNOWMOBILE BRDGE#28 LEUTTEN CK	\$0	\$0	\$0			\$0
\$0	\$83,000	\$0	\$83,000	SNOWMOBILE BRDGE#29 LEUTTEN CK	\$0	\$0	\$0			\$0
\$59,000	\$0	\$0	\$0	SOLAR PARK PERMIT STATIONS	\$0	\$0	\$0			\$0
\$49,300	\$0	\$0	\$0	SPRING VALLEY CREEK BRIDGE	\$0	\$0	\$0			\$0
\$0	\$194,784	\$0	\$194,784	SUGAR RIVER CONNECTOR TRAIL	\$0	\$0	\$0			\$0
\$0	\$40,657	\$0	\$40,657	SUGAR RIVER NRA DEVELOPMENT	\$0	\$0	\$0			\$0
\$0	\$200,000	\$0	\$200,000	SW NAWCA ACQUISITION	\$0	\$0	\$0			\$0
\$0	\$281,726	\$0	\$281,726	TENNEY DAM ELEVATION	\$0	\$0	\$0			\$0
\$247,774	\$852,226	\$127,633	\$852,226	TOKEN CREEK PARK IMPROVEMENTS	\$0	\$0	\$0			\$0
\$0	\$96,080	\$4,769	\$96,080	TRAIL RESTORATION PROJECTS	\$0	\$0	\$0			\$0
\$9,858	\$142	\$0	\$142	TREE EQUITY INITIATIVE	\$0	\$0	\$0			\$0
\$631,435	\$1,419,244	\$281,569	\$1,419,244	VEHICLE & EQUIPMENT REPLACEMNT	\$1,300,000	\$1,300,000	\$1,300,000		\$1,300,000	\$1,300,000
\$0	\$500,000	\$0	\$500,000	VOIT FARM EASEMENT	\$0	\$0	\$0			\$0
\$17,664	\$559,386	\$199,348	\$559,386	WALKING IRON WLA RESTORATION	\$0	\$0	\$0			\$0
\$37,650	\$12,350	\$12,350	\$12,350	WATERFOWL STAMP GRANT	\$0	\$0	\$0			\$0
\$0	\$925,000	\$0	\$925,000	WAUCHEETA TRAIL	\$0	\$0	\$0			\$0
\$0	\$150,000	\$0	\$150,000	WM G LUNNEY LAKE FARM IMPRVMTS	\$0	\$0	\$0			\$0
\$160,718	\$2,750,481	\$209,469	\$2,750,481	YAHARA CLEAN IMPLEMENTATION	\$500,000	\$500,000	\$500,000		\$500,000	\$500,000
\$2,405,253	\$8,457,744	\$409,205	\$8,457,744	YAHARA RIVER FLOW ENHANCEMENT	\$1,000,000	\$1,000,000	\$1,000,000		\$1,000,000	\$1,000,000
\$39,613	\$546,453	\$31,589	\$546,453	ACCESSIBLE SHOREFISHING IMPVTS	\$1,500,000	\$1,500,000	\$1,500,000		\$1,500,000	\$1,500,000
\$816	\$0	\$0	\$0	ANDERSON FARM DOG PARK	\$0	\$0	\$0			\$0
\$0	\$16,089	\$0	\$16,089	ANDERSON PROPERTY STABILIZATION	\$0	\$0	\$0			\$0
\$0	\$52,580	\$0	\$52,580	BADGER PRAIRIE PARK IMPROVEMTS	\$0	\$0	\$0			\$0
\$0	\$14,800	\$0	\$14,800	BIKE/PED BRIDGE-N MENDOTA	\$0	\$0	\$0			\$0
\$0	\$855,000	\$0	\$855,000	BLACK EARTH CONNECTOR CORRIDOR	\$0	\$0	\$0			\$0
\$0	\$100,000	\$0	\$100,000	BRIGHAM PK SHELTER PARKING LOT	\$0	\$0	\$0			\$0
\$0	\$0	\$0	\$0	BRIGHAM PRK RESTROOM & SHOWERS	\$0	\$0	\$250,000		\$250,000	\$250,000
\$2,510	\$132,496	\$0	\$132,496	CAP CITY TO GLACIAL DRUMLIN TR	\$0	\$0	\$0			\$0
\$0	\$1,285,884	\$0	\$1,285,884	CAPITAL TRAIL REHAB	\$0	\$0	\$0			\$0
\$0	\$0	\$0	\$0	CULTURAL FEATURE INTRPRETATION	\$100,000	\$100,000	\$100,000		\$100,000	\$100,000
\$0	\$50,000	\$0	\$50,000	DOG PARK IMPROVEMENTS	\$0	\$0	\$0			\$0
\$2,414	\$0	\$0	\$0	EAB TREE PLANTING	\$0	\$0	\$0			\$0
\$0	\$20,863	\$0	\$20,863	FISH LAKE BOAT LAUNCH RELOCATE	\$0	\$0	\$0			\$0
\$94,647	\$307,000	\$24,024	\$307,000	HERITAGE CENTER IMPROVEMENTS	\$0	\$0	\$0			\$0
\$0	\$300,000	\$0	\$300,000	ICE AGE TRAIL ACCESS & DEV	\$0	\$0	\$0			\$0
\$391,661	\$449,236	\$59,739	\$449,236	MCCARTHY PARK IMPROVEMENTS	\$0	\$0	\$0			\$0
\$0	\$1,465,000	\$0	\$1,465,000	MENDOTA PARK IMPROVEMENTS	\$0	\$0	\$0			\$0
\$0	\$30,000	\$0	\$30,000	MENDOTA PRK STRMWTR & ELEC IMP	\$0	\$0	\$0			\$0

**DANE COUNTY  
2024 CAPITAL PROJECTS BUDGET**

2022 ACTUAL	2023			2024						
	MODIFIED BUDGET	EXP. THRU 6/30/23	TOTAL EST. EXPEND.	AGENCY REQUEST	EXECUTIVE RECOMM.	ADOPTED APPROP.	OUTSIDE REVENUE	EQUITY APPLIED	BORROWING PROCEEDS	TOTAL SOURCES
<b>CULTURE, EDUCATION &amp; RECREATION, cont. **</b>										
				<b>LAND &amp; WATER RESOURCES, cont.</b>						
\$78,144	\$628,564	\$94,804	\$628,564							
\$346,654	\$1,217,890	\$77,916	\$1,217,890							
\$34	\$599,966	\$0	\$599,966			\$500,000			\$500,000	\$500,000
\$414,899	\$514,225	\$148,510	\$514,225	\$400,000	\$400,000	\$400,000			\$400,000	\$400,000
\$0	\$175,000	\$0	\$175,000			\$0			\$0	\$0
\$0	\$125,415	\$0	\$125,415			\$0			\$0	\$0
\$29,504	\$28,307	\$23,850	\$28,307	\$25,000	\$25,000	\$25,000			\$25,000	\$25,000
\$0	\$100,000	\$0	\$100,000			\$0			\$0	\$0
\$108,654	\$622	\$0	\$622			\$0			\$0	\$0
\$0	\$130,000	\$0	\$130,000			\$0			\$0	\$0
\$0	\$0	\$0	\$0	\$100,000	\$100,000	\$100,000			\$100,000	\$100,000
\$0	\$25,270	\$0	\$25,270			\$0			\$0	\$0
\$0	\$2,077,023	\$236,938	\$2,077,022	\$11,000,000	\$11,000,000	\$11,000,000			\$11,000,000	\$11,000,000
\$6,050,410	\$45,339,039	\$2,291,444	\$45,339,041	\$18,025,000	\$18,025,000	\$18,775,000	\$0	\$0	\$18,775,000	\$18,775,000
				<b>DANE COUNTY CONSERVATION FUND</b>						
\$0	\$248,470	\$150	\$248,470			\$0				\$0
\$4,408,683	\$15,849,558	\$5,371,878	\$15,849,558	\$10,000,000	\$10,000,000	\$10,000,000			\$10,000,000	\$10,000,000
\$2,000,000	\$0	\$0	\$0			\$0			\$0	\$0
\$6,408,683	\$16,098,027	\$5,372,028	\$16,098,028	\$10,000,000	\$10,000,000	\$10,000,000	\$0	\$0	\$10,000,000	\$10,000,000
				<b>LAND &amp; WATER LEGACY FUND</b>						
\$0	\$300,000	\$0	\$300,000			\$0				\$0
\$26,638	\$436,050	\$187,999	\$436,050			\$0			\$0	\$0
\$8,684	\$7,500	\$0	\$7,500	\$10,000	\$10,000	\$10,000			\$10,000	\$10,000
\$3,080	\$98,096	\$0	\$98,096			\$0			\$0	\$0
\$6,774	\$127,273	\$127,273	\$127,273			\$0			\$0	\$0
\$0	\$500,000	\$31,606	\$500,000			\$0			\$0	\$0
\$22,389	\$220,590	\$657	\$220,590			\$0			\$0	\$0
\$0	\$13,470	\$0	\$13,470			\$0			\$0	\$0
\$0	\$252,728	\$0	\$252,728			\$0			\$0	\$0
\$220,165	\$1,279,835	\$115,900	\$1,279,835	\$500,000	\$500,000	\$500,000			\$500,000	\$500,000
\$1,292,246	\$5,057,208	\$399,080	\$5,057,208	\$1,000,000	\$1,000,000	\$1,000,000			\$1,000,000	\$1,000,000
\$0	\$200,000	\$0	\$200,000			\$0			\$0	\$0
\$0	\$100,000	\$0	\$100,000			\$0			\$0	\$0
\$0	\$7,203,887	\$0	\$7,203,887			\$0			\$0	\$0
\$19,799	\$80,530	\$5,790	\$80,530	\$150,000	\$150,000	\$150,000			\$150,000	\$150,000
\$1,326	\$19,383	\$0	\$19,383			\$0			\$0	\$0
\$982,949	\$11,668,075	\$17,292	\$11,668,075			\$0			\$0	\$0
\$0	\$39,800	\$0	\$39,800			\$0			\$0	\$0
\$0	\$3,000,000	\$5,354	\$3,000,000			\$0			\$0	\$0
\$0	\$399,963	\$0	\$399,963			\$0			\$0	\$0
\$0	\$300,000	\$0	\$300,000			\$0			\$0	\$0
\$0	\$23,995	\$0	\$23,995			\$0			\$0	\$0
\$206,150	\$7,418,217	\$1,286,229	\$7,418,217			\$0			\$0	\$0
\$0	\$88,519	\$0	\$88,519			\$0			\$0	\$0
\$0	\$494,366	\$0	\$494,366			\$0			\$0	\$0
\$0	\$100,274	\$0	\$100,274			\$0			\$0	\$0
\$0	\$193,150	\$0	\$193,150			\$0			\$0	\$0
\$0	\$23,800	\$0	\$23,800			\$0			\$0	\$0
\$0	\$20,000	\$0	\$20,000			\$0			\$0	\$0
\$0	\$2,000,000	\$0	\$2,000,000			\$0			\$0	\$0
\$0	\$136,906	\$0	\$136,906			\$0			\$0	\$0
\$1,472	\$18,713	\$3,000	\$18,713			\$0			\$0	\$0
\$2,791,674	\$41,822,329	\$2,180,180	\$41,822,328	\$1,660,000	\$1,660,000	\$1,660,000	\$0	\$0	\$1,660,000	\$1,660,000

DANE COUNTY  
2024 CAPITAL PROJECTS BUDGET

2022 ACTUAL	2023			TOTAL EST. EXPEND.	2024						
	MODIFIED BUDGET	EXP. THRU 6/30/23	TOTAL EST. EXPEND.		AGENCY REQUEST	EXECUTIVE RECOMM.	ADOPTED APPROP.	OUTSIDE REVENUE	EQUITY APPLIED	BORROWING PROCEEDS	TOTAL SOURCES
<b>CULTURE, EDUCATION &amp; RECREATION, cont. **</b>											
<b>LIBRARY</b>											
\$0	\$400,000	\$0	\$400,000	READMOBILE REPLACEMENT	\$0	\$0	\$0				\$0
\$0	\$400,000	\$0	\$400,000	<b>TOTAL LIBRARY</b>	\$0	\$0	\$0	\$0	\$0	\$0	\$0
<b>HENRY VILAS ZOO</b>											
\$85,497	\$182,768	\$7,496	\$182,768	ANIMAL HEALTH MEDICAL EQUIPMNT	\$75,000	\$75,000	\$75,000	\$15,000		\$60,000	\$75,000
\$0	\$0	\$0	\$0	AVIARY HABITAT PROJECT	\$450,000	\$450,000	\$450,000	\$90,000		\$360,000	\$450,000
\$0	\$260,000	\$85,856	\$260,000	AVIARY HVAC	\$0	\$0	\$0				\$0
\$0	\$135,000	\$0	\$135,000	BEAR EXHIBIT HVAC	\$0	\$0	\$0				\$0
\$15,993	\$4,007	\$0	\$4,007	BISON FENCE	\$0	\$0	\$0				\$0
\$0	\$40,000	\$0	\$40,000	BOILERS REPLACEMENT	\$0	\$0	\$0				\$0
\$0	\$40,000	\$0	\$40,000	CONSERVATION EDUCATION EQUIP	\$0	\$0	\$0				\$0
\$0	\$60,000	\$0	\$60,000	EDUCATION VAN	\$0	\$0	\$0				\$0
\$0	\$50,000	\$24,140	\$50,000	ELECTRIC DOORS	\$0	\$0	\$0				\$0
\$0	\$37,201	\$0	\$37,201	EMERGENCY GENERATORS	\$0	\$0	\$0				\$0
\$0	\$0	\$0	\$0	GREEN BARN HVAC	\$100,000	\$100,000	\$100,000	\$20,000		\$80,000	\$100,000
\$256,374	\$1,764,663	\$63,517	\$1,764,663	HEART OF THE ZOO PROJECT	\$0	\$21,548,300	\$21,548,300	\$12,177,600		\$9,370,700	\$21,548,300
\$0	\$0	\$0	\$0	KOI POND CLEANING	\$50,000	\$50,000	\$50,000	\$10,000		\$40,000	\$50,000
\$0	\$0	\$0	\$0	PENGUIN BUILDING PROJECT	\$300,000	\$300,000	\$300,000	\$60,000		\$240,000	\$300,000
\$0	\$24,101	\$0	\$24,101	PRIMATE & CAT BUILDING COOLERS	\$0	\$0	\$0				\$0
\$0	\$250,000	\$11,744	\$250,000	SEAL EXHIBIT IMPROVEMENTS	\$0	\$0	\$0				\$0
\$0	\$200,000	\$2,000	\$200,000	SEAL SHADE STRUCTURE	\$0	\$0	\$0				\$0
\$0	\$0	\$0	\$0	SOLAR INSTALLATION-HV ZOO	\$0	\$300,000	\$300,000			\$300,000	\$300,000
\$0	\$40,000	\$0	\$40,000	UPPER GIFT SHOP HVAC	\$125,000	\$125,000	\$125,000	\$25,000		\$100,000	\$125,000
\$0	\$0	\$0	\$0	ZOO FENCE PROJECTS	\$50,000	\$50,000	\$50,000	\$10,000		\$40,000	\$50,000
\$11,707	\$243,926	\$46,491	\$243,926	ZOO IMPROVEMENTS	\$200,000	\$200,000	\$200,000	\$40,000		\$160,000	\$200,000
\$29,565	\$0	\$0	\$0	ZOO OPERATING EQUIPMENT	\$50,000	\$50,000	\$50,000	\$10,000		\$40,000	\$50,000
\$33,420	\$40,000	\$0	\$40,000	ZOO PAVING PROJECTS	\$50,000	\$50,000	\$50,000	\$10,000		\$40,000	\$50,000
\$16,094	\$198,761	\$0	\$198,761	ZOO ROOF REPLACEMENT	\$0	\$0	\$0				\$0
\$448,650	\$3,570,427	\$241,245	\$3,570,427	<b>TOTAL HENRY VILAS ZOO</b>	\$1,450,000	\$23,298,300	\$23,298,300	\$12,467,600	\$0	\$10,830,700	\$23,298,300
<b>EXTENSION</b>											
\$106,119	\$1,598	\$0	\$1,598	SECURE ENTRANCE REMODEL	\$0	\$0	\$0				\$0
\$63,112	\$64,070	\$50,288	\$64,070	TEACHING GARDEN GREENHOUSE	\$0	\$0	\$0				\$0
\$12,909	\$8,570	\$2,601	\$8,570	WATER PARTNERSHIP GRANT PROG	\$0	\$0	\$0				\$0
\$182,140	\$74,238	\$52,889	\$74,238	<b>TOTAL EXTENSION</b>	\$0	\$0	\$0	\$0	\$0	\$0	\$0
<b>ALLIANT ENERGY CENTER</b>											
\$0	\$50,000	\$0	\$50,000	ADULT CHANGING STATION	\$0	\$0	\$0				\$0
\$0	\$0	\$0	\$0	AEC BUSINESS PLANNING	\$100,000	\$100,000	\$100,000			\$100,000	\$100,000
\$0	\$100,000	\$19,474	\$100,000	AEC STRATEGIC DESIGN/ACTION PL	\$250,000	\$250,000	\$250,000			\$250,000	\$250,000
\$164,090	\$3,035,911	\$575,263	\$3,035,910	AEC-TCG GRANT EXPENSE	\$0	\$0	\$0				\$0
\$0	\$40,000	\$14,836	\$40,000	AMMONIA COOLING TOWER	\$0	\$0	\$0				\$0
\$0	\$155,500	\$0	\$155,500	ARENA IMPROVEMENTS	\$0	\$0	\$0				\$0
\$0	\$275,000	\$68,805	\$275,000	ASH TREE REMOVAL AND PLANTING	\$0	\$0	\$0				\$0
\$0	\$0	\$0	\$0	ASPHALT & CONCRETE REPAIR	\$500,000	\$500,000	\$500,000			\$500,000	\$500,000
\$0	\$12,637	\$0	\$12,637	AUDIO/VISUAL EQUIPMENT	\$0	\$0	\$0				\$0
\$0	\$0	\$0	\$0	BIKE-PEDESTRIAN PLAN	\$0	\$0	\$150,000			\$150,000	\$150,000
\$0	\$400,000	\$0	\$400,000	CAMPUS LIGHTING & ELEC REVIEW	\$1,100,000	\$1,100,000	\$1,100,000			\$1,100,000	\$1,100,000
\$0	\$784,900	\$0	\$784,900	CAMPUS MECHANICAL STUDY	\$0	\$0	\$0				\$0
\$0	\$0	\$0	\$0	CAMPUS SIGNAGE	\$475,000	\$475,000	\$475,000			\$475,000	\$475,000
\$36,786	\$1,005,344	\$441,352	\$1,005,344	CENTER IMPROVEMENTS	\$700,000	\$700,000	\$700,000			\$700,000	\$700,000
\$0	\$400,000	\$0	\$400,000	COLISEUM HVAC UPGRADE	\$475,000	\$475,000	\$475,000			\$475,000	\$475,000
\$0	\$480,000	\$21,631	\$480,000	EXHIBITION HALL HVAC UPGRADES	\$2,000,000	\$2,000,000	\$2,000,000			\$2,000,000	\$2,000,000
\$0	\$189,528	\$0	\$189,528	EXPO PREDESIGN & STORMWATER	\$0	\$0	\$0				\$0
\$0	\$102,000	\$0	\$102,000	KISER FOOTING REPLACEMENT	\$0	\$0	\$0				\$0

**DANE COUNTY  
2024 CAPITAL PROJECTS BUDGET**

2022 ACTUAL	2023			TOTAL EST. EXPEND.	AGENCY REQUEST	EXECUTIVE RECOMM.	ADOPTED APPROP.	2024			
	MODIFIED BUDGET	EXP. THRU 6/30/23						OUTSIDE REVENUE	EQUITY APPLIED	BORROWING PROCEEDS	TOTAL SOURCES
<b>CULTURE, EDUCATION &amp; RECREATION, cont. **</b>											
					<b>ALLIANT ENERGY CENTER, cont.</b>						
\$0	\$265,200	\$0	\$265,200	\$0	\$0	\$0	\$0				\$0
\$0	\$250,000	\$20,000	\$250,000	\$0	\$0	\$0	\$0				\$0
\$0	\$0	\$0	\$0	\$0	\$75,000	\$75,000	\$75,000			\$75,000	\$75,000
\$0	\$0	\$0	\$0	\$0	\$0	\$0	\$350,000			\$350,000	\$350,000
\$0	\$0	\$0	\$0	\$0	\$0	\$0	\$250,000			\$250,000	\$250,000
\$0	\$0	\$0	\$0	\$0	\$425,000	\$425,000	\$425,000			\$425,000	\$425,000
\$200,875	\$7,546,020	\$1,161,361	\$7,546,019		\$6,100,000	\$6,100,000	\$6,850,000	\$0	\$0	\$6,850,000	\$6,850,000
\$16,082,432	\$114,850,080	\$11,299,146	\$114,850,081		\$37,235,000	\$59,083,300	\$60,583,300	\$12,467,600	\$0	\$48,115,700	\$60,583,300
<b>PUBLIC WORKS **</b>											
					<b>PUBLIC WORKS, HIGHWAY &amp; TRANSPORTATION</b>						
\$0	\$0	\$0	\$0	\$20,000	\$20,000	\$20,000	\$0			\$20,000	\$20,000
\$2,860,137	\$12,065,265	\$1,175,131	\$12,065,265	\$0	\$0	\$5,500,000	\$0			\$5,500,000	\$5,500,000
\$84,325	\$735,199	\$42,434	\$735,199	\$0	\$0	\$0	\$0			\$0	\$0
\$0	\$28,366	\$0	\$28,366	\$0	\$0	\$0	\$0			\$0	\$0
\$125	\$89,860	\$0	\$89,860	\$0	\$0	\$0	\$0			\$0	\$0
\$0	\$270,000	\$0	\$270,000	\$0	\$0	\$0	\$0			\$0	\$0
\$2,505	\$57,824	\$0	\$57,824	\$0	\$0	\$0	\$0			\$0	\$0
\$0	\$696,421	\$0	\$696,421	\$100,000	\$100,000	\$100,000	\$0			\$100,000	\$100,000
\$0	\$148,277	\$0	\$148,277	\$0	\$0	\$0	\$0			\$0	\$0
\$0	\$21,000	\$0	\$21,000	\$49,000	\$49,000	\$49,000	\$0			\$49,000	\$49,000
\$9,964	\$290,698	\$18,646	\$290,698	\$0	\$0	\$0	\$0			\$0	\$0
\$0	\$16,000	\$0	\$16,000	\$155,000	\$155,000	\$155,000	\$0			\$155,000	\$155,000
\$1,762,205	\$187,795	\$56,185	\$187,795	\$0	\$0	\$0	\$0			\$0	\$0
\$874	\$0	\$0	\$0	\$0	\$0	\$0	\$0			\$0	\$0
\$47,364	\$922,383	\$0	\$922,383	\$0	\$0	\$0	\$0			\$0	\$0
\$0	\$25,000	\$0	\$25,000	\$0	\$0	\$0	\$0			\$0	\$0
\$0	\$0	\$0	\$0	\$20,000	\$20,000	\$20,000	\$0			\$20,000	\$20,000
\$0	\$4,000,000	\$90,217	\$4,000,000	\$0	\$0	\$0	\$0			\$0	\$0
\$0	\$49,034	\$0	\$49,034	\$0	\$0	\$0	\$0			\$0	\$0
\$16,988	\$243,134	\$0	\$243,134	\$0	\$0	\$0	\$0			\$0	\$0
\$0	\$19,000	\$355	\$19,000	\$200,000	\$200,000	\$200,000	\$0			\$200,000	\$200,000
\$483,568	\$1,026,432	\$0	\$1,026,432	\$0	\$0	\$0	\$0			\$0	\$0
\$17,138	\$208,964	\$0	\$208,964	\$0	\$0	\$0	\$0			\$0	\$0
\$400	\$261,531	\$0	\$261,531	\$0	\$0	\$0	\$0			\$0	\$0
\$0	\$2,123,000	\$324,854	\$2,123,000	\$0	\$0	\$0	\$0			\$0	\$0
\$2,800	\$680,954	\$0	\$680,954	\$0	\$0	\$0	\$0			\$0	\$0
\$0	\$1,500,000	\$3,847	\$1,500,000	\$0	\$0	\$0	\$0			\$0	\$0
\$1,210,815	(\$0)	\$0	(\$0)	\$0	\$0	\$0	\$0			\$0	\$0
\$0	\$500,000	\$0	\$500,000	\$0	\$0	\$0	\$0			\$0	\$0
\$0	\$205,000	\$0	\$205,000	\$0	\$0	\$0	\$0			\$0	\$0
\$0	\$153,308	\$0	\$153,308	\$0	\$0	\$0	\$0			\$0	\$0
\$0	\$1,750,000	\$0	\$1,750,000	\$0	\$0	\$0	\$0			\$0	\$0
\$0	\$100,000	\$0	\$100,000	\$0	\$0	\$0	\$0			\$0	\$0
\$0	\$1,908,796	\$0	\$1,908,796	\$0	\$0	\$0	\$0			\$0	\$0
\$4,457	\$0	\$0	\$0	\$0	\$0	\$0	\$0			\$0	\$0
\$11,022	\$202,876	\$5,948	\$202,876	\$0	\$0	\$0	\$0			\$0	\$0
\$1,203	\$14,397	\$0	\$14,397	\$0	\$0	\$0	\$0			\$0	\$0
(\$1,006)	\$116,600	\$0	\$116,600	\$0	\$0	\$0	\$0			\$0	\$0
\$0	\$0	\$0	\$0	\$650,000	\$650,000	\$650,000	\$0			\$650,000	\$650,000
\$0	\$51,868	\$0	\$51,868	\$0	\$0	\$0	\$0			\$0	\$0
\$0	\$0	\$0	\$0	\$300,000	\$300,000	\$300,000	\$0			\$300,000	\$300,000



DANE COUNTY  
2024 CAPITAL PROJECTS BUDGET

2022 ACTUAL	2023			TOTAL EST. EXPEND.	AGENCY REQUEST	EXECUTIVE RECOMM.	ADOPTED APPROP.	2024			
	MODIFIED BUDGET	EXP. THRU 6/30/23						OUTSIDE REVENUE	EQUITY APPLIED	BORROWING PROCEEDS	TOTAL SOURCES
<b>PUBLIC WORKS, cont. **</b>				<b>PUBLIC WORKS, HIGHWAY &amp; TRANSPORTATION, cont.</b>							
\$0	\$200,000	\$0	\$200,000	CTH G-BRIDGE B130028	\$0	\$0	\$0				\$0
\$0	\$0	\$0	\$0	CTH G-BRIDGE B130038	\$300,000	\$300,000	\$300,000			\$300,000	\$300,000
\$0	\$225,000	\$0	\$225,000	CTH G-BRIDGE B130039	\$0	\$0	\$0				\$0
\$0	\$160,000	\$0	\$160,000	CTH G-BRIDGE B130040	\$0	\$0	\$0				\$0
\$0	\$0	\$0	\$0	CTH G-CTH A EAST TO STH 92	\$2,400,000	\$2,400,000	\$2,400,000			\$2,400,000	\$2,400,000
\$0	\$149,098	\$0	\$149,098	CTH G-STH 92 TO USH 18-151	\$0	\$0	\$0				\$0
\$0	\$161,881	\$0	\$161,881	CTH I 19 TO CH V	\$0	\$0	\$0				\$0
\$0	\$97,654	\$0	\$97,654	CTH J BRIDGE B-13-178	\$0	\$0	\$0				\$0
\$238,434	\$11,566	\$0	\$11,566	CTH J-CTH JJ TO CTH F	\$0	\$0	\$0				\$0
\$0	\$960,000	\$119,369	\$960,000	CTH J-CTH S TO OLD MILITARY	\$0	\$0	\$0				\$0
\$1,091,869	\$38,131	\$0	\$38,131	CTH J-CTH S TO STH 78	\$0	\$0	\$0				\$0
\$5,470	\$224,530	\$77,522	\$224,530	CTH JG-BRIDGE B-13-0069	\$0	\$0	\$0				\$0
\$0	\$0	\$0	\$0	CTH JG-MT HOREB NVL TO CTH ID	\$20,000	\$20,000	\$20,000			\$20,000	\$20,000
\$0	\$0	\$0	\$0	CTH JJ-BRIDGE P130918	\$50,000	\$50,000	\$50,000			\$50,000	\$50,000
(\$7,656)	\$409,268	\$0	\$409,268	CTH J-MICKELSON B-13-178	\$0	\$0	\$0				\$0
\$0	\$0	\$0	\$0	CTH K-CTH P TO RIPP RD	\$1,200,000	\$1,200,000	\$1,200,000			\$1,200,000	\$1,200,000
\$11,522	\$543,881	\$5,985	\$543,881	CTH KP-BRIDGE B-13-0215	\$0	\$0	\$0				\$0
\$0	\$0	\$0	\$0	CTH KP-GARFOOT CR BOX CULVERT	\$60,000	\$60,000	\$60,000			\$60,000	\$60,000
\$0	\$0	\$0	\$0	CTH KP-STH 19 TO USH 12	\$700,000	\$700,000	\$700,000			\$700,000	\$700,000
\$600	\$354,746	\$0	\$354,746	CTH KP-USH 14 TO STH 19	\$0	\$0	\$0				\$0
\$0	\$500,000	\$0	\$500,000	CTH M-BR 0046 & BRANCH INTER	\$575,000	\$575,000	\$575,000	\$275,000		\$300,000	\$575,000
\$0	\$40,000	\$0	\$40,000	CTH M-CAINE RD INTERSECTION	\$0	\$0	\$0				\$0
\$0	\$48,283	\$0	\$48,283	CTH M-CROSS COUNTRY TO CTH PD	\$0	\$0	\$0				\$0
\$104,730	\$5,270	\$0	\$5,270	CTH M-CTH PB INTERSECTION	\$0	\$0	\$0				\$0
\$359,061	\$15,992,277	\$923,727	\$15,992,276	CTH M-CTH Q TO STH 113	\$0	\$0	\$0				\$0
\$0	\$0	\$0	\$0	CTH M-CTH Q/ALLEN INTERSECTION	\$25,000	\$25,000	\$25,000			\$25,000	\$25,000
\$0	\$170,000	\$0	\$170,000	CTH MC-WINGRA CREEK TO US12/18	\$0	\$0	\$0				\$0
\$128,123	\$1,932,666	\$87,527	\$1,932,666	CTH MM - WOLFE ST TO SPRING ST	\$0	\$0	\$0				\$0
\$0	\$60,000	\$0	\$60,000	CTH MM-MCCOY RD TO USH 12/18	\$0	\$0	\$0				\$0
\$161,573	\$252,377	\$4,393	\$252,377	CTH MM-SIGNALS AT MCCOY & LACY	\$0	\$0	\$0				\$0
\$0	\$55,000	\$0	\$55,000	CTH MM-USH 12/18 TO CTH MC	\$0	\$0	\$0				\$0
\$0	\$0	\$0	\$0	CTH MM-USH 14 TO MCCOY RD	\$2,640,000	\$2,640,000	\$2,640,000			\$2,640,000	\$2,640,000
\$9,285	\$667,276	\$0	\$667,276	CTH MN-BRIDGE B130953	\$55,000	\$55,000	\$55,000			\$55,000	\$55,000
\$0	\$26,627	\$0	\$26,627	CTH MN-HOLSCHER RD TO CTH AB	\$0	\$0	\$0				\$0
\$580,708	\$0	\$0	\$0	CTH MN-US 51 TO LONG ST	\$0	\$0	\$0				\$0
\$0	\$77,217	\$0	\$77,217	CTH MN-WILLIAMS TO CTH N	\$0	\$0	\$0				\$0
\$0	\$0	\$0	\$0	CTH MS-CAYUGA TO ALLEN	\$0	\$0	\$0				\$0
\$1,810,590	\$750,238	\$0	\$750,238	CTH M-VALLEY VIEW TO CROSS COU	\$0	\$0	\$0				\$0
\$841	\$619,731	\$0	\$619,731	CTH N - MCCARTHY BRIDGE	\$0	\$0	\$0				\$0
\$0	\$0	\$0	\$0	CTH N-BRIDGE B130042	\$215,000	\$215,000	\$215,000			\$215,000	\$215,000
\$0	\$19,000	\$0	\$19,000	CTH N-BRIDGE B130081	\$221,000	\$221,000	\$221,000			\$221,000	\$221,000
\$0	\$100,000	\$0	\$100,000	CTH N-CTH TT TO 3400' N OF TT	\$0	\$0	\$0				\$0
\$0	\$210,393	\$0	\$210,393	CTH N-RILEY BRIDGE	\$0	\$0	\$0				\$0
\$2,205,872	\$4,128	\$101	\$4,128	CTH N-SCOL TO DUNKIRK AVE	\$0	\$0	\$0				\$0
\$0	\$38,282	\$0	\$38,282	CTH P - CTH K TO USH 12	\$0	\$0	\$0				\$0
\$0	\$500,000	\$0	\$500,000	CTH P-CTH PD TO CTH S	\$0	\$0	\$0				\$0
\$0	\$836,770	\$0	\$836,770	CTH PD-MAPLE GROVE TO M	\$0	\$0	\$0				\$0
\$0	\$156,587	\$82	\$156,587	CTH PD-WOODS RD TO CTH M	\$0	\$0	\$0				\$0
(\$1,106)	\$404,135	\$0	\$404,135	CTH P-PINE BLUFF TO 14	\$0	\$0	\$0				\$0
\$0	\$26,000	\$0	\$26,000	CTH PQ-BRIDGE B130072	\$20,000	\$20,000	\$20,000			\$20,000	\$20,000
\$0	\$0	\$0	\$0	CTH PQ-STH 73 TO CAMBRIDGE WV	\$15,000	\$15,000	\$15,000			\$15,000	\$15,000
\$0	\$73,506	\$0	\$73,506	CTH PQ-USH 12 TO WV	\$0	\$0	\$0				\$0

DANE COUNTY  
2024 CAPITAL PROJECTS BUDGET

2022 ACTUAL	2023			TOTAL EST. EXPEND.	2024							
	MODIFIED BUDGET	EXP. THRU 6/30/23			AGENCY REQUEST	EXECUTIVE RECOMM.	ADOPTED APPROP.	OUTSIDE REVENUE	EQUITY APPLIED	BORROWING PROCEEDS	TOTAL SOURCES	
<b>PUBLIC WORKS, cont. **</b>												
				<b>PUBLIC WORKS, HIGHWAY &amp; TRANSPORTATION, cont.</b>								
\$0	\$187,841	\$0	\$187,841	CTH P-USH 14 TO NVL	\$0	\$0	\$0			\$0		
\$0	\$569,882	\$0	\$569,882	CTH S-P TO TIMBER	\$0	\$0	\$0			\$0		
\$0	\$500,000	\$355,972	\$500,000	CTH S-PIONEER TO PLEASANT VIEW	\$0	\$0	\$0			\$0		
\$0	\$20,000	\$0	\$20,000	CTH TT-BRIDGE B130207	\$45,000	\$45,000	\$45,000		\$45,000	\$45,000		
\$0	\$211,345	\$0	\$211,345	CTH TT-CTH T TO CTH NCTH TT-CT	\$0	\$0	\$0			\$0		
\$4,246	\$358,953	\$0	\$358,953	CTH T-THOMPSON TO CTH TT	\$0	\$0	\$0			\$0		
\$1,241,195	\$0	\$0	\$0	CTH U-USCOL TO SCOL	\$0	\$0	\$0			\$0		
\$0	\$31,724	\$0	\$31,724	CTH V BRIDGE W/V DEFOREST	\$0	\$0	\$0			\$0		
\$662,813	\$160,085	\$2,981	\$160,085	CTH V-113 TO CTH I	\$0	\$0	\$0			\$0		
\$352,591	\$1,622,409	\$216,416	\$1,622,409	CTH V-CTH KP TO STH 113	\$0	\$0	\$0			\$0		
\$0	\$0	\$0	\$0	CTH V-CTH N TO CTH VV NORTH	\$55,000	\$55,000	\$55,000		\$55,000	\$55,000		
\$0	\$40,000	\$0	\$40,000	CTH V-CTH VV NORTH TO USH 151	\$0	\$0	\$0			\$0		
\$0	\$0	\$0	\$0	CTH V-MAIN ST TO NELSON CT	\$450,000	\$450,000	\$450,000		\$450,000	\$450,000		
\$0	\$900,000	\$0	\$900,000	CTH V-SNOWY OWL TO CTH N	\$0	\$0	\$0			\$0		
\$482,699	\$0	\$0	\$0	CTH X-CTH N TO CTH A	\$0	\$0	\$0			\$0		
\$0	\$117,113	\$0	\$117,113	CTH Y-12 TO KP	\$0	\$0	\$0			\$0		
\$0	\$315,000	\$0	\$315,000	CTH Y-BRIDGE B130026	\$70,000	\$70,000	\$70,000		\$70,000	\$70,000		
\$10,124	\$201,292	\$9,434	\$201,292	CTH Y-BRIDGE B-13-0589	\$0	\$0	\$0			\$0		
\$0	\$0	\$0	\$0	CTH Y-CTH KP TO NCOL	\$3,750,000	\$3,750,000	\$3,750,000		\$3,750,000	\$3,750,000		
\$0	\$144,653	\$0	\$144,653	CTH Z-STH 78 TO USH 151	\$0	\$0	\$0			\$0		
\$418,977	\$1,166,387	\$2,666	\$1,166,387	HIGHWAY CULVERT REPLACEMENTS	\$1,000,000	\$1,000,000	\$1,000,000		\$1,000,000	\$1,000,000		
\$0	\$280,214	\$0	\$280,214	ALBION SALT SHED	\$0	\$0	\$0			\$0		
\$94,539	\$146,403	\$0	\$146,403	ALBION STORAGE BUILDING	\$0	\$0	\$0			\$0		
\$249,518	\$818,482	\$487,473	\$818,482	ATTENUATOR	\$360,000	\$360,000	\$360,000		\$360,000	\$360,000		
\$18,539	\$240,880	\$0	\$240,880	BRINE SYSTEM	\$0	\$0	\$0			\$0		
\$0	\$0	\$0	\$0	BRINE TRAILER	\$145,000	\$145,000	\$145,000		\$145,000	\$145,000		
\$17,175	(\$0)	\$0	\$0	BRINE TRUCK	\$0	\$0	\$0			\$0		
\$0	\$0	\$0	\$0	BULLDOZERS	\$204,700	\$204,700	\$204,700		\$204,700	\$204,700		
\$0	\$460,000	\$440,482	\$460,000	CHIP SPREADER	\$0	\$0	\$0			\$0		
\$0	\$500,000	\$409,242	\$500,000	CNG 2-TON UTILITY TRUCKS	\$0	\$0	\$0			\$0		
\$0	\$160,000	\$0	\$160,000	CNG DEFUELER/REFUELER	\$0	\$0	\$0			\$0		
\$169,237	\$1,472,092	\$0	\$1,472,092	CNG FUELING STATION	\$0	\$0	\$0			\$0		
\$0	\$170,000	\$0	\$170,000	CNG SEMI TRACTOR	\$0	\$0	\$0			\$0		
\$0	\$6,598,900	\$0	\$6,598,900	CNG TRAILERS	\$0	\$0	\$0			\$0		
\$0	\$0	\$0	\$0	CONCRETE TRUSS SCREED	\$10,900	\$10,900	\$10,900		\$10,900	\$10,900		
\$124,198	(\$0)	\$0	\$0	CRACKFILL MELTER	\$144,400	\$144,400	\$144,400		\$144,400	\$144,400		
\$0	\$0	\$0	\$0	CREW LEADER TRUCK	\$135,000	\$135,000	\$135,000		\$135,000	\$135,000		
\$0	\$146,000	\$3,357	\$146,000	DUAL FUEL 3/4 TON TRUCKS	\$440,000	\$440,000	\$440,000		\$440,000	\$440,000		
\$0	\$1,008,000	\$522,342	\$1,008,000	DUMP TRUCKS	\$600,000	\$600,000	\$600,000		\$600,000	\$600,000		
\$0	\$23,068	\$0	\$23,068	EASTSIDE CELL BOOSTER	\$0	\$0	\$0			\$0		
(\$8,830)	\$353,889	\$7,841	\$353,889	EMERGENCY REPAIR/REPLACEMENT	\$50,000	\$50,000	\$50,000		\$50,000	\$50,000		
\$45,500	\$0	\$0	\$0	EXCAVATOR	\$0	\$0	\$0			\$0		
\$0	\$100,000	\$0	\$100,000	FACILITY KEYCARD ACCESS	\$0	\$0	\$0			\$0		
\$0	\$70,000	\$0	\$70,000	FACILITY SIGNAGE	\$0	\$0	\$0			\$0		
\$70,850	\$0	\$0	\$0	FISH HATCH & EDC KEYLESS ENTRY	\$0	\$0	\$0			\$0		
(\$2,398,595)	(\$26,236,789)	\$0	(\$26,236,789)	FIXED ASSET ADDITIONS-CAP BDGT	(\$10,545,200)	(\$10,545,200)	(\$10,545,200)		(\$10,545,200)	(\$10,545,200)		
\$0	\$1,200,000	\$0	\$1,200,000	GRADERS	\$0	\$0	\$0			\$0		
\$0	\$232,000	\$185,973	\$232,000	HYBRID VEHICLES	\$0	\$0	\$0			\$0		
\$0	\$0	\$0	\$0	HYDRO EXCAVATOR VACUUM TRUCK	\$368,500	\$368,500	\$368,500		\$368,500	\$368,500		
\$0	\$0	\$0	\$0	LIQUID ASPHALT DISTRIBUTOR	\$380,000	\$380,000	\$380,000		\$380,000	\$380,000		
\$276,000	\$345,000	\$0	\$345,000	LOADERS	\$0	\$0	\$0			\$0		
\$0	\$0	\$0	\$0	LOW BOY TRAILER	\$190,000	\$190,000	\$190,000		\$190,000	\$190,000		

DANE COUNTY  
2024 CAPITAL PROJECTS BUDGET

2022 ACTUAL	2023			TOTAL EST. EXPEND.	2024						
	MODIFIED BUDGET	EXP. THRU 6/30/23			AGENCY REQUEST	EXECUTIVE RECOMM.	ADOPTED APPROP.	OUTSIDE REVENUE	EQUITY APPLIED	BORROWING PROCEEDS	TOTAL SOURCES
<b>PUBLIC WORKS, cont. **</b>											
					<b>PUBLIC WORKS, HIGHWAY &amp; TRANSPORTATION, cont.</b>						
\$0	\$16,000	\$0	\$16,000	MADISON EQUIP SHED PAINTING	\$0	\$0	\$0				\$0
\$0	\$220,000	\$0	\$220,000	MADISON FUEL SITE UPGRADE	\$0	\$0	\$0				\$0
\$0	\$100,000	\$0	\$100,000	MADISON GENERATORS	\$0	\$0	\$0				\$0
\$0	\$45,000	\$0	\$45,000	MADISON LIGHTS UPGRADE	\$0	\$0	\$0				\$0
\$0	\$750,000	\$0	\$750,000	MADISON ROOF REPAIR/REPLACE	\$0	\$0	\$0				\$0
\$0	\$50,000	\$0	\$50,000	MADISON SHOP UPGRADE	\$0	\$0	\$0				\$0
\$0	\$300,000	\$0	\$300,000	MADISON SITE CLEANUP	\$0	\$0	\$0				\$0
\$0	\$80,000	\$0	\$80,000	MECHANICS AND SHOP EQUIPMENT	\$0	\$0	\$0				\$0
\$0	\$37,500	\$0	\$37,500	MESSAGE BOARDS	\$93,600	\$93,600	\$93,600			\$93,600	\$93,600
\$0	\$50,000	\$0	\$50,000	MOWERS PULL BEHIND	\$0	\$0	\$0				\$0
\$42,300	\$179,740	\$788	\$179,740	OTHER EQUIPMENT	\$70,000	\$70,000	\$70,000			\$70,000	\$70,000
\$0	\$150,000	\$0	\$150,000	OVERHEAD DOORS	\$0	\$0	\$0				\$0
\$0	\$65,300	\$56,690	\$65,300	PARK MOWERS	\$0	\$0	\$0				\$0
\$0	\$0	\$0	\$0	PATROL TRUCKS	\$5,508,000	\$5,508,000	\$5,508,000			\$5,508,000	\$5,508,000
\$250,989	\$0	\$0	\$0	PICKUP 1/2 TON	\$0	\$0	\$0				\$0
\$0	\$61,536	\$61,285	\$61,536	PORTABLE 4 POST HYLIFT	\$0	\$0	\$0				\$0
\$0	\$0	\$0	\$0	ROAD WALK SAW	\$57,900	\$57,900	\$57,900			\$57,900	\$57,900
\$0	\$143,500	\$0	\$143,500	ROLLERS	\$326,400	\$326,400	\$326,400			\$326,400	\$326,400
\$0	\$400,000	\$0	\$400,000	SALT BRINE FACILITY	\$0	\$0	\$0				\$0
\$0	\$200,000	\$0	\$200,000	SALT SHED SITE IMPROVEMENTS	\$0	\$0	\$0				\$0
\$0	\$220,000	\$0	\$220,000	SECURITY CAMERAS	\$0	\$0	\$0				\$0
\$0	\$255,000	\$220,450	\$255,000	SEMI-TRACTOR REPLACEMENT	\$266,000	\$266,000	\$266,000			\$266,000	\$266,000
\$0	\$360,000	\$0	\$360,000	SHOULDER MACH-SELF PROPELLED	\$0	\$0	\$0				\$0
\$0	\$399,000	\$0	\$399,000	SIGN TRUCK	\$295,000	\$295,000	\$295,000			\$295,000	\$295,000
\$0	\$0	\$0	\$0	SKID STEER BROOMS	\$27,800	\$27,800	\$27,800			\$27,800	\$27,800
\$0	\$120,000	\$0	\$120,000	SKID STEER REPLACEMENT	\$32,000	\$32,000	\$32,000			\$32,000	\$32,000
\$0	\$71,326	\$0	\$71,326	SKID STEER TRAILERS	\$0	\$0	\$0				\$0
\$0	\$0	\$0	\$0	SMALL MARKER PAINTER	\$16,500	\$16,500	\$16,500			\$16,500	\$16,500
\$0	\$170,000	\$0	\$170,000	SNOWBLOWER-LOADER MOUNTED	\$0	\$0	\$0				\$0
\$0	\$160,000	\$0	\$160,000	STORAGE TANKS TRUCK MOUNTED	\$30,000	\$30,000	\$30,000			\$30,000	\$30,000
\$36,123	\$163,877	\$2,577	\$163,877	STOUGHTON-DEMO & DECONTAMINATE	\$0	\$0	\$0				\$0
\$0	\$41,355	\$0	\$41,355	SWEEPER	\$273,000	\$273,000	\$273,000			\$273,000	\$273,000
\$0	\$0	\$0	\$0	TAILGATE CONVEYORS	\$27,000	\$27,000	\$27,000			\$27,000	\$27,000
\$11,254	\$2,407,028	\$12,766	\$2,407,028	TOW PLOW BUILDINGS	\$0	\$0	\$0				\$0
\$0	\$0	\$0	\$0	TRAILERS	\$43,500	\$43,500	\$43,500			\$43,500	\$43,500
\$822,756	\$4,014,038	\$0	\$4,014,038	TRI AXLE TRUCKS	\$450,000	\$450,000	\$450,000			\$450,000	\$450,000
\$45,425	\$53,167	\$0	\$53,167	TRUCK UPGRADES/REPURPOSE	\$0	\$0	\$0				\$0
\$0	\$304,000	\$240,635	\$304,000	USED TRUCK CHASSIS	\$0	\$0	\$0				\$0
\$64,900	\$103,850	\$0	\$103,850	VERONA VEHICLE STORAGE	\$0	\$0	\$0				\$0
\$0	\$262,000	\$0	\$262,000	WOOD CHIPPER	\$0	\$0	\$0				\$0
\$16,319,321	\$64,374,539	\$6,175,692	\$64,374,539	<b>TOTAL PUBLIC WORKS, HIGHWAY &amp; TRANS</b>	<b>\$15,360,000</b>	<b>\$15,360,000</b>	<b>\$20,860,000</b>	<b>\$275,000</b>	<b>\$0</b>	<b>\$20,585,000</b>	<b>\$20,860,000</b>
<b>AIRPORT</b>											
(\$65,913)	\$0	\$0	\$0	FIXED ASSET ADDITIONS-CAP BDGT	\$0	\$0	\$0				\$0
\$0	(\$459,000)	\$0	(\$459,000)	FIXED ASSET ADDITIONS-CAP BDGT	\$0	\$0	\$0				\$0
\$0	\$459,000	\$0	\$459,000	ROAD DESIGN PANKRATZ-INTERNATL	\$0	\$0	\$0				\$0
\$4,601,736	\$17,506,926	\$1,381,382	\$17,506,926	COMBINED FEDERAL PROJECTS	\$2,680,000	\$2,680,000	\$2,680,000			\$2,680,000	\$2,680,000
\$0	\$62,122	\$0	\$62,122	END LOADER	\$0	\$0	\$0				\$0
(\$14,487,366)	(\$18,404,142)	\$0	(\$18,404,142)	FIXED ASSET ADDITIONS-CAP BDGT	(\$5,930,000)	(\$5,930,000)	(\$5,930,000)			(\$5,930,000)	(\$5,930,000)
\$0	\$106,725	\$106,144	\$106,725	FRICITION TESTER	\$0	\$0	\$0				\$0
\$0	\$163,275	\$0	\$163,275	MOWING/SNOW REMOVAL TRACTOR	\$0	\$0	\$0				\$0
\$105,972	\$0	\$0	\$0	PATROL TRUCK AND PLOW	\$0	\$0	\$0				\$0
\$0	\$210,094	\$0	\$210,094	SNOW REMOVAL EQUIPMENT	\$0	\$0	\$0				\$0

DANE COUNTY  
2024 CAPITAL PROJECTS BUDGET

2022 ACTUAL	2023			2024						
	MODIFIED BUDGET	EXP. THRU 6/30/23	TOTAL EST. EXPEND.	AGENCY REQUEST	EXECUTIVE RECOMM.	ADOPTED APPROP.	OUTSIDE REVENUE	EQUITY APPLIED	BORROWING PROCEEDS	TOTAL SOURCES
<b>PUBLIC WORKS, cont. **</b>				<b>AIRPORT, cont.</b>						
\$0	\$355,000	\$0	\$355,000		\$0	\$0	\$0			\$0
\$0	\$0	\$0	\$0	\$3,250,000	\$3,250,000	\$3,250,000	\$3,250,000			\$3,250,000
\$0	\$0	\$0	\$0	\$750,000	\$750,000	\$750,000		\$750,000		\$750,000
\$0	\$192,000	\$0	\$192,000	\$0	\$0	\$0				\$0
\$0	(\$192,000)	\$0	(\$192,000)	(\$977,000)	(\$977,000)	(\$977,000)		(\$977,000)		(\$977,000)
\$0	\$0	\$0	\$0	\$227,000	\$227,000	\$227,000		\$227,000		\$227,000
\$9,340	\$2,432,033	\$0	\$2,432,033	\$4,475,000	\$4,475,000	\$4,475,000		\$4,475,000		\$4,475,000
\$0	(\$15,622,034)	\$0	(\$15,622,034)	(\$4,475,000)	(\$4,475,000)	(\$4,475,000)		(\$4,475,000)	\$0	(\$4,475,000)
(\$188)	\$13,035,001	\$0	\$13,035,001	\$0	\$0	\$0				\$0
\$0	\$155,000	\$0	\$155,000	\$0	\$0	\$0				\$0
\$0	\$786,300	\$0	\$786,300	\$0	\$0	\$0				\$0
\$0	\$6,345,806	\$0	\$6,345,806	\$0	\$0	\$0				\$0
(\$31,129,549)	(\$88,391,163)	\$0	(\$88,391,163)	(\$3,350,000)	(\$3,350,000)	(\$3,350,000)		(\$3,350,000)		(\$3,350,000)
\$0	\$0	\$0	\$0	\$150,000	\$150,000	\$150,000		\$150,000		\$150,000
\$0	\$165,000	\$0	\$165,000	\$0	\$0	\$0				\$0
\$0	\$258,321	\$0	\$258,321	\$0	\$0	\$0				\$0
\$28,978,189	\$80,772,436	\$12,820,063	\$80,772,436	\$3,200,000	\$3,200,000	\$3,200,000		\$3,200,000		\$3,200,000
\$0	\$63,300	\$21,120	\$63,300	\$0	\$0	\$0				\$0
(\$11,987,779)	\$0	\$14,328,709	\$0	\$0	\$0	\$0	\$3,250,000	(\$3,250,000)	\$0	\$0
\$4,331,543	\$64,374,539	\$20,504,401	\$64,374,539	\$15,360,000	\$15,360,000	\$20,860,000	\$3,525,000	(\$3,250,000)	\$20,585,000	\$20,860,000
\$49,127,071	\$493,063,565	\$55,422,593	\$493,063,566	\$120,174,900	\$149,781,700	\$179,216,700	\$17,020,900	(\$3,286,900)	\$165,482,700	\$179,216,700



**DANE COUNTY, WISCONSIN**

## VII.(b) PROJECT DETAIL SUMMARIES





# CAPITAL PROJECT DETAIL SHEET

Year: 2024

Fund: CAPITAL PROJECTS FUND

Org: COBRDCAP

Agency: COUNTY BOARD

Account: 58016: AV REPLACE 3RD FLOOR MTG. RMS.

PROJECT TITLE	PROJECT COST COMPONENTS (budget year)																																												
AV Equipment Replace 3rd Floor Meeting Rooms	<table border="1" style="width: 100%; border-collapse: collapse;"> <thead> <tr> <th style="text-align: left;">Quantity and/or descriptive information</th> <th style="text-align: right;">Cost</th> </tr> </thead> <tbody> <tr> <td>Samsung displays</td> <td style="text-align: right;">\$ 15,000</td> </tr> <tr> <td>Shure microphones</td> <td></td> </tr> <tr> <td>Vaddio cameras</td> <td></td> </tr> <tr> <td>Crestron system components</td> <td></td> </tr> <tr> <td style="text-align: right;"><b>TOTAL</b></td> <td style="text-align: right;"><b>\$ 15,000</b></td> </tr> </tbody> </table>			Quantity and/or descriptive information	Cost	Samsung displays	\$ 15,000	Shure microphones		Vaddio cameras		Crestron system components		<b>TOTAL</b>	<b>\$ 15,000</b>																														
Quantity and/or descriptive information	Cost																																												
Samsung displays	\$ 15,000																																												
Shure microphones																																													
Vaddio cameras																																													
Crestron system components																																													
<b>TOTAL</b>	<b>\$ 15,000</b>																																												
PROJECT DESCRIPTION / JUSTIFICATION / LOCATION																																													
<p>The warranty on audio visual equipment in the City County Building 3rd floor meeting rooms will expire in 2024. If hardware such as microphones, cameras, or system components break, it will need to be replaced. This amount will allow equipment to be replaced and the heavily-used meeting rooms to remain functional.</p>	<table border="1" style="width: 100%; border-collapse: collapse;"> <thead> <tr> <th colspan="3" data-bbox="1213 987 2034 1036">NON-DEBT REVENUE SOURCE (Type/Object/Description/2024 Amount)</th> </tr> <tr> <td style="width: 5%; text-align: center;">N</td> <td style="width: 80%;">NONE</td> <td style="width: 15%; text-align: right;">\$ 0</td> </tr> <tr> <th colspan="2" data-bbox="1213 1084 1677 1133">PROJECT FINANCIAL SUMMARY</th> <th style="text-align: center;">2023</th> <th style="text-align: center;">2024</th> </tr> </thead> <tbody> <tr> <td colspan="2" data-bbox="1213 1157 1677 1190"><b>TOTAL EXPENDITURES</b></td> <td style="text-align: right;">\$ 0</td> <td style="text-align: right;">\$ 15,000</td> </tr> <tr> <td colspan="2" data-bbox="1213 1214 1677 1247"><b>PROJECT FUNDING SOURCES</b></td> <td></td> <td></td> </tr> <tr> <td colspan="2" data-bbox="1213 1255 1677 1287">DEBT</td> <td style="text-align: right;">\$ 0</td> <td style="text-align: right;">\$ 15,000</td> </tr> <tr> <td colspan="2" data-bbox="1213 1295 1677 1328">FEDERAL</td> <td style="text-align: right;">0</td> <td style="text-align: right;">0</td> </tr> <tr> <td colspan="2" data-bbox="1213 1336 1677 1369">STATE</td> <td style="text-align: right;">0</td> <td style="text-align: right;">0</td> </tr> <tr> <td colspan="2" data-bbox="1213 1377 1677 1409">MUNICIPAL</td> <td style="text-align: right;">0</td> <td style="text-align: right;">0</td> </tr> <tr> <td colspan="2" data-bbox="1213 1417 1677 1450">OTHER</td> <td style="text-align: right;">0</td> <td style="text-align: right;">0</td> </tr> <tr> <td colspan="2" data-bbox="1213 1466 1677 1498"><b>TOTAL FUNDING SOURCES</b></td> <td style="text-align: right;"><b>\$ 0</b></td> <td style="text-align: right;"><b>\$ 15,000</b></td> </tr> </tbody> </table>			NON-DEBT REVENUE SOURCE (Type/Object/Description/2024 Amount)			N	NONE	\$ 0	PROJECT FINANCIAL SUMMARY		2023	2024	<b>TOTAL EXPENDITURES</b>		\$ 0	\$ 15,000	<b>PROJECT FUNDING SOURCES</b>				DEBT		\$ 0	\$ 15,000	FEDERAL		0	0	STATE		0	0	MUNICIPAL		0	0	OTHER		0	0	<b>TOTAL FUNDING SOURCES</b>		<b>\$ 0</b>	<b>\$ 15,000</b>
NON-DEBT REVENUE SOURCE (Type/Object/Description/2024 Amount)																																													
N	NONE	\$ 0																																											
PROJECT FINANCIAL SUMMARY		2023	2024																																										
<b>TOTAL EXPENDITURES</b>		\$ 0	\$ 15,000																																										
<b>PROJECT FUNDING SOURCES</b>																																													
DEBT		\$ 0	\$ 15,000																																										
FEDERAL		0	0																																										
STATE		0	0																																										
MUNICIPAL		0	0																																										
OTHER		0	0																																										
<b>TOTAL FUNDING SOURCES</b>		<b>\$ 0</b>	<b>\$ 15,000</b>																																										





# CAPITAL PROJECT DETAIL SHEET

**Year:** 2024

**Fund:** CAPITAL PROJECTS FUND

**Org:** COBRDCAP

**Agency:** COUNTY BOARD

**Account:** 58015: AV REPLACEMENT IN CHAMBERS

PROJECT TITLE	PROJECT COST COMPONENTS (budget year)														
AV Equipment Replacement Chambers	<table border="1" style="width: 100%; border-collapse: collapse;"> <thead> <tr> <th style="text-align: left;"><u>Quantity and/or descriptive information</u></th> <th style="text-align: right;"><u>Cost</u></th> </tr> </thead> <tbody> <tr> <td>Samsung AV products like displays</td> <td style="text-align: right;">\$ 30,000</td> </tr> <tr> <td>Shure AV products like microphones</td> <td></td> </tr> <tr> <td>Vaddio AV products like cameras</td> <td></td> </tr> <tr> <td>Crestron AV products like system components</td> <td></td> </tr> <tr> <td style="text-align: right;"><b>TOTAL</b></td> <td style="text-align: right;"><b>\$ 30,000</b></td> </tr> </tbody> </table>			<u>Quantity and/or descriptive information</u>	<u>Cost</u>	Samsung AV products like displays	\$ 30,000	Shure AV products like microphones		Vaddio AV products like cameras		Crestron AV products like system components		<b>TOTAL</b>	<b>\$ 30,000</b>
<u>Quantity and/or descriptive information</u>	<u>Cost</u>														
Samsung AV products like displays	\$ 30,000														
Shure AV products like microphones															
Vaddio AV products like cameras															
Crestron AV products like system components															
<b>TOTAL</b>	<b>\$ 30,000</b>														
PROJECT DESCRIPTION / JUSTIFICATION / LOCATION	<p>The warranty on some audio visual equipment in the City County Building chambers will expire in 2024. If hardware such as microphones, displays, cameras, or the system controller breaks, it will need to be replaced. This amount will allow equipment to be replaced and the room remain functional. The City of Madison Municipal Court and Common Council also use this room and cover half of any expense.</p>														
<b>NON-DEBT REVENUE SOURCE (Type/Object/Description/2024 Amount)</b>															
M	NEW	CITY OF MADISON	\$ 15,000												
PROJECT FINANCIAL SUMMARY		2023	2024												
<b>TOTAL EXPENDITURES</b>		\$ 0	\$ 30,000												
<b>PROJECT FUNDING SOURCES</b>															
DEBT		\$ 0	\$ 15,000												
FEDERAL		0	0												
STATE		0	0												
MUNICIPAL CITY OF MADISON		0	15,000												
OTHER		0	0												
<b>TOTAL FUNDING SOURCES</b>		\$ 0	\$ 30,000												



# CAPITAL PROJECT DETAIL SHEET

**Year:** 2024

**Fund:** CAPITAL PROJECTS FUND

**Org:** COEXECCP

**Agency:** EXECUTIVE

**Account:** 51077: CCB LAND ACKNOWLEDGMNT PROJECT

PROJECT TITLE	PROJECT COST COMPONENTS (budget year)		
City County Building Land Acknowledgement Project	<u>Quantity and/or descriptive information</u>		<u>Cost</u>
<b>PROJECT DESCRIPTION / JUSTIFICATION / LOCATION</b>	Land Acknowledgement Project		\$ 10,000
<p>Dane County occupies the ancestral, traditional, and contemporary lands of the Očhéthi Šakówiŋ, Ho-Chunk, Myaamia, Sauk and Meskwaki, Peoria, and Kiikaapoi nations. This project will be managed by the Office of Cultural Affairs and involves the working with an artist/artists to install a mural or sculpture that acknowledges the land that Dane County occupies. The Office of Cultural Affairs will need to work with various city and county bodies in the siting of the artwork, including the City County Liaison Committee and the City Plan Commission.</p>	<b>TOTAL</b>		<b>\$ 10,000</b>
	<b>NON-DEBT REVENUE SOURCE (Type/Object/Description/2024 Amount)</b>		
	N	NONE	\$ 0
<b>PROJECT FINANCIAL SUMMARY</b>		<b>2023</b>	<b>2024</b>
<b>TOTAL EXPENDITURES</b>		\$ 0	\$ 10,000
<b>PROJECT FUNDING SOURCES</b>			
DEBT		\$ 0	\$ 10,000
FEDERAL		0	0
STATE		0	0
MUNICIPAL		0	0
OTHER		0	0
<b>TOTAL FUNDING SOURCES</b>		<b>\$ 0</b>	<b>\$ 10,000</b>



# CAPITAL PROJECT DETAIL SHEET

Year: 2024

Fund: CAPITAL PROJECTS FUND

Org: CPCLERK

Agency: COUNTY CLERK

Account: 57373: ELECTION SECURITY & RELOCATION

PROJECT TITLE	PROJECT COST COMPONENTS (budget year)	
ELECTION SECURITY UPGRADE & RELOCATION PROJECT	<u>Quantity and/or descriptive information</u>	<u>Cost</u>
<b>PROJECT DESCRIPTION / JUSTIFICATION / LOCATION</b>		
<p>The current facilities are inadequate to properly protect staff and election equipment and materials due to ongoing threats to staff and elections in general. Project will include co-location space for all municipalities for equipment and ballot storage.</p> <p>PROJECT COMPONENTS: SITE ACQUISITION PLANNING &amp; DESIGN FURNITURE/EQUIPMENT</p> <p>The 2024 request is to supplement the already approved amount in 2023 based upon current consultant-provided cost estimates.</p>		3,000,000
	<b>TOTAL \$</b>	<b>3,000,000</b>
	<b>NON-DEBT REVENUE SOURCE (Type/Object/Description/2024 Amount)</b>	
	N NONE	\$ 0
	<b>PROJECT FINANCIAL SUMMARY</b>	<b>2023</b>
	<b>TOTAL EXPENDITURES</b>	<b>2024</b>
	\$ 16,000,000	\$ 3,000,000
	<b>PROJECT FUNDING SOURCES</b>	
	\$ 16,000,000	\$ 3,000,000
	DEBT	\$ 3,000,000
	FEDERAL	0
	STATE	0
	MUNICIPAL	0
	OTHER	0
	<b>TOTAL FUNDING SOURCES</b>	<b>\$ 3,000,000</b>
	\$ 16,000,000	\$ 3,000,000



# CAPITAL PROJECT DETAIL SHEET

Year: 2024 Fund: CAPITAL PROJECTS FUND  
 Org: CPADMIN Agency: ADMINISTRATION  
 Account: 57639: HO-CHUNK HISTORY CENTER

PROJECT TITLE	PROJECT COST COMPONENTS (budget year)	
Ho-Chunk History Center	<u>Quantity and/or descriptive information</u>	<u>Cost</u>
<b>PROJECT DESCRIPTION / JUSTIFICATION / LOCATION</b>	County Support for Center Development	\$ 2,000,000
<p>A local non-profit, HC Squared, Inc. is seeking to forward a mixed use development project. The project would include housing units, commercial space and incorporate a Ho-Chunk history and cultural center. This capital project would provide county support for the cultural center portion of the project.</p>	<b>TOTAL \$ 2,000,000</b>	
<b>NON-DEBT REVENUE SOURCE (Type/Object/Description/2024 Amount)</b>		
N	NONE	\$ 0
<b>PROJECT FINANCIAL SUMMARY</b>		<b>2023</b>
	<b>2024</b>	
<b>TOTAL EXPENDITURES</b>	\$ 0	\$ 2,000,000
<b>PROJECT FUNDING SOURCES</b>		
DEBT	\$ 0	\$ 2,000,000
FEDERAL	0	0
STATE	0	0
MUNICIPAL	0	0
OTHER	0	0
<b>TOTAL FUNDING SOURCES</b>	<b>\$ 0</b>	<b>\$ 2,000,000</b>



# CAPITAL PROJECT DETAIL SHEET

**Year:** 2024      **Fund:** CAPITAL PROJECTS FUND  
**Org:** CPADMIN      **Agency:** ADMINISTRATION  
**Account:** 57740: LEARNING MANAGEMENT SOFTWARE

PROJECT TITLE	PROJECT COST COMPONENTS (budget year)	
Learning Management Software	<u>Quantity and/or descriptive information</u>	<u>Cost</u>
<b>PROJECT DESCRIPTION / JUSTIFICATION / LOCATION</b>	Learning Management Software      \$      58,500	
Acquire, install, and configure the Learn Module for NEOGOV. The Learn Module would add a Learning Management System on to the existing NEOGOV module. This system would provide a centralized training solution, with a library of courses, development programs, and would track completed trainings.	<b>TOTAL \$      58,500</b>	
<b>NON-DEBT REVENUE SOURCE (Type/Object/Description/2024 Amount)</b>		
N	NONE	\$      0
<b>PROJECT FINANCIAL SUMMARY</b>		
	<b>2023</b>	<b>2024</b>
<b>TOTAL EXPENDITURES</b>	\$      0	\$      58,500
<b>PROJECT FUNDING SOURCES</b>		
DEBT	\$      0	\$      58,500
FEDERAL	0	0
STATE	0	0
MUNICIPAL	0	0
OTHER	0	0
<b>TOTAL FUNDING SOURCES</b>	\$      0	\$      58,500



# CAPITAL PROJECT DETAIL SHEET

**Year:** 2024  
**Org:** CPADMIN  
**Account:** 57812: MENS SHELTER PROJECT

**Fund:** CAPITAL PROJECTS FUND  
**Agency:** ADMINISTRATION

PROJECT TITLE	PROJECT COST COMPONENTS (budget year)							
Men's Shelter Project	<u>Quantity and/or descriptive information</u>	<u>Cost</u>						
<b>PROJECT DESCRIPTION / JUSTIFICATION / LOCATION</b>	<table border="1" style="width: 100%; border-collapse: collapse;"> <tr> <td style="width: 80%;">Men's Shelter Acquisition Project</td> <td style="width: 10%; text-align: center;">\$</td> <td style="width: 10%; text-align: right;">1,500,000</td> </tr> <tr> <td colspan="2" style="text-align: right;"><b>TOTAL</b></td> <td style="text-align: right;"><b>\$ 1,500,000</b></td> </tr> </table>		Men's Shelter Acquisition Project	\$	1,500,000	<b>TOTAL</b>		<b>\$ 1,500,000</b>
Men's Shelter Acquisition Project	\$	1,500,000						
<b>TOTAL</b>		<b>\$ 1,500,000</b>						
<p>During the COVID-19 pandemic, it became clear that current facilities focused on providing overnight shelter for men experiencing homelessness were inadequate to provide necessary social distancing. The existing shelter facilities have ceased operations and are in need of replacement. The City of Madison is developing a comprehensive shelter facility on Bartillon Drive. Recent estimates show development and construction costs will likely exceed currently allocated resources between the City and the County. The cumulative county allocations will be available to the City pursuant to an intergovernmental agreement to help complete the project.</p>	<b>NON-DEBT REVENUE SOURCE (Type/Object/Description/2024 Amount)</b>							
	N	NONE	\$ 0					
	<b>PROJECT FINANCIAL SUMMARY</b>							
		<b>2023</b>	<b>2024</b>					
	<b>TOTAL EXPENDITURES</b>	\$ 6,000,000	\$ 1,500,000					
	<b>PROJECT FUNDING SOURCES</b>							
	DEBT	\$ 6,000,000	\$ 1,500,000					
	FEDERAL	0	0					
	STATE	0	0					
	MUNICIPAL	0	0					
OTHER	0	0						
<b>TOTAL FUNDING SOURCES</b>								
	\$ 6,000,000	\$ 1,500,000						



# CAPITAL PROJECT DETAIL SHEET

Year: 2024

Fund: CAPITAL PROJECTS FUND

Org: CPADMIN

Agency: ADMINISTRATION

Account: 58526: SECOND HARVEST FOOD PANTRY

PROJECT TITLE	PROJECT COST COMPONENTS (budget year)																																												
Second Harvest Food Pantry Project	<table border="1"> <thead> <tr> <th data-bbox="1220 345 1858 375">Quantity and/or descriptive information</th> <th data-bbox="1858 345 2032 375">Cost</th> </tr> </thead> <tbody> <tr> <td data-bbox="1220 402 1858 431">County Support for New Food Pantry Facility</td> <td data-bbox="1858 402 2032 431">\$ 4,000,000</td> </tr> <tr> <td colspan="2" data-bbox="1220 954 2032 984" style="text-align: right;"><b>TOTAL \$ 4,000,000</b></td> </tr> </tbody> </table>			Quantity and/or descriptive information	Cost	County Support for New Food Pantry Facility	\$ 4,000,000	<b>TOTAL \$ 4,000,000</b>																																					
Quantity and/or descriptive information	Cost																																												
County Support for New Food Pantry Facility	\$ 4,000,000																																												
<b>TOTAL \$ 4,000,000</b>																																													
PROJECT DESCRIPTION / JUSTIFICATION / LOCATION																																													
<p>Second Harvest Food Bank is embarking on the development of a new food pantry facility to better serve the community. This project provides support through the county purchase of a portion of the facility and a leaseback to the pantry. The total estimated cost of the facility is approximately \$30 million.</p>	<table border="1"> <thead> <tr> <th colspan="3" data-bbox="1220 992 2032 1037">NON-DEBT REVENUE SOURCE (Type/Object/Description/2024 Amount)</th> </tr> </thead> <tbody> <tr> <td data-bbox="1220 1044 1262 1073">N</td> <td data-bbox="1262 1044 1858 1073">NONE</td> <td data-bbox="1858 1044 2032 1073">\$ 0</td> </tr> <tr> <th colspan="2" data-bbox="1220 1089 1682 1135">PROJECT FINANCIAL SUMMARY</th> <th data-bbox="1682 1089 1858 1135">2023</th> <th data-bbox="1858 1089 2032 1135">2024</th> </tr> <tr> <td colspan="2" data-bbox="1220 1157 1682 1187"><b>TOTAL EXPENDITURES</b></td> <td data-bbox="1682 1157 1858 1187">\$ 0</td> <td data-bbox="1858 1157 2032 1187">\$ 4,000,000</td> </tr> <tr> <th colspan="2" data-bbox="1220 1209 1682 1239">PROJECT FUNDING SOURCES</th> <td></td> <td></td> </tr> <tr> <td colspan="2" data-bbox="1220 1255 1682 1284">DEBT</td> <td data-bbox="1682 1255 1858 1284">\$ 0</td> <td data-bbox="1858 1255 2032 1284">\$ 4,000,000</td> </tr> <tr> <td colspan="2" data-bbox="1220 1300 1682 1330">FEDERAL</td> <td data-bbox="1682 1300 1858 1330">0</td> <td data-bbox="1858 1300 2032 1330">0</td> </tr> <tr> <td colspan="2" data-bbox="1220 1346 1682 1375">STATE</td> <td data-bbox="1682 1346 1858 1375">0</td> <td data-bbox="1858 1346 2032 1375">0</td> </tr> <tr> <td colspan="2" data-bbox="1220 1391 1682 1421">MUNICIPAL</td> <td data-bbox="1682 1391 1858 1421">0</td> <td data-bbox="1858 1391 2032 1421">0</td> </tr> <tr> <td colspan="2" data-bbox="1220 1437 1682 1466">OTHER</td> <td data-bbox="1682 1437 1858 1466">0</td> <td data-bbox="1858 1437 2032 1466">0</td> </tr> <tr> <td colspan="2" data-bbox="1220 1482 1682 1511"><b>TOTAL FUNDING SOURCES</b></td> <td data-bbox="1682 1482 1858 1511">\$ 0</td> <td data-bbox="1858 1482 2032 1511">\$ 4,000,000</td> </tr> </tbody> </table>			NON-DEBT REVENUE SOURCE (Type/Object/Description/2024 Amount)			N	NONE	\$ 0	PROJECT FINANCIAL SUMMARY		2023	2024	<b>TOTAL EXPENDITURES</b>		\$ 0	\$ 4,000,000	PROJECT FUNDING SOURCES				DEBT		\$ 0	\$ 4,000,000	FEDERAL		0	0	STATE		0	0	MUNICIPAL		0	0	OTHER		0	0	<b>TOTAL FUNDING SOURCES</b>		\$ 0	\$ 4,000,000
NON-DEBT REVENUE SOURCE (Type/Object/Description/2024 Amount)																																													
N	NONE	\$ 0																																											
PROJECT FINANCIAL SUMMARY		2023	2024																																										
<b>TOTAL EXPENDITURES</b>		\$ 0	\$ 4,000,000																																										
PROJECT FUNDING SOURCES																																													
DEBT		\$ 0	\$ 4,000,000																																										
FEDERAL		0	0																																										
STATE		0	0																																										
MUNICIPAL		0	0																																										
OTHER		0	0																																										
<b>TOTAL FUNDING SOURCES</b>		\$ 0	\$ 4,000,000																																										



# CAPITAL PROJECT DETAIL SHEET

**Year:** 2024  
**Org:** CPADMIN  
**Account:** 58923: VEHICLE & EQUIPMENT REPLACEMNT

**Fund:** CAPITAL PROJECTS FUND  
**Agency:** ADMINISTRATION

PROJECT TITLE	PROJECT COST COMPONENTS (budget year)	
Public Works Fleet - Electric Vehicle Purchase	<u>Quantity and/or descriptive information</u>	<u>Cost</u>
<b>PROJECT DESCRIPTION / JUSTIFICATION / LOCATION</b>	3 Hyundai Ionic 5 ( or equivalent )	\$ 53,000
		53,000
		53,000
	<b>TOTAL</b>	<b>\$ 159,000</b>
	<b>NON-DEBT REVENUE SOURCE (Type/Object/Description/2024 Amount)</b>	
N	NONE	\$ 0
<b>PROJECT FINANCIAL SUMMARY</b>		
	<b>2023</b>	<b>2024</b>
<b>TOTAL EXPENDITURES</b>	\$ 0	\$ 159,000
<b>PROJECT FUNDING SOURCES</b>		
DEBT	\$ 0	\$ 159,000
FEDERAL _____	0	0
STATE _____	0	0
MUNICIPAL _____	0	0
OTHER _____	0	0
<b>TOTAL FUNDING SOURCES</b>	<b>\$ 0</b>	<b>\$ 159,000</b>





# CAPITAL PROJECT DETAIL SHEET

**Year:** 2024

**Fund:** CAPITAL PROJECTS FUND

**Org:** CPFACCCB

**Agency:** ADMINISTRATION

**Account:** 57168: CCB AIR HANDLING UNIT REPLACE

PROJECT TITLE	PROJECT COST COMPONENTS (budget year)	
CCB Air Handler Unit Replacement	<u>Quantity and/or descriptive information</u>	<u>Cost</u>
<b>PROJECT DESCRIPTION / JUSTIFICATION / LOCATION</b>	Additional funds are needed to replace Air Handler Unit #7 at the City County Building.	
<p>Description/Location: Funding requested to supplement the \$500,000 that was allocated in 2022 (CPFACCCB 57168) to replace the Air handler Unit #7, which serves the Juvenile Detention and Reception areas in the City County Building.</p> <p>Justification: Air Handler Unit #7 is at end of life and in need of replacement. The additional funding is needed to cover the increased cost of materials.</p>	\$ 250,000	
	<b>TOTAL \$ 250,000</b>	
<b>NON-DEBT REVENUE SOURCE (Type/Object/Description/2024 Amount)</b>		
M	84340 CITY SHARE OF JOINT BLDG EXPNS	\$ 102,000
<b>PROJECT FINANCIAL SUMMARY</b>		
	<b>2023</b>	<b>2024</b>
<b>TOTAL EXPENDITURES</b>	\$ 0	\$ 250,000
<b>PROJECT FUNDING SOURCES</b>		
DEBT	\$ 0	\$ 148,000
FEDERAL	0	0
STATE	0	0
MUNICIPAL <u>City of Madison</u>	0	102,000
OTHER	0	0
<b>TOTAL FUNDING SOURCES</b>	<b>\$ 0</b>	<b>\$ 250,000</b>



# CAPITAL PROJECT DETAIL SHEET

**Year:** 2024

**Fund:** CAPITAL PROJECTS FUND

**Org:** CPFACCCB

**Agency:** ADMINISTRATION

**Account:** NEW: CCB CHILLER PUMP REPLACEMENT

PROJECT TITLE	PROJECT COST COMPONENTS (budget year)							
CCB Chiller Pump Replacement								
PROJECT DESCRIPTION / JUSTIFICATION / LOCATION	<table border="1"> <thead> <tr> <th style="text-align: left;"><u>Quantity and/or descriptive information</u></th> <th style="text-align: right;"><u>Cost</u></th> </tr> </thead> <tbody> <tr> <td>Replacement of 2 chiller pumps and associated piping and drives. Funding includes allocation for engineering services to design replacement pump system.</td> <td style="text-align: right;">\$ 500,000</td> </tr> <tr> <td style="text-align: right;"><b>TOTAL</b></td> <td style="text-align: right;"><b>\$ 500,000</b></td> </tr> </tbody> </table>		<u>Quantity and/or descriptive information</u>	<u>Cost</u>	Replacement of 2 chiller pumps and associated piping and drives. Funding includes allocation for engineering services to design replacement pump system.	\$ 500,000	<b>TOTAL</b>	<b>\$ 500,000</b>
<u>Quantity and/or descriptive information</u>	<u>Cost</u>							
Replacement of 2 chiller pumps and associated piping and drives. Funding includes allocation for engineering services to design replacement pump system.	\$ 500,000							
<b>TOTAL</b>	<b>\$ 500,000</b>							
<p>Description/Location: Funding requested for design and construction to replace 2 chiller pumps, re-engineer associated piping and install variable frequency drives.</p> <p>Justification: The existing chiller pumps are at end of life and the existing system is not engineered to meet current performance or energy efficiency standards.</p>								
	NON-DEBT REVENUE SOURCE (Type/Object/Description/2024 Amount)							
	M 84340 CITY SHARE OF JOINT BLDG EXPNS	\$ 204,000						
PROJECT FINANCIAL SUMMARY	2023	2024						
<b>TOTAL EXPENDITURES</b>	\$ 0	\$ 500,000						
<b>PROJECT FUNDING SOURCES</b>								
DEBT	\$ 0	\$ 296,000						
FEDERAL _____	0	0						
STATE _____	0	0						
MUNICIPAL City of Madison _____	0	204,000						
OTHER _____	0	0						
<b>TOTAL FUNDING SOURCES</b>	<b>\$ 0</b>	<b>\$ 500,000</b>						



# CAPITAL PROJECT DETAIL SHEET

Year: 2024

Fund: CAPITAL PROJECTS FUND

Org: CPFACCCB

Agency: ADMINISTRATION

Account: NEW: CCB LIGHTING CONTROLS AND HUBS

PROJECT TITLE	PROJECT COST COMPONENTS (budget year)																																												
CCB Lighting Control Hubs and Hallway Lighting Controls	<table border="1"> <thead> <tr> <th data-bbox="1220 347 1856 375"><u>Quantity and/or descriptive information</u></th> <th data-bbox="1856 347 2028 375"><u>Cost</u></th> </tr> </thead> <tbody> <tr> <td data-bbox="1220 402 1856 467">Install and Program Smart Lighting Controls in the City County Building</td> <td data-bbox="1856 402 2028 467">\$ 200,000</td> </tr> <tr> <td colspan="2" data-bbox="1220 954 2028 982" style="text-align: right;"><b>TOTAL \$ 200,000</b></td> </tr> </tbody> </table>			<u>Quantity and/or descriptive information</u>	<u>Cost</u>	Install and Program Smart Lighting Controls in the City County Building	\$ 200,000	<b>TOTAL \$ 200,000</b>																																					
<u>Quantity and/or descriptive information</u>	<u>Cost</u>																																												
Install and Program Smart Lighting Controls in the City County Building	\$ 200,000																																												
<b>TOTAL \$ 200,000</b>																																													
PROJECT DESCRIPTION / JUSTIFICATION / LOCATION																																													
<p>Location/Description: This funding would allow for the installation of smart lighting controls to be installed in common areas and departmental suites of the City County Building.</p> <p>Justification: Installing smart lighting controls at the City County Building will reduce the energy consumption of the facility through the use of occupancy sensors and will further increase the energy efficiency of the facility through integration with the building HVAC system.</p>	<table border="1"> <thead> <tr> <th colspan="3" data-bbox="1220 992 2028 1036">NON-DEBT REVENUE SOURCE (Type/Object/Description/2024 Amount)</th> </tr> </thead> <tbody> <tr> <td data-bbox="1220 1040 1262 1073">M</td> <td data-bbox="1262 1040 1856 1073">84340 CITY SHARE OF JOINT BLDG EXPNS</td> <td data-bbox="1856 1040 2028 1073">\$ 81,600</td> </tr> <tr> <th colspan="2" data-bbox="1220 1089 1682 1133">PROJECT FINANCIAL SUMMARY</th> <th data-bbox="1682 1089 1856 1133">2023</th> <th data-bbox="1856 1089 2028 1133">2024</th> </tr> <tr> <td colspan="2" data-bbox="1220 1154 1682 1187"><b>TOTAL EXPENDITURES</b></td> <td data-bbox="1682 1154 1856 1187">\$ 0</td> <td data-bbox="1856 1154 2028 1187">\$ 200,000</td> </tr> <tr> <td colspan="2" data-bbox="1220 1214 1682 1247"><b>PROJECT FUNDING SOURCES</b></td> <td colspan="2" data-bbox="1682 1214 2028 1247"></td> </tr> <tr> <td colspan="2" data-bbox="1220 1252 1682 1284">DEBT</td> <td data-bbox="1682 1252 1856 1284">\$ 0</td> <td data-bbox="1856 1252 2028 1284">\$ 118,400</td> </tr> <tr> <td colspan="2" data-bbox="1220 1295 1682 1328">FEDERAL</td> <td data-bbox="1682 1295 1856 1328">0</td> <td data-bbox="1856 1295 2028 1328">0</td> </tr> <tr> <td colspan="2" data-bbox="1220 1339 1682 1372">STATE</td> <td data-bbox="1682 1339 1856 1372">0</td> <td data-bbox="1856 1339 2028 1372">0</td> </tr> <tr> <td colspan="2" data-bbox="1220 1383 1682 1416">MUNICIPAL <u>City of Madison</u></td> <td data-bbox="1682 1383 1856 1416">0</td> <td data-bbox="1856 1383 2028 1416">81,600</td> </tr> <tr> <td colspan="2" data-bbox="1220 1427 1682 1459">OTHER</td> <td data-bbox="1682 1427 1856 1459">0</td> <td data-bbox="1856 1427 2028 1459">0</td> </tr> <tr> <td colspan="2" data-bbox="1220 1471 1682 1503"><b>TOTAL FUNDING SOURCES</b></td> <td data-bbox="1682 1471 1856 1503">\$ 0</td> <td data-bbox="1856 1471 2028 1503">\$ 200,000</td> </tr> </tbody> </table>			NON-DEBT REVENUE SOURCE (Type/Object/Description/2024 Amount)			M	84340 CITY SHARE OF JOINT BLDG EXPNS	\$ 81,600	PROJECT FINANCIAL SUMMARY		2023	2024	<b>TOTAL EXPENDITURES</b>		\$ 0	\$ 200,000	<b>PROJECT FUNDING SOURCES</b>				DEBT		\$ 0	\$ 118,400	FEDERAL		0	0	STATE		0	0	MUNICIPAL <u>City of Madison</u>		0	81,600	OTHER		0	0	<b>TOTAL FUNDING SOURCES</b>		\$ 0	\$ 200,000
NON-DEBT REVENUE SOURCE (Type/Object/Description/2024 Amount)																																													
M	84340 CITY SHARE OF JOINT BLDG EXPNS	\$ 81,600																																											
PROJECT FINANCIAL SUMMARY		2023	2024																																										
<b>TOTAL EXPENDITURES</b>		\$ 0	\$ 200,000																																										
<b>PROJECT FUNDING SOURCES</b>																																													
DEBT		\$ 0	\$ 118,400																																										
FEDERAL		0	0																																										
STATE		0	0																																										
MUNICIPAL <u>City of Madison</u>		0	81,600																																										
OTHER		0	0																																										
<b>TOTAL FUNDING SOURCES</b>		\$ 0	\$ 200,000																																										



# CAPITAL PROJECT DETAIL SHEET

**Year:** 2024  
**Org:** CPFACCCB  
**Account:** 58302: CCB MLK FAÇADE WINDOWS & LIGHT

**Fund:** CAPITAL PROJECTS FUND  
**Agency:** ADMINISTRATION

PROJECT TITLE	PROJECT COST COMPONENTS (budget year)								
CCB MLK Façade Windows and Lighting Controls	<table border="1"> <thead> <tr> <th data-bbox="1220 347 1856 375"><u>Quantity and/or descriptive information</u></th> <th data-bbox="1856 347 2026 375"><u>Cost</u></th> </tr> </thead> <tbody> <tr> <td data-bbox="1220 404 1856 545">Upgraded lighting, lighting controls and integration of lighting controls with the HVAC building software program; additional contingency funds for window installation</td> <td data-bbox="1856 404 2026 431" style="text-align: right;">\$ 859,000</td> </tr> <tr> <td colspan="2" data-bbox="1220 951 2026 979" style="text-align: right;"><b>TOTAL \$ 859,000</b></td> </tr> </tbody> </table>			<u>Quantity and/or descriptive information</u>	<u>Cost</u>	Upgraded lighting, lighting controls and integration of lighting controls with the HVAC building software program; additional contingency funds for window installation	\$ 859,000	<b>TOTAL \$ 859,000</b>	
<u>Quantity and/or descriptive information</u>	<u>Cost</u>								
Upgraded lighting, lighting controls and integration of lighting controls with the HVAC building software program; additional contingency funds for window installation	\$ 859,000								
<b>TOTAL \$ 859,000</b>									
PROJECT DESCRIPTION / JUSTIFICATION / LOCATION									
<p>Description/Location: The additional requested funding is needed to compliment DOE grant funding for upgraded lighting and enhanced lighting controls in multiple suites where new windows are scheduled to be installed in the City County Building and also to provide additional contingency funding for the window installation. (CPFACCCB 58302)</p> <p>Justification: The additional funding is necessary to upgrade the lighting and install lighting controls in multiple suites in the City County Building in relationship to the windows replacement as well as ensure adequate contingency funding is available for the window installation project.</p>									
<b>NON-DEBT REVENUE SOURCE (Type/Object/Description/2024 Amount)</b>									
M	84340 CITY SHARE OF JOINT BLDG EXPNS	\$ 350,500							
<b>PROJECT FINANCIAL SUMMARY</b>		<b>2023</b>	<b>2024</b>						
<b>TOTAL EXPENDITURES</b>		\$ 0	\$ 859,000						
<b>PROJECT FUNDING SOURCES</b>									
DEBT		\$ 0	\$ 508,500						
FEDERAL _____		0	0						
STATE _____		0	0						
MUNICIPAL _____ City of Madison		0	350,500						
OTHER _____		0	0						
<b>TOTAL FUNDING SOURCES</b>		<b>\$ 0</b>	<b>\$ 859,000</b>						



# CAPITAL PROJECT DETAIL SHEET

Year: 2024

Fund: CAPITAL PROJECTS FUND

Org: CPFACMGT

Agency: ADMINISTRATION

Account: 58407: DCCH CARPET REPLACEMENT

PROJECT TITLE	PROJECT COST COMPONENTS (budget year)		
DCCH Carpet Replacement			
PROJECT DESCRIPTION / JUSTIFICATION / LOCATION	<u>Quantity and/or descriptive information</u> <span style="float: right;"><u>Cost</u></span>		
<p>Description/Location: Additional funding is requested to replace carpeting in the Dane County Courthouse (CPFACMGT 58407).</p> <p>Justification: Areas of carpeting in the Courthouse are in need of replacement due to excessive wear.</p>	Carpet replacement for areas of the Dane County Courthouse where the carpeting is well worn and at end of life		\$ 150,000
	<b>TOTAL \$</b>		<b>150,000</b>
	NON-DEBT REVENUE SOURCE (Type/Object/Description/2024 Amount)		
N	NONE	\$	0
PROJECT FINANCIAL SUMMARY	2023	2024	
<b>TOTAL EXPENDITURES</b>	\$ 150,000	\$ 150,000	
<b>PROJECT FUNDING SOURCES</b>			
DEBT	\$ 150,000	\$ 150,000	
FEDERAL _____	0	0	
STATE _____	0	0	
MUNICIPAL _____	0	0	
OTHER _____	0	0	
TOTAL FUNDING SOURCES	<b>\$ 150,000</b>	<b>\$ 150,000</b>	



# CAPITAL PROJECT DETAIL SHEET

Year: 2024

Fund: CAPITAL PROJECTS FUND

Org: CPFACMGT

Agency: ADMINISTRATION

Account: NEW: DCCH COOLING TOWER REPLACEMENT

PROJECT TITLE	PROJECT COST COMPONENTS (budget year)																																						
DCCH Cooling Tower Replacements	<u>Quantity and/or descriptive information</u>		<u>Cost</u>																																				
<b>PROJECT DESCRIPTION / JUSTIFICATION / LOCATION</b>	Replacement of cooling towers at the Dane County Courthouse <table border="0" style="width:100%; border:none;"> <tr> <td style="width:80%;"></td> <td style="text-align:right;">\$</td> <td style="text-align:right;">850,000</td> </tr> </table>				\$	850,000																																	
	\$	850,000																																					
<p>Description/Location: Funding requested for the replacement of the cooling towers at the Dane County Courthouse.</p> <p>Justification: The existing cooling towers are no longer water-tight and in need of replacement.</p>	<table border="0" style="width:100%; border:none;"> <tr> <td style="width:80%;"></td> <td style="text-align:right;">TOTAL \$</td> <td style="text-align:right;">850,000</td> </tr> </table> <table border="1" style="width:100%; border-collapse:collapse;"> <thead> <tr> <th colspan="3" data-bbox="1213 987 2049 1036">NON-DEBT REVENUE SOURCE (Type/Object/Description/2024 Amount)</th> </tr> </thead> <tbody> <tr> <td data-bbox="1213 1036 1260 1084">N</td> <td data-bbox="1260 1036 1856 1084">NONE</td> <td data-bbox="1856 1036 2049 1084" style="text-align:right;">\$ 0</td> </tr> </tbody> </table> <table border="1" style="width:100%; border-collapse:collapse;"> <thead> <tr> <th data-bbox="1213 1084 1680 1136">PROJECT FINANCIAL SUMMARY</th> <th data-bbox="1680 1084 1856 1136">2023</th> <th data-bbox="1856 1084 2049 1136">2024</th> </tr> </thead> <tbody> <tr> <td data-bbox="1213 1136 1680 1193"><b>TOTAL EXPENDITURES</b></td> <td data-bbox="1680 1136 1856 1193" style="text-align:right;">\$ 0</td> <td data-bbox="1856 1136 2049 1193" style="text-align:right;">\$ 850,000</td> </tr> <tr> <td colspan="3" data-bbox="1213 1193 1680 1242"><b>PROJECT FUNDING SOURCES</b></td> </tr> <tr> <td data-bbox="1213 1242 1680 1291">DEBT</td> <td data-bbox="1680 1242 1856 1291" style="text-align:right;">\$ 0</td> <td data-bbox="1856 1242 2049 1291" style="text-align:right;">\$ 850,000</td> </tr> <tr> <td data-bbox="1213 1291 1680 1339">FEDERAL</td> <td data-bbox="1680 1291 1856 1339" style="text-align:right;">0</td> <td data-bbox="1856 1291 2049 1339" style="text-align:right;">0</td> </tr> <tr> <td data-bbox="1213 1339 1680 1388">STATE</td> <td data-bbox="1680 1339 1856 1388" style="text-align:right;">0</td> <td data-bbox="1856 1339 2049 1388" style="text-align:right;">0</td> </tr> <tr> <td data-bbox="1213 1388 1680 1437">MUNICIPAL</td> <td data-bbox="1680 1388 1856 1437" style="text-align:right;">0</td> <td data-bbox="1856 1388 2049 1437" style="text-align:right;">0</td> </tr> <tr> <td data-bbox="1213 1437 1680 1469">OTHER</td> <td data-bbox="1680 1437 1856 1469" style="text-align:right;">0</td> <td data-bbox="1856 1437 2049 1469" style="text-align:right;">0</td> </tr> <tr> <td data-bbox="1213 1469 1680 1500"><b>TOTAL FUNDING SOURCES</b></td> <td data-bbox="1680 1469 1856 1500" style="text-align:right;"><b>\$ 0</b></td> <td data-bbox="1856 1469 2049 1500" style="text-align:right;"><b>\$ 850,000</b></td> </tr> </tbody> </table>				TOTAL \$	850,000	NON-DEBT REVENUE SOURCE (Type/Object/Description/2024 Amount)			N	NONE	\$ 0	PROJECT FINANCIAL SUMMARY	2023	2024	<b>TOTAL EXPENDITURES</b>	\$ 0	\$ 850,000	<b>PROJECT FUNDING SOURCES</b>			DEBT	\$ 0	\$ 850,000	FEDERAL	0	0	STATE	0	0	MUNICIPAL	0	0	OTHER	0	0	<b>TOTAL FUNDING SOURCES</b>	<b>\$ 0</b>	<b>\$ 850,000</b>
	TOTAL \$	850,000																																					
NON-DEBT REVENUE SOURCE (Type/Object/Description/2024 Amount)																																							
N	NONE	\$ 0																																					
PROJECT FINANCIAL SUMMARY	2023	2024																																					
<b>TOTAL EXPENDITURES</b>	\$ 0	\$ 850,000																																					
<b>PROJECT FUNDING SOURCES</b>																																							
DEBT	\$ 0	\$ 850,000																																					
FEDERAL	0	0																																					
STATE	0	0																																					
MUNICIPAL	0	0																																					
OTHER	0	0																																					
<b>TOTAL FUNDING SOURCES</b>	<b>\$ 0</b>	<b>\$ 850,000</b>																																					



# CAPITAL PROJECT DETAIL SHEET

**Year:** 2024

**Fund:** CAPITAL PROJECTS FUND

**Org:** CPFACMGT

**Agency:** ADMINISTRATION

**Account:** NEW: DCCH FRONT ENTRANCE REPLACE

PROJECT TITLE	PROJECT COST COMPONENTS (budget year)	
DCCH Front Entrance Replacement	<u>Quantity and/or descriptive information</u>	<u>Cost</u>
PROJECT DESCRIPTION / JUSTIFICATION / LOCATION		
<p>Description/Location: Funding requested for design and construction to replace the front entrance to the Dane County Courthouse.</p> <p>Justification: The configuration of the existing storefront has presented continued safety concerns during periods of increased wind conditions and does not meet ADA compliance for push-pull requirements without continuous adjustments during normal conditions.</p>	<p>Design and reconstruction of front entrance and storefront of the Dane County Courthouse</p> <p style="text-align: right;">\$ 300,000</p>	
	<b>TOTAL</b>	<b>\$ 300,000</b>
NON-DEBT REVENUE SOURCE (Type/Object/Description/2024 Amount)		
N	NONE	\$ 0
PROJECT FINANCIAL SUMMARY		2023
		2024
<b>TOTAL EXPENDITURES</b>		\$ 0
		\$ 300,000
<b>PROJECT FUNDING SOURCES</b>		
DEBT		\$ 0
		\$ 300,000
FEDERAL _____		0
		0
STATE _____		0
		0
MUNICIPAL _____		0
		0
OTHER _____		0
		0
<b>TOTAL FUNDING SOURCES</b>		<b>\$ 0</b>
		<b>\$ 300,000</b>







# CAPITAL PROJECT DETAIL SHEET

Year: 2024 Fund: CAPITAL PROJECTS FUND  
 Org: CPFACMGT Agency: ADMINISTRATION  
 Account: 57379: EAST DISTRICT CAMPUS-GEOTHERML

PROJECT TITLE	PROJECT COST COMPONENTS (budget year)	
East District Campus-Geothermal		
PROJECT DESCRIPTION / JUSTIFICATION / LOCATION	<b>Quantity and/or descriptive information</b> <b>Cost</b>	
<p>Location/Description: This funding would supplement the 2023 budget allocation of \$330,000 (CPFACMGT 57379) for design and construction of a high efficiency geothermal heating and cooling system that leverages waste heat from the RNG facility. The system would be designed to serve existing facilities at the East District Campus, including the East Highway Garage as well as planned future facilities such as the 911 Center.</p> <p>Justification: Transitioning the East District Campus to geothermal heating and cooling will reduce Dane County's use of natural gas and thus reduce our overall greenhouse gas emissions. The project will reduce emissions to zero for the new East District Campus facilities, which is consistent with our leadership on climate action. This project is one of two design projects prioritized out of the benchmarking effort associated with the 2022 Comprehensive Energy Assessment. Staff prioritized this project because the savings are substantial and this is the ideal time to design a system to serve all of the facilities at the East District Campus. Initially the East District Campus received waste heat from the landfill's system to generate electricity from landfill methane. The system design will include feasibility analysis and design for a geothermal system serving the two existing facilities as well as coordination with the 911 Center design and the County Clerk's facility planned for the site.</p>	<p>Funding would supplement 2023 budget allocation of \$330,000 for design and construction of a high efficiency geothermal heating and cooling system that leverages waste heat from the RNG facility at the East District campus.</p> <p style="text-align: right;">\$ 150,000</p>	
	<b>TOTAL \$ 150,000</b>	
	NON-DEBT REVENUE SOURCE (Type/Object/Description/2024 Amount)	
	N NONE	\$ 0
PROJECT FINANCIAL SUMMARY	2023	2024
<b>TOTAL EXPENDITURES</b>	\$ 330,000	\$ 150,000
<b>PROJECT FUNDING SOURCES</b>		
DEBT	\$ 330,000	\$ 150,000
FEDERAL	0	0
STATE	0	0
MUNICIPAL	0	0
OTHER	0	0
<b>TOTAL FUNDING SOURCES</b>	<b>\$ 330,000</b>	<b>\$ 150,000</b>



# CAPITAL PROJECT DETAIL SHEET

**Year:** 2024                      **Fund:** CAPITAL PROJECTS FUND  
**Org:** CPFACMGT                      **Agency:** ADMINISTRATION  
**Account:** NEW: EDC UTILITY INFRASTRUCTURE

PROJECT TITLE	PROJECT COST COMPONENTS (budget year)		
Utility Infrastructure for East District Campus Development			
PROJECT DESCRIPTION / JUSTIFICATION / LOCATION	<b>Quantity and/or descriptive information</b>		
<p>The East District Campus consists of two existing facilities and greenfield space that will accommodate the new Public Safety Communications (911) Facility along with sites for future development. This entire property was annexed into the City of Madison in 2023 and will need to be developed in a manner that meets the needs of the City of Madison Comprehensive Plan, WI DOT and the Dane County Master Plan to meet the needs of the new PSC building that is currently in design.</p> <p>Installation of approved utilities will be achieved through a Developers Agreement with the City of Madison. Scope of infrastructure will include but not be limited to the following components. 1.) Extension of existing water main and establishing a dual feed to provide adequate pressure for fire protection, mechanical and domestic needs of existing and future site development. 2.) Sanitary sewer extension from current termination point on City Hwy AB eastward to allow for facility connection and future expansion. 3.) Comprehensive storm water management plan will dictate construction of approved basins and duct for site development. 4.) Potential requirements for street lighting, sidewalk, paving and fine grading. 5.) Internal facility upgrades as needed to connect to municipal services.</p> <p>Costs for design, bidding, construction and construction administration are all included within this budget request.</p> <p>Without funding this infrastructure and site development the PSC facility construction will not be possible. The Highway and Medical Examiners facilities will remain on well and septic which has proven to be problematic over the years with no redundant water supply. A conceptual brine production facility also will not be possible without a dedicated water supply.</p>		<b>Cost</b>	
	Sanitary Sewer - 2,750 In ft. @ 350	\$	962,500
	Water Main - 3,035 In ft. @ 350		1,062,250
	Loop Closure- Water Main - 3,120 In ft. @ 400		1,248,000
	Storm water - 2,000 In ft. @ 350		700,000
	Paving/ Fine Grading      tons @ 85		150,000
	Lighting		100,000
	Internal facility infrastructure		300,000
	Contingency @ 20%		904,560
		<b>TOTAL \$</b>	<b>5,427,400</b>
	NON-DEBT REVENUE SOURCE (Type/Object/Description/2024 Amount)		
	N	\$ 0	
	<b>PROJECT FINANCIAL SUMMARY</b>		
	<b>2023</b>	<b>2024</b>	
<b>TOTAL EXPENDITURES</b>	\$ 0	\$ 5,427,400	
<b>PROJECT FUNDING SOURCES</b>			
DEBT	\$ 0	\$ 5,427,400	
FEDERAL	0	0	
STATE	0	0	
MUNICIPAL	0	0	
OTHER	0	0	
<b>TOTAL FUNDING SOURCES</b>	<b>\$ 0</b>	<b>\$ 5,427,400</b>	



# CAPITAL PROJECT DETAIL SHEET

**Year:** 2024  
**Org:** CPFACMGT  
**Account:** 57296: FACILITIES CUSTODIAL EQUIP

**Fund:** CAPITAL PROJECTS FUND  
**Agency:** ADMINISTRATION

PROJECT TITLE	PROJECT COST COMPONENTS (budget year)																													
Facilities Custodial Equipment	<table border="1"> <thead> <tr> <th data-bbox="1218 349 1858 380"><u>Quantity and/or descriptive information</u></th> <th data-bbox="1858 349 2039 380"><u>Cost</u></th> </tr> </thead> <tbody> <tr> <td data-bbox="1218 402 1858 467">Replacement custodial equipment used at multiple Facilities Management buildings</td> <td data-bbox="1858 402 2039 467" style="text-align: right;">\$ 15,000</td> </tr> <tr> <td colspan="2" data-bbox="1218 950 2039 982" style="text-align: right;"><b>TOTAL \$ 15,000</b></td> </tr> </tbody> </table>			<u>Quantity and/or descriptive information</u>	<u>Cost</u>	Replacement custodial equipment used at multiple Facilities Management buildings	\$ 15,000	<b>TOTAL \$ 15,000</b>																						
<u>Quantity and/or descriptive information</u>	<u>Cost</u>																													
Replacement custodial equipment used at multiple Facilities Management buildings	\$ 15,000																													
<b>TOTAL \$ 15,000</b>																														
PROJECT DESCRIPTION / JUSTIFICATION / LOCATION																														
<p>Description/Location: Funding requested for the replacement of aging custodial equipment utilized for cleaning operations at Facilities Management buildings. (CPFACMGT 57296)</p> <p>Justification: Funding needed to replace cleaning equipment that has reached end of life span or has become too costly to repair</p>	<table border="1"> <thead> <tr> <th colspan="3" data-bbox="1211 992 2039 1034">NON-DEBT REVENUE SOURCE (Type/Object/Description/2024 Amount)</th> </tr> </thead> <tbody> <tr> <td data-bbox="1218 1040 1260 1073">N</td> <td data-bbox="1260 1040 1858 1073">NONE</td> <td data-bbox="1858 1040 2039 1073" style="text-align: right;">\$ 0</td> </tr> </tbody> </table>			NON-DEBT REVENUE SOURCE (Type/Object/Description/2024 Amount)			N	NONE	\$ 0																					
NON-DEBT REVENUE SOURCE (Type/Object/Description/2024 Amount)																														
N	NONE	\$ 0																												
	<table border="1"> <thead> <tr> <th data-bbox="1211 1088 1680 1135">PROJECT FINANCIAL SUMMARY</th> <th data-bbox="1680 1088 1858 1135">2023</th> <th data-bbox="1858 1088 2039 1135">2024</th> </tr> </thead> <tbody> <tr> <td data-bbox="1211 1157 1680 1190"><b>TOTAL EXPENDITURES</b></td> <td data-bbox="1680 1157 1858 1190" style="text-align: right;">\$ 15,000</td> <td data-bbox="1858 1157 2039 1190" style="text-align: right;">\$ 15,000</td> </tr> <tr> <td colspan="3" data-bbox="1211 1213 1680 1245"><b>PROJECT FUNDING SOURCES</b></td> </tr> <tr> <td data-bbox="1211 1252 1680 1284">DEBT</td> <td data-bbox="1680 1252 1858 1284" style="text-align: right;">\$ 15,000</td> <td data-bbox="1858 1252 2039 1284" style="text-align: right;">\$ 15,000</td> </tr> <tr> <td data-bbox="1211 1291 1680 1323">FEDERAL _____</td> <td data-bbox="1680 1291 1858 1323" style="text-align: right;">0</td> <td data-bbox="1858 1291 2039 1323" style="text-align: right;">0</td> </tr> <tr> <td data-bbox="1211 1330 1680 1362">STATE _____</td> <td data-bbox="1680 1330 1858 1362" style="text-align: right;">0</td> <td data-bbox="1858 1330 2039 1362" style="text-align: right;">0</td> </tr> <tr> <td data-bbox="1211 1369 1680 1401">MUNICIPAL _____</td> <td data-bbox="1680 1369 1858 1401" style="text-align: right;">0</td> <td data-bbox="1858 1369 2039 1401" style="text-align: right;">0</td> </tr> <tr> <td data-bbox="1211 1408 1680 1440">OTHER _____</td> <td data-bbox="1680 1408 1858 1440" style="text-align: right;">0</td> <td data-bbox="1858 1408 2039 1440" style="text-align: right;">0</td> </tr> <tr> <td data-bbox="1211 1463 1680 1495"><b>TOTAL FUNDING SOURCES</b></td> <td data-bbox="1680 1463 1858 1495" style="text-align: right;"><b>\$ 15,000</b></td> <td data-bbox="1858 1463 2039 1495" style="text-align: right;"><b>\$ 15,000</b></td> </tr> </tbody> </table>			PROJECT FINANCIAL SUMMARY	2023	2024	<b>TOTAL EXPENDITURES</b>	\$ 15,000	\$ 15,000	<b>PROJECT FUNDING SOURCES</b>			DEBT	\$ 15,000	\$ 15,000	FEDERAL _____	0	0	STATE _____	0	0	MUNICIPAL _____	0	0	OTHER _____	0	0	<b>TOTAL FUNDING SOURCES</b>	<b>\$ 15,000</b>	<b>\$ 15,000</b>
PROJECT FINANCIAL SUMMARY	2023	2024																												
<b>TOTAL EXPENDITURES</b>	\$ 15,000	\$ 15,000																												
<b>PROJECT FUNDING SOURCES</b>																														
DEBT	\$ 15,000	\$ 15,000																												
FEDERAL _____	0	0																												
STATE _____	0	0																												
MUNICIPAL _____	0	0																												
OTHER _____	0	0																												
<b>TOTAL FUNDING SOURCES</b>	<b>\$ 15,000</b>	<b>\$ 15,000</b>																												



# CAPITAL PROJECT DETAIL SHEET

**Year:** 2024  
**Org:** CPFACMGT  
**Account:** 57297: FACILITIES MAINTENANCE EQUIP

**Fund:** CAPITAL PROJECTS FUND  
**Agency:** ADMINISTRATION

PROJECT TITLE	PROJECT COST COMPONENTS (budget year)	
Facilities Maintenance Equipment	<u>Quantity and/or descriptive information</u>	<u>Cost</u>
<b>PROJECT DESCRIPTION / JUSTIFICATION / LOCATION</b>		
Description/Location: Additional funding is requested for the replacement of aging equipment utilized for maintenance operations at Facilities Management buildings. (CPFACMGT 57297)	Replacement maintenance equipment utilized at multiple Facilities Management buildings	\$ 35,000
Justification; Funding is needed to replace Facilities Management equipment that has reached end of expected life span or has become too costly to continue to repair.		
	<b>TOTAL \$</b>	<b>35,000</b>
	<b>NON-DEBT REVENUE SOURCE (Type/Object/Description/2024 Amount)</b>	
	N NONE	\$ 0
<b>PROJECT FINANCIAL SUMMARY</b>	<b>2023</b>	<b>2024</b>
<b>TOTAL EXPENDITURES</b>	\$ 35,000	\$ 35,000
<b>PROJECT FUNDING SOURCES</b>		
DEBT	\$ 35,000	\$ 35,000
FEDERAL	0	0
STATE	0	0
MUNICIPAL	0	0
OTHER	0	0
<b>TOTAL FUNDING SOURCES</b>	<b>\$ 35,000</b>	<b>\$ 35,000</b>



# CAPITAL PROJECT DETAIL SHEET

**Year:** 2024  
**Org:** CPFACMGT  
**Account:** 51080: FCS SPACE ANALYSIS

**Fund:** CAPITAL PROJECTS FUND  
**Agency:** ADMINISTRATION

<b>PROJECT TITLE</b>	<b>PROJECT COST COMPONENTS (budget year)</b>	
FAMILY COURT SERVICES SPACE ANALYSIS	<u>Quantity and/or descriptive information</u>	<u>Cost</u>
<b>PROJECT DESCRIPTION / JUSTIFICATION / LOCATION</b>	Space Analysis	\$ 45,000
As the Family Court Services office has digitized many of their records over the last several year, it has freed space formerly dedicated to records storage. The office is in need of a professional analysis of their office space to reallocate the records storage space for other purposes to better serve its clients.		
	<b>TOTAL</b>	<b>\$ 45,000</b>
	<b>NON-DEBT REVENUE SOURCE (Type/Object/Description/2024 Amount)</b>	
	N NONE	\$ 0
<b>PROJECT FINANCIAL SUMMARY</b>	<b>2023</b>	<b>2024</b>
<b>TOTAL EXPENDITURES</b>	\$ 0	\$ 45,000
<b>PROJECT FUNDING SOURCES</b>		
DEBT	\$ 0	\$ 45,000
FEDERAL	0	0
STATE	0	0
MUNICIPAL	0	0
OTHER	0	0
<b>TOTAL FUNDING SOURCES</b>	<b>\$ 0</b>	<b>\$ 45,000</b>



# CAPITAL PROJECT DETAIL SHEET

**Year:** 2024                      **Fund:** CAPITAL PROJECTS FUND  
**Org:** CPFACMGT                **Agency:** ADMINISTRATION  
**Account:** 58412: HS CARD ACCESS SYSTEM UPGRADE

PROJECT TITLE	PROJECT COST COMPONENTS (budget year)	
Day Resource Center Card Access Conversion	<u>Quantity and/or descriptive information</u>	<u>Cost</u>
<b>PROJECT DESCRIPTION / JUSTIFICATION / LOCATION</b>	Replacement card access system for the Day Resource Center Building	\$ 30,000
	<b>TOTAL \$ 30,000</b>	
<p>Description/Location: Funding requested for the conversion of the card access system at the Day Resource Center to the County supported system.</p> <p>Justification: The existing card access system at the Day Resource Center is not currently on the County supported system and poses complications when door access issues arise.</p>	<b>NON-DEBT REVENUE SOURCE (Type/Object/Description/2024 Amount)</b>	
	N   NONE	\$ 0
	<b>PROJECT FINANCIAL SUMMARY</b>	
		<b>2023</b>
		<b>2024</b>
<b>TOTAL EXPENDITURES</b>	\$ 0	\$ 30,000
<b>PROJECT FUNDING SOURCES</b>		
DEBT	\$ 0	\$ 30,000
FEDERAL	0	0
STATE	0	0
MUNICIPAL	0	0
OTHER	0	0
<b>TOTAL FUNDING SOURCES</b>	<b>\$ 0</b>	<b>\$ 30,000</b>



# CAPITAL PROJECT DETAIL SHEET

**Year:** 2024                      **Fund:** CAPITAL PROJECTS FUND  
**Org:** CPFACMGT                  **Agency:** ADMINISTRATION  
**Account:** 58311: NORTHPORT ROLLER SHADE INSTALL

PROJECT TITLE	PROJECT COST COMPONENTS (budget year)	
Northport Roller Shade Installation	<u>Quantity and/or descriptive information</u>	<u>Cost</u>
PROJECT DESCRIPTION / JUSTIFICATION / LOCATION		
<p>Description/Location: Additional funding is requested to replace the remaining damaged blinds with UV-blocking roller shades on the north elevation at Northport Human Services (CPFACMGT 58311).</p> <p>Justification: The installation of the upgraded shade systems will continue to replace damaged blinds and provide energy efficiency payback and increase occupant comfort.</p>	<p>Replace additional damaged blinds with upgraded roller shades at Northport Human Services</p> <p style="text-align: right;">\$ 20,000</p>	<p><b>TOTAL \$ 20,000</b></p>
NON-DEBT REVENUE SOURCE (Type/Object/Description/2024 Amount)		
N	NONE	\$ 0
PROJECT FINANCIAL SUMMARY	2023	2024
<b>TOTAL EXPENDITURES</b>	\$ 0	\$ 20,000
<b>PROJECT FUNDING SOURCES</b>		
DEBT	\$ 0	\$ 20,000
FEDERAL _____	0	0
STATE _____	0	0
MUNICIPAL _____	0	0
OTHER _____	0	0
<b>TOTAL FUNDING SOURCES</b>	<b>\$ 0</b>	<b>\$ 20,000</b>



# CAPITAL PROJECT DETAIL SHEET

**Year:** 2024  
**Org:** CPFACMGT  
**Account:** NEW: PSB INTAKE GARAGE DOORS REPL

**Fund:** CAPITAL PROJECTS FUND  
**Agency:** ADMINISTRATION

PROJECT TITLE	PROJECT COST COMPONENTS (budget year)	
PSB Replacement Intake Garage Doors	<u>Quantity and/or descriptive information</u>	<u>Cost</u>
<b>PROJECT DESCRIPTION / JUSTIFICATION / LOCATION</b>		
<p>Description/Location: Funding requested to replace the aging high-speed doors for the Public Safety Building Intake Garage.</p> <p>Justification: The existing garage doors have presented repeated mechanical issues and are becoming unpredictable in their operation and costly to continuously repair.</p>	<p>Replace the aging high-speed garage doors for the Public Safety Building Intake Garage \$ 120,000</p>	
	<b>TOTAL \$ 120,000</b>	
	<b>NON-DEBT REVENUE SOURCE (Type/Object/Description/2024 Amount)</b>	
	N NONE	\$ 0
<b>PROJECT FINANCIAL SUMMARY</b>	<b>2023</b>	<b>2024</b>
<b>TOTAL EXPENDITURES</b>	\$ 0	\$ 120,000
<b>PROJECT FUNDING SOURCES</b>		
DEBT	\$ 0	\$ 120,000
FEDERAL	0	0
STATE	0	0
MUNICIPAL	0	0
OTHER	0	0
<b>TOTAL FUNDING SOURCES</b>	<b>\$ 0</b>	<b>\$ 120,000</b>





# CAPITAL PROJECT DETAIL SHEET

**Year:** 2024  
**Org:** CPFACMGT  
**Account:** 57518: SOLAR INSTALLATION-BPNN

**Fund:** CAPITAL PROJECTS FUND

**Agency:** ADMINISTRATION

PROJECT TITLE	PROJECT COST COMPONENTS (budget year)	
Solar Installation at Badger Prairie Needs Network	<u>Quantity and/or descriptive information</u>	<u>Cost</u>
<b>PROJECT DESCRIPTION / JUSTIFICATION / LOCATION</b>	Solar Installation at Badger Prairie Needs Network \$ 200,000	
<p>This initiative will fund an RFP for design documents and the construction a 62 kW solar array at the Badger Prairie Needs Network.</p> <p>This project is based on a recommendation in the Comprehensive Energy Assessment (funded in 2022 and completed in fall 2023). In the Assessment report consultants identified the opportunity to install solar on the roof of the Badger Prairie Needs Network. This solar project is a phase in the multi-year effort to green operations at the County's Verona campus.</p> <p>This solar installation will reduce operating costs, providing green electricity that will enable us to further electrify operations at the facility in subsequent years.</p> <p>The project is consistent with Dane County's commitment to 100% renewable electricity as well as our efforts to lead by example.</p>	<b>TOTAL \$ 200,000</b>	
<b>NON-DEBT REVENUE SOURCE (Type/Object/Description/2024 Amount)</b>		
N	NONE	\$ 0
<b>PROJECT FINANCIAL SUMMARY</b>	<b>2023</b>	<b>2024</b>
<b>TOTAL EXPENDITURES</b>	\$ 0	\$ 200,000
<b>PROJECT FUNDING SOURCES</b>		
DEBT	\$ 0	\$ 200,000
FEDERAL	0	0
STATE	0	0
MUNICIPAL	0	0
OTHER	0	0
<b>TOTAL FUNDING SOURCES</b>	<b>\$ 0</b>	<b>\$ 200,000</b>



# CAPITAL PROJECT DETAIL SHEET

**Year:** 2024                      **Fund:** CAPITAL PROJECTS FUND  
**Org:** CPFACMGT                      **Agency:** ADMINISTRATION  
**Account:** NEW: TELLURIAN FACILITY IMPROVEMNTS

PROJECT TITLE	PROJECT COST COMPONENTS (budget year)																																												
Tellurian Facility Improvements	<table border="0" style="width:100%"> <tr> <td style="width:80%"><u>Quantity and/or descriptive information</u></td> <td style="width:10%;"></td> <td style="width:10%; text-align:right"><u>Cost</u></td> </tr> <tr> <td>Repair damaged siding and paint exterior of the Tellurian Detox Building.</td> <td style="text-align:right">\$</td> <td style="text-align:right">50,000</td> </tr> <tr> <td>Re-establish landscaped beds and install new plantings</td> <td></td> <td style="text-align:right">12,000</td> </tr> <tr> <td colspan="2" style="text-align:right"><b>TOTAL</b></td> <td style="text-align:right"><b>\$ 62,000</b></td> </tr> </table>			<u>Quantity and/or descriptive information</u>		<u>Cost</u>	Repair damaged siding and paint exterior of the Tellurian Detox Building.	\$	50,000	Re-establish landscaped beds and install new plantings		12,000	<b>TOTAL</b>		<b>\$ 62,000</b>																														
<u>Quantity and/or descriptive information</u>		<u>Cost</u>																																											
Repair damaged siding and paint exterior of the Tellurian Detox Building.	\$	50,000																																											
Re-establish landscaped beds and install new plantings		12,000																																											
<b>TOTAL</b>		<b>\$ 62,000</b>																																											
PROJECT DESCRIPTION / JUSTIFICATION / LOCATION																																													
<p>Description/Location: Funding requested to repair damaged siding and paint the exterior of the Tellurian Detox Building. Funding also requested to repair landscape beds and install new landscape plantings at the Tellurian Detox grounds.</p> <p>Justification: Damaged siding is in need of repair and re-painting. Landscaping is overgrown and several plantings are dead. Landscaped beds need to be re-established and are in need of new plantings.</p>	<table border="1" style="width:100%"> <thead> <tr> <th colspan="3" data-bbox="1211 987 2037 1036">NON-DEBT REVENUE SOURCE (Type/Object/Description/2024 Amount)</th> </tr> </thead> <tbody> <tr> <td data-bbox="1211 1036 1260 1084">N</td> <td data-bbox="1260 1036 1858 1084">NONE</td> <td data-bbox="1858 1036 2037 1084" style="text-align:right">\$ 0</td> </tr> <tr> <th colspan="2" data-bbox="1211 1084 1680 1133">PROJECT FINANCIAL SUMMARY</th> <th data-bbox="1680 1084 1858 1133">2023</th> <th data-bbox="1858 1084 2037 1133">2024</th> </tr> <tr> <td colspan="2" data-bbox="1211 1133 1680 1182"><b>TOTAL EXPENDITURES</b></td> <td data-bbox="1680 1133 1858 1182" style="text-align:right">\$ 0</td> <td data-bbox="1858 1133 2037 1182" style="text-align:right">\$ 62,000</td> </tr> <tr> <td colspan="2" data-bbox="1211 1182 1680 1230"><b>PROJECT FUNDING SOURCES</b></td> <td></td> <td></td> </tr> <tr> <td colspan="2" data-bbox="1211 1230 1680 1279">DEBT</td> <td data-bbox="1680 1230 1858 1279" style="text-align:right">\$ 0</td> <td data-bbox="1858 1230 2037 1279" style="text-align:right">\$ 62,000</td> </tr> <tr> <td colspan="2" data-bbox="1211 1279 1680 1328">FEDERAL _____</td> <td data-bbox="1680 1279 1858 1328" style="text-align:right">0</td> <td data-bbox="1858 1279 2037 1328" style="text-align:right">0</td> </tr> <tr> <td colspan="2" data-bbox="1211 1328 1680 1377">STATE _____</td> <td data-bbox="1680 1328 1858 1377" style="text-align:right">0</td> <td data-bbox="1858 1328 2037 1377" style="text-align:right">0</td> </tr> <tr> <td colspan="2" data-bbox="1211 1377 1680 1425">MUNICIPAL _____</td> <td data-bbox="1680 1377 1858 1425" style="text-align:right">0</td> <td data-bbox="1858 1377 2037 1425" style="text-align:right">0</td> </tr> <tr> <td colspan="2" data-bbox="1211 1425 1680 1474">OTHER _____</td> <td data-bbox="1680 1425 1858 1474" style="text-align:right">0</td> <td data-bbox="1858 1425 2037 1474" style="text-align:right">0</td> </tr> <tr> <td colspan="2" data-bbox="1211 1474 1680 1500"><b>TOTAL FUNDING SOURCES</b></td> <td data-bbox="1680 1474 1858 1500" style="text-align:right"><b>\$ 0</b></td> <td data-bbox="1858 1474 2037 1500" style="text-align:right"><b>\$ 62,000</b></td> </tr> </tbody> </table>			NON-DEBT REVENUE SOURCE (Type/Object/Description/2024 Amount)			N	NONE	\$ 0	PROJECT FINANCIAL SUMMARY		2023	2024	<b>TOTAL EXPENDITURES</b>		\$ 0	\$ 62,000	<b>PROJECT FUNDING SOURCES</b>				DEBT		\$ 0	\$ 62,000	FEDERAL _____		0	0	STATE _____		0	0	MUNICIPAL _____		0	0	OTHER _____		0	0	<b>TOTAL FUNDING SOURCES</b>		<b>\$ 0</b>	<b>\$ 62,000</b>
NON-DEBT REVENUE SOURCE (Type/Object/Description/2024 Amount)																																													
N	NONE	\$ 0																																											
PROJECT FINANCIAL SUMMARY		2023	2024																																										
<b>TOTAL EXPENDITURES</b>		\$ 0	\$ 62,000																																										
<b>PROJECT FUNDING SOURCES</b>																																													
DEBT		\$ 0	\$ 62,000																																										
FEDERAL _____		0	0																																										
STATE _____		0	0																																										
MUNICIPAL _____		0	0																																										
OTHER _____		0	0																																										
<b>TOTAL FUNDING SOURCES</b>		<b>\$ 0</b>	<b>\$ 62,000</b>																																										



# CAPITAL PROJECT DETAIL SHEET

Year: 2024 Fund: CAPITAL PROJECTS FUND  
 Org: CPFACMGT Agency: ADMINISTRATION  
 Account: 58935: VERONA CAMPUS-CFS & GEOTHERMAL

PROJECT TITLE	PROJECT COST COMPONENTS (budget year)							
Verona Campus-CFS and Geothermal	<table border="1"> <thead> <tr> <th>Quantity and/or descriptive information</th> <th>Cost</th> </tr> </thead> <tbody> <tr> <td>Funding would supplement 2023 budget allocation of \$550,000 for the design and construction of a high efficiency HVAC system for the Consolidated Food Services facility and expand the geothermal system to supplement the heating and cooling to all three facilities at the Verona campus.</td> <td>\$ 150,000</td> </tr> <tr> <td><b>TOTAL</b></td> <td><b>\$ 150,000</b></td> </tr> </tbody> </table>		Quantity and/or descriptive information	Cost	Funding would supplement 2023 budget allocation of \$550,000 for the design and construction of a high efficiency HVAC system for the Consolidated Food Services facility and expand the geothermal system to supplement the heating and cooling to all three facilities at the Verona campus.	\$ 150,000	<b>TOTAL</b>	<b>\$ 150,000</b>
Quantity and/or descriptive information	Cost							
Funding would supplement 2023 budget allocation of \$550,000 for the design and construction of a high efficiency HVAC system for the Consolidated Food Services facility and expand the geothermal system to supplement the heating and cooling to all three facilities at the Verona campus.	\$ 150,000							
<b>TOTAL</b>	<b>\$ 150,000</b>							
PROJECT DESCRIPTION / JUSTIFICATION / LOCATION	NON-DEBT REVENUE SOURCE (Type/Object/Description/2024 Amount)							
Description/Location:  Funding would supplement 2023 budget allocation of \$550,000 (CPFACMGT 58935) for design and construction of a high efficiency heating, cooling and ventilation (HVAC) system for Consolidated Food Services facility as well as expanding the district geothermal system that will supply/supplement the heating and cooling to all three facilities at the Verona campus: Consolidated Food Services, Badger Prairie Needs Network and Badger Prairie Health Center. This project is one of two design projects prioritized out of the benchmarking effort associated with the 2022 Comprehensive Energy Assessment.  Justification: This upgrade will substantially reduce the County's energy use and greenhouse gas emissions, consistent with our climate goals. Currently the three facilities at the Verona Campus have substantial natural gas usage. This project will reduce natural gas consumption, thereby reducing Dane County emissions. Geothermal heating and cooling systems are substantially more efficient than the systems currently installed in these facilities. Given the age and complexity of the existing heating and cooling system at Consolidated Food Services, the design effort will include a redesign of that HVAC system along with the district geothermal, which will serve all three facilities. Staff prioritized this project because the savings are substantial and the existing heating system at Consolidated Food Services is nearing the end of its useful life. More, the heating and cooling systems in these facilities are relatively inefficient compared to a district geothermal system	<table border="1"> <tbody> <tr> <td>N NONE</td> <td>\$</td> <td>0</td> </tr> </tbody> </table>		N NONE	\$	0			
	N NONE	\$	0					
PROJECT FINANCIAL SUMMARY	2023	2024						
<b>TOTAL EXPENDITURES</b>	\$ 0	\$ 150,000						
<b>PROJECT FUNDING SOURCES</b>								
DEBT	\$ 0	\$ 150,000						
FEDERAL _____	0	0						
STATE _____	0	0						
MUNICIPAL _____	0	0						
OTHER _____	0	0						
<b>TOTAL FUNDING SOURCES</b>	\$ 0	\$ 150,000						





# CAPITAL PROJECT DETAIL SHEET

**Year:** 2024  
**Org:** CPINFMGT  
**Account:** 57076: AUTOMATION PROJECTS

**Fund:** CAPITAL PROJECTS FUND  
**Agency:** ADMINISTRATION

PROJECT TITLE	PROJECT COST COMPONENTS (budget year)													
Automation Projects	<table border="1" style="width: 100%; border-collapse: collapse;"> <thead> <tr> <th style="background-color: #e0f2f1;"><u>Quantity and/or descriptive information</u></th> <th style="background-color: #e0f2f1;"><u>Cost</u></th> </tr> </thead> <tbody> <tr> <td>Munis Upgrades</td> <td style="text-align: right;">\$ 40,000</td> </tr> <tr> <td>VM Environment</td> <td style="text-align: right;">140,000</td> </tr> <tr> <td>Personality Upgrades</td> <td style="text-align: right;">20,000</td> </tr> <tr> <td>Additional Software</td> <td style="text-align: right;">150,000</td> </tr> <tr> <td style="text-align: right;"><b>TOTAL</b></td> <td style="text-align: right;"><b>\$ 350,000</b></td> </tr> </tbody> </table>		<u>Quantity and/or descriptive information</u>	<u>Cost</u>	Munis Upgrades	\$ 40,000	VM Environment	140,000	Personality Upgrades	20,000	Additional Software	150,000	<b>TOTAL</b>	<b>\$ 350,000</b>
<u>Quantity and/or descriptive information</u>	<u>Cost</u>													
Munis Upgrades	\$ 40,000													
VM Environment	140,000													
Personality Upgrades	20,000													
Additional Software	150,000													
<b>TOTAL</b>	<b>\$ 350,000</b>													
PROJECT DESCRIPTION / JUSTIFICATION / LOCATION	<table border="1" style="width: 100%; border-collapse: collapse;"> <thead> <tr> <th colspan="3" style="background-color: #e0f2f1;">NON-DEBT REVENUE SOURCE (Type/Object/Description/2024 Amount)</th> </tr> </thead> <tbody> <tr> <td style="width: 5%;">N</td> <td style="width: 85%;">NONE</td> <td style="width: 10%; text-align: right;">\$ 0</td> </tr> </tbody> </table>		NON-DEBT REVENUE SOURCE (Type/Object/Description/2024 Amount)			N	NONE	\$ 0						
NON-DEBT REVENUE SOURCE (Type/Object/Description/2024 Amount)														
N	NONE	\$ 0												
<p>The automation projects account is used to fund a variety of Information Technology needs. In 2024 this account will be used to continue upgrades of Munis, Personality, expand use of a VMware environment, and other software related enhancements.</p> <p>All systems must continually be kept up to date to provide the proper functionality and security for the users Information Management supports.</p> <p>Location:                      Dane County City County Building - Room 524                      210 Martin Luther King Jr. Blvd                      Madison, WI 53703</p>	PROJECT FINANCIAL SUMMARY													
		<b>2023</b>	<b>2024</b>											
	<b>TOTAL EXPENDITURES</b>	\$ 150,000	\$ 350,000											
	<b>PROJECT FUNDING SOURCES</b>													
	DEBT	\$ 150,000	\$ 350,000											
	FEDERAL	0	0											
	STATE	0	0											
	MUNICIPAL	0	0											
OTHER	0	0												
TOTAL FUNDING SOURCES	\$ 150,000	\$ 350,000												



# CAPITAL PROJECT DETAIL SHEET

**Year:** 2024  
**Org:** CPINFMGT  
**Account:** 57230: COMPUTER EQUIPMENT

**Fund:** CAPITAL PROJECTS FUND  
**Agency:** ADMINISTRATION

PROJECT TITLE	PROJECT COST COMPONENTS (budget year)		
Computer Equipment Replacement	<u>Quantity and/or descriptive information</u>		<u>Cost</u>
<b>PROJECT DESCRIPTION / JUSTIFICATION / LOCATION</b>			
<p>This project funds replacements for workstations, terminals, laptops, printers, monitors and other end user equipment on a rotating schedule.</p> <p>The County keeps a lifecycle schedule for upgrades of all PCs, terminals, printers and laptops over 3 to 5 years to meet current acceptable technology needs. Keeping devices current reduces security vulnerabilities and improves worker productivity. The budget request for 2024 is significantly higher than years prior as equipment procured during the start of the 2020 pandemic is aging out and needs replacement.</p> <p>Location: Various County Facilities</p>	Printer Replacements		40,000
	Thin Client Upgrades		163,600
	PC Replacements		70,000
	Monitor Replacements		210,000
	Docking Stations		45,400
	Laptop Replacements		171,000
	<b>TOTAL \$</b>		<b>700,000</b>
	<b>NON-DEBT REVENUE SOURCE (Type/Object/Description/2024 Amount)</b>		
	N	NONE	\$ 0
	<b>PROJECT FINANCIAL SUMMARY</b>		<b>2023</b>
			<b>2024</b>
	<b>TOTAL EXPENDITURES</b>	\$ 75,000	\$ 700,000
	<b>PROJECT FUNDING SOURCES</b>		
	DEBT	\$ 75,000	\$ 700,000
	FEDERAL	0	0
	STATE	0	0
	MUNICIPAL	0	0
	OTHER	0	0
	<b>TOTAL FUNDING SOURCES</b>	\$ 75,000	\$ 700,000



# CAPITAL PROJECT DETAIL SHEET

**Year:** 2024                      **Fund:** CAPITAL PROJECTS FUND  
**Org:** CPINFMGT                      **Agency:** ADMINISTRATION  
**Account:** 59023: CYBER SECURITY IMPROVEMENTS

PROJECT TITLE	PROJECT COST COMPONENTS (budget year)							
Cyber Security Improvements	<u>Quantity and/or descriptive information</u>	<u>Cost</u>						
<b>PROJECT DESCRIPTION / JUSTIFICATION / LOCATION</b>	<table style="width: 100%; border-collapse: collapse;"> <tr> <td style="width: 80%;">Hardware and Software Components</td> <td style="width: 10%; text-align: center;">\$</td> <td style="width: 10%; text-align: right;">120,000</td> </tr> <tr> <td colspan="2" style="text-align: right;"><b>TOTAL</b></td> <td style="text-align: right;"><b>\$ 120,000</b></td> </tr> </table>		Hardware and Software Components	\$	120,000	<b>TOTAL</b>		<b>\$ 120,000</b>
Hardware and Software Components	\$	120,000						
<b>TOTAL</b>		<b>\$ 120,000</b>						
<p>This project continues to improve Dane County's overall defenses against cyber threats. Included in this project line are hardware upgrades, software upgrades and user training.</p> <p>Dane County is constantly defending against cyber attackers who attempt to penetrate Information Systems to steal personal information, attempt to extort information for financial gain or to disrupt government operations. This effects all departments ranging from the public safety systems to financial systems. This project allows Dane County to continue to keep up to date with the ever evolving cyber security landscape by upgrading equipment and software while also allowing Dane County to better educate county staff on cyber threats.</p> <p>Location:  Dane County City County Building - Room 524  210 Martin Luther King Jr. Blvd  Madison, WI 53703</p>	<b>NON-DEBT REVENUE SOURCE (Type/Object/Description/2024 Amount)</b>							
	N   NONE	\$ 0						
<b>PROJECT FINANCIAL SUMMARY</b>	<b>2023</b>	<b>2024</b>						
<b>TOTAL EXPENDITURES</b>	\$ 75,000	\$ 120,000						
<b>PROJECT FUNDING SOURCES</b>								
DEBT	\$ 75,000	\$ 120,000						
FEDERAL	0	0						
STATE	0	0						
MUNICIPAL	0	0						
OTHER	0	0						
<b>TOTAL FUNDING SOURCES</b>	<b>\$ 75,000</b>	<b>\$ 120,000</b>						



# CAPITAL PROJECT DETAIL SHEET

Year: 2024

Fund: CAPITAL PROJECTS FUND

Org: CPINFMGT

Agency: ADMINISTRATION

Account: 57277: DATA STORAGE UPGRADE

PROJECT TITLE	PROJECT COST COMPONENTS (budget year)		
Data Storage Upgrade	<u>Quantity and/or descriptive information</u>		<u>Cost</u>
<b>PROJECT DESCRIPTION / JUSTIFICATION / LOCATION</b>			
<p>This project is used to purchase hardware and licensing to increase Dane County's storage capabilities which provide enhanced performance, redundancy and ease of use for end user electronic media storage. In 2024 this fund will be used to expand the hardware equipment at Dane county facilities to enhance our Citrix infrastructure.</p> <p>Location: Dane County City County Building - Room 524 210 Martin Luther King Jr. Blvd Madison, WI 53703</p>			
			30,000
			20,000
			30,000
			10,000
	<b>TOTAL \$</b>		<b>90,000</b>
<b>NON-DEBT REVENUE SOURCE (Type/Object/Description/2024 Amount)</b>			
N	NONE	\$	0
<b>PROJECT FINANCIAL SUMMARY</b>		<b>2023</b>	<b>2024</b>
<b>TOTAL EXPENDITURES</b>		\$ 100,000	\$ 90,000
<b>PROJECT FUNDING SOURCES</b>			
DEBT		\$ 100,000	\$ 90,000
FEDERAL		0	0
STATE		0	0
MUNICIPAL		0	0
OTHER		0	0
<b>TOTAL FUNDING SOURCES</b>		<b>\$ 100,000</b>	<b>\$ 90,000</b>

















# CAPITAL PROJECT DETAIL SHEET

Year: 2024

Fund: CAPITAL PROJECTS FUND

Org: CPMEDEXM

Agency: MEDICAL EXAMINER

Account: 52110: CT AREA REMODEL

PROJECT TITLE	PROJECT COST COMPONENTS (budget year)		
Computed tomography (CT) Area Remodel	<u>Quantity and/or descriptive information</u>		<u>Cost</u>
<b>PROJECT DESCRIPTION / JUSTIFICATION / LOCATION</b>	CT Remodel construction		\$ 150,000
<p>In the 2022 budget, funds were approved for the architectural and engineering fees to develop plans for an expansion of the x-ray suite, which had been planned for in the original design of the building. This also require the addition of a storage area inside the building. The expansion of the x-ray suite will significantly reduce the personal protective equipment (PPE) storage area. The purpose of this project is to reduce the likelihood of damage to the CT unit by traversing unlevelled floors in the autopsy suite. It will also reduce staff time, as two staff members are required to move the unit from where it is parked to where it is used. The unit has very low thresholds for an operational surface. In 2023, the department received funds for the completion of this project. Expected start date for this project is November 2023; however, the department of public works recommended an additional \$150,000 for the project to account for increasing cost of building materials and construction.</p>			<b>TOTAL \$ 150,000</b>
<b>NON-DEBT REVENUE SOURCE (Type/Object/Description/2024 Amount)</b>			
N	NONE	\$	0
<b>PROJECT FINANCIAL SUMMARY</b>		<b>2023</b>	<b>2024</b>
<b>TOTAL EXPENDITURES</b>		\$ 550,000	\$ 150,000
<b>PROJECT FUNDING SOURCES</b>			
DEBT		\$ 550,000	\$ 150,000
FEDERAL		0	0
STATE		0	0
MUNICIPAL		0	0
OTHER		0	0
<b>TOTAL FUNDING SOURCES</b>		<b>\$ 550,000</b>	<b>\$ 150,000</b>



# CAPITAL PROJECT DETAIL SHEET

**Year:** 2024  
**Org:** CPSHRF  
**Account:** 57015: AED REPLACEMENT

**Fund:** CAPITAL PROJECTS FUND  
**Agency:** SHERIFF

PROJECT TITLE	PROJECT COST COMPONENTS (budget year)	
AED Replacement	<u>Quantity and/or descriptive information</u>	<u>Cost</u>
<b>PROJECT DESCRIPTION / JUSTIFICATION / LOCATION</b>		
<p>Request funding of \$23,000 for the replacement of 12 Powerheart G5 Model Automated External Defibrillators (AED), 20 AED replacement pads, and 5 AED Replacement Batteries for G5 AED models.</p> <p>AEDs are utilized by all Dane County Sheriff's Office Divisions. As primary responders to incidents involving citizens experiencing life threatening trauma, an AED is the primary tool utilized in saving lives. AEDs require replacement to ensure reliable and accurate equipment is available for use in life saving situations. Replacement of AED equipment directly improves Deputies abilities to save lives. This purchase allows replacement of old AED units with newer units and maintains current units with full batteries.</p>	12 G5A-80C-S POWERHEART G5 FULLY AUTOMATIC AED 19,332 5 BATTERY INTELLISENSE FOR G5 2,152 20 XELAED001B POWERHEART G5 AED PADS 1,490	
	<b>TOTAL \$</b>	<b>23,000</b>
	<b>NON-DEBT REVENUE SOURCE (Type/Object/Description/2024 Amount)</b>	
	N NONE	\$ 0
<b>PROJECT FINANCIAL SUMMARY</b>	<b>2023</b>	<b>2024</b>
<b>TOTAL EXPENDITURES</b>	\$ 22,800	\$ 23,000
<b>PROJECT FUNDING SOURCES</b>		
DEBT	\$ 22,800	\$ 23,000
FEDERAL _____	0	0
STATE _____	0	0
MUNICIPAL _____	0	0
OTHER _____	0	0
<b>TOTAL FUNDING SOURCES</b>	<b>\$ 22,800</b>	<b>\$ 23,000</b>





# CAPITAL PROJECT DETAIL SHEET

**Year:** 2024                      **Fund:** CAPITAL PROJECTS FUND  
**Org:** CPSHRF                      **Agency:** SHERIFF  
**Account:** 57140: BALLISTIC HELMETS

PROJECT TITLE	PROJECT COST COMPONENTS (budget year)		
Ballistic Helmets	<u>Quantity and/or descriptive information</u>		<u>Cost</u>
<b>PROJECT DESCRIPTION / JUSTIFICATION / LOCATION</b>	30	UTM rated masks/helmets	\$ 9,400
Request \$9,400 funding for the purchase of 30 UTM rated training masks/helmets with cooling fans and chin straps.			
The Sheriff's Office, specifically the Tactical Response Team, regularly conducts force-on-force training, utilizing UTM training munitions, which are high speed, less lethal, marking rounds fired from rifles. The masks/helmets requested for purchase are rated to protect from UTM rounds, and to allow for full field of view. A common problem with existing helmets is that they fog up rapidly, obscuring field of view, negating training value. The UTM rated helmets have more ventilation and powered fans to cool the user, further reducing fogging, are Berry compliant, and made in the USA.			
	<b>TOTAL</b>		<b>\$ 9,400</b>
	<b>NON-DEBT REVENUE SOURCE (Type/Object/Description/2024 Amount)</b>		
	N	NONE	\$ 0
	<b>PROJECT FINANCIAL SUMMARY</b>		
		<b>2023</b>	<b>2024</b>
<b>TOTAL EXPENDITURES</b>	\$	0	\$ 9,400
<b>PROJECT FUNDING SOURCES</b>			
DEBT	\$	0	\$ 9,400
FEDERAL		0	0
STATE		0	0
MUNICIPAL		0	0
OTHER		0	0
<b>TOTAL FUNDING SOURCES</b>	\$	0	\$ 9,400



# CAPITAL PROJECT DETAIL SHEET

**Year:** 2024  
**Org:** CPSHRF  
**Account:** 57100: BERM MINING-FTC

**Fund:** CAPITAL PROJECTS FUND  
**Agency:** SHERIFF

PROJECT TITLE	PROJECT COST COMPONENTS (budget year)	
Berm Mining - FTC	<u>Quantity and/or descriptive information</u>	<u>Cost</u>
<b>PROJECT DESCRIPTION / JUSTIFICATION / LOCATION</b>		
<p>Request funding of \$143,000 for berm mining at the Dane County Law Enforcement Training Center (DCLETC).</p> <p>The berm at the DCLETC is the impact point behind the targets and is the primary repository of lead. Berm mining is required to abate concentrated levels of lead and to minimize lead contamination and movement through the environment.</p> <p>The berms at the DCLETC have not been mined since 2010. Over 7.9 million rounds have been shot at the DCLETC since 1997. The continued use of the ranges without lead recovery may result in increased ricochets of bullets and fragments, which could cause potential injury to range users. The berm backstop may lose its slope and integrity because of "impact pockets" that develop. Berm mining would reduce a potential source of lead migration to the soil, surface water and ground water, and mitigate negative environmental impacts.</p>	Berm Mining	143,000
	<b>TOTAL \$</b>	<b>143,000</b>
	<b>NON-DEBT REVENUE SOURCE (Type/Object/Description/2024 Amount)</b>	
	N   NONE	\$ 0
	<b>PROJECT FINANCIAL SUMMARY</b>	<b>2023</b>
		<b>2024</b>
<b>TOTAL EXPENDITURES</b>	\$ 0	\$ 143,000
<b>PROJECT FUNDING SOURCES</b>		
DEBT	\$ 0	\$ 143,000
FEDERAL _____	0	0
STATE _____	0	0
MUNICIPAL _____	0	0
OTHER _____	0	0
<b>TOTAL FUNDING SOURCES</b>	<b>\$ 0</b>	<b>\$ 143,000</b>



# CAPITAL PROJECT DETAIL SHEET

**Year:** 2024                      **Fund:** CAPITAL PROJECTS FUND  
**Org:** CPSHRF                      **Agency:** SHERIFF  
**Account:** 57112: BODY-WORN CAMERA PILOT PROJECT

PROJECT TITLE	PROJECT COST COMPONENTS (budget year)		
Body-Worn Camera Pilot Project	<u>Quantity and/or descriptive information</u>		<u>Cost</u>
<b>PROJECT DESCRIPTION / JUSTIFICATION / LOCATION</b>			
Request funding of \$320,000 to purchase 32 body worn camera units at \$10,000 per unit, including associated equipment, to conduct a Body-Worn Camera (BWC) Pilot Project.	32	cameras at \$10,000 per camera	320,000
BWCs are deployed to generate an objective record of police officers' interactions with members of the public. Video documentation of such interactions is intended to enhance accountability and transparency by giving investigators and the public a view into cases of alleged misconduct. The knowledge that a recording is underway may also temper officer and community member behaviors, increasing lawful and respectful policing practices and reducing false complaints. Also, BWC video footage can supply useful evidence to corroborate a victim's or officer's statement, ensure chain of custody for recovered contraband, and identify people who engage in violence during mass protests.			
A BWC Pilot Project is required to explore pros and cons of BWCs by the Sheriff's Office to determine short and long-term costs associated with equipment purchasing and maintenance, sustainability, staffing requirements including personnel costs in responding to requests for video information, training, supervision, appropriate policies, oversight, video storage and maintenance costs, IT infrastructure needs, software licenses, and liability issues regarding implementation of BWCs for the Department, moving forward.			
A BWC Pilot Program will assist the Sheriff's Office in developing policies that guide training requirements; expectations surrounding camera activation and when and how officers should notify community members that the camera is recording; and how video recordings will be tagged and uploaded by officers and secured, retained, and destroyed.			
	<b>TOTAL \$</b>		<b>320,000</b>
	<b>NON-DEBT REVENUE SOURCE (Type/Object/Description/2024 Amount)</b>		
	N	NONE	\$ 0
	<b>PROJECT FINANCIAL SUMMARY</b>		<b>2023</b>
			<b>2024</b>
<b>TOTAL EXPENDITURES</b>	\$	0	\$ 320,000
<b>PROJECT FUNDING SOURCES</b>			
DEBT	\$	0	\$ 320,000
FEDERAL		0	0
STATE		0	0
MUNICIPAL		0	0
OTHER		0	0
<b>TOTAL FUNDING SOURCES</b>	\$	0	\$ 320,000



# CAPITAL PROJECT DETAIL SHEET

**Year:** 2024  
**Org:** CPSHRF  
**Account:** 57039: BODY SCANNER

**Fund:** CAPITAL PROJECTS FUND  
**Agency:** SHERIFF

PROJECT TITLE	PROJECT COST COMPONENTS (budget year)	
Body Scanner	<b>Quantity and/or descriptive information</b> <b>Cost</b>	
<b>PROJECT DESCRIPTION / JUSTIFICATION / LOCATION</b>		
Request funding of \$48,000 to purchase a body screening system for the Courthouse.	1	\$ 48,000
The Spectrum 6040 DV body scanning system has excellent threat inspection and detection capabilities. It was specifically designed to meet the needs of demanding markets that depend on high quality and robust security systems, such as airports, prisons, stadiums, and courts. The equipment operates with powerful X-ray generators, achieving high levels of penetration and provides quality image generation for fast and effective inspection, automatic discrimination of organic, inorganic, and mixed materials by colorization, combined with an automatic detection algorithm for drugs, explosives and high density materials.		
Weapons Screeners in the Courthouse are staffed with 10 civilians and Sheriff's Office Deputy presence on the first floor of the Courthouse.		
The Courthouse has 17 Circuit Court Branches and 11 Court Commissioners. Additionally, there are several departments housed in the Courthouse including the District Attorney's Office, Clerk of Courts, the Law Library, etc. Courthouse Weapons Screeners provide controlled access to the Courthouse to prevent weapons, and other suspicious items, from entering the premises. On any given day, Weapons Screeners screen in excess of 1,000 individuals entering the Courthouse.		
Weapons Screeners are positioned in the interior lobby of the entrance of the courthouse and have two work stations that patrons can enter through for the screening process. Both stations have a scanner. The scanner needing replacement is approximately 11 years old and is failing with outdated software. The older scanning device is also not as easy or efficient to use as the Spectrum 6040 DV. Adding the Spectrum 6040 DV will improve the visibility and clarity of the images, enabling the weapons screeners to identify and analyze suspicious items more effectively. The Spectrum 6040 DV will enhance security.		
	<b>TOTAL \$ 48,000</b>	
	NON-DEBT REVENUE SOURCE (Type/Object/Description/2024 Amount)	
	N	\$ 0
	<b>PROJECT FINANCIAL SUMMARY</b>	
	<b>2023</b>	<b>2024</b>
<b>TOTAL EXPENDITURES</b>	\$ 0	\$ 48,000
<b>PROJECT FUNDING SOURCES</b>		
DEBT	\$ 0	\$ 48,000
FEDERAL	0	0
STATE	0	0
MUNICIPAL	0	0
OTHER	0	0
<b>TOTAL FUNDING SOURCES</b>	<b>\$ 0</b>	<b>\$ 48,000</b>



# CAPITAL PROJECT DETAIL SHEET

**Year:** 2024  
**Org:** CPSHRF  
**Account:** NEW: CAMERA CSI UNIT

**Fund:** CAPITAL PROJECTS FUND  
**Agency:** SHERIFF

PROJECT TITLE	PROJECT COST COMPONENTS (budget year)		
Camera CSI Unit	<u>Quantity and/or descriptive information</u>		<u>Cost</u>
<b>PROJECT DESCRIPTION / JUSTIFICATION / LOCATION</b>			
<p>Request funding of \$5,000 for the purchase of a camera for the Sheriff's Office Crime Scene Investigation (CSI) Unit.</p> <p>The Sheriff's Office has two full-time CSI Unit investigators that identify, collect, and inventory evidence at crime scenes. Duties include taking photographs of the scene and of individual pieces of evidence while ensuring methods used to collect and process evidence minimizes contamination. One of the cameras that CSI Unit utilizes is seven years old. The new camera will replace older technology and vastly improve the quality of photographs.</p>			
	1	camera	5,000
			<b>TOTAL \$ 5,000</b>
<b>NON-DEBT REVENUE SOURCE (Type/Object/Description/2024 Amount)</b>			
N	NONE		\$ 0
<b>PROJECT FINANCIAL SUMMARY</b>		<b>2023</b>	<b>2024</b>
<b>TOTAL EXPENDITURES</b>		\$ 0	\$ 5,000
<b>PROJECT FUNDING SOURCES</b>			
DEBT		\$ 0	\$ 5,000
FEDERAL _____		0	0
STATE _____		0	0
MUNICIPAL _____		0	0
OTHER _____		0	0
<b>TOTAL FUNDING SOURCES</b>		<b>\$ 0</b>	<b>\$ 5,000</b>



# CAPITAL PROJECT DETAIL SHEET

**Year:** 2024  
**Org:** CPSHRF  
**Account:** 57119: CARPET REPLACEMENT

**Fund:** CAPITAL PROJECTS FUND  
**Agency:** SHERIFF

PROJECT TITLE	PROJECT COST COMPONENTS (budget year)		
Carpet Replacement	<u>Quantity and/or descriptive information</u>		<u>Cost</u>
<b>PROJECT DESCRIPTION / JUSTIFICATION / LOCATION</b>			
<p>Request funding of \$150,000 for carpet/vinyl replacement for resident areas in the Public Safety Building (PSB).</p> <p>The carpet/vinyl in resident areas of the PSB is approximately 29 years old and is the original flooring that was installed when the building was commissioned in 1994.</p> <p>The carpet/vinyl is stained (where stains can no longer be removed), shows wear and tear including fraying, rips, bald spots and matting (some sections are repaired with duct tape), has permanent orders that do not respond to cleaning, the padding is wearing thin in areas, and because of the age of the carpet, is a health hazard since it retains allergens and particulate matter.</p> <p>The general lifespan of a commercial carpet in an office setting is anywhere from three to ten years. The national average is seven years. The carpet/vinyl in resident areas of the PSB is 29 years old and requires replacement.</p>	carpet/vinyl replacement PSB	150,000	
	<b>TOTAL \$</b>		<b>150,000</b>
	<b>NON-DEBT REVENUE SOURCE (Type/Object/Description/2024 Amount)</b>		
	N	NONE	\$ 0
	<b>PROJECT FINANCIAL SUMMARY</b>		<b>2023</b>
			<b>2024</b>
	<b>TOTAL EXPENDITURES</b>	\$ 0	\$ 150,000
	<b>PROJECT FUNDING SOURCES</b>		
	DEBT	\$ 0	\$ 150,000
	FEDERAL	0	0
	STATE	0	0
	MUNICIPAL	0	0
	OTHER	0	0
	<b>TOTAL FUNDING SOURCES</b>	<b>\$ 0</b>	<b>\$ 150,000</b>



# CAPITAL PROJECT DETAIL SHEET

**Year:** 2024

**Fund:** CAPITAL PROJECTS FUND

**Org:** CPSHRF

**Agency:** SHERIFF

**Account:** NEW: CCB CELLBLOCK HOT WATER

PROJECT TITLE	PROJECT COST COMPONENTS (budget year)	
CCB Cellblock Hot Water	<u>Quantity and/or descriptive information</u>	<u>Cost</u>
<b>PROJECT DESCRIPTION / JUSTIFICATION / LOCATION</b>		
<p>Request funding of \$250,000 for on-demand tempered, controlled, and filtered water on the west side of the City County Building Jail.</p> <p>DOC 350, which established the minimum standards for the design, construction, and operation of jails and houses of correction states consistent and clean hot water is required in residents cells.</p> <p>This funding request seeks to make clean, tempered water attainable by having on demand temperature controlled and filtered water loops on the west side of the City County Building and an external secure control box outside of a pair of cellblocks to allow for easy testing, maintenance, and filter changes.</p> <p>As the City County Building has aged along with the valves, piping, and sink units the goal of clean hot water for jail residents has become more and more difficult to maintain for Facilities Management. In an effort to ensure quality water standards, ongoing lead and temperature testing is actively being done quarterly in the City County Building.</p>	<p>On-Demand Filtered Hot Water</p>	250,000
	<b>TOTAL \$</b>	<b>250,000</b>
	<b>NON-DEBT REVENUE SOURCE (Type/Object/Description/2024 Amount)</b>	
	N NONE	\$ 0
<b>PROJECT FINANCIAL SUMMARY</b>	<b>2023</b>	<b>2024</b>
<b>TOTAL EXPENDITURES</b>	\$ 0	\$ 250,000
<b>PROJECT FUNDING SOURCES</b>		
DEBT	\$ 0	\$ 250,000
FEDERAL	0	0
STATE	0	0
MUNICIPAL	0	0
OTHER	0	0
<b>TOTAL FUNDING SOURCES</b>	<b>\$ 0</b>	<b>\$ 250,000</b>



# CAPITAL PROJECT DETAIL SHEET

**Year:** 2024  
**Org:** CPSHRF  
**Account:** NEW: CCB WESTSIDE SHOWERS

**Fund:** CAPITAL PROJECTS FUND  
**Agency:** SHERIFF

PROJECT TITLE	PROJECT COST COMPONENTS (budget year)	
CCB Westside Showers	<u>Quantity and/or descriptive information</u>	<u>Cost</u>
<b>PROJECT DESCRIPTION / JUSTIFICATION / LOCATION</b>	30	\$ 220,000
<p>Request funding of \$220,000 to renovate 30 showers in the City County Building (CCB); 16 showers on 6 West and 14 showers on 7 West.</p> <p>6 West and 7 West showers have declined in usefulness, cleanliness, and safety. Department of Justice, jail inspection notifications, state showers are showing signs of age and deterioration (paint peeling, stains, rust, etc) and require updating/renovation.</p> <p>Showers on 6 West and 7 West have pitting and crumbling tile, a safety issue, chipping paint and epoxy, also a safety and hygiene issue, staining, and the plumbing valves on the west side of the CCB are difficult to repair/replace causing frequent maintenance and service calls to the jail. This shower renovation will decrease maintenance cost and calls and the need for additional deputy escorts to insure safety of residents while using the showers.</p> <p>Requesting funding to renovate the showers to provide a safer, cleaner, and healthier environment for jail residents until the new South Tower is completed.</p>		
	<b>TOTAL</b>	<b>\$ 220,000</b>
	<b>NON-DEBT REVENUE SOURCE (Type/Object/Description/2024 Amount)</b>	
	N   NONE	\$ 0
<b>PROJECT FINANCIAL SUMMARY</b>	<b>2023</b>	<b>2024</b>
<b>TOTAL EXPENDITURES</b>	\$ 0	\$ 220,000
<b>PROJECT FUNDING SOURCES</b>		
DEBT	\$ 0	\$ 220,000
FEDERAL _____	0	0
STATE _____	0	0
MUNICIPAL _____	0	0
OTHER _____	0	0
<b>TOTAL FUNDING SOURCES</b>	<b>\$ 0</b>	<b>\$ 220,000</b>





# CAPITAL PROJECT DETAIL SHEET

**Year:** 2024

**Fund:** CAPITAL PROJECTS FUND

**Org:** CPSHRF

**Agency:** SHERIFF

**Account:** 57235: COMPUTER SOFTWARE & HARDWARE

PROJECT TITLE	PROJECT COST COMPONENTS (budget year)	
Computer Software & Hardware	<u>Quantity and/or descriptive information</u>	<u>Cost</u>
<b>PROJECT DESCRIPTION / JUSTIFICATION / LOCATION</b>	Computer Software & Hardware	\$ 60,000
<p>Request funding of \$60,000 for the purchase of computer software and hardware.</p> <p>Since 2015 the Sheriff's Office has received \$60,0000 capital funding for computer software and hardware expenses. \$60,000 is sufficient to cover additional and ongoing needs for equipment and software necessary for the technology needs of the Department.</p> <p>This funding is utilized by all Divisions in the Sheriff's Office and is used to cover unexpected/unplanned expenses such as additional laptops, computers for additional work stations, wiring projects, additional printers, monitor upgrades, and telephone upgrades. The Support Division of the Sheriff's Office receives requests for additional IT and phone equipment daily and this funding accommodates these requests, without the funding much needed computer equipment would not be provided.</p>	<b>TOTAL \$ 60,000</b>	
<b>NON-DEBT REVENUE SOURCE (Type/Object/Description/2024 Amount)</b>		
N	NONE	\$ 0
<b>PROJECT FINANCIAL SUMMARY</b>		<b>2023</b>
<b>TOTAL EXPENDITURES</b>		<b>2024</b>
TOTAL EXPENDITURES		\$ 60,000
PROJECT FUNDING SOURCES		\$ 60,000
DEBT		\$ 60,000
FEDERAL		0
STATE		0
MUNICIPAL		0
OTHER		0
<b>TOTAL FUNDING SOURCES</b>		<b>\$ 60,000</b>



# CAPITAL PROJECT DETAIL SHEET

**Year:** 2024  
**Org:** CPSHRF  
**Account:** 57315: DIVE EQUIPMENT

**Fund:** CAPITAL PROJECTS FUND  
**Agency:** SHERIFF

PROJECT TITLE	PROJECT COST COMPONENTS (budget year)									
Dive Equipment	<u>Quantity and/or descriptive information</u>	<u>Cost</u>								
<b>PROJECT DESCRIPTION / JUSTIFICATION / LOCATION</b>										
<p>Request funding of \$28,300 for the purchase of the following Dive Team equipment:</p> <p>3 drysuits at \$4,500/drysuit - \$13,500            8 Decent Mk2i Dive computers at \$1,850/computer - \$14,800</p> <p>The main function of the Sheriff's Office Dive Team is search and recovery, including missing persons and evidence.</p> <p>Drysuits, currently in use, have significant leak issues at the seams and at flex points. This is a safety issue since drysuit diving is used in colder water conditions, as in Wisconsin. In water temperatures of 60° F or less, drysuit diving is recommended as thermal layering is usually required. If water seeps inside the drysuit, the divers body temperature can be effected, which can lead to functionality problems and medical issues. Water inside the drysuit also effects the buoyancy of the diver. A drysuit filling with water can send the driver into a decent that could be dangerous and deadly and, the weight of water in the drysuit also makes it difficult to exit the water to a boat or on to the shore. The purchase of drysuits is required to replace deteriorated suits insuring diver safety.</p> <p>Dive computers (watches) offer greater safety for divers. Watches calculate surface time and stop intervals while in ascent, provide air gauge readings, and link to other Dive Team members. When linked on, divers can monitor other diver's computers and, those in the boat can also monitor the divers. GPS function is beneficial when conducting searches, insuring no areas are missed. The purchase of dive computers is required for diver safety.</p>	<table> <tr> <td style="text-align: right;">3</td> <td>dive suits at \$4,500/suit</td> <td style="text-align: right;">13,500</td> </tr> <tr> <td style="text-align: right;">8</td> <td>Mk2i Dive computers \$1,850/computer</td> <td style="text-align: right;">14,800</td> </tr> <tr> <td colspan="2" style="text-align: right;"><b>TOTAL \$</b></td> <td style="text-align: right;"><b>28,300</b></td> </tr> </table>	3	dive suits at \$4,500/suit	13,500	8	Mk2i Dive computers \$1,850/computer	14,800	<b>TOTAL \$</b>		<b>28,300</b>
3	dive suits at \$4,500/suit	13,500								
8	Mk2i Dive computers \$1,850/computer	14,800								
<b>TOTAL \$</b>		<b>28,300</b>								
	<b>NON-DEBT REVENUE SOURCE (Type/Object/Description/2024 Amount)</b>									
	N NONE	\$ 0								
	<b>PROJECT FINANCIAL SUMMARY</b>	<b>2023</b>								
	<b>TOTAL EXPENDITURES</b>	<b>2024</b>								
	\$ 6,900	\$ 28,300								
	<b>PROJECT FUNDING SOURCES</b>									
	\$ 6,900	\$ 28,300								
	DEBT	\$ 28,300								
	FEDERAL	0								
	STATE	0								
	MUNICIPAL	0								
	OTHER	0								
	<b>TOTAL FUNDING SOURCES</b>	<b>\$ 28,300</b>								



# CAPITAL PROJECT DETAIL SHEET

**Year:** 2024  
**Org:** CPSHRF  
**Account:** NEW: DUCT CLEANING

**Fund:** CAPITAL PROJECTS FUND  
**Agency:** SHERIFF

PROJECT TITLE	PROJECT COST COMPONENTS (budget year)		
Duct Cleaning	<u>Quantity and/or descriptive information</u>		<u>Cost</u>
<b>PROJECT DESCRIPTION / JUSTIFICATION / LOCATION</b>			
Request funding of \$397,100 for duct cleaning in the City County Building (CCB) and the Public Safety Building (PSB).		Duct Cleaning CCB/PSB	397,100
It is recommended that the ducts in commercial facilities be cleaned every 3 to 5 years. Facilities Management and local duct cleaning providers have completed smaller, isolated duct cleanings in the past few years however, the whole system for the CCB and the PSB has not been done to Facilities Management's knowledge. This is believed to be a major contributing factor to the stress and lack of performance the HVAC system is experiencing in both the CCB and the PSB. Request funding for a full system duct clean for CCB and PSB.			
Dust, dirt, mold, chemicals, and other contaminants can develop in the HVAC air filters and build up in the system. These contaminants can compromise the quality of the air inside the building, leading to respiratory infections, allergies, and serious illness.			
Clean ducts help HVAC system perform at peak efficiency. Regular duct maintenance keeps dust and debris out of HVAC components which prevent costly repairs and extends the life of the HVAC system.			
	<b>TOTAL \$</b>		<b>397,100</b>
	<b>NON-DEBT REVENUE SOURCE (Type/Object/Description/2024 Amount)</b>		
	N	NONE	\$ 0
	<b>PROJECT FINANCIAL SUMMARY</b>		<b>2023</b>
			<b>2024</b>
<b>TOTAL EXPENDITURES</b>	\$	0	\$ 397,100
<b>PROJECT FUNDING SOURCES</b>			
DEBT	\$	0	\$ 397,100
FEDERAL		0	0
STATE		0	0
MUNICIPAL		0	0
OTHER		0	0
<b>TOTAL FUNDING SOURCES</b>	<b>\$</b>	<b>0</b>	<b>\$ 397,100</b>



# CAPITAL PROJECT DETAIL SHEET

**Year:** 2024  
**Org:** CPSHRF  
**Account:** 57398: EQUIPMENT FOR VEHICLES

**Fund:** CAPITAL PROJECTS FUND  
**Agency:** SHERIFF

PROJECT TITLE	PROJECT COST COMPONENTS (budget year)		
Equipment for Vehicles	<u>Quantity and/or descriptive information</u>		<u>Cost</u>
<b>PROJECT DESCRIPTION / JUSTIFICATION / LOCATION</b>			
<p>Request funding of \$692,100 to purchase upfit equipment for Sheriff's Office vehicle fleet as follows:</p> <p>26 Vehicle Upfits @ \$20,192/vehicle - \$524,992            3 Upfit for Contract Vehicles @ \$20,192/vehicle - \$60,576            8 Repurpose Rebuilds Upfits @ \$3,750/upfit - \$30,000            1 MATE Build @ \$17,000            2 Transport Van Builds @ \$10,000/build - \$20,000            1 Harley Davidson FLHTP build @ \$6,500</p> <p>SUBTOTAL \$659,076</p> <p>5% Inflation \$32,954</p> <p>TOTAL \$692,030 rounded to \$692,100</p> <p>Purchase of upfit equipment is required for new vehicles and to replace outdated lights, sirens, and radios that are no longer supported and require frequent repairs in existing vehicles. Upfit equipment is required to provide patrol vehicles with adequate performance capabilities, to meet safety requirements, and to satisfy officer comfort criteria.</p> <p>Scheduled replacement of upfit equipment significantly increases the operational effectiveness of the vehicle fleet. Vehicles equipped with appropriate lights, sirens, and radios are an essential tool for providing law enforcement service to the community. Replacement of upfit equipment ensures safe, proficient, and reliable vehicles for law enforcement personnel use.</p>	26	Vehicle Upfits	524,992
	3	Contract Vehicle Upfits	60,576
	8	purpose Rebuild Upfits	30,000
	1	MATE Build	17,000
	2	Transport Van Builds	20,000
	1	Motorcycle Build	6,500
		inflation	32,954
	<b>TOTAL \$</b>		<b>692,100</b>
	<b>NON-DEBT REVENUE SOURCE (Type/Object/Description/2024 Amount)</b>		
	N	NONE	\$ 0
	<b>PROJECT FINANCIAL SUMMARY</b>		<b>2023</b>
			<b>2024</b>
	<b>TOTAL EXPENDITURES</b>		\$ 389,000
			\$ 692,100
	<b>PROJECT FUNDING SOURCES</b>		
	DEBT		\$ 389,000
	FEDERAL		0
	STATE		0
	MUNICIPAL		0
	OTHER		0
	<b>TOTAL FUNDING SOURCES</b>		\$ 389,000
			\$ 692,100



# CAPITAL PROJECT DETAIL SHEET

**Year:** 2024  
**Org:** CPSHRF  
**Account:** NEW: FLOCK CAMERA

**Fund:** CAPITAL PROJECTS FUND  
**Agency:** SHERIFF

PROJECT TITLE	PROJECT COST COMPONENTS (budget year)		
Flock Camera	<u>Quantity and/or descriptive information</u>		<u>Cost</u>
<b>PROJECT DESCRIPTION / JUSTIFICATION / LOCATION</b>			
<p>Request \$66,000 funding for the purchase of a Flock Automatic License Plate Recognition (ALPR) Safety Camera System to include 25 fixed cameras, 1 fixed camera software, license, and installation.</p> <p>The Flock Safety Camera System is a crime reduction tool used to create and deliver unbiased investigative leads to law enforcement. It provides real-time alerts through the use of vehicle plate images allowing for immediate response and investigation with notification from the FBI, DOJ, Missing/Endangered and Amber alerts.</p> <p>The Flock Safety System also helps law enforcement solve crime by providing objective evidence needed for investigations. According to the International Association of Chiefs of Police, 7 in 10 crimes are committed with a vehicle. Communities using Flock Safety ALPR have reported crime reductions of up to 70%.</p>	1	Flock Camera System	66,000
	<b>TOTAL \$</b>		<b>66,000</b>
	<b>NON-DEBT REVENUE SOURCE (Type/Object/Description/2024 Amount)</b>		
	N	NONE	\$ 0
	<b>PROJECT FINANCIAL SUMMARY</b>		
		<b>2023</b>	<b>2024</b>
	<b>TOTAL EXPENDITURES</b>	\$ 0	\$ 66,000
	<b>PROJECT FUNDING SOURCES</b>		
	DEBT	\$ 0	\$ 66,000
	FEDERAL	0	0
	STATE	0	0
	MUNICIPAL	0	0
	OTHER	0	0
	<b>TOTAL FUNDING SOURCES</b>	<b>\$ 0</b>	<b>\$ 66,000</b>



# CAPITAL PROJECT DETAIL SHEET

**Year:** 2024  
**Org:** CPSHRF  
**Account:** 57529: GAS MASKS

**Fund:** CAPITAL PROJECTS FUND  
**Agency:** SHERIFF

PROJECT TITLE	PROJECT COST COMPONENTS (budget year)		
Gas Masks	<u>Quantity and/or descriptive information</u>		<u>Cost</u>
<b>PROJECT DESCRIPTION / JUSTIFICATION / LOCATION</b>	100	Respirators at \$800/unit	\$ 80,000
<p>Request funding of \$112,900 for the purchase of air purifying respirators, filters, and voice protection units.</p> <p>Safety equipment is required for Special Events Team (SET) members for use during civil unrest, calls for service, and training etc.</p> <p>\$80,000 -- 100 respirators at \$800/respirator</p> <p>\$10,700 -- 50 packs of filters at \$214/pack of 4 (200 filters total)</p> <p>\$22,200 -- 50 Avon Voice Projection Units for C50 Air Purifying Protective Masks, \$444 X 50</p> <p>Respirators, filters, and voice protection is an important part of duty gear for SET members who often enter hazardous environments that contain toxic gas or high concentrations of smoke.</p>	50	Filter Packs	10,700
	50	Voice Protection Units	22,200
	<b>TOTAL \$</b>		<b>112,900</b>
<b>NON-DEBT REVENUE SOURCE (Type/Object/Description/2024 Amount)</b>			
N	NONE		\$ 0
<b>PROJECT FINANCIAL SUMMARY</b>		<b>2023</b>	<b>2024</b>
<b>TOTAL EXPENDITURES</b>		\$ 30,200	\$ 112,900
<b>PROJECT FUNDING SOURCES</b>			
DEBT		\$ 30,200	\$ 112,900
FEDERAL _____		0	0
STATE _____		0	0
MUNICIPAL _____		0	0
OTHER _____		0	0
<b>TOTAL FUNDING SOURCES</b>		\$ 30,200	\$ 112,900



# CAPITAL PROJECT DETAIL SHEET

**Year:** 2024  
**Org:** CPSHRF  
**Account:** 57741: LESS LETHAL LAUNCHER

**Fund:** CAPITAL PROJECTS FUND  
**Agency:** SHERIFF

PROJECT TITLE	PROJECT COST COMPONENTS (budget year)		
Less Lethal Launcher	<u>Quantity and/or descriptive information</u>		<u>Cost</u>
<b>PROJECT DESCRIPTION / JUSTIFICATION / LOCATION</b>	30	LMT 40mm Launchers	\$ 50,100
<p>Request funding of \$50,100 for the purchase of LMT 40mm Launchers including red dot sights for impact munitions, for patrol related calls.</p> <p>Replacing 30 launchers that are required for use as an alternative weapon to limit conflict escalation. Launchers have added safety features of not likely being mistaken for live rounds, they are shaped differently and are blue.</p> <p>Sheriff's Office patrol staff currently rely on 12ga Less Lethal impact munitions. The 12ga system lacks range, maximum effective range is 25 yards, and has a greater standoff distance to reduce injury to subjects. Less-lethal weaponry is effective in replacing firearms and also reduces the number of injuries inflicted during instances of use-of-force by law enforcement officials.</p>			<b>TOTAL \$ 50,100</b>
<b>NON-DEBT REVENUE SOURCE (Type/Object/Description/2024 Amount)</b>			
N	NONE		\$ 0
<b>PROJECT FINANCIAL SUMMARY</b>		<b>2023</b>	<b>2024</b>
<b>TOTAL EXPENDITURES</b>		\$ 10,800	\$ 50,100
<b>PROJECT FUNDING SOURCES</b>			
DEBT		\$ 10,800	\$ 50,100
FEDERAL		0	0
STATE		0	0
MUNICIPAL		0	0
OTHER		0	0
<b>TOTAL FUNDING SOURCES</b>		<b>\$ 10,800</b>	<b>\$ 50,100</b>



# CAPITAL PROJECT DETAIL SHEET

**Year:** 2024  
**Org:** CPSHRF  
**Account:** 57807: MDC AND RADAR UNITS

**Fund:** CAPITAL PROJECTS FUND  
**Agency:** SHERIFF

PROJECT TITLE	PROJECT COST COMPONENTS (budget year)		
MDC and Radar Units	<b>Unit Cost</b>		
<b>PROJECT DESCRIPTION / JUSTIFICATION / LOCATION</b>	<b>Quantity and/or descriptive information</b>		
<p>Request funding of \$160,400 for the purchase of 25 MDC's, 25 docking stations, 10 printers, and 10 printer housings, 25 air cards, and 5 radar units.</p> <p>MDCs and squad printers are on a 5 year replacement schedule. 25 MDCs, 25 docking stations, 10 printers, 10 printer housings, 25 air cards, and 5 radar units have reached the end of life and require replacement. Updated MDCs, with sufficient processor speeds and memory, are required to keep pace with resource intensive software (squad video, TraCS, Tri-Tech Mobile, Spillman, and Spillman Mobile). Fully functional printers are necessary for deputies to complete duties. Ruggedized air cards are necessary in resolving connectivity issues throughout the County.</p> <p>Radar units are used to enforce speeding. Excessive speed is a contributor in a majority of fatality and incapacitating injury crashes. Reducing speeding is a high-priority objective and effective speed enforcement is an essential countermeasure to reduce speeding and lowering crash risk.</p>	<b>Cost</b>		
	25 MDC's	3,715	92,875
	25 Docking Stations	625	15,625
	10 Mobile Printers	515	5,150
	10 Mobile Printing Housing	375	3,750
	25 Air Cards	1,365	34,125
	5 Radar Units	1,765	8,825
<b>TOTAL \$</b>		<b>160,400</b>	
<b>NON-DEBT REVENUE SOURCE (Type/Object/Description/2024 Amount)</b>			
N	NONE	\$	0
<b>PROJECT FINANCIAL SUMMARY</b>		<b>2023</b>	<b>2024</b>
<b>TOTAL EXPENDITURES</b>		\$ 133,500	\$ 160,400
<b>PROJECT FUNDING SOURCES</b>			
DEBT		\$ 133,500	\$ 160,400
FEDERAL		0	0
STATE		0	0
MUNICIPAL		0	0
OTHER		0	0
<b>TOTAL FUNDING SOURCES</b>		<b>\$ 133,500</b>	<b>\$ 160,400</b>





# CAPITAL PROJECT DETAIL SHEET

**Year:** 2024  
**Org:** CPSHRF  
**Account:** NEW: NIGHT VISION & THERMAL DEVICES

**Fund:** CAPITAL PROJECTS FUND  
**Agency:** SHERIFF

PROJECT TITLE	PROJECT COST COMPONENTS (budget year)															
Night Vision & Thermal Devices	<u>Quantity and/or descriptive information</u>		<u>Cost</u>													
<b>PROJECT DESCRIPTION / JUSTIFICATION / LOCATION</b>																
<p>Request funding of \$100,000 for night vision and thermal device equipment as follows:</p> <p>4 night vision goggles @ \$10,500/goggle -- \$42,000                      4 binoculars @ \$8,900/binocular -- \$35,600                      4 white phospor @ \$4,299/phospor -- \$17,200                      8 mount systems @ \$650/system -- \$5,200</p> <p>Replacing out-lived and outdated equipment and technology to provides more precise images for easier identification enhancing officer, subject, and public safety.</p> <p>White phosphor creates a black and white visual to enhance a more natural view which provides improved definition and clarity for the wearer. White phosphor technology also improves distance and peripheral vision for the wearer.</p> <p>Night vision devices use image intensifiers to amplify ambient light to produce brighter images of surroundings. Deputies use night vision devices during nighttime surveillance, search and rescue, and other covert operations because the equipment offers reliable monitoring and surveillance in all kinds of lighting conditions, specifically in low or no-light environments.</p> <p>Night vision and thermal device equipment is required for deputy and public safety, to maintain a tactical advantage, to enhance missions, and to mitigate risks.</p>	<table> <tr> <td>4</td> <td>night vision goggles</td> <td>42,000</td> </tr> <tr> <td>4</td> <td>binoculars</td> <td>35,600</td> </tr> <tr> <td>4</td> <td>white phospor</td> <td>17,200</td> </tr> <tr> <td>8</td> <td>mount systems</td> <td>5,200</td> </tr> <tr> <td colspan="2" style="text-align: right;"><b>TOTAL \$</b></td> <td><b>100,000</b></td> </tr> </table>	4	night vision goggles	42,000	4	binoculars	35,600	4	white phospor	17,200	8	mount systems	5,200	<b>TOTAL \$</b>		<b>100,000</b>
4	night vision goggles	42,000														
4	binoculars	35,600														
4	white phospor	17,200														
8	mount systems	5,200														
<b>TOTAL \$</b>		<b>100,000</b>														
	<b>NON-DEBT REVENUE SOURCE (Type/Object/Description/2024 Amount)</b>															
	N	NONE	\$ 0													
	<b>PROJECT FINANCIAL SUMMARY</b>		<b>2023</b>													
			<b>2024</b>													
	<b>TOTAL EXPENDITURES</b>		\$ 0													
			\$ 100,000													
	<b>PROJECT FUNDING SOURCES</b>															
	DEBT		\$ 0													
			\$ 100,000													
	FEDERAL		0													
			0													
	STATE		0													
			0													
	MUNICIPAL		0													
			0													
	OTHER		0													
			0													
	<b>TOTAL FUNDING SOURCES</b>		\$ 0													
			\$ 100,000													



# CAPITAL PROJECT DETAIL SHEET

**Year:** 2024  
**Org:** CPSHRF  
**Account:** 58074: POLYGRAPH OPERATOR EQUIPMENT

**Fund:** CAPITAL PROJECTS FUND  
**Agency:** SHERIFF

PROJECT TITLE	PROJECT COST COMPONENTS (budget year)																												
Polygraph Operator Equipment	<table border="1" style="width: 100%; border-collapse: collapse;"> <thead> <tr> <th style="text-align: left;"><u>Quantity and/or descriptive information</u></th> <th style="text-align: right;"><u>Cost</u></th> </tr> </thead> <tbody> <tr> <td>Polygraph Equipment:</td> <td style="text-align: right;">12,000</td> </tr> <tr> <td>Lafayette Brand, LX6-S Polygraph Equipment</td> <td></td> </tr> <tr> <td>Headset</td> <td></td> </tr> <tr> <td>Accessories (Cords/Seated Sensor Pad, etc)</td> <td></td> </tr> <tr> <td style="text-align: right;"><b>TOTAL \$</b></td> <td style="text-align: right;"><b>12,000</b></td> </tr> </tbody> </table>		<u>Quantity and/or descriptive information</u>	<u>Cost</u>	Polygraph Equipment:	12,000	Lafayette Brand, LX6-S Polygraph Equipment		Headset		Accessories (Cords/Seated Sensor Pad, etc)		<b>TOTAL \$</b>	<b>12,000</b>															
<u>Quantity and/or descriptive information</u>	<u>Cost</u>																												
Polygraph Equipment:	12,000																												
Lafayette Brand, LX6-S Polygraph Equipment																													
Headset																													
Accessories (Cords/Seated Sensor Pad, etc)																													
<b>TOTAL \$</b>	<b>12,000</b>																												
PROJECT DESCRIPTION / JUSTIFICATION / LOCATION	<table border="1" style="width: 100%; border-collapse: collapse;"> <thead> <tr> <th colspan="3" style="background-color: #e0f2f1;">NON-DEBT REVENUE SOURCE (Type/Object/Description/2024 Amount)</th> </tr> </thead> <tbody> <tr> <td style="width: 5%;">N</td> <td style="width: 85%;">NONE</td> <td style="width: 10%; text-align: right;">\$ 0</td> </tr> </tbody> </table>		NON-DEBT REVENUE SOURCE (Type/Object/Description/2024 Amount)			N	NONE	\$ 0																					
NON-DEBT REVENUE SOURCE (Type/Object/Description/2024 Amount)																													
N	NONE	\$ 0																											
<p>Request funding of \$12,000 for polygraph operator equipment including training.</p> <p>Description of equipment:  Lafayette Brand, LX6-S Polygraph Equipment  Headset  Accessories (Cords/Seated Sensor Pad, etc)</p> <p>A polygraph is a device that collects and enables the analysis of human physiological responses through sensors physically connected to the individuals examined by this system. Polygraphs are employed to detect deception while the examinee answers a set of questions.</p> <p>Polygraph tests are useful not only to identify the criminals who might try to deceive the legal- systems, but it will also be helpful for providing justice to several innocent victims who are convicted due to the wrong verdict by the court.</p> <p>The Sheriff's Office currently has the Lafayette LX4000 DAS system for polygraph examinations with one certified polygraph examiner. This system will no longer be supported in 2024, with no replacement parts and no software upgrades available for this unit. Polygraphs are used throughout the Sheriff's Office Investigative Services Bureau and during various investigations, including but not limited to child abuse and neglect, homicide, arson, fatality crashes, and fraud. The Sheriff's Office polygraph examiner also assists other law enforcement agencies with their polygraph needs/investigations.</p>	<table border="1" style="width: 100%; border-collapse: collapse;"> <thead> <tr> <th style="background-color: #e0f2f1;">PROJECT FINANCIAL SUMMARY</th> <th style="background-color: #e0f2f1;">2023</th> <th style="background-color: #e0f2f1;">2024</th> </tr> </thead> <tbody> <tr> <td><b>TOTAL EXPENDITURES</b></td> <td style="text-align: right;">\$ 0</td> <td style="text-align: right;">\$ 12,000</td> </tr> <tr> <td><b>PROJECT FUNDING SOURCES</b></td> <td></td> <td></td> </tr> <tr> <td>DEBT</td> <td style="text-align: right;">\$ 0</td> <td style="text-align: right;">\$ 12,000</td> </tr> <tr> <td>FEDERAL</td> <td style="text-align: right;">0</td> <td style="text-align: right;">0</td> </tr> <tr> <td>STATE</td> <td style="text-align: right;">0</td> <td style="text-align: right;">0</td> </tr> <tr> <td>MUNICIPAL</td> <td style="text-align: right;">0</td> <td style="text-align: right;">0</td> </tr> <tr> <td>OTHER</td> <td style="text-align: right;">0</td> <td style="text-align: right;">0</td> </tr> <tr> <td><b>TOTAL FUNDING SOURCES</b></td> <td style="text-align: right;"><b>\$ 0</b></td> <td style="text-align: right;"><b>\$ 12,000</b></td> </tr> </tbody> </table>		PROJECT FINANCIAL SUMMARY	2023	2024	<b>TOTAL EXPENDITURES</b>	\$ 0	\$ 12,000	<b>PROJECT FUNDING SOURCES</b>			DEBT	\$ 0	\$ 12,000	FEDERAL	0	0	STATE	0	0	MUNICIPAL	0	0	OTHER	0	0	<b>TOTAL FUNDING SOURCES</b>	<b>\$ 0</b>	<b>\$ 12,000</b>
PROJECT FINANCIAL SUMMARY	2023	2024																											
<b>TOTAL EXPENDITURES</b>	\$ 0	\$ 12,000																											
<b>PROJECT FUNDING SOURCES</b>																													
DEBT	\$ 0	\$ 12,000																											
FEDERAL	0	0																											
STATE	0	0																											
MUNICIPAL	0	0																											
OTHER	0	0																											
<b>TOTAL FUNDING SOURCES</b>	<b>\$ 0</b>	<b>\$ 12,000</b>																											



# CAPITAL PROJECT DETAIL SHEET

**Year:** 2024  
**Org:** CPSHRF  
**Account:** NEW: PSB BOOKING GARAGE DOORS

**Fund:** CAPITAL PROJECTS FUND  
**Agency:** SHERIFF

PROJECT TITLE	PROJECT COST COMPONENTS (budget year)			
PSB Booking Garage Doors	<u>Quantity and/or descriptive information</u>		<u>Cost</u>	
<b>PROJECT DESCRIPTION / JUSTIFICATION / LOCATION</b>  Request funding of \$120,000 to replace two Public Safety Building (PSB), Booking area access, garage doors.  The garage doors and openers for PSB Booking are failing on a regular basis, requiring multiple service calls. These doors are high use and need to be consistency reliable for drive in access to Booking. This area requires 24X7 access and garage doors need to be reliable and secure. Facilities Management has recommended replacing the doors with high-speed garage doors.	2	High Speed Garage Doors	\$ 120,000	
	<b>TOTAL \$</b>		<b>120,000</b>	
	<b>NON-DEBT REVENUE SOURCE (Type/Object/Description/2024 Amount)</b>			
	N	NONE	\$ 0	
	<b>PROJECT FINANCIAL SUMMARY</b>		<b>2023</b>	<b>2024</b>
	<b>TOTAL EXPENDITURES</b>		\$ 0	\$ 120,000
	<b>PROJECT FUNDING SOURCES</b>			
	DEBT		\$ 0	\$ 120,000
	FEDERAL _____		0	0
	STATE _____		0	0
MUNICIPAL _____		0	0	
OTHER _____		0	0	
<b>TOTAL FUNDING SOURCES</b>		\$ 0	\$ 120,000	



# CAPITAL PROJECT DETAIL SHEET

**Year:** 2024  
**Org:** CPSHRF  
**Account:** 57016: RANGE IMPROVEMENTS

**Fund:** CAPITAL PROJECTS FUND  
**Agency:** SHERIFF

PROJECT TITLE	PROJECT COST COMPONENTS (budget year)	
Range Improvements	<u>Quantity and/or descriptive information</u>	<u>Cost</u>
<b>PROJECT DESCRIPTION / JUSTIFICATION / LOCATION</b>		
<p>Request funding of \$56,300 for improvements at the Dane County Law Enforcement Training Center (DCLETC) as follows:</p> <p>\$35,000 -- to sandblast, repair, and paint beams            \$16,300 -- to repair cement            \$5,000 to repair/replace ceiling tiles in classroom where simulator was removed</p> <p>THE DCLETC provides officers and civilians throughout the State of Wisconsin realistic and functional law enforcement training including annual in-service training, Law Enforcement Academy, jail officer and recruit training, patrol, and on-the-job training programs in areas common to all law enforcement officers such as firearms, driving, tactics, investigations, and legal training. Law enforcement officers are responsible for enforcing laws, maintaining public order, and managing public safety including investigation, apprehension, and detention of individuals suspected of criminal offenses, all which require intensive training.</p> <p>Funding of \$56,300 is required to maintain a safe and functional training facility for officers and civilians and to prevent further facility deterioration and costly repairs in the future.</p>	<p>sandblast, repair, paint 35,000            repair cement 16,300            repair/replace ceiling tiles 5,000</p>	<p>TOTAL \$ 56,300</p>
	<b>NON-DEBT REVENUE SOURCE (Type/Object/Description/2024 Amount)</b>	
	N NONE	\$ 0
	<b>PROJECT FINANCIAL SUMMARY</b>	<b>2023      2024</b>
	<b>TOTAL EXPENDITURES</b>	\$ 0      \$ 56,300
	<b>PROJECT FUNDING SOURCES</b>	
	DEBT	\$ 0      \$ 56,300
	FEDERAL _____	0      0
	STATE _____	0      0
	MUNICIPAL _____	0      0
	OTHER _____	0      0
	<b>TOTAL FUNDING SOURCES</b>	\$ 0      \$ 56,300



# CAPITAL PROJECT DETAIL SHEET

Year: 2024 Fund: CAPITAL PROJECTS FUND  
 Org: CPSHRF Agency: SHERIFF  
 Account: NEW: REPLACE SKID STEER

PROJECT TITLE	PROJECT COST COMPONENTS (budget year)		
Replace Skid Steer	<u>Quantity and/or descriptive information</u>		<u>Cost</u>
<b>PROJECT DESCRIPTION / JUSTIFICATION / LOCATION</b>			
<p>Request funding of \$80,000 for the purchase of a skid steer for the Dane County Law Enforcement Training Center (DCLETC).</p> <p>The skid steer utilized at the DCLETC is a 2005 Cat 277B, purchased used with the government 1033 Program. The skid steer has 2,400 hours of use, a hydraulic leak, and the track undercarriage requires replacement due to corrosion, the skid steer has reached end of it's useful life and requires replacement.</p> <p>Skid steers are used for operating precise tasks, they provide better visibility up front compared to tractors, and have a tight turning radius. The DCLETC uses the skid steer for roadwork, demolition, snow and debris removal, excavation, digging, trenching, grading, backfilling, loading, mowing, and material handling.</p>	1	Skid Steer	80,000
	<b>TOTAL \$</b>		<b>80,000</b>
	<b>NON-DEBT REVENUE SOURCE (Type/Object/Description/2024 Amount)</b>		
	N	NONE	\$ 0
	<b>PROJECT FINANCIAL SUMMARY</b>		
		<b>2023</b>	<b>2024</b>
<b>TOTAL EXPENDITURES</b>		\$ 0	\$ 80,000
<b>PROJECT FUNDING SOURCES</b>			
DEBT		\$ 0	\$ 80,000
FEDERAL		0	0
STATE		0	0
MUNICIPAL		0	0
OTHER		0	0
<b>TOTAL FUNDING SOURCES</b>		<b>\$ 0</b>	<b>\$ 80,000</b>



# CAPITAL PROJECT DETAIL SHEET

**Year:** 2024  
**Org:** CPSHRF  
**Account:** 58839: REPLACEMENT FURNITURE

**Fund:** CAPITAL PROJECTS FUND  
**Agency:** SHERIFF

PROJECT TITLE	PROJECT COST COMPONENTS (budget year)		
Replacement Furniture	<u>Quantity and/or descriptive information</u>		<u>Cost</u>
<b>PROJECT DESCRIPTION / JUSTIFICATION / LOCATION</b>			
Request funding of \$38,600 to replace furniture for the Jail, 24/7, work stations, for the Field Division, Stenographer Unit, and for the Public Safety Building breakroom.		Field Division - Stenos	15,000
Funding requested for desk and chair replacement over a 2- year replacement schedule for 34 desk chairs and 17 task stools for Security 24/7 work stations within the jail.		Jail 24/7 Work Stations	13,600
Funding of \$10,000 requested for furniture upgrade for the Public Safety Building breakroom which is used by all sworn and civilian staff.		PSB Breakroom	10,000
Furniture used by Field, Stenographer Unit is more than 20 years old and requires adapters for standing options. Replacement with electric desks shall offer preset height settings and will provide a uniform work surface so stenographers have an ergonomic work space.			
		<b>TOTAL \$</b>	<b>38,600</b>
	<b>NON-DEBT REVENUE SOURCE (Type/Object/Description/2024 Amount)</b>		
	N	NONE	\$ 0
	<b>PROJECT FINANCIAL SUMMARY</b>		
		<b>2023</b>	<b>2024</b>
<b>TOTAL EXPENDITURES</b>		\$ 0	\$ 38,600
<b>PROJECT FUNDING SOURCES</b>			
DEBT		\$ 0	\$ 38,600
FEDERAL		0	0
STATE		0	0
MUNICIPAL		0	0
OTHER		0	0
<b>TOTAL FUNDING SOURCES</b>		<b>\$ 0</b>	<b>\$ 38,600</b>



# CAPITAL PROJECT DETAIL SHEET

**Year:** 2024  
**Org:** CPSHRF  
**Account:** 57123: RESCUE SHIELDS

**Fund:** CAPITAL PROJECTS FUND  
**Agency:** SHERIFF

PROJECT TITLE	PROJECT COST COMPONENTS (budget year)		
Rescue Shields			
PROJECT DESCRIPTION / JUSTIFICATION / LOCATION	<u>Quantity and/or descriptive information</u>	<u>Cost</u>	
<p>Request funding of \$80,000 to purchase of 10 rifle rated Paraclete Vanguard V5 20"x30" rescue shields.</p> <p>Sheriff's Office Patrol responds to numerous high risk calls for service. Patrol vehicles are equipped with rifle rated shields however, pistol threats are more commonly encountered. Rescue shields currently in use are heavy and unwieldy resulting in a safety hazard for officers and the public. A lighter weight shield with view port, LED lights, and sheriff placard allows for improved situation assessment and faster response to critical incidents.</p> <p>The rifle rated shields for patrol vehicles are entering the ends of their rated service lives and are on a 5-yr replacement cycle, replacing the oldest shield first.</p>	10	Rescue Shields Paraclete Vanguard V5 20"x30"	\$ 80,000
	<b>TOTAL \$</b>		<b>80,000</b>
<b>NON-DEBT REVENUE SOURCE (Type/Object/Description/2024 Amount)</b>			
N	NONE		\$ 0
PROJECT FINANCIAL SUMMARY	2023	2024	
<b>TOTAL EXPENDITURES</b>	\$ 35,000	\$ 80,000	
<b>PROJECT FUNDING SOURCES</b>			
DEBT	\$ 35,000	\$ 80,000	
FEDERAL	0	0	
STATE	0	0	
MUNICIPAL	0	0	
OTHER	0	0	
<b>TOTAL FUNDING SOURCES</b>	<b>\$ 35,000</b>	<b>\$ 80,000</b>	



# CAPITAL PROJECT DETAIL SHEET

**Year:** 2024                                      **Fund:** CAPITAL PROJECTS FUND  
**Org:** CPSHRF                                      **Agency:** SHERIFF  
**Account:** 58048: RIFLE REPLACEMENT PROGRAM

PROJECT TITLE	PROJECT COST COMPONENTS (budget year)		
Rifle Replacement Program	<u>Quantity and/or descriptive information</u>	<u>Cost</u>	
<b>PROJECT DESCRIPTION / JUSTIFICATION / LOCATION</b>  Request funding of \$34,500 for the following rifle equipment:  6 sniper rifle suppressors @ \$1,250/unit -- \$7,500 2 heavy caliber sniper rifle setups @ \$13,500 /setup -- \$27,000  Rifles equip law enforcement officers with tools to solve problems they are unable to handle with a handgun. Handguns do not have the accuracy and range of a rifle. Given the increase in active shooter incidents, law enforcement officers require tools and training to match the firepower of weaponry used by violent offenders.  The Sheriff's Office is the lead Automated Law Enforcement Response Team (ALERT) for the region, requiring response in southwest Wisconsin. Call volume has increased annually. Increased requests for the sniper unit has led to a need for the higher caliber rifles to be added to the unit. Upcoming elections and the volatility of political gatherings necessitates greater use of the team. Having this additional defense available is necessary for public and officer safety.  Current rifle suppressors have loosened causing issues with targeting. Officer safety can be compromised when unable to reliably pinpoint targets.	6	sniper rifle suppressors	
		\$	7,500
	2	sniper rifle setups	27,000
			<b>TOTAL \$ 34,500</b>
	<b>NON-DEBT REVENUE SOURCE (Type/Object/Description/2024 Amount)</b>		
	N	NONE	\$ 0
	<b>PROJECT FINANCIAL SUMMARY</b>		
		<b>2023</b>	<b>2024</b>
	<b>TOTAL EXPENDITURES</b>	\$ 0	\$ 34,500
	<b>PROJECT FUNDING SOURCES</b>		
DEBT	\$ 0	\$ 34,500	
FEDERAL _____	0	0	
STATE _____	0	0	
MUNICIPAL _____	0	0	
OTHER _____	0	0	
<b>TOTAL FUNDING SOURCES</b>	<b>\$ 0</b>	<b>\$ 34,500</b>	





# CAPITAL PROJECT DETAIL SHEET

**Year:** 2024  
**Org:** CPSHRF  
**Account:** 58535: SCBA EQUIPMENT

**Fund:** CAPITAL PROJECTS FUND  
**Agency:** SHERIFF

PROJECT TITLE	PROJECT COST COMPONENTS (budget year)	
SCBA Equipment	<u>Quantity and/or descriptive information</u>	<u>Cost</u>
<b>PROJECT DESCRIPTION / JUSTIFICATION / LOCATION</b>	50	\$ 69,800
<p>Request funding of \$69,800 for the replacement of 50 Self-Contained Breathing Apparatus (SCBA) cylinders for the Dane County Jail.</p> <p>Currently the Jail has 50 SCBA cylinders that will expire in 2024. Scheduled replacement of expired SCBA cylinders is planned to spread out replacement cost. SCBA cylinders are utilized in the event of a fire in the Dane County Jail. Replacement of SCBA equipment is required for safety of Jail residents, staff, and the public.</p> <p>The quoted price per tank is \$1,396                      Jefferson Fire and Safety Inc.                      7620 Donna Dr.                      Middleton, WI. 53562                      1-800-697-3473</p>		
	<b>TOTAL</b>	<b>\$ 69,800</b>
	<b>NON-DEBT REVENUE SOURCE (Type/Object/Description/2024 Amount)</b>	
	N   NONE	\$ 0
<b>PROJECT FINANCIAL SUMMARY</b>	<b>2023</b>	<b>2024</b>
<b>TOTAL EXPENDITURES</b>	\$ 32,000	\$ 69,800
<b>PROJECT FUNDING SOURCES</b>		
DEBT	\$ 32,000	\$ 69,800
FEDERAL	0	0
STATE	0	0
MUNICIPAL	0	0
OTHER	0	0
<b>TOTAL FUNDING SOURCES</b>	<b>\$ 32,000</b>	<b>\$ 69,800</b>



# CAPITAL PROJECT DETAIL SHEET

**Year:** 2024                      **Fund:** CAPITAL PROJECTS FUND  
**Org:** CPSHRF                      **Agency:** SHERIFF  
**Account:** NEW: SECURITY UPDATE COURTHOUSE PSB

PROJECT TITLE	PROJECT COST COMPONENTS (budget year)			
Security Update Courthouse PSB	<u>Quantity and/or descriptive information</u>		<u>Cost</u>	
<b>PROJECT DESCRIPTION / JUSTIFICATION / LOCATION</b>  Request funding of \$54,200 for security updates in the Courthouse and the Public Safety Building (PSB) for installation of 8 locking solenoids, 8 card readers, cable, conduit, and wiring including 5 camera licenses, 1 network switch, cables, mounting accessories, programming, configuration, and labor costs  This funding is requested to install key card access to Courthouse gun lockers to make them more accessible to sworn staff when emergencies arise. Also, there is currently a blind spot in the PSB, 2nd floor, public hallway. Installation of 2 (Bosch IP 12 MP Fisheye Camera's and 3 Bosch IP 2MP Dome Cameras is required to provide public and staff safety as this area is frequented by individuals regularly including the 2nd floor lobby and the DNA Office, etc. Installation of this equipment will assist in addressing and ameliorating issues that arise in the hallway.  Funding will also provide for the installation of 1 key card reader to PSB, Stairwell D, staff entrance, to make Stairwell D accessible coming in to the secure entrances versus physical key access. Keycards are more versatile than regular metal keys. Cards can be reprogrammed, and in the event of a security breach, an access card can be revoked and access barred ensuring only authorized individuals can enter designated areas of the building.	8	Card Readers	\$ 35,000	
	5	Camera's	10,000	
	1	Card Reader	9,200	
				<b>TOTAL \$ 54,200</b>
	<b>NON-DEBT REVENUE SOURCE (Type/Object/Description/2024 Amount)</b>			
N	NONE		\$ 0	
<b>PROJECT FINANCIAL SUMMARY</b>		<b>2023</b>	<b>2024</b>	
<b>TOTAL EXPENDITURES</b>		\$ 0	\$ 54,200	
<b>PROJECT FUNDING SOURCES</b>				
DEBT		\$ 0	\$ 54,200	
FEDERAL		0	0	
STATE		0	0	
MUNICIPAL		0	0	
OTHER		0	0	
<b>TOTAL FUNDING SOURCES</b>		<b>\$ 0</b>	<b>\$ 54,200</b>	



# CAPITAL PROJECT DETAIL SHEET

**Year:** 2024  
**Org:** CPSHRF  
**Account:** NEW: TASER REPLACEMENT & SUPPLIES

**Fund:** CAPITAL PROJECTS FUND

**Agency:** SHERIFF

PROJECT TITLE	PROJECT COST COMPONENTS (budget year)																																								
Taser Replacement & Supplies	<u>Quantity and/or descriptive information</u>		<u>Cost</u>																																						
<b>PROJECT DESCRIPTION / JUSTIFICATION / LOCATION</b>																																									
<p>Request funding of \$716,000 for the purchase of 150 Tasers, model Taser10, including holsters, live and training magazines, batteries, 5-year warranty, cartridges, licenses, and associated accessories.</p> <p>Taser recommends 5 year shelf life per Taser due to electronic components. Currently the Sheriff's Office is using 4th generation Tasers that have reached the end of their useful life and are no longer under warranty or repairable, Taser will not repair equipment that is out of warranty. New model Tasers10, have a battery life that is approximately 5 times longer than older models which will save future expensive battery replacement costs.</p> <p>Tasers incapacitate violent individuals and protect officer safety while minimizing the risk of physical injury to suspects, deputies, and the public. Use of Tasers is lower level force than lethal force in life-threatening situations.</p>	<table border="1"> <tr> <td data-bbox="1209 433 1262 511">150</td> <td data-bbox="1262 433 1856 511">Tasers and accessories</td> <td data-bbox="1856 433 2034 511">716,000</td> </tr> <tr> <td colspan="2" data-bbox="1209 950 1856 982" style="text-align: right;"><b>TOTAL \$</b></td> <td data-bbox="1856 950 2034 982"><b>716,000</b></td> </tr> </table>	150	Tasers and accessories	716,000	<b>TOTAL \$</b>		<b>716,000</b>	<table border="1"> <thead> <tr> <th colspan="3" data-bbox="1209 982 2034 1034">NON-DEBT REVENUE SOURCE (Type/Object/Description/2024 Amount)</th> </tr> </thead> <tbody> <tr> <td data-bbox="1209 1034 1262 1086">N</td> <td data-bbox="1262 1034 1856 1086">NONE</td> <td data-bbox="1856 1034 2034 1086">\$ 0</td> </tr> </tbody> </table> <table border="1"> <thead> <tr> <th data-bbox="1209 1086 1680 1138">PROJECT FINANCIAL SUMMARY</th> <th data-bbox="1680 1086 1856 1138">2023</th> <th data-bbox="1856 1086 2034 1138">2024</th> </tr> </thead> <tbody> <tr> <td data-bbox="1209 1138 1680 1190"><b>TOTAL EXPENDITURES</b></td> <td data-bbox="1680 1138 1856 1190">\$ 0</td> <td data-bbox="1856 1138 2034 1190">\$ 716,000</td> </tr> <tr> <td colspan="3" data-bbox="1209 1190 1680 1242"><b>PROJECT FUNDING SOURCES</b></td> </tr> <tr> <td data-bbox="1209 1242 1680 1294">DEBT</td> <td data-bbox="1680 1242 1856 1294">\$ 0</td> <td data-bbox="1856 1242 2034 1294">\$ 716,000</td> </tr> <tr> <td data-bbox="1209 1294 1680 1346">FEDERAL</td> <td data-bbox="1680 1294 1856 1346">0</td> <td data-bbox="1856 1294 2034 1346">0</td> </tr> <tr> <td data-bbox="1209 1346 1680 1398">STATE</td> <td data-bbox="1680 1346 1856 1398">0</td> <td data-bbox="1856 1346 2034 1398">0</td> </tr> <tr> <td data-bbox="1209 1398 1680 1450">MUNICIPAL</td> <td data-bbox="1680 1398 1856 1450">0</td> <td data-bbox="1856 1398 2034 1450">0</td> </tr> <tr> <td data-bbox="1209 1450 1680 1502">OTHER</td> <td data-bbox="1680 1450 1856 1502">0</td> <td data-bbox="1856 1450 2034 1502">0</td> </tr> <tr> <td data-bbox="1209 1502 1680 1554"><b>TOTAL FUNDING SOURCES</b></td> <td data-bbox="1680 1502 1856 1554">\$ 0</td> <td data-bbox="1856 1502 2034 1554">\$ 716,000</td> </tr> </tbody> </table>	NON-DEBT REVENUE SOURCE (Type/Object/Description/2024 Amount)			N	NONE	\$ 0	PROJECT FINANCIAL SUMMARY	2023	2024	<b>TOTAL EXPENDITURES</b>	\$ 0	\$ 716,000	<b>PROJECT FUNDING SOURCES</b>			DEBT	\$ 0	\$ 716,000	FEDERAL	0	0	STATE	0	0	MUNICIPAL	0	0	OTHER	0	0	<b>TOTAL FUNDING SOURCES</b>	\$ 0	\$ 716,000
150	Tasers and accessories	716,000																																							
<b>TOTAL \$</b>		<b>716,000</b>																																							
NON-DEBT REVENUE SOURCE (Type/Object/Description/2024 Amount)																																									
N	NONE	\$ 0																																							
PROJECT FINANCIAL SUMMARY	2023	2024																																							
<b>TOTAL EXPENDITURES</b>	\$ 0	\$ 716,000																																							
<b>PROJECT FUNDING SOURCES</b>																																									
DEBT	\$ 0	\$ 716,000																																							
FEDERAL	0	0																																							
STATE	0	0																																							
MUNICIPAL	0	0																																							
OTHER	0	0																																							
<b>TOTAL FUNDING SOURCES</b>	\$ 0	\$ 716,000																																							



# CAPITAL PROJECT DETAIL SHEET

Year: 2024  
 Org: CPSHRF  
 Account: NEW: TRAILER SET TEAM

Fund: CAPITAL PROJECTS FUND  
 Agency: SHERIFF

PROJECT TITLE	PROJECT COST COMPONENTS (budget year)		
Trailer SET Team	<u>Quantity and/or descriptive information</u>		<u>Cost</u>
<b>PROJECT DESCRIPTION / JUSTIFICATION / LOCATION</b>			
<p>Request funding of \$5,300 for the purchase of a Dark Horse Cargo Single Axel Trailer for the Sheriff's Office, Special Events Team (SET).</p> <p>Current SET trailer is over 20 years old and has reached the end of it's useful life. The SET requires a trailer to transport equipment to events and must have the ability to be secured and locked when not in use.</p>			
	1	Dark Horse Cargo Single Axel Trailer	5,300
	<b>TOTAL \$</b>		<b>5,300</b>
<b>NON-DEBT REVENUE SOURCE (Type/Object/Description/2024 Amount)</b>			
N	NONE		\$ 0
<b>PROJECT FINANCIAL SUMMARY</b>		<b>2023</b>	<b>2024</b>
<b>TOTAL EXPENDITURES</b>		\$ 0	\$ 5,300
<b>PROJECT FUNDING SOURCES</b>			
DEBT		\$ 0	\$ 5,300
FEDERAL _____		0	0
STATE _____		0	0
MUNICIPAL _____		0	0
OTHER _____		0	0
<b>TOTAL FUNDING SOURCES</b>		<b>\$ 0</b>	<b>\$ 5,300</b>



# CAPITAL PROJECT DETAIL SHEET

**Year:** 2024  
**Org:** CPSHRF  
**Account:** NEW: UAV VEHICLE CHANGEOVER

**Fund:** CAPITAL PROJECTS FUND  
**Agency:** SHERIFF

PROJECT TITLE	PROJECT COST COMPONENTS (budget year)		
UAV Vehicle Changeover	<u>Quantity and/or descriptive information</u>		<u>Cost</u>
<b>PROJECT DESCRIPTION / JUSTIFICATION / LOCATION</b>			
Request funding of \$32,000 to refit an Emergency Management donated vehicle for use by the Sheriff's Office Unmanned Aerial Vehicle (UAV) Team.	Ambulance Upgrade to UAV Field Vehicle		\$ 32,000
Dane County Emergency Management is gifting the Sheriff's Office a decommissioned ambulance that has low mileage and is in excellent mechanical condition. The vehicle shall be used as the Sheriff's Office UAV Team to accommodate the Team's needs in the field. The vehicle refit will include graphics, external lighting to indicate a law enforcement presence, and removal of medical equipment and storage to accommodate storage and charging of different sized drones, a desk area, one inside screen, and installation of a police radio.			
	<b>TOTAL</b>		<b>\$ 32,000</b>
<b>NON-DEBT REVENUE SOURCE (Type/Object/Description/2024 Amount)</b>			
N	NONE		\$ 0
<b>PROJECT FINANCIAL SUMMARY</b>		<b>2023</b>	<b>2024</b>
<b>TOTAL EXPENDITURES</b>		\$ 0	\$ 32,000
<b>PROJECT FUNDING SOURCES</b>			
DEBT		\$ 0	\$ 32,000
FEDERAL		0	0
STATE		0	0
MUNICIPAL		0	0
OTHER		0	0
<b>TOTAL FUNDING SOURCES</b>		<b>\$ 0</b>	<b>\$ 32,000</b>



# CAPITAL PROJECT DETAIL SHEET

Year: 2024 Fund: CAPITAL PROJECTS FUND  
 Org: CPSHRF Agency: SHERIFF  
 Account: 51488: UNMANNED AERIAL VEHICLE

PROJECT TITLE	PROJECT COST COMPONENTS (budget year)		
Unmanned Aerial Vehicle	<u>Quantity and/or descriptive information</u>		<u>Cost</u>
<b>PROJECT DESCRIPTION / JUSTIFICATION / LOCATION</b>	4	EVOII Dual Enterprise Bundle V3	6,499 each \$ 26,000
<p>Request funding of \$26,000 for the purchase of 4 EVO II Enterprise V3 Unmanned Aerial Vehicles (UAV).</p> <p>EVO II Enterprise V3 UAV's integrate a superior imaging system, an upgraded 15km image transmission (SkyLink 2.0) and additional accessories in order to meet different aerial needs including inspection, search and rescue, law enforcement, and firefighting demands.</p> <p>The Sheriff's Office has six Part 107 FAA Pilot Certified UAV operators. Four of the six current operators have older and outdated UAV's. Several of the UAV batteries are swelling, making them inoperable. Purchasing replacement batteries is becoming nearly impossible as the UAV manufacturer and/or supplier no longer make/sell the batteries needed.</p> <p>Some tasks UAV Operators are utilized agency-wide for are:</p> <ul style="list-style-type: none"> <li>• Crime Scene Documentation</li> <li>• Event Planning</li> <li>• Area Searches for People</li> <li>• Accident Reconstruction</li> </ul> <p>Response time and quality equipment are critical to the success of UAV operators and missions. Within the past year, Sheriff's Office UAV operators have had two UAV's drop from the sky midflight, rendering them useless. Aging technology played a part in the UAV's malfunctioning. Repair costs exceed the value of the UAV's and will not eliminate the issues operators are experiencing with the older UAV's. Equipping each UAV operator with quality UAV's and up-to-date technology will allow the Sheriff's Office to maximize its ability to be successful with each deployment. Each successful UAV mission benefits the community and as technology evolves so does expectation of the public.</p> <p>To date, the Sheriff's Office UAV Program has responded to 112 incidents. Many of which included the response of multiple UAV operators and UAV's.</p>	<b>TOTAL \$ 26,000</b>		
<b>NON-DEBT REVENUE SOURCE (Type/Object/Description/2024 Amount)</b>			
N	NONE		\$ 0
<b>PROJECT FINANCIAL SUMMARY</b>		<b>2023</b>	<b>2024</b>
<b>TOTAL EXPENDITURES</b>		\$ 29,200	\$ 26,000
<b>PROJECT FUNDING SOURCES</b>			
DEBT		\$ 29,200	\$ 26,000
FEDERAL _____		0	0
STATE _____		0	0
MUNICIPAL _____		0	0
OTHER _____		0	0
<b>TOTAL FUNDING SOURCES</b>		\$ 29,200	\$ 26,000



# CAPITAL PROJECT DETAIL SHEET

**Year:** 2024  
**Org:** CPSHRF  
**Account:** 58923: VEHICLE & EQUIPMENT REPLACEMENT

**Fund:** CAPITAL PROJECTS FUND

**Agency:** SHERIFF

PROJECT TITLE	PROJECT COST COMPONENTS (budget year)																	
Vehicle and Equipment Replacement	<b>TOTAL \$ 1,714,700</b>																	
PROJECT DESCRIPTION / JUSTIFICATION / LOCATION	<u>Quantity and/or descriptive information</u>	<u>Cost</u>																
<p>Request funding of \$1,714,700 to purchase vehicles as follows:</p> <p>Description of Vehicles:</p> <p>26 Ford Inceptor/F150 @ \$50,000/vehicle - \$1,300,000                      3 Contract Vehicles @ \$50,000/vehicle – \$150,000                      2 Chrysler Pacifica @ \$48,000/vehicle - \$96,000                      1 Ford F250 Truck @ \$61,000                      1 Harley Davidson FLHTP @ \$26,000</p> <p><b>SUBTOTAL \$1,633,000</b></p> <p>5% Inflation \$81,700</p> <p><b>TOTAL \$1,714,700</b></p> <p>Scheduled replacement of vehicles significantly increases the operational effectiveness of the vehicle fleet. Squads are a necessary tool to deliver law enforcement services provided by the Sheriff's Office. Replacement of vehicles is essential to ensure safe, proficient, and reliable vehicle use for Sheriff's Office law enforcement personnel.</p>	<table border="0"> <tr> <td>26</td> <td>Ford Inceptor/F150</td> <td style="text-align: right;">1,300,000</td> </tr> <tr> <td>3</td> <td>Contract Vehicles</td> <td style="text-align: right;">150,000</td> </tr> <tr> <td>2</td> <td>Chrysler Pacifica</td> <td style="text-align: right;">96,000</td> </tr> <tr> <td>1</td> <td>Ford F250 Truck</td> <td style="text-align: right;">61,000</td> </tr> <tr> <td>1</td> <td>Harley Davidson Motorcycle inflation</td> <td style="text-align: right;">26,000 81,700</td> </tr> </table>	26	Ford Inceptor/F150	1,300,000	3	Contract Vehicles	150,000	2	Chrysler Pacifica	96,000	1	Ford F250 Truck	61,000	1	Harley Davidson Motorcycle inflation	26,000 81,700		
26	Ford Inceptor/F150	1,300,000																
3	Contract Vehicles	150,000																
2	Chrysler Pacifica	96,000																
1	Ford F250 Truck	61,000																
1	Harley Davidson Motorcycle inflation	26,000 81,700																
	NON-DEBT REVENUE SOURCE (Type/Object/Description/2024 Amount)																	
	N	NONE	\$ 0															
PROJECT FINANCIAL SUMMARY	2023	2024																
<b>TOTAL EXPENDITURES</b>	\$ 842,000	\$ 1,714,700																
<b>PROJECT FUNDING SOURCES</b>																		
DEBT	\$ 842,000	\$ 1,714,700																
FEDERAL	0	0																
STATE	0	0																
MUNICIPAL	0	0																
OTHER	0	0																
<b>TOTAL FUNDING SOURCES</b>	<b>\$ 842,000</b>	<b>\$ 1,714,700</b>																









# CAPITAL PROJECT DETAIL SHEET

**Year:** 2024  
**Org:** CPPUBSAF  
**Account:** 58154: PSC BUILDING

**Fund:** CAPITAL PROJECTS FUND  
**Agency:** PUBLIC SAFETY COMMUNICATIONS

PROJECT TITLE	PROJECT COST COMPONENTS (budget year)			
New Building	<u>Quantity and/or descriptive information</u>		<u>Cost</u>	
<b>PROJECT DESCRIPTION / JUSTIFICATION / LOCATION</b>			\$ 36,472,343	
<p>PSC has reached capacity in the current space within the City County Building. Continued growth and security concerns have made it necessary to build a new space that can meet the needs of PSC now and for many years into the future. This funding is priced to include all furniture and necessary items to establish a functioning cutting edge Communications Center.</p>			<b>TOTAL \$ 36,472,400</b>	
	NON-DEBT REVENUE SOURCE (Type/Object/Description/2024 Amount)			
	N	NONE	\$ 0	
	PROJECT FINANCIAL SUMMARY		2023	2024
	<b>TOTAL EXPENDITURES</b>		\$ 770,000	\$ 36,472,400
	<b>PROJECT FUNDING SOURCES</b>			
	DEBT		\$ 770,000	\$ 36,472,400
	FEDERAL		0	0
	STATE		0	0
	MUNICIPAL		0	0
OTHER		0	0	
<b>TOTAL FUNDING SOURCES</b>		<b>\$ 770,000</b>	<b>\$ 36,472,400</b>	





# CAPITAL PROJECT DETAIL SHEET

Year: 2024      Fund: CAPITAL PROJECTS FUND  
 Org: CPPUBSAF      Agency: PUBLIC SAFETY COMMUNICATIONS  
 Account: NEW: UPS BATTERY REPLACEMENT

PROJECT TITLE	PROJECT COST COMPONENTS (budget year)		
UPS Battery Replacement	<u>Quantity and/or descriptive information</u>	<u>Cost</u>	
<b>PROJECT DESCRIPTION / JUSTIFICATION / LOCATION</b>	6	\$ 35,000	
<p>The UPS batteries were last replaced in 2019 and have reached end of life. They will need to be replaced to ensure they can carry the sufficient electrical load to bridge between commercial and generator power in the event of an electrical outage.</p>	<b>TOTAL \$ 35,000</b>		
	<b>NON-DEBT REVENUE SOURCE (Type/Object/Description/2024 Amount)</b>		
	N	NONE	\$ 0
	<b>PROJECT FINANCIAL SUMMARY</b>		
	<b>2023</b>	<b>2024</b>	
<b>TOTAL EXPENDITURES</b>	\$ 0	\$ 35,000	
<b>PROJECT FUNDING SOURCES</b>			
DEBT	\$ 0	\$ 35,000	
FEDERAL	0	0	
STATE	0	0	
MUNICIPAL	0	0	
OTHER	0	0	
<b>TOTAL FUNDING SOURCES</b>	<b>\$ 0</b>	<b>\$ 35,000</b>	



# CAPITAL PROJECT DETAIL SHEET

**Year:** 2024

**Fund:** CAPITAL PROJECTS FUND

**Org:** CPPUBSAF

**Agency:** PUBLIC SAFETY COMMUNICATIONS

**Account:** 52215: UPS CAPACITOR REPLACEMENTS

PROJECT TITLE	PROJECT COST COMPONENTS (budget year)			
UPS Capacitor Replacements	<u>Quantity and/or descriptive information</u>		<u>Cost</u>	
<b>PROJECT DESCRIPTION / JUSTIFICATION / LOCATION</b>	\$ 8,000			
<p>The current UPS capacitors will reach end of life in late 2024 and need to be replaced to ensure UPS functions correctly in the event of a power outage.</p>	<b>TOTAL \$ 8,000</b>			
	<b>NON-DEBT REVENUE SOURCE (Type/Object/Description/2024 Amount)</b>			
	N	NONE	\$ 0	
	<b>PROJECT FINANCIAL SUMMARY</b>		<b>2023</b>	<b>2024</b>
	<b>TOTAL EXPENDITURES</b>		\$ 0	\$ 8,000
<b>PROJECT FUNDING SOURCES</b>				
DEBT		\$ 0	\$ 8,000	
FEDERAL		0	0	
STATE		0	0	
MUNICIPAL		0	0	
OTHER		0	0	
<b>TOTAL FUNDING SOURCES</b>		<b>\$ 0</b>	<b>\$ 8,000</b>	



# CAPITAL PROJECT DETAIL SHEET

**Year:** 2024  
**Org:** CPPUBSAF  
**Account:** 58221: VIRTUAL CAD WORKSTATIONS

**Fund:** CAPITAL PROJECTS FUND  
**Agency:** PUBLIC SAFETY COMMUNICATIONS

PROJECT TITLE	PROJECT COST COMPONENTS (budget year)	
Virtual CAD Workstations	<u>Quantity and/or descriptive information</u>	<u>Cost</u>
<b>PROJECT DESCRIPTION / JUSTIFICATION / LOCATION</b>	6	\$ 100,000
<p>Due to the 24x7x365 operations of the department our computer workstations need to be replaced with current equipment to maintain reliability for our compatibility with increasing software specifications. PSC maintains a 5 year replacement cycle for CAD workstations and the workstations at our primary location are due for replacement in 2024.</p>	<b>TOTAL \$ 100,000</b>	
<b>NON-DEBT REVENUE SOURCE (Type/Object/Description/2024 Amount)</b>		
N	NONE	\$ 0
<b>PROJECT FINANCIAL SUMMARY</b>		<b>2023</b>
		<b>2024</b>
<b>TOTAL EXPENDITURES</b>		\$ 0
		\$ 100,000
<b>PROJECT FUNDING SOURCES</b>		
DEBT		\$ 0
		\$ 100,000
FEDERAL		0
		0
STATE		0
		0
MUNICIPAL		0
		0
OTHER		0
		0
<b>TOTAL FUNDING SOURCES</b>		<b>\$ 0</b>
		<b>\$ 100,000</b>



# CAPITAL PROJECT DETAIL SHEET

**Year:** 2024

**Fund:** CAPITAL PROJECTS FUND

**Org:** JCCAPPRJ

**Agency:** JUVENILE COURT PROGRAM

**Account:** 58333: REPLACEMENT EQUIP-DETENTION

PROJECT TITLE	PROJECT COST COMPONENTS (budget year)		
Juvenile Detention security camera addition	<u>Quantity and/or descriptive information</u>		<u>Cost</u>
<b>PROJECT DESCRIPTION / JUSTIFICATION / LOCATION</b>	4	Digital security cameras	\$ 15,000
<p>Juvenile Detention has discovered two areas that have "blind spots" for camera coverage, so it would be beneficial to add four cameras to cover these areas.</p>	<b>TOTAL \$ 15,000</b>		
<b>NON-DEBT REVENUE SOURCE (Type/Object/Description/2024 Amount)</b>			
N	NONE		\$ 0
<b>PROJECT FINANCIAL SUMMARY</b>		<b>2023</b>	<b>2024</b>
<b>TOTAL EXPENDITURES</b>		\$ 0	\$ 15,000
<b>PROJECT FUNDING SOURCES</b>			
DEBT		\$ 0	\$ 15,000
FEDERAL _____		0	0
STATE _____		0	0
MUNICIPAL _____		0	0
OTHER _____		0	0
<b>TOTAL FUNDING SOURCES</b>		<b>\$ 0</b>	<b>\$ 15,000</b>



# CAPITAL PROJECT DETAIL SHEET

**Year:** 2024  
**Org:** JCCAPPRJ  
**Account:** 58139: SHELTER HOME UPDATES

**Fund:** CAPITAL PROJECTS FUND  
**Agency:** JUVENILE COURT PROGRAM

PROJECT TITLE	PROJECT COST COMPONENTS (budget year)		
Juvenile Shelter Home updates	<u>Quantity and/or descriptive information</u>		<u>Cost</u>
<b>PROJECT DESCRIPTION / JUSTIFICATION / LOCATION</b>	1	Replace/repair various items	\$ 55,000
1. Replace water heater 2. Repair and replacement of shower stall tile 3. Replace Basement flooring 4. Replace ceiling in various areas			<b>TOTAL \$ 55,000</b>
<b>NON-DEBT REVENUE SOURCE (Type/Object/Description/2024 Amount)</b>			
	N	NONE	\$ 0
<b>PROJECT FINANCIAL SUMMARY</b>		<b>2023</b>	<b>2024</b>
<b>TOTAL EXPENDITURES</b>		\$ 0	\$ 55,000
<b>PROJECT FUNDING SOURCES</b>			
DEBT		\$ 0	\$ 55,000
FEDERAL _____		0	0
STATE _____		0	0
MUNICIPAL _____		0	0
OTHER _____		0	0
<b>TOTAL FUNDING SOURCES</b>		\$ 0	\$ 55,000





# CAPITAL PROJECT DETAIL SHEET

**Year:** 2024  
**Org:** BPHCCAPP  
**Account:** 58398: BPHCC RESIDENT FLOORNG REPLACE

**Fund:** BADGER PRAIRIE CAPITL PROJECTS  
**Agency:** HUMAN SERVICES DEPARTMENT

PROJECT TITLE	PROJECT COST COMPONENTS (budget year)	
BPHCC Carpet Replacement - Sitting Areas	<u>Quantity and/or descriptive information</u>	<u>Cost</u>
<b>PROJECT DESCRIPTION / JUSTIFICATION / LOCATION</b>		
Remove and replace carpeting in the Badger Prairie sitting areas. Floor coverings are worn and this project is essential to maintain the health and safety of the residents and staff of BPHCC.	Carpet material and labor per quote	75,000
	<b>TOTAL \$</b>	<b>75,000</b>
	<b>NON-DEBT REVENUE SOURCE (Type/Object/Description/2024 Amount)</b>	
	N NONE	\$ 0
	<b>PROJECT FINANCIAL SUMMARY</b>	<b>2023      2024</b>
	<b>TOTAL EXPENDITURES</b>	\$ 0      \$ 75,000
	<b>PROJECT FUNDING SOURCES</b>	
	DEBT	\$ 0      \$ 75,000
	FEDERAL _____	0      0
	STATE _____	0      0
	MUNICIPAL _____	0      0
	OTHER _____	0      0
	<b>TOTAL FUNDING SOURCES</b>	<b>\$ 0      \$ 75,000</b>



# CAPITAL PROJECT DETAIL SHEET

**Year:** 2024  
**Org:** BPHCCAPP  
**Account:** 58030: PARKING LOT REPLACEMENT-BPHCC

**Fund:** BADGER PRAIRIE CAPITL PROJECTS  
**Agency:** HUMAN SERVICES DEPARTMENT

PROJECT TITLE	PROJECT COST COMPONENTS (budget year)		
BPHCC Parking Lot Expansion	<u>Quantity and/or descriptive information</u>		<u>Cost</u>
<b>PROJECT DESCRIPTION / JUSTIFICATION / LOCATION</b>			
<p>This project involves the expansion of the current parking lot to accommodate the impact of a planned expansion of the Badger Prairie Needs Network facility which would displace 13 parking spaces in the existing parking lot.</p>	<p>Parking lot expansion</p>		<p>225,000</p>
	<b>TOTAL \$</b>		<b>225,000</b>
	<b>NON-DEBT REVENUE SOURCE (Type/Object/Description/2024 Amount)</b>		
	N	NONE	\$ 0
	<b>PROJECT FINANCIAL SUMMARY</b>		
		<b>2023</b>	<b>2024</b>
	<b>TOTAL EXPENDITURES</b>	\$ 0	\$ 225,000
	<b>PROJECT FUNDING SOURCES</b>		
	DEBT	\$ 0	\$ 225,000
	FEDERAL _____	0	0
	STATE _____	0	0
	MUNICIPAL _____	0	0
	OTHER _____	0	0
	<b>TOTAL FUNDING SOURCES</b>	<b>\$ 0</b>	<b>\$ 225,000</b>



# CAPITAL PROJECT DETAIL SHEET

**Year:** 2024  
**Org:** BPHCCAPP  
**Account:** 58400: RESIDENT CARE EQUIPMENT/IMPRVM

**Fund:** BADGER PRAIRIE CAPITL PROJECTS  
**Agency:** HUMAN SERVICES DEPARTMENT

PROJECT TITLE	PROJECT COST COMPONENTS (budget year)		
Resident Care Equipment/Improvements	<u>Quantity and/or descriptive information</u> <span style="float: right;"><u>Cost</u></span>		
<b>PROJECT DESCRIPTION / JUSTIFICATION / LOCATION</b>			
Replace Badger Prairie resident equipment for client care and treatment.	16	Arjo Patient Lift Maxisky	2,500 40,000
	25	Invacare Hi/Low Adj Bed CS9	3,000 75,000
	<b>TOTAL \$</b>		<b>115,000</b>
<b>NON-DEBT REVENUE SOURCE (Type/Object/Description/2024 Amount)</b>			
	N	NONE	\$ 0
<b>PROJECT FINANCIAL SUMMARY</b>		<b>2023</b>	<b>2024</b>
<b>TOTAL EXPENDITURES</b>		\$ 90,500	\$ 115,000
<b>PROJECT FUNDING SOURCES</b>			
DEBT		\$ 90,500	\$ 115,000
FEDERAL _____		0	0
STATE _____		0	0
MUNICIPAL _____		0	0
OTHER _____		0	0
<b>TOTAL FUNDING SOURCES</b>		<b>\$ 90,500</b>	<b>\$ 115,000</b>



# CAPITAL PROJECT DETAIL SHEET

**Year:** 2024  
**Org:** BPHCCAPP  
**Account:** NEW: RESTROOM RENOVATION/UPGRADE

**Fund:** BADGER PRAIRIE CAPITL PROJECTS  
**Agency:** HUMAN SERVICES DEPARTMENT

PROJECT TITLE	PROJECT COST COMPONENTS (budget year)	
Staff Restroom Renovation	<u>Quantity and/or descriptive information</u>	<u>Cost</u>
<b>PROJECT DESCRIPTION / JUSTIFICATION / LOCATION</b>		
Renovate and restore Badger Prairie staff restrooms to appropriate working condition.	10 Materials & labor per quote	45,000
	<b>TOTAL \$</b>	<b>45,000</b>
	<b>NON-DEBT REVENUE SOURCE (Type/Object/Description/2024 Amount)</b>	
	N NONE	\$ 0
	<b>PROJECT FINANCIAL SUMMARY</b>	<b>2023      2024</b>
	<b>TOTAL EXPENDITURES</b>	\$ 0      \$ 45,000
	<b>PROJECT FUNDING SOURCES</b>	
	DEBT	\$ 0      \$ 45,000
	FEDERAL _____	0      0
	STATE _____	0      0
	MUNICIPAL _____	0      0
	OTHER _____	0      0
	<b>TOTAL FUNDING SOURCES</b>	\$ 0      \$ 45,000



# CAPITAL PROJECT DETAIL SHEET

**Year:** 2024  
**Org:** BPHCCAPP  
**Account:** 58926: VEHICLE REPLACEMENT

**Fund:** BADGER PRAIRIE CAPITL PROJECTS  
**Agency:** HUMAN SERVICES DEPARTMENT

PROJECT TITLE	PROJECT COST COMPONENTS (budget year)		
Badger Prairie Vehicle Replacement	<u>Quantity and/or descriptive information</u>		<u>Cost</u>
<b>PROJECT DESCRIPTION / JUSTIFICATION / LOCATION</b>			
Replace an aging vehicle which poses a safety risk to staff and Badger Prairie residents transported. Replacement will have capacity to transport more residents in wheelchairs.	1	6 passenger/8wheelchair shuttle bus	168,000
	<b>TOTAL \$</b>		<b>168,000</b>
	<b>NON-DEBT REVENUE SOURCE (Type/Object/Description/2024 Amount)</b>		
	N	NONE	\$ 0
	<b>PROJECT FINANCIAL SUMMARY</b>		
		<b>2023</b>	<b>2024</b>
<b>TOTAL EXPENDITURES</b>	\$	0	\$ 168,000
<b>PROJECT FUNDING SOURCES</b>			
DEBT	\$	0	\$ 168,000
FEDERAL		0	0
STATE		0	0
MUNICIPAL		0	0
OTHER		0	0
<b>TOTAL FUNDING SOURCES</b>	<b>\$</b>	<b>0</b>	<b>\$ 168,000</b>







# CAPITAL PROJECT DETAIL SHEET

**Year:** 2024  
**Org:** HSCAPPRJ  
**Account:** 51078: DCHA HABITAT GRANT

**Fund:** CAPITAL PROJECTS FUND  
**Agency:** HUMAN SERVICES DEPARTMENT

PROJECT TITLE	PROJECT COST COMPONENTS (budget year)							
HABITAT FOR HUMANITY FUNDING								
<b>PROJECT DESCRIPTION / JUSTIFICATION / LOCATION</b>								
<p>This project involves \$2 million in funds to provide a grant to the Dane County Housing Authority to make funds available to Habitat for Humanity for the purchase of land to be used for the development of affordable housing. The funding will be offered as a grant and will be available to Habitat for Humanity of Dane County (HFHDC) to purchase vacant land or existing housing stock in need of rehabilitation. The constructed, or rehabbed homes, would be sold to income eligible homebuyers under HFHDC eligibility criteria. Funds will be granted to the Dane County Housing Authority (DCHA) that will then grant funds to HFHDC. Individual lots to be acquired will be approved by Dane County, prior to DCHA granting funds to HFHDC.</p>	<table border="1" style="width: 100%; border-collapse: collapse;"> <thead> <tr> <th style="text-align: left;"><u>Quantity and/or descriptive information</u></th> <th style="text-align: right;"><u>Cost</u></th> </tr> </thead> <tbody> <tr> <td>Habitat for Humanity Grant</td> <td style="text-align: right;">\$ 2,000,000</td> </tr> <tr> <td colspan="2" style="text-align: right;"><b>TOTAL \$ 2,000,000</b></td> </tr> </tbody> </table>		<u>Quantity and/or descriptive information</u>	<u>Cost</u>	Habitat for Humanity Grant	\$ 2,000,000	<b>TOTAL \$ 2,000,000</b>	
<u>Quantity and/or descriptive information</u>	<u>Cost</u>							
Habitat for Humanity Grant	\$ 2,000,000							
<b>TOTAL \$ 2,000,000</b>								
	<b>NON-DEBT REVENUE SOURCE (Type/Object/Description/2024 Amount)</b>							
	N	\$ 0						
	<b>PROJECT FINANCIAL SUMMARY</b>							
	<b>2023</b>	<b>2024</b>						
<b>TOTAL EXPENDITURES</b>	\$ 0	\$ 2,000,000						
<b>PROJECT FUNDING SOURCES</b>								
DEBT	\$ 0	\$ 2,000,000						
FEDERAL	0	0						
STATE	0	0						
MUNICIPAL	0	0						
OTHER	0	0						
<b>TOTAL FUNDING SOURCES</b>	<b>\$ 0</b>	<b>\$ 2,000,000</b>						





# CAPITAL PROJECT DETAIL SHEET

**Year:** 2024      **Fund:** CAPITAL PROJECTS FUND  
**Org:** HSCAPPRJ      **Agency:** HUMAN SERVICES DEPARTMENT  
**Account:** 51079: FARM WORKER HOUSING FUND

PROJECT TITLE	PROJECT COST COMPONENTS (budget year)							
Farm Worker Housing Fund	<u>Quantity and/or descriptive information</u>	<u>Cost</u>						
<b>PROJECT DESCRIPTION / JUSTIFICATION / LOCATION</b>	<table style="width: 100%; border-collapse: collapse;"> <tr> <td style="width: 80%;">Farm Worker Housing Fund</td> <td style="width: 10%; text-align: center;">\$</td> <td style="width: 10%; text-align: right;">8,000,000</td> </tr> <tr> <td colspan="2" style="text-align: right;"><b>TOTAL</b></td> <td style="text-align: right;"><b>\$ 8,000,000</b></td> </tr> </table>		Farm Worker Housing Fund	\$	8,000,000	<b>TOTAL</b>		<b>\$ 8,000,000</b>
Farm Worker Housing Fund	\$	8,000,000						
<b>TOTAL</b>		<b>\$ 8,000,000</b>						
<p>As the home to more than 2,500 farms, Dane County needs to take the lead in creating safe and stable homes for farmworkers and prioritize the most vulnerable immigrant farmworkers in this effort. Hiring a consultant(s) to study the scope of this need, engage the farmworker community and other stakeholders, and develop policy and funding recommendations will assist Dane County in the development of a safe farmworker housing program. The remaining funds may be used for planning, land acquisition, and development costs.</p>	<b>NON-DEBT REVENUE SOURCE (Type/Object/Description/2024 Amount)</b>							
	N	NONE	\$ 0					
	<b>PROJECT FINANCIAL SUMMARY</b>							
		<b>2023</b>	<b>2024</b>					
	<b>TOTAL EXPENDITURES</b>	\$ 0	\$ 8,000,000					
	<b>PROJECT FUNDING SOURCES</b>							
	DEBT	\$ 0	\$ 8,000,000					
	FEDERAL _____	0	0					
	STATE _____	0	0					
	MUNICIPAL _____	0	0					
OTHER _____	0	0						
<b>TOTAL FUNDING SOURCES</b>								
	\$ 0	\$ 8,000,000						



# CAPITAL PROJECT DETAIL SHEET

**Year:** 2024  
**Org:** HSCAPPRJ  
**Account:** 51081: FITCHBURG TEEN CENTER

**Fund:** CAPITAL PROJECTS FUND  
**Agency:** HUMAN SERVICES DEPARTMENT

PROJECT TITLE	PROJECT COST COMPONENTS (budget year)		
Fitchburg Teen Center	<u>Quantity and/or descriptive information</u> <span style="float: right;"><u>Cost</u></span>		
<b>PROJECT DESCRIPTION / JUSTIFICATION / LOCATION</b>	Fitchburg Teen Center <span style="float: right;">\$ 1,000,000</span>		
<p>The City of Fitchburg has budgeted funds to explore the feasibility of establishing a teen center. This project allocates \$1 million for feasibility and development of a teen center in Fitchburg. Initially, up to \$75,000 of these funds will be made available to Fitchburg to study the feasibility of establishing a teen center. This funding will be dependent upon an intergovernmental agreement with Fitchburg, and the City contributing no less than 50% of the cost of the study. The study must include a projection of capital development costs and future operating costs for the center and identify sources to fund future operations. When completed, the results of the study will be presented to the Health and Human Needs Committee. Based on the results of the study, the balance of the funding may be made available for capital expenditures for development of the center pursuant to an intergovernmental agreement that provides that Fitchburg will provide the balance of the cost for the development of the center from City sources or private fundraising.</p>	<b>TOTAL \$ 1,000,000</b>		
<b>NON-DEBT REVENUE SOURCE (Type/Object/Description/2024 Amount)</b>			
N	NONE	\$	0
<b>PROJECT FINANCIAL SUMMARY</b>		<b>2023</b>	<b>2024</b>
<b>TOTAL EXPENDITURES</b>		\$ 0	\$ 1,000,000
<b>PROJECT FUNDING SOURCES</b>			
DEBT		\$ 0	\$ 1,000,000
FEDERAL _____		0	0
STATE _____		0	0
MUNICIPAL _____		0	0
OTHER _____		0	0
<b>TOTAL FUNDING SOURCES</b>		\$ 0	\$ 1,000,000



# CAPITAL PROJECT DETAIL SHEET

**Year:** 2024

**Fund:** CAPITAL PROJECTS FUND

**Org:** HSCAPPRJ

**Agency:** HUMAN SERVICES DEPARTMENT

**Account:** 51083: ST JOHNS HOUSING PROJECT

PROJECT TITLE	PROJECT COST COMPONENTS (budget year)																																																	
St. John's Housing Project	<table border="1"> <thead> <tr> <th data-bbox="1220 347 1856 375"><u>Quantity and/or descriptive information</u></th> <th colspan="2" data-bbox="1856 347 2030 375"><u>Cost</u></th> </tr> </thead> <tbody> <tr> <td data-bbox="1220 402 1856 430">St Johns Project</td> <td data-bbox="1856 402 1913 430">\$</td> <td data-bbox="1913 402 2030 430">1,350,000</td> </tr> <tr> <td colspan="2" data-bbox="1220 954 1856 982" style="text-align: right;"><b>TOTAL</b></td> <td data-bbox="1856 954 2030 982"><b>\$ 1,350,000</b></td> </tr> </tbody> </table>			<u>Quantity and/or descriptive information</u>	<u>Cost</u>		St Johns Project	\$	1,350,000	<b>TOTAL</b>		<b>\$ 1,350,000</b>																																						
<u>Quantity and/or descriptive information</u>	<u>Cost</u>																																																	
St Johns Project	\$	1,350,000																																																
<b>TOTAL</b>		<b>\$ 1,350,000</b>																																																
PROJECT DESCRIPTION / JUSTIFICATION / LOCATION																																																		
<p>St Johns Lutheran Church is in the process of demolishing its church building and redeveloping the property as a mixed use project with affordable housing and space for worship, fellowship and community service. The development costs of the project have exceeded expectations. The \$1,350,000 in the Capital Budget designated for the St. Johns affordable housing project is contingent upon the project increasing the number of units set aside for people on Dane County's Homeless Services Consortium coordinated entry list from 5 to 11 and an increase in the contribution from the City of Madison in the amount of \$1,350,000.</p>	<table border="1"> <thead> <tr> <th colspan="3" data-bbox="1211 987 2039 1036">NON-DEBT REVENUE SOURCE (Type/Object/Description/2024 Amount)</th> </tr> <tr> <th data-bbox="1211 1036 1262 1084">N</th> <th data-bbox="1262 1036 1856 1084"></th> <th data-bbox="1856 1036 2039 1084">\$</th> </tr> </thead> <tbody> <tr> <td data-bbox="1211 1084 1262 1133"></td> <td data-bbox="1262 1084 1856 1133">NONE</td> <td data-bbox="1856 1084 2039 1133">0</td> </tr> <tr> <th colspan="3" data-bbox="1211 1133 2039 1161">PROJECT FINANCIAL SUMMARY</th> </tr> <tr> <td colspan="2" data-bbox="1211 1161 1680 1188"></td> <th data-bbox="1680 1161 1856 1188">2023</th> <th data-bbox="1856 1161 2039 1188">2024</th> </tr> <tr> <td colspan="2" data-bbox="1211 1188 1680 1216"><b>TOTAL EXPENDITURES</b></td> <td data-bbox="1680 1188 1856 1216">\$ 0</td> <td data-bbox="1856 1188 2039 1216">\$ 1,350,000</td> </tr> <tr> <th colspan="3" data-bbox="1211 1216 2039 1243">PROJECT FUNDING SOURCES</th> </tr> <tr> <td colspan="2" data-bbox="1211 1243 1680 1271">DEBT</td> <td data-bbox="1680 1243 1856 1271">\$ 0</td> <td data-bbox="1856 1243 2039 1271">\$ 1,350,000</td> </tr> <tr> <td colspan="2" data-bbox="1211 1271 1680 1299">FEDERAL</td> <td data-bbox="1680 1271 1856 1299">0</td> <td data-bbox="1856 1271 2039 1299">0</td> </tr> <tr> <td colspan="2" data-bbox="1211 1299 1680 1326">STATE</td> <td data-bbox="1680 1299 1856 1326">0</td> <td data-bbox="1856 1299 2039 1326">0</td> </tr> <tr> <td colspan="2" data-bbox="1211 1326 1680 1354">MUNICIPAL</td> <td data-bbox="1680 1326 1856 1354">0</td> <td data-bbox="1856 1326 2039 1354">0</td> </tr> <tr> <td colspan="2" data-bbox="1211 1354 1680 1382">OTHER</td> <td data-bbox="1680 1354 1856 1382">0</td> <td data-bbox="1856 1354 2039 1382">0</td> </tr> <tr> <td colspan="2" data-bbox="1211 1382 1680 1409"><b>TOTAL FUNDING SOURCES</b></td> <td data-bbox="1680 1382 1856 1409">\$ 0</td> <td data-bbox="1856 1382 2039 1409">\$ 1,350,000</td> </tr> </tbody> </table>			NON-DEBT REVENUE SOURCE (Type/Object/Description/2024 Amount)			N		\$		NONE	0	PROJECT FINANCIAL SUMMARY					2023	2024	<b>TOTAL EXPENDITURES</b>		\$ 0	\$ 1,350,000	PROJECT FUNDING SOURCES			DEBT		\$ 0	\$ 1,350,000	FEDERAL		0	0	STATE		0	0	MUNICIPAL		0	0	OTHER		0	0	<b>TOTAL FUNDING SOURCES</b>		\$ 0	\$ 1,350,000
NON-DEBT REVENUE SOURCE (Type/Object/Description/2024 Amount)																																																		
N		\$																																																
	NONE	0																																																
PROJECT FINANCIAL SUMMARY																																																		
		2023	2024																																															
<b>TOTAL EXPENDITURES</b>		\$ 0	\$ 1,350,000																																															
PROJECT FUNDING SOURCES																																																		
DEBT		\$ 0	\$ 1,350,000																																															
FEDERAL		0	0																																															
STATE		0	0																																															
MUNICIPAL		0	0																																															
OTHER		0	0																																															
<b>TOTAL FUNDING SOURCES</b>		\$ 0	\$ 1,350,000																																															



# CAPITAL PROJECT DETAIL SHEET

**Year:** 2024  
**Org:** LIO  
**Account:** 57472: FLY DANE DIGITAL TERRAIN & ORT

**Fund:** LAND INFORMATION  
**Agency:** LAND INFORMATION OFFICE

PROJECT TITLE	PROJECT COST COMPONENTS (budget year)			
Fly Dane Digital Terrain Project				
PROJECT DESCRIPTION / JUSTIFICATION / LOCATION	<u>Quantity and/or descriptive information</u> <span style="float: right;"><u>Cost</u></span>			
<p>The Dane County Land Information Office (LIO) is proposing a Fly Dane Digital Terrain project for all of Dane County in 2024. The project would acquire county wide, detailed terrain data, using airborne Light Detection and Ranging (LiDAR) technology.</p> <p>Dane County is partnering with a group of Wisconsin counties that are applying for USGS-3DEP funding to offset the cost of LiDAR in 2024. This project will acquire LiDAR data at Quality Level 1 (QL1) accuracy, or 8 points/square meter. This data is 4 times more accurate than the data acquired in 2017. The \$376,200 expenditures will be offset by utilizing USGS-3DEP funding of \$238,260. The remaining the LIO is requesting a capital expenditure of \$137,940.</p> <p>Geographic Information Systems (GIS) are an integral part of the daily operations of Dane County departments and other local governments. The current digital terrain data is over 7 years old and needs to be updated. Activities like view shed analysis, storm water modeling, steep slope analysis, development of 1-foot contours depend on accurate and updated terrain data. Departments that rely on this data and the derivative products that they help support, include Land &amp; Water Resources (LWRD), Planning &amp; Development, Highway, Regional Planning Commission, and Emergency Management. In addition, online tools such as AccessDane and DCiMap depend on current information to assist residents and in turn reduce public calls to County staff and allow staff resources to be focused on other tasks.</p>	Fly Dane Terrain Project	\$ 376,200		
	2024 Financing Resources:			
	Dane County:	137,940		
	USGS:	238,260		
	Total:	376,200		
	<b>TOTAL \$ 376,200</b>			
	NON-DEBT REVENUE SOURCE (Type/Object/Description/2024 Amount)			
	F	84075 USGS 3DEP GRANT	\$ 238,300	
	PROJECT FINANCIAL SUMMARY		2023	2024
	<b>TOTAL EXPENDITURES</b>		\$ 225,000	\$ 376,200
<b>PROJECT FUNDING SOURCES</b>				
DEBT		\$ 0	\$ 137,900	
FEDERAL	USGS		238,300	
STATE	Strategic Initiative Grant	48,000	0	
MUNICIPAL	Fly Dane Partners	75,000	0	
OTHER	LIO Fund Balance	102,000	0	
<b>TOTAL FUNDING SOURCES</b>		\$ 225,000	\$ 376,200	





# CAPITAL PROJECT DETAIL SHEET

**Year:** 2024                      **Fund:** SOLID WASTE  
**Org:** SWCOMPST                **Agency:** DEPT OF WASTE & RENEWABLES  
**Account:** NEW: COMPOST PERMITTING AND DESIGN

PROJECT TITLE	PROJECT COST COMPONENTS (budget year)		
COMPOST PERMITTING AND DESIGN	<u>Quantity and/or descriptive information</u>		<u>Cost</u>
<b>PROJECT DESCRIPTION / JUSTIFICATION / LOCATION</b>	Facility engineering		\$ 500,000
Description:  Facility engineering.  Total cost: \$500,000  Projected Life: 20 years  Location:  Dane County Landfill Site #3  <b>COMPOST FACILITY</b> 3402 Cty Hwy AB Madison, WI 53718			<b>TOTAL \$ 500,000</b>
<b>NON-DEBT REVENUE SOURCE (Type/Object/Description/2024 Amount)</b>			
	N	NONE	\$ 0
<b>PROJECT FINANCIAL SUMMARY</b>		<b>2023</b>	<b>2024</b>
<b>TOTAL EXPENDITURES</b>		\$ 0	\$ 500,000
<b>PROJECT FUNDING SOURCES</b>			
DEBT		\$ 0	\$ 500,000
FEDERAL _____		0	0
STATE _____		0	0
MUNICIPAL _____		0	0
OTHER _____		0	0
<b>TOTAL FUNDING SOURCES</b>		\$ 0	\$ 500,000



# CAPITAL PROJECT DETAIL SHEET

**Year:** 2024  
**Org:** SWCOMPST  
**Account:** 57399: EQUIPMENT

**Fund:** SOLID WASTE  
**Agency:** DEPT OF WASTE & RENEWABLES

PROJECT TITLE	PROJECT COST COMPONENTS (budget year)		
EQUIPMENT	<u>Quantity and/or descriptive information</u>	<u>Cost</u>	
PROJECT DESCRIPTION / JUSTIFICATION / LOCATION	Equipment procurement.	\$ 2,000,000	
Description:  Equipment procurement (screeners, turners, etc.).  Total cost: \$2,000,000  Projected Life: 10 years  Location: Dane County Landfill Site #3  <b>COMPOST FACILITY/SITE 3</b> 3402 Cty Hwy AB Madison, WI 53718	<b>TOTAL \$ 2,000,000</b>		
	<b>NON-DEBT REVENUE SOURCE (Type/Object/Description/2024 Amount)</b>		
	N	NONE	\$ 0
	<b>PROJECT FINANCIAL SUMMARY</b>		
		<b>2023</b>	<b>2024</b>
	<b>TOTAL EXPENDITURES</b>	\$ 0	\$ 2,000,000
	<b>PROJECT FUNDING SOURCES</b>		
	DEBT	\$ 0	\$ 2,000,000
	FEDERAL _____	0	0
	STATE _____	0	0
MUNICIPAL _____	0	0	
OTHER _____	0	0	
<b>TOTAL FUNDING SOURCES</b>			
	\$ 0	\$ 2,000,000	



# CAPITAL PROJECT DETAIL SHEET

Year: 2024 Fund: SOLID WASTE  
 Org: SWLNDFLL Agency: DEPT OF WASTE & RENEWABLES  
 Account: NEW: SITE 3 - PERMITTING AND DESIGN

PROJECT TITLE	PROJECT COST COMPONENTS (budget year)	
SITE 3 - PERMITTING AND DESIGN	<u>Quantity and/or descriptive information</u>	<u>Cost</u>
PROJECT DESCRIPTION / JUSTIFICATION / LOCATION	Permitting and design	\$ 1,500,000
Description: Permitting and design. Total cost: \$1,500,000 Projected Life: 20 years  Location: Dane County Landfill <b>Site 3</b> 3402 Cty Hwy AB Madison, WI 53718	<b>TOTAL \$ 1,500,000</b>	
	NON-DEBT REVENUE SOURCE (Type/Object/Description/2024 Amount)	
	N NONE	\$ 0
	PROJECT FINANCIAL SUMMARY	2023
		2024
	<b>TOTAL EXPENDITURES</b>	\$ 0
		\$ 1,500,000
	<b>PROJECT FUNDING SOURCES</b>	
	DEBT	\$ 0
		\$ 1,500,000
	FEDERAL	0
		0
	STATE	0
		0
	MUNICIPAL	0
		0
	OTHER	0
		0
	<b>TOTAL FUNDING SOURCES</b>	\$ 0
		\$ 1,500,000









# CAPITAL PROJECT DETAIL SHEET

Year: 2024

Fund: SOLID WASTE

Org: SWLNDFLL

Agency: DEPT OF WASTE &amp; RENEWABLES

Account: NEW: SITE 3 - WATER MAIN EXTENSION

PROJECT TITLE	PROJECT COST COMPONENTS (budget year)	
SITE 3 - WATER MAIN EXTENSION	<u>Quantity and/or descriptive information</u>	<u>Cost</u>
<b>PROJECT DESCRIPTION / JUSTIFICATION / LOCATION</b>		
Description:  Water main extension  Total cost: \$1,500,000  Projected Life: 20 years  Location: Dane County Landfill <b>Site 3</b> 3402 Cty Hwy AB Madison, WI 53718	Water main extension <span style="float: right;">\$ 1,500,000</span>	
	<b>TOTAL \$</b>	<b>1,500,000</b>
	<b>NON-DEBT REVENUE SOURCE (Type/Object/Description/2024 Amount)</b>	
	N   NONE	\$ 0
	<b>PROJECT FINANCIAL SUMMARY</b>	
	<b>2023</b>	<b>2024</b>
<b>TOTAL EXPENDITURES</b>	\$ 0	\$ 1,500,000
<b>PROJECT FUNDING SOURCES</b>		
DEBT	\$ 0	\$ 1,500,000
FEDERAL _____	0	0
STATE _____	0	0
MUNICIPAL _____	0	0
OTHER _____	0	0
<b>TOTAL FUNDING SOURCES</b>	<b>\$ 0</b>	<b>\$ 1,500,000</b>



# CAPITAL PROJECT DETAIL SHEET

Year: 2024  
 Org: SWMETHGO  
 Account: 57399: EQUIPMENT

Fund: METHANE GAS  
 Agency: DEPT OF WASTE & RENEWABLES

PROJECT TITLE	PROJECT COST COMPONENTS (budget year)		
Equipment	<u>Quantity and/or descriptive information</u>		<u>Cost</u>
<b>PROJECT DESCRIPTION / JUSTIFICATION / LOCATION</b>			
Description:  Replacing air compressor, vac truck (50%) and capital tools for the RNG plant.  Total cost: \$400,000  Projected Life: 10 years  Location: Dane County Landfill site #2 <b>RNG Plant</b> 7102 US HWY 12&18 Madison, WI 53718	Equipment	\$	400,000
	<b>TOTAL \$</b>		<b>400,000</b>
	<b>NON-DEBT REVENUE SOURCE (Type/Object/Description/2024 Amount)</b>		
	N	NONE	\$ 0
	<b>PROJECT FINANCIAL SUMMARY</b>		
		<b>2023</b>	<b>2024</b>
	<b>TOTAL EXPENDITURES</b>	\$ 150,000	\$ 400,000
	<b>PROJECT FUNDING SOURCES</b>		
	DEBT	\$ 150,000	\$ 400,000
	FEDERAL	0	0
	STATE	0	0
	MUNICIPAL	0	0
	OTHER	0	0
	<b>TOTAL FUNDING SOURCES</b>	<b>\$ 150,000</b>	<b>\$ 400,000</b>



# CAPITAL PROJECT DETAIL SHEET

**Year:** 2024  
**Org:** SWMETHGO  
**Account:** 58112: FORKLIFT

**Fund:** METHANE GAS  
**Agency:** DEPT OF WASTE & RENEWABLES

PROJECT TITLE	PROJECT COST COMPONENTS (budget year)	
FORKLIFT	<u>Quantity and/or descriptive information</u>	<u>Cost</u>
<b>PROJECT DESCRIPTION / JUSTIFICATION / LOCATION</b>	FORKLIFT	\$ 50,000
<p>Description:</p> <p>New forklift for heavy inventory.</p> <p>Total cost: \$50,000</p> <p>Projected Life: 10 years</p> <p>Location:</p> <p>Dane County Landfill site #2  <b>RNG Plant</b>                      7102 US HWY 12&amp;18                      Madison, WI 53718</p>	<b>TOTAL \$ 50,000</b>	
<b>NON-DEBT REVENUE SOURCE (Type/Object/Description/2024 Amount)</b>		
N	NONE	\$ 0
<b>PROJECT FINANCIAL SUMMARY</b>	<b>2023</b>	<b>2024</b>
<b>TOTAL EXPENDITURES</b>	\$ 0	\$ 50,000
<b>PROJECT FUNDING SOURCES</b>		
DEBT	\$ 0	\$ 50,000
FEDERAL _____	0	0
STATE _____	0	0
MUNICIPAL _____	0	0
OTHER _____	0	0
<b>TOTAL FUNDING SOURCES</b>	<b>\$ 0</b>	<b>\$ 50,000</b>



# CAPITAL PROJECT DETAIL SHEET

**Year:** 2024  
**Org:** SWMETHGO  
**Account:** 57528: GAS SYSTEM UPGRADES

**Fund:** METHANE GAS  
**Agency:** DEPT OF WASTE & RENEWABLES

PROJECT TITLE	PROJECT COST COMPONENTS (budget year)	
GAS SYSTEM UPGRADES	<u>Quantity and/or descriptive information</u>	<u>Cost</u>
PROJECT DESCRIPTION / JUSTIFICATION / LOCATION	Gas system upgrades	\$ 250,000
Description:  New wellfield systems.  Total cost: \$250,000  Projected Life: 20 years  Location: Dane County Landfill site #2 <b>RNG Plant</b> 7102 US HWY 12&18 Madison, WI 53718	<b>TOTAL \$ 250,000</b>	
<b>NON-DEBT REVENUE SOURCE (Type/Object/Description/2024 Amount)</b>		
N	NONE	\$ 0
<b>PROJECT FINANCIAL SUMMARY</b>		
	<b>2023</b>	<b>2024</b>
<b>TOTAL EXPENDITURES</b>	\$ 150,000	\$ 250,000
<b>PROJECT FUNDING SOURCES</b>		
DEBT	\$ 150,000	\$ 250,000
FEDERAL	0	0
STATE	0	0
MUNICIPAL	0	0
OTHER	0	0
<b>TOTAL FUNDING SOURCES</b>	<b>\$ 150,000</b>	<b>\$ 250,000</b>



# CAPITAL PROJECT DETAIL SHEET

Year: 2024 Fund: METHANE GAS  
 Org: SWMETHGO Agency: DEPT OF WASTE & RENEWABLES  
 Account: 58133: H2S SYSTEM EXPANSION

PROJECT TITLE	PROJECT COST COMPONENTS (budget year)		
H2S SYSTEM EXPANSION	<u>Quantity and/or descriptive information</u>		<u>Cost</u>
<b>PROJECT DESCRIPTION / JUSTIFICATION / LOCATION</b>	H2S SYSTEM EXPANSION		\$ 1,000,000
Description:			
On-going H2S system expansion for RNG plant.			
Total cost: \$4,600,000			
2024 COSTS: \$1,000,000			
Projected Life: 10 years			
Location:			
Dane County Landfill site #2			
<b>RNG Plant</b>			
7102 US HWY 12&18			
Madison, WI 53718			
	<b>TOTAL</b>		<b>\$ 1,000,000</b>
	<b>NON-DEBT REVENUE SOURCE (Type/Object/Description/2024 Amount)</b>		
	N	NONE	\$ 0
	<b>PROJECT FINANCIAL SUMMARY</b>		
		<b>2023</b>	<b>2024</b>
<b>TOTAL EXPENDITURES</b>		\$ 2,500,000	\$ 1,000,000
<b>PROJECT FUNDING SOURCES</b>			
DEBT		\$ 2,500,000	\$ 1,000,000
FEDERAL		0	0
STATE		0	0
MUNICIPAL		0	0
OTHER		0	0
<b>TOTAL FUNDING SOURCES</b>		<b>\$ 2,500,000</b>	<b>\$ 1,000,000</b>



# CAPITAL PROJECT DETAIL SHEET

**Year:** 2024  
**Org:** SWMETHGO  
**Account:** 57802: MAINTENANCE BUILDING

**Fund:** METHANE GAS  
**Agency:** DEPT OF WASTE & RENEWABLES

PROJECT TITLE	PROJECT COST COMPONENTS (budget year)		
MAINTENANCE BUILDING	<u>Quantity and/or descriptive information</u>		<u>Cost</u>
	Maintenance building	\$	500,000
<b>PROJECT DESCRIPTION / JUSTIFICATION / LOCATION</b>			
Description:  Ongoing maintenance building for continuing operations.  Total cost: \$2,000,000  2024 costs: \$500,000  Projected Life: 20 years  Location: Dane County Landfill site #2 <b>RNG Plant</b> 7102 US HWY 12&18 Madison, WI 53718	<b>TOTAL</b>		<b>\$ 500,000</b>
	<b>NON-DEBT REVENUE SOURCE (Type/Object/Description/2024 Amount)</b>		
	N	NONE	\$ 0
	<b>PROJECT FINANCIAL SUMMARY</b>		<b>2023</b>
			<b>2024</b>
	<b>TOTAL EXPENDITURES</b>	\$ 1,400,000	\$ 500,000
	<b>PROJECT FUNDING SOURCES</b>		
	DEBT	\$ 1,400,000	\$ 500,000
	FEDERAL	0	0
	STATE	0	0
	MUNICIPAL	0	0
	OTHER	0	0
	<b>TOTAL FUNDING SOURCES</b>	<b>\$ 1,400,000</b>	<b>\$ 500,000</b>





# CAPITAL PROJECT DETAIL SHEET

Year: 2024

Fund: METHANE GAS

Org: SWMETHGO

Agency: DEPT OF WASTE &amp; RENEWABLES

Account: NEW: SET RULE IMPROVEMENTS

PROJECT TITLE	PROJECT COST COMPONENTS (budget year)		
SET RULE IMPROVEMENTS	<u>Quantity and/or descriptive information</u>		<u>Cost</u>
<b>PROJECT DESCRIPTION / JUSTIFICATION / LOCATION</b>	SET RULE IMPROVEMENTS \$ 750,000		
<p>Description:</p> <p>Investments to achieve 2023 SET rule improvements.</p> <p>Total cost: \$750,000</p> <p>Projected Life: 10 years</p> <p>Location:</p> <p>Dane County Landfill site #2  <b>RNG Plant</b>            7102 US HWY 12&amp;18            Madison, WI 53718</p>	<b>TOTAL \$ 750,000</b>		
<b>NON-DEBT REVENUE SOURCE (Type/Object/Description/2024 Amount)</b>			
N	NONE	\$ 0	
<b>PROJECT FINANCIAL SUMMARY</b>		<b>2023</b>	<b>2024</b>
<b>TOTAL EXPENDITURES</b>		\$ 0	\$ 750,000
<b>PROJECT FUNDING SOURCES</b>			
DEBT		\$ 0	\$ 750,000
FEDERAL		0	0
STATE		0	0
MUNICIPAL		0	0
OTHER		0	0
<b>TOTAL FUNDING SOURCES</b>		\$ 0	\$ 750,000





# CAPITAL PROJECT DETAIL SHEET

**Year:** 2024  
**Org:** SWRODFLD  
**Account:** 57141: BUILDING DEMOLITION

**Fund:** SOLID WASTE  
**Agency:** DEPT OF WASTE & RENEWABLES

PROJECT TITLE	PROJECT COST COMPONENTS (budget year)		
BUILDING DEMOLITION	<u>Quantity and/or descriptive information</u>		<u>Cost</u>
<b>PROJECT DESCRIPTION / JUSTIFICATION / LOCATION</b>	<div style="float: right; text-align: right;">           Building demolition \$ 125,000         </div>		
<p>Description: Demolish Country Corner and other structures.</p> <p>Project cost: \$ 125,000 Projected life: 20 years</p> <p>Location:  Dane County Landfill Site #2 7102 US HWY 12&amp;18 Madison, WI 53718</p>	<b>TOTAL \$ 125,000</b>		
<b>NON-DEBT REVENUE SOURCE (Type/Object/Description/2024 Amount)</b>			
N	NONE	\$	0
<b>PROJECT FINANCIAL SUMMARY</b>		<b>2023</b>	<b>2024</b>
<b>TOTAL EXPENDITURES</b>		\$ 0	\$ 125,000
<b>PROJECT FUNDING SOURCES</b>			
DEBT		\$ 0	\$ 125,000
FEDERAL		0	0
STATE		0	0
MUNICIPAL		0	0
OTHER		0	0
<b>TOTAL FUNDING SOURCES</b>		<b>\$ 0</b>	<b>\$ 125,000</b>



# CAPITAL PROJECT DETAIL SHEET

Year: 2024  
Org: SWRODFLD  
Account: 57426: FACILITY UPGRADES

Fund: SOLID WASTE  
Agency: DEPT OF WASTE & RENEWABLES

PROJECT TITLE	PROJECT COST COMPONENTS (budget year)		
FACILITY UPGRADES	<u>Quantity and/or descriptive information</u>		<u>Cost</u>
<b>PROJECT DESCRIPTION / JUSTIFICATION / LOCATION</b>  Description: Paving and fencing sites.  Project cost: \$ 300,000 Projected life: 20 years  Location:  Dane County Landfill Site #2 7102 US HWY 12&18 Madison, WI 53718	Facility upgrades		\$ 300,000
	<b>TOTAL</b>		<b>\$ 300,000</b>
<b>NON-DEBT REVENUE SOURCE (Type/Object/Description/2024 Amount)</b>			
N	NONE	\$	0
<b>PROJECT FINANCIAL SUMMARY</b>		<b>2023</b>	<b>2024</b>
<b>TOTAL EXPENDITURES</b>		\$ 300,000	\$ 300,000
<b>PROJECT FUNDING SOURCES</b>			
DEBT		\$ 300,000	\$ 300,000
FEDERAL		0	0
STATE		0	0
MUNICIPAL		0	0
OTHER		0	0
<b>TOTAL FUNDING SOURCES</b>		<b>\$ 300,000</b>	<b>\$ 300,000</b>





# CAPITAL PROJECT DETAIL SHEET

**Year:** 2024  
**Org:** SWRODFLD  
**Account:** 57767: LONG TERM CARE & CLOSURE

**Fund:** SOLID WASTE  
**Agency:** DEPT OF WASTE & RENEWABLES

PROJECT TITLE	PROJECT COST COMPONENTS (budget year)						
LONG TERM CARE AND CLOSURE							
<b>PROJECT DESCRIPTION / JUSTIFICATION / LOCATION</b>							
<p>Description: Funding for WDNR required long term care and closure.</p> <p>Project cost: \$ 3,500,000 Projected life: 20 years</p> <p>Location:  Dane County Landfill Site #2 7102 US HWY 12&amp;18 Madison, WI 53718</p>	<table border="1"> <thead> <tr> <th style="background-color: #e0f2f1;"><u>Quantity and/or descriptive information</u></th> <th style="background-color: #e0f2f1;"><u>Cost</u></th> </tr> </thead> <tbody> <tr> <td>Long term Care and Closure</td> <td style="text-align: right;">\$ 3,500,000</td> </tr> <tr> <td colspan="2" style="text-align: right;"><b>TOTAL \$ 3,500,000</b></td> </tr> </tbody> </table>	<u>Quantity and/or descriptive information</u>	<u>Cost</u>	Long term Care and Closure	\$ 3,500,000	<b>TOTAL \$ 3,500,000</b>	
<u>Quantity and/or descriptive information</u>	<u>Cost</u>						
Long term Care and Closure	\$ 3,500,000						
<b>TOTAL \$ 3,500,000</b>							
	<b>NON-DEBT REVENUE SOURCE (Type/Object/Description/2024 Amount)</b>						
	N	\$ 0					
	<b>PROJECT FINANCIAL SUMMARY</b>						
	<b>2023</b>	<b>2024</b>					
<b>TOTAL EXPENDITURES</b>	\$ 0	\$ 3,500,000					
<b>PROJECT FUNDING SOURCES</b>							
DEBT	\$ 0	\$ 3,500,000					
FEDERAL	0	0					
STATE	0	0					
MUNICIPAL	0	0					
OTHER	0	0					
<b>TOTAL FUNDING SOURCES</b>	<b>\$ 0</b>	<b>\$ 3,500,000</b>					



# CAPITAL PROJECT DETAIL SHEET

Year: 2024 Fund: SOLID WASTE  
 Org: SWRODFLD Agency: DEPT OF WASTE & RENEWABLES  
 Account: 58050: PASSENGER VEHICLE

PROJECT TITLE	PROJECT COST COMPONENTS (budget year)	
PASSENGER VEHICLE	<u>Quantity and/or descriptive information</u>	<u>Cost</u>
<b>PROJECT DESCRIPTION / JUSTIFICATION / LOCATION</b>  Description: Replace old vehicles with electric car or truck.  Project cost: \$ 120,000 Projected life: 10 years  Location:  Dane County Landfill Site #2 7102 US HWY 12&18 Madison, WI 53718	Passenger vehicle	\$ 120,000
	<b>TOTAL \$ 120,000</b>	
<b>NON-DEBT REVENUE SOURCE (Type/Object/Description/2024 Amount)</b>		
N	NONE	\$ 0
<b>PROJECT FINANCIAL SUMMARY</b>		<b>2023</b>
<b>TOTAL EXPENDITURES</b>		\$ 120,000
<b>PROJECT FUNDING SOURCES</b>		<b>2024</b>
DEBT		\$ 120,000
FEDERAL		0
STATE		0
MUNICIPAL		0
OTHER		0
<b>TOTAL FUNDING SOURCES</b>		<b>\$ 120,000</b>



# CAPITAL PROJECT DETAIL SHEET

**Year:** 2024  
**Org:** SWRODFLD  
**Account:** 58534: SCALE SYSTEM REPLACEMENT

**Fund:** SOLID WASTE  
**Agency:** DEPT OF WASTE & RENEWABLES

PROJECT TITLE	PROJECT COST COMPONENTS (budget year)	
SCALE SYSTEM REPLACEMENT		
PROJECT DESCRIPTION / JUSTIFICATION / LOCATION	<u>Quantity and/or descriptive information</u> <span style="float: right;"><u>Cost</u></span>	
Description: Current system causing delays due to hardware failures.  Project cost: \$ 300,000 Projected life: 10 years  Location:  Dane County Landfill Site #2 7102 US HWY 12&18 Madison, WI 53718	Scale system replacement	\$ 300,000
	<b>TOTAL \$ 300,000</b>	
	NON-DEBT REVENUE SOURCE (Type/Object/Description/2024 Amount)	
	N   NONE	\$ 0
PROJECT FINANCIAL SUMMARY	2023	2024
<b>TOTAL EXPENDITURES</b>	\$ 0	\$ 300,000
<b>PROJECT FUNDING SOURCES</b>		
DEBT	\$ 0	\$ 300,000
FEDERAL _____	0	0
STATE _____	0	0
MUNICIPAL _____	0	0
OTHER _____	0	0
TOTAL FUNDING SOURCES	\$ 0	\$ 300,000





# CAPITAL PROJECT DETAIL SHEET

**Year:** 2024  
**Org:** SWRODFLD  
**Account:** 58135: VAC TRUCK

**Fund:** SOLID WASTE  
**Agency:** DEPT OF WASTE & RENEWABLES

PROJECT TITLE	PROJECT COST COMPONENTS (budget year)	
VAC TRUCK	<u>Quantity and/or descriptive information</u>	<u>Cost</u>
<b>PROJECT DESCRIPTION / JUSTIFICATION / LOCATION</b>		
<p>Description: Replace old vac truck with new.</p> <p>Project cost: \$ 250,000 Projected life: 10 years</p> <p>Location:  Dane County Landfill Site #2 7102 US HWY 12&amp;18 Madison, WI 53718</p>	<p>New dozer</p> <p style="text-align: right;">\$ 250,000</p>	
	<b>TOTAL</b>	<b>\$ 250,000</b>
	<b>NON-DEBT REVENUE SOURCE (Type/Object/Description/2024 Amount)</b>	
	N   NONE	\$ 0
	<b>PROJECT FINANCIAL SUMMARY</b>	<b>2023      2024</b>
	<b>TOTAL EXPENDITURES</b>	\$ 0      \$ 250,000
	<b>PROJECT FUNDING SOURCES</b>	
	DEBT	\$ 0      \$ 250,000
	FEDERAL	0      0
	STATE	0      0
	MUNICIPAL	0      0
	OTHER	0      0
	<b>TOTAL FUNDING SOURCES</b>	\$ 0      \$ 250,000



# CAPITAL PROJECT DETAIL SHEET

**Year:** 2024  
**Org:** SWRODFLD  
**Account:** 58971: WATER TRUCK

**Fund:** SOLID WASTE  
**Agency:** DEPT OF WASTE & RENEWABLES

PROJECT TITLE	PROJECT COST COMPONENTS (budget year)										
WATER TRUCK	<table border="1" style="width: 100%; border-collapse: collapse;"> <thead> <tr> <th style="background-color: #e0f2f1;"><u>Quantity and/or descriptive information</u></th> <th colspan="2" style="background-color: #e0f2f1;"><u>Cost</u></th> </tr> </thead> <tbody> <tr> <td style="text-align: center;">Front end loader</td> <td style="text-align: right;">\$</td> <td style="text-align: right;">300,000</td> </tr> <tr> <td colspan="2" style="text-align: right;"><b>TOTAL</b></td> <td style="text-align: right;"><b>\$ 300,000</b></td> </tr> </tbody> </table>		<u>Quantity and/or descriptive information</u>	<u>Cost</u>		Front end loader	\$	300,000	<b>TOTAL</b>		<b>\$ 300,000</b>
<u>Quantity and/or descriptive information</u>	<u>Cost</u>										
Front end loader	\$	300,000									
<b>TOTAL</b>		<b>\$ 300,000</b>									
PROJECT DESCRIPTION / JUSTIFICATION / LOCATION	<table border="1" style="width: 100%; border-collapse: collapse;"> <thead> <tr> <th colspan="3" style="background-color: #e0f2f1;">NON-DEBT REVENUE SOURCE (Type/Object/Description/2024 Amount)</th> </tr> </thead> <tbody> <tr> <td style="width: 5%; text-align: center;">N</td> <td style="width: 85%;">NONE</td> <td style="width: 10%; text-align: right;">\$ 0</td> </tr> </tbody> </table>		NON-DEBT REVENUE SOURCE (Type/Object/Description/2024 Amount)			N	NONE	\$ 0			
NON-DEBT REVENUE SOURCE (Type/Object/Description/2024 Amount)											
N	NONE	\$ 0									
<p>Description: Replace old water truck with new.</p> <p>Project cost: \$ 300,000 Projected life: 10 years</p> <p>Location:  Dane County Landfill Site #2 7102 US HWY 12&amp;18 Madison, WI 53718</p>	PROJECT FINANCIAL SUMMARY										
		<b>2023</b>	<b>2024</b>								
	<b>TOTAL EXPENDITURES</b>	\$ 0	\$ 300,000								
	<b>PROJECT FUNDING SOURCES</b>										
	DEBT	\$ 0	\$ 300,000								
	FEDERAL _____	0	0								
	STATE _____	0	0								
	MUNICIPAL _____	0	0								
OTHER _____	0	0									
TOTAL FUNDING SOURCES	\$ 0	\$ 300,000									



# CAPITAL PROJECT DETAIL SHEET

Year: 2024 Fund: SOLID WASTE  
 Org: SWSUSTAN Agency: DEPT OF WASTE & RENEWABLES  
 Account: NEW: CAMPUS DESIGN & CONSTRUCTION

PROJECT TITLE	PROJECT COST COMPONENTS (budget year)							
CAMPUS DESIGN & CONSTRUCTION	<table border="1" style="width: 100%; border-collapse: collapse;"> <thead> <tr> <th style="text-align: left;"><u>Quantity and/or descriptive information</u></th> <th style="text-align: right;"><u>Cost</u></th> </tr> </thead> <tbody> <tr> <td>Civil infrastructure</td> <td style="text-align: right;">\$ 2,000,000</td> </tr> <tr> <td colspan="2" style="text-align: right;"><b>TOTAL \$ 2,000,000</b></td> </tr> </tbody> </table>		<u>Quantity and/or descriptive information</u>	<u>Cost</u>	Civil infrastructure	\$ 2,000,000	<b>TOTAL \$ 2,000,000</b>	
<u>Quantity and/or descriptive information</u>	<u>Cost</u>							
Civil infrastructure	\$ 2,000,000							
<b>TOTAL \$ 2,000,000</b>								
PROJECT DESCRIPTION / JUSTIFICATION / LOCATION	NON-DEBT REVENUE SOURCE (Type/Object/Description/2024 Amount)							
Description:  Civil infrastructure  Total cost: \$2,000,000  Projected Life: 20 years  Location: Dane County <b>Sustainability Campus</b> 3402 CTY HWY AB Madison, WI 53718	N	NONE	\$ 0					
	PROJECT FINANCIAL SUMMARY		2023	2024				
	<b>TOTAL EXPENDITURES</b>		\$ 0	\$ 2,000,000				
	<b>PROJECT FUNDING SOURCES</b>							
	DEBT		\$ 0	\$ 2,000,000				
	FEDERAL _____		0	0				
	STATE _____		0	0				
	MUNICIPAL _____		0	0				
	OTHER _____		0	0				
	<b>TOTAL FUNDING SOURCES</b>		<b>\$ 0</b>	<b>\$ 2,000,000</b>				





# CAPITAL PROJECT DETAIL SHEET

Year: 2024 Fund: SOLID WASTE  
 Org: SWSUSTAN Agency: DEPT OF WASTE & RENEWABLES  
 Account: NEW: WASTE EDUCATION CENTER

PROJECT TITLE	PROJECT COST COMPONENTS (budget year)	
WASTE EDUCATION CENTER	<u>Quantity and/or descriptive information</u>	<u>Cost</u>
<b>PROJECT DESCRIPTION / JUSTIFICATION / LOCATION</b>	Waste Education Center & Admin Building	\$ 8,000,000
Description:  Waste Education Center & Admin Building  Total cost: \$8,000,000  Projected Life: 20 years  Location: Dane County <b>Sustainability Campus</b> 3402 CTY HWY AB Madison, WI 53718	<b>TOTAL \$ 8,000,000</b>	
	NON-DEBT REVENUE SOURCE (Type/Object/Description/2024 Amount)	
	N NONE	\$ 0
PROJECT FINANCIAL SUMMARY	2023	2024
<b>TOTAL EXPENDITURES</b>	\$ 0	\$ 8,000,000
<b>PROJECT FUNDING SOURCES</b>		
DEBT	\$ 0	\$ 8,000,000
FEDERAL _____	0	0
STATE _____	0	0
MUNICIPAL _____	0	0
OTHER _____	0	0
<b>TOTAL FUNDING SOURCES</b>	<b>\$ 0</b>	<b>\$ 8,000,000</b>



# CAPITAL PROJECT DETAIL SHEET

Year: 2024  
 Org: SWTRANS  
 Account: 57399: EQUIPMENT

Fund: SOLID WASTE  
 Agency: DEPT OF WASTE & RENEWABLES

PROJECT TITLE	PROJECT COST COMPONENTS (budget year)	
EQUIPMENT	<u>Quantity and/or descriptive information</u>	<u>Cost</u>
<b>PROJECT DESCRIPTION / JUSTIFICATION / LOCATION</b>		
Description:  Grinder and loader equipment.  Total cost: \$500,000  Projected Life: 10 years  Location: Dane County Landfill site #2 <b>TRANSFER STATION</b> 7102 US HWY 12&18 Madison, WI 53718	EQUIPMENT	\$ 500,000
	<b>TOTAL</b>	<b>\$ 500,000</b>
	<b>NON-DEBT REVENUE SOURCE (Type/Object/Description/2024 Amount)</b>	
	N   NONE	\$ 0
	<b>PROJECT FINANCIAL SUMMARY</b>	<b>2023      2024</b>
	<b>TOTAL EXPENDITURES</b>	\$ 0      \$ 500,000
	<b>PROJECT FUNDING SOURCES</b>	
	DEBT	\$ 0      \$ 500,000
	FEDERAL _____	0      0
	STATE _____	0      0
	MUNICIPAL _____	0      0
	OTHER _____	0      0
	<b>TOTAL FUNDING SOURCES</b>	<b>\$ 0      \$ 500,000</b>



# CAPITAL PROJECT DETAIL SHEET

**Year:** 2024  
**Org:** SWTRANS  
**Account:** 57426: FACILITY UPGRADES

**Fund:** SOLID WASTE  
**Agency:** DEPT OF WASTE & RENEWABLES

PROJECT TITLE	PROJECT COST COMPONENTS (budget year)							
FACILITY UPGRADES								
PROJECT DESCRIPTION / JUSTIFICATION / LOCATION								
Description:  Facility upgrades.  Total cost: \$500,000  Projected Life: 10 years  Location: Dane County Landfill site #2 <b>TRANSFER STATION</b> 7102 US HWY 12&18 Madison, WI 53718	<table border="1" style="width: 100%; border-collapse: collapse;"> <thead> <tr> <th style="text-align: left; border-bottom: none;"><u>Quantity and/or descriptive information</u></th> <th style="text-align: right; border-bottom: none;"><u>Cost</u></th> </tr> </thead> <tbody> <tr> <td style="border-top: none;">Facility upgrades</td> <td style="text-align: right; border-top: none;">\$ 500,000</td> </tr> <tr> <td style="border-top: none; text-align: right;"><b>TOTAL</b></td> <td style="text-align: right; border-top: none;"><b>\$ 500,000</b></td> </tr> </tbody> </table>		<u>Quantity and/or descriptive information</u>	<u>Cost</u>	Facility upgrades	\$ 500,000	<b>TOTAL</b>	<b>\$ 500,000</b>
<u>Quantity and/or descriptive information</u>	<u>Cost</u>							
Facility upgrades	\$ 500,000							
<b>TOTAL</b>	<b>\$ 500,000</b>							
	<b>TOTAL \$ 500,000</b>							
	<b>NON-DEBT REVENUE SOURCE (Type/Object/Description/2024 Amount)</b>							
	N   NONE	\$ 0						
	<b>PROJECT FINANCIAL SUMMARY</b>							
	<b>2023</b>	<b>2024</b>						
<b>TOTAL EXPENDITURES</b>	\$ 300,000	\$ 500,000						
<b>PROJECT FUNDING SOURCES</b>								
DEBT	\$ 300,000	\$ 500,000						
FEDERAL _____	0	0						
STATE _____	0	0						
MUNICIPAL _____	0	0						
OTHER _____	0	0						
<b>TOTAL FUNDING SOURCES</b>	<b>\$ 300,000</b>	<b>\$ 500,000</b>						



# CAPITAL PROJECT DETAIL SHEET

**Year:** 2024

**Org:** CPLWRESC

**Account:** 51303: BLACK EARTH CREEK RESTORATION

**Fund:** CAPITAL PROJECTS FUND

**Agency:** LAND & WATER RESOURCES

PROJECT TITLE	PROJECT COST COMPONENTS (budget year)																																												
Black Earth Creek Restoration	<table border="1"> <thead> <tr> <th data-bbox="1218 345 1858 378"><u>Quantity and/or descriptive information</u></th> <th colspan="2" data-bbox="1858 345 2045 378"><u>Cost</u></th> </tr> </thead> <tbody> <tr> <td data-bbox="1218 402 1858 435">Construction</td> <td data-bbox="1858 402 1921 435">\$</td> <td data-bbox="1921 402 2045 435">1,750,000</td> </tr> <tr> <td colspan="2" data-bbox="1774 954 1921 987" style="text-align: right;"><b>TOTAL</b></td> <td data-bbox="1921 954 2045 987"><b>\$ 1,750,000</b></td> </tr> </tbody> </table>			<u>Quantity and/or descriptive information</u>	<u>Cost</u>		Construction	\$	1,750,000	<b>TOTAL</b>		<b>\$ 1,750,000</b>																																	
<u>Quantity and/or descriptive information</u>	<u>Cost</u>																																												
Construction	\$	1,750,000																																											
<b>TOTAL</b>		<b>\$ 1,750,000</b>																																											
PROJECT DESCRIPTION / JUSTIFICATION / LOCATION																																													
<p>Streambank restoration and stabilization along Black Earth Creek within Walking Iron County Park. The flooding of 2018 and 2019 caused significant damage to streambanks located within this section of Black Earth Creek. Restoration work will stabilize existing eroding streambanks and provide resilience from future flooding events. This project will also compliment Village of Mazomanie and Dane Iowa Wastewater Treatment Plant efforts to restore Black Earth Creek streambanks both upstream and downstream from Walking Iron County Park.</p>	<table border="1"> <thead> <tr> <th colspan="3" data-bbox="1218 995 2045 1027">NON-DEBT REVENUE SOURCE (Type/Object/Description/2024 Amount)</th> </tr> </thead> <tbody> <tr> <td data-bbox="1218 1044 1858 1076"></td> <td data-bbox="1858 1044 1921 1076">\$</td> <td data-bbox="1921 1044 2045 1076">0</td> </tr> <tr> <th colspan="2" data-bbox="1218 1092 1680 1125">PROJECT FINANCIAL SUMMARY</th> <th data-bbox="1680 1092 1858 1125">2023</th> <th data-bbox="1858 1092 2045 1125">2024</th> </tr> <tr> <td colspan="2" data-bbox="1218 1157 1680 1190"><b>TOTAL EXPENDITURES</b></td> <td data-bbox="1680 1157 1858 1190">\$ 0</td> <td data-bbox="1858 1157 2045 1190">\$ 1,750,000</td> </tr> <tr> <th colspan="2" data-bbox="1218 1214 1680 1247">PROJECT FUNDING SOURCES</th> <td></td> <td></td> </tr> <tr> <td colspan="2" data-bbox="1218 1255 1680 1287">DEBT</td> <td data-bbox="1680 1255 1858 1287">\$ 0</td> <td data-bbox="1858 1255 2045 1287">\$ 1,750,000</td> </tr> <tr> <td colspan="2" data-bbox="1218 1304 1680 1336">FEDERAL</td> <td data-bbox="1680 1304 1858 1336">0</td> <td data-bbox="1858 1304 2045 1336">0</td> </tr> <tr> <td colspan="2" data-bbox="1218 1352 1680 1385">STATE</td> <td data-bbox="1680 1352 1858 1385">0</td> <td data-bbox="1858 1352 2045 1385">0</td> </tr> <tr> <td colspan="2" data-bbox="1218 1401 1680 1433">MUNICIPAL</td> <td data-bbox="1680 1401 1858 1433">0</td> <td data-bbox="1858 1401 2045 1433">0</td> </tr> <tr> <td colspan="2" data-bbox="1218 1450 1680 1482">OTHER</td> <td data-bbox="1680 1450 1858 1482">0</td> <td data-bbox="1858 1450 2045 1482">0</td> </tr> <tr> <td colspan="2" data-bbox="1218 1482 1680 1498"><b>TOTAL FUNDING SOURCES</b></td> <td data-bbox="1680 1482 1858 1498">\$ 0</td> <td data-bbox="1858 1482 2045 1498">\$ 1,750,000</td> </tr> </tbody> </table>			NON-DEBT REVENUE SOURCE (Type/Object/Description/2024 Amount)				\$	0	PROJECT FINANCIAL SUMMARY		2023	2024	<b>TOTAL EXPENDITURES</b>		\$ 0	\$ 1,750,000	PROJECT FUNDING SOURCES				DEBT		\$ 0	\$ 1,750,000	FEDERAL		0	0	STATE		0	0	MUNICIPAL		0	0	OTHER		0	0	<b>TOTAL FUNDING SOURCES</b>		\$ 0	\$ 1,750,000
NON-DEBT REVENUE SOURCE (Type/Object/Description/2024 Amount)																																													
	\$	0																																											
PROJECT FINANCIAL SUMMARY		2023	2024																																										
<b>TOTAL EXPENDITURES</b>		\$ 0	\$ 1,750,000																																										
PROJECT FUNDING SOURCES																																													
DEBT		\$ 0	\$ 1,750,000																																										
FEDERAL		0	0																																										
STATE		0	0																																										
MUNICIPAL		0	0																																										
OTHER		0	0																																										
<b>TOTAL FUNDING SOURCES</b>		\$ 0	\$ 1,750,000																																										





# CAPITAL PROJECT DETAIL SHEET

Year: 2024

Fund: CAPITAL PROJECTS FUND

Org: CPLWRESC

Agency: LAND & WATER RESOURCES

Account: 58923: VEHICLE & EQUIPMENT REPLACEMENT

PROJECT TITLE	PROJECT COST COMPONENTS (budget year)																																																		
Vehicle & Equipment Replacement	<table border="1"> <thead> <tr> <th data-bbox="1220 345 1856 375">Quantity and/or descriptive information</th> <th colspan="2" data-bbox="1856 345 2032 375">Cost</th> </tr> </thead> <tbody> <tr> <td data-bbox="1220 402 1856 431">F450 extended cab with utility body</td> <td data-bbox="1856 402 1913 431">\$</td> <td data-bbox="1913 402 2032 431">120,000</td> </tr> <tr> <td data-bbox="1220 440 1856 469">F550 9' dump body/snow fighter</td> <td></td> <td data-bbox="1913 440 2032 469">110,000</td> </tr> <tr> <td data-bbox="1220 477 1856 506">Weed harvester</td> <td></td> <td data-bbox="1913 477 2032 506">200,000</td> </tr> <tr> <td data-bbox="1220 514 1856 544">Mechanics scanner</td> <td></td> <td data-bbox="1913 514 2032 544">20,000</td> </tr> <tr> <td data-bbox="1220 552 1856 581">Equipment roll out</td> <td></td> <td data-bbox="1913 552 2032 581">14,000</td> </tr> <tr> <td data-bbox="1220 589 1856 618">Track skid steer</td> <td></td> <td data-bbox="1913 589 2032 618">93,000</td> </tr> <tr> <td data-bbox="1220 626 1856 656">Chevy 1500 with utility body</td> <td></td> <td data-bbox="1913 626 2032 656">85,000</td> </tr> <tr> <td data-bbox="1220 664 1856 693">John Deere Gator</td> <td></td> <td data-bbox="1913 664 2032 693">42,000</td> </tr> <tr> <td data-bbox="1220 701 1856 730">Iron worker</td> <td></td> <td data-bbox="1913 701 2032 730">75,000</td> </tr> <tr> <td data-bbox="1220 738 1856 768">F450 utility body with fire pump</td> <td></td> <td data-bbox="1913 738 2032 768">142,000</td> </tr> <tr> <td data-bbox="1220 776 1856 805">Electric Hand tools</td> <td></td> <td data-bbox="1913 776 2032 805">10,000</td> </tr> <tr> <td data-bbox="1220 813 1856 842">Bobcat UW53/tracks and groomer</td> <td></td> <td data-bbox="1913 813 2032 842">80,000</td> </tr> <tr> <td data-bbox="1220 850 1856 880">Vehicles - trucks or cars</td> <td></td> <td data-bbox="1913 850 2032 880">300,000</td> </tr> <tr> <td data-bbox="1220 888 1856 917">Misc.</td> <td></td> <td data-bbox="1913 888 2032 917">9,000</td> </tr> <tr> <td data-bbox="1220 925 1856 954"></td> <td data-bbox="1856 925 1913 954" style="text-align: right;"><b>TOTAL \$</b></td> <td data-bbox="1913 925 2032 954"><b>1,300,000</b></td> </tr> </tbody> </table>			Quantity and/or descriptive information	Cost		F450 extended cab with utility body	\$	120,000	F550 9' dump body/snow fighter		110,000	Weed harvester		200,000	Mechanics scanner		20,000	Equipment roll out		14,000	Track skid steer		93,000	Chevy 1500 with utility body		85,000	John Deere Gator		42,000	Iron worker		75,000	F450 utility body with fire pump		142,000	Electric Hand tools		10,000	Bobcat UW53/tracks and groomer		80,000	Vehicles - trucks or cars		300,000	Misc.		9,000		<b>TOTAL \$</b>	<b>1,300,000</b>
Quantity and/or descriptive information	Cost																																																		
F450 extended cab with utility body	\$	120,000																																																	
F550 9' dump body/snow fighter		110,000																																																	
Weed harvester		200,000																																																	
Mechanics scanner		20,000																																																	
Equipment roll out		14,000																																																	
Track skid steer		93,000																																																	
Chevy 1500 with utility body		85,000																																																	
John Deere Gator		42,000																																																	
Iron worker		75,000																																																	
F450 utility body with fire pump		142,000																																																	
Electric Hand tools		10,000																																																	
Bobcat UW53/tracks and groomer		80,000																																																	
Vehicles - trucks or cars		300,000																																																	
Misc.		9,000																																																	
	<b>TOTAL \$</b>	<b>1,300,000</b>																																																	
<b>PROJECT DESCRIPTION / JUSTIFICATION / LOCATION</b>	<table border="1"> <thead> <tr> <th colspan="3" data-bbox="1220 391 2032 420">NON-DEBT REVENUE SOURCE (Type/Object/Description/2024 Amount)</th> </tr> </thead> <tbody> <tr> <td data-bbox="1220 428 1856 457"></td> <td data-bbox="1856 428 1913 457">\$</td> <td data-bbox="1913 428 2032 457">0</td> </tr> </tbody> </table>			NON-DEBT REVENUE SOURCE (Type/Object/Description/2024 Amount)				\$	0																																										
NON-DEBT REVENUE SOURCE (Type/Object/Description/2024 Amount)																																																			
	\$	0																																																	
F450 extended cab with utility body F550 9' dump body/snow fighter Weed harvester Mechanics scanner Equipment roll out Track skid steer Chevy 1500 with utility body John Deere Gator Iron worker F450 utility body with fire pump Electric Hand tools Bobcat UW53/tracks and groomer Vehicles - trucks or cars	<table border="1"> <thead> <tr> <th data-bbox="1220 443 1680 472">PROJECT FINANCIAL SUMMARY</th> <th data-bbox="1680 443 1856 472">2023</th> <th data-bbox="1856 443 2032 472">2024</th> </tr> </thead> <tbody> <tr> <td data-bbox="1220 480 1680 509"><b>TOTAL EXPENDITURES</b></td> <td data-bbox="1680 480 1856 509">\$ 966,000</td> <td data-bbox="1856 480 2032 509">\$ 1,300,000</td> </tr> <tr> <td data-bbox="1220 518 1680 547"><b>PROJECT FUNDING SOURCES</b></td> <td></td> <td></td> </tr> <tr> <td data-bbox="1220 555 1680 584">DEBT</td> <td data-bbox="1680 555 1856 584">\$ 966,000</td> <td data-bbox="1856 555 2032 584">\$ 1,300,000</td> </tr> <tr> <td data-bbox="1220 592 1680 621">FEDERAL</td> <td data-bbox="1680 592 1856 621">0</td> <td data-bbox="1856 592 2032 621">0</td> </tr> <tr> <td data-bbox="1220 630 1680 659">STATE</td> <td data-bbox="1680 630 1856 659">0</td> <td data-bbox="1856 630 2032 659">0</td> </tr> <tr> <td data-bbox="1220 667 1680 696">MUNICIPAL</td> <td data-bbox="1680 667 1856 696">0</td> <td data-bbox="1856 667 2032 696">0</td> </tr> <tr> <td data-bbox="1220 704 1680 734">OTHER</td> <td data-bbox="1680 704 1856 734">0</td> <td data-bbox="1856 704 2032 734">0</td> </tr> <tr> <td data-bbox="1220 742 1680 771"><b>TOTAL FUNDING SOURCES</b></td> <td data-bbox="1680 742 1856 771">\$ 966,000</td> <td data-bbox="1856 742 2032 771">\$ 1,300,000</td> </tr> </tbody> </table>			PROJECT FINANCIAL SUMMARY	2023	2024	<b>TOTAL EXPENDITURES</b>	\$ 966,000	\$ 1,300,000	<b>PROJECT FUNDING SOURCES</b>			DEBT	\$ 966,000	\$ 1,300,000	FEDERAL	0	0	STATE	0	0	MUNICIPAL	0	0	OTHER	0	0	<b>TOTAL FUNDING SOURCES</b>	\$ 966,000	\$ 1,300,000																					
PROJECT FINANCIAL SUMMARY	2023	2024																																																	
<b>TOTAL EXPENDITURES</b>	\$ 966,000	\$ 1,300,000																																																	
<b>PROJECT FUNDING SOURCES</b>																																																			
DEBT	\$ 966,000	\$ 1,300,000																																																	
FEDERAL	0	0																																																	
STATE	0	0																																																	
MUNICIPAL	0	0																																																	
OTHER	0	0																																																	
<b>TOTAL FUNDING SOURCES</b>	\$ 966,000	\$ 1,300,000																																																	



# CAPITAL PROJECT DETAIL SHEET

**Year:** 2024  
**Org:** CPLWRESC  
**Account:** 59025: YAHARA CLEAN IMPLEMENTATION

**Fund:** CAPITAL PROJECTS FUND  
**Agency:** LAND & WATER RESOURCES

PROJECT TITLE	PROJECT COST COMPONENTS (budget year)	
Yahara Clean Implementation	<u>Quantity and/or descriptive information</u>	<u>Cost</u>
<b>PROJECT DESCRIPTION / JUSTIFICATION / LOCATION</b>		\$ 500,000
<p>These funds are used for conservation practices to implement Yahara CLEAN initiatives pursuant to Resolution 198 11-12 "Dane County Clear Lakes Initiative" and the associated Yahara CLEAN implementation plan to address nutrient and sediment loading to the Yahara Chain of Lakes. Conservation projects focus on structural practices that have life expectancies of five to 20+ years on the landscape. Funds are leveraged with other local, state, and federal funding sources to the extent practicable in order to provide assistance to as many landowners as possible in the Yahara Watershed.</p>		
	<b>TOTAL</b>	<b>\$ 500,000</b>
	<b>NON-DEBT REVENUE SOURCE (Type/Object/Description/2024 Amount)</b>	
		\$ 0
<b>PROJECT FINANCIAL SUMMARY</b>	<b>2023</b>	<b>2024</b>
<b>TOTAL EXPENDITURES</b>	\$ 750,000	\$ 500,000
<b>PROJECT FUNDING SOURCES</b>		
DEBT	\$ 750,000	\$ 500,000
FEDERAL	0	0
STATE	0	
MUNICIPAL	0	0
OTHER	0	0
<b>TOTAL FUNDING SOURCES</b>	<b>\$ 750,000</b>	<b>\$ 500,000</b>



# CAPITAL PROJECT DETAIL SHEET

**Year:** 2024      **Fund:** CAPITAL PROJECTS FUND  
**Org:** CPLWRESC      **Agency:** LAND & WATER RESOURCES  
**Account:** 59032: YAHARA RIVER FLOW ENHANCEMENT

PROJECT TITLE	PROJECT COST COMPONENTS (budget year)		
Yahara River Flow Enhancement	<u>Quantity and/or descriptive information</u>	<u>Cost</u>	
<b>PROJECT DESCRIPTION / JUSTIFICATION / LOCATION</b>		\$	1,000,000
<p>Water volumes entering the Yahara chain of lakes are increasing. This project will remove sediment build up in the river that prevents water from leaving the system efficiently.</p> <p>Sediment in the Yahara River will be removed by dredging. In 2024, multiple phases will be underway with work performed by County staff and contracted services. The work will likely be conducted by Dane County staff, with contracted services used as needed. The funding will support operation of the dredge, rental and purchase of heavy equipment and contracted services.</p>			
	<b>TOTAL</b>		<b>\$ 1,000,000</b>
	<b>NON-DEBT REVENUE SOURCE (Type/Object/Description/2024 Amount)</b>		
		\$	0
	<b>PROJECT FINANCIAL SUMMARY</b>	<b>2023</b>	<b>2024</b>
	<b>TOTAL EXPENDITURES</b>	\$ 3,000,000	\$ 1,000,000
	<b>PROJECT FUNDING SOURCES</b>		
	DEBT	\$ 3,000,000	\$ 1,000,000
	FEDERAL	0	0
	STATE	0	0
	MUNICIPAL	0	0
	OTHER	0	0
	<b>TOTAL FUNDING SOURCES</b>	<b>\$ 3,000,000</b>	<b>\$ 1,000,000</b>



# CAPITAL PROJECT DETAIL SHEET

**Year:** 2024  
**Org:** LEWSLUNY  
**Account:** 57021: ACCESSIBLE SHOREFISHING IMPVTS

**Fund:** CAPITAL PROJECTS FUND  
**Agency:** LAND & WATER RESOURCES

PROJECT TITLE	PROJECT COST COMPONENTS (budget year)		
Accessible Shorefishing Improvements	<u>Quantity and/or descriptive information</u>		<u>Cost</u>
	Planning, design & construction		\$ 1,500,000
<b>PROJECT DESCRIPTION / JUSTIFICATION / LOCATION</b>			
<p>To install accessible shorefishing piers and related improvements (e.g. accessible paths leading to piers) so that all Dane County residents and visitors may participate in shoreline fishing and enjoyment. This will provide recreational amenities that are accessible to all, regardless of physical abilities. The Foundation for Dane County Parks and other partners are anticipated to provide financial support for this initiative. Construction at Babcock County Park is anticipated to be the significant project for 2024.</p>			
	<b>TOTAL</b>		<b>\$ 1,500,000</b>
	<b>NON-DEBT REVENUE SOURCE (Type/Object/Description/2024 Amount)</b>		
			\$ 0
	<b>PROJECT FINANCIAL SUMMARY</b>		
		<b>2023</b>	<b>2024</b>
	<b>TOTAL EXPENDITURES</b>	\$ 300,000	\$ 1,500,000
	<b>PROJECT FUNDING SOURCES</b>		
	DEBT	\$ 300,000	\$ 1,500,000
	FEDERAL	0	0
	STATE	0	0
	MUNICIPAL	0	0
	OTHER	0	0
	<b>TOTAL FUNDING SOURCES</b>	<b>\$ 300,000</b>	<b>\$ 1,500,000</b>



# CAPITAL PROJECT DETAIL SHEET

**Year:** 2024      **Fund:** CAPITAL PROJECTS FUND  
**Org:** LEWSLUNY      **Agency:** LAND & WATER RESOURCES  
**Account:** 57393: BRIGHAM PRK RESTROOM & SHOWERS

PROJECT TITLE	PROJECT COST COMPONENTS (budget year)		
Brigham Park Restroom and Shower Facility	<u>Quantity and/or descriptive information</u>		<u>Cost</u>
<b>PROJECT DESCRIPTION / JUSTIFICATION / LOCATION</b>	Brigham Park Restroom/Shower Facility		\$ 250,000
Brigham County Park includes a campground. This project is for the design of a modern restroom/shower facility. Such a facility would replace the current vault toilets at the campground with modern amenities attractive to park users.			<b>TOTAL \$ 250,000</b>
<b>NON-DEBT REVENUE SOURCE (Type/Object/Description/2024 Amount)</b>			
	N	NONE	\$ 0
<b>PROJECT FINANCIAL SUMMARY</b>		<b>2023</b>	<b>2024</b>
<b>TOTAL EXPENDITURES</b>		\$ 0	\$ 250,000
<b>PROJECT FUNDING SOURCES</b>			
DEBT		\$ 0	\$ 250,000
FEDERAL _____		0	0
STATE _____		0	0
MUNICIPAL _____		0	0
OTHER _____		0	0
<b>TOTAL FUNDING SOURCES</b>		<b>\$ 0</b>	<b>\$ 250,000</b>



# CAPITAL PROJECT DETAIL SHEET

**Year:** 2024  
**Org:** LEWSLUNY  
**Account:** NEW: CULTURAL FEATURE INTERPRETATION

**Fund:** CAPITAL PROJECTS FUND  
**Agency:** LAND & WATER RESOURCES

PROJECT TITLE	PROJECT COST COMPONENTS (budget year)	
Cultural Feature Interpretation		
PROJECT DESCRIPTION / JUSTIFICATION / LOCATION	<u>Quantity and/or descriptive information</u> <span style="float: right;"><u>Cost</u></span>	
<p>Many of the Dane County Park System properties have unique cultural features and rich histories. Evidence of early Native American tribes has been documented on many Dane County park lands including campsites, villages, and earthworks such as mounds. Dane County Parks staff will work with a professional design team to develop interpretive signage to be installed throughout the park system at Native American cultural sites. Members of the Ho-Chunk Nation will be invited to participate from the very beginning of the planning stages; as it is important that they tell the story from their perspective. The design will also include approaching a local Ho-Chunk artist with a request to create custom illustrations for the interpretive signage. This capital request includes contracted design, fabrication and contracted installation of interpretive signage at Native American cultural sites through the Dane County Park System.</p>	Planning, design, fabrication, installation	\$ 100,000
	<b>TOTAL \$ 100,000</b>	
	NON-DEBT REVENUE SOURCE (Type/Object/Description/2024 Amount)	
		\$ 0
PROJECT FINANCIAL SUMMARY	2023	2024
<b>TOTAL EXPENDITURES</b>	\$ 0	\$ 100,000
<b>PROJECT FUNDING SOURCES</b>		
DEBT	\$ 0	\$ 100,000
FEDERAL _____	0	0
STATE _____	0	0
MUNICIPAL _____	0	0
OTHER _____	0	0
<b>TOTAL FUNDING SOURCES</b>	<b>\$ 0</b>	<b>\$ 100,000</b>



# CAPITAL PROJECT DETAIL SHEET

**Year:** 2024  
**Org:** LEWSLUNY  
**Account:** 57943: NEW PROPERTY STABILIZATION

**Fund:** CAPITAL PROJECTS FUND  
**Agency:** LAND & WATER RESOURCES

PROJECT TITLE	PROJECT COST COMPONENTS (budget year)	
New Property Stabilization	<u>Quantity and/or descriptive information</u>	<u>Cost</u>
<b>PROJECT DESCRIPTION / JUSTIFICATION / LOCATION</b>		\$ 350,000
<p>Lands purchased through the Conservation and Land &amp; Water Legacy Funds typically require standard improvements to 1. establish boundary lines, 2. provide information on County ownership and allowable uses, 3. remove any dilapidated structures that do not support the intended recreational and habitat goals, 4. provide public parking access, and 5. restore or enhance the wildlife habitat. This includes asbestos removal, building demolition, permit fees, invasive species control, parking access, fencing, signage, boundary staking, and other restoration efforts.</p> <p>Stabilization of newly acquired parkland &amp; natural resources areas is necessary for public access and use. These improvements help protect the County's investment in the property and help expedite public use and enjoyment of the lands.</p>		\$ 350,000
	<b>TOTAL</b>	<b>\$ 350,000</b>
	<b>NON-DEBT REVENUE SOURCE (Type/Object/Description/2024 Amount)</b>	
		\$ 0
<b>PROJECT FINANCIAL SUMMARY</b>	<b>2023</b>	<b>2024</b>
<b>TOTAL EXPENDITURES</b>	\$ 350,000	\$ 350,000
<b>PROJECT FUNDING SOURCES</b>		
DEBT	\$ 350,000	\$ 350,000
FEDERAL	0	0
STATE	0	0
MUNICIPAL	0	0
OTHER	0	0
<b>TOTAL FUNDING SOURCES</b>	\$ 350,000	\$ 350,000



# CAPITAL PROJECT DETAIL SHEET

**Year:** 2024  
**Org:** LEWSLUNY  
**Account:** 58137: PARK ACCESSIBILITY IMPROVEMNTS

**Fund:** CAPITAL PROJECTS FUND  
**Agency:** LAND & WATER RESOURCES

PROJECT TITLE	PROJECT COST COMPONENTS (budget year)		
Park Accessibility Improvement Projects	<u>Quantity and/or descriptive information</u>	<u>Cost</u>	
<b>PROJECT DESCRIPTION / JUSTIFICATION / LOCATION</b>		\$ 500,000	
<p>Improve accessibility and enjoyment of Dane County Parks, waters, and lands for persons of all abilities. Examples of potential improvements include, but are not limited to beach mats, accessible playground equipment, and sensory play areas.</p>	<b>TOTAL \$ 500,000</b>		
	<b>NON-DEBT REVENUE SOURCE (Type/Object/Description/2024 Amount)</b>		
	N	NONE	\$ 0
	<b>PROJECT FINANCIAL SUMMARY</b>		
		<b>2023</b>	<b>2024</b>
	<b>TOTAL EXPENDITURES</b>	\$ 0	\$ 500,000
	<b>PROJECT FUNDING SOURCES</b>		
	DEBT	\$ 0	\$ 500,000
	FEDERAL _____	0	0
	STATE _____	0	0
MUNICIPAL _____	0	0	
OTHER _____	0	0	
<b>TOTAL FUNDING SOURCES</b>	<b>\$ 0</b>	<b>\$ 500,000</b>	





# CAPITAL PROJECT DETAIL SHEET

Year: 2024 Fund: CAPITAL PROJECTS FUND  
 Org: LEWSLUNY Agency: LAND & WATER RESOURCES  
 Account: 58036: PARK IMPROVEMENT PROJECTS

PROJECT TITLE	PROJECT COST COMPONENTS (budget year)		
Park Improvement Projects	<u>Quantity and/or descriptive information</u>		<u>Cost</u>
<b>PROJECT DESCRIPTION / JUSTIFICATION / LOCATION</b>			\$ 400,000
<p>The County has annually made a commitment to allocate funds for park development and major park infrastructure restoration projects to improve access to lands, complete necessary building repair and remodeling projects and improve developed park program areas. Example projects include playgrounds, bridges, roof and siding replacement, shelter renovations, parking lots, paths, paving and vault toilets.</p> <p>Park land acreage and facilities have nearly doubled over the past 10 years. Many of the facilities throughout the park system are now more than 40 years old and in need of repair or replacement. Annual park use is now estimated to exceed 4 million visitors per year.</p>			<b>TOTAL \$ 400,000</b>
	<b>NON-DEBT REVENUE SOURCE (Type/Object/Description/2024 Amount)</b>		
			\$ 0
	<b>PROJECT FINANCIAL SUMMARY</b>	<b>2023</b>	<b>2024</b>
	<b>TOTAL EXPENDITURES</b>	\$ 400,000	\$ 400,000
<b>PROJECT FUNDING SOURCES</b>			
DEBT	\$ 400,000	\$ 400,000	
FEDERAL _____	0	0	
STATE _____	0	0	
MUNICIPAL _____	0	0	
OTHER _____	0	0	
<b>TOTAL FUNDING SOURCES</b>	\$ 400,000	\$ 400,000	



# CAPITAL PROJECT DETAIL SHEET

**Year:** 2024  
**Org:** LEWSLUNY  
**Account:** 58086: PICNIC TABLES/GRILLS/CAMP FIXT

**Fund:** CAPITAL PROJECTS FUND  
**Agency:** LAND & WATER RESOURCES

PROJECT TITLE	PROJECT COST COMPONENTS (budget year)		
Picnic Tables/Grills/Camp Fixtures	<u>Quantity and/or descriptive information</u>	<u>Cost</u>	
<b>PROJECT DESCRIPTION / JUSTIFICATION / LOCATION</b>		\$ 25,000	
<p>Dane County Parks has approximately 1,000 wooden picnic tables in the park system. The goal is to eventually replace all the wooden picnic tables with aluminum tables to eliminate the ongoing repairs and painting of the existing tables, saving cost of lumber, paint and personnel. A portion of the tables will be replaced with ADA handicap accessible tables to ensure that Dane County campgrounds and shelters can accommodate handicapped campers and park users. Large pedestal grills are at each shelter in the County Park system and need replacement when they become unsafe.</p>	<b>TOTAL \$ 25,000</b>		
	NON-DEBT REVENUE SOURCE (Type/Object/Description/2024 Amount)		
		\$ 0	
	PROJECT FINANCIAL SUMMARY	2023	2024
	<b>TOTAL EXPENDITURES</b>	\$ 25,000	\$ 25,000
<b>PROJECT FUNDING SOURCES</b>			
DEBT	\$ 25,000	\$ 25,000	
FEDERAL _____	0	0	
STATE _____	0	0	
MUNICIPAL _____	0	0	
OTHER _____	0	0	
<b>TOTAL FUNDING SOURCES</b>	<b>\$ 25,000</b>	<b>\$ 25,000</b>	



# CAPITAL PROJECT DETAIL SHEET

**Year:** 2024  
**Org:** LEWSLUNY  
**Account:** NEW: STEWART LAKE RESTROOM

**Fund:** CAPITAL PROJECTS FUND  
**Agency:** LAND & WATER RESOURCES

PROJECT TITLE	PROJECT COST COMPONENTS (budget year)	
Stewart Lake County Park Restroom Replacement		
<b>PROJECT DESCRIPTION / JUSTIFICATION / LOCATION</b>		
<p>Dane County Parks manages over 17,000 acres of land and over 200 park facilities such as restrooms, shelters, dog parks, campgrounds and trails. Several of these facilities are aging beyond the point of their useful life and are beyond preventative maintenance and repair. Significant renovations or full replacement are the best option. This budget request is to hire a consultant to assist with planning and to develop construction documents that can be used for a future construction bid for replacement of the restroom at Stewart Lake County Park in Mount Horeb. Stewart Lake County Park was established in 1935, making it the first County Park in Dane County. The existing plumbed restroom facility is deteriorated to the point of needing replacement.</p>		
	<u>Quantity and/or descriptive information</u>	<u>Cost</u>
	Planning & Design	\$ 100,000
	<b>TOTAL</b>	<b>\$ 100,000</b>
	<b>NON-DEBT REVENUE SOURCE (Type/Object/Description/2024 Amount)</b>	
		\$ 0
	<b>PROJECT FINANCIAL SUMMARY</b>	
	<b>2023</b>	<b>2024</b>
<b>TOTAL EXPENDITURES</b>	\$ 0	\$ 100,000
<b>PROJECT FUNDING SOURCES</b>		
DEBT	\$ 0	\$ 100,000
FEDERAL _____	0	0
STATE _____	0	0
MUNICIPAL _____	0	0
OTHER _____	0	0
<b>TOTAL FUNDING SOURCES</b>	<b>\$ 0</b>	<b>\$ 100,000</b>



# CAPITAL PROJECT DETAIL SHEET

**Year:** 2024  
**Org:** LEWSLUNY  
**Account:** 59010: WISCONSIN RIVER TRAIL CROSSING

**Fund:** CAPITAL PROJECTS FUND  
**Agency:** LAND & WATER RESOURCES

PROJECT TITLE	PROJECT COST COMPONENTS (budget year)	
Wisconsin River Trail Crossing	<b>Quantity and/or descriptive information</b>	<b>Cost</b>
<b>PROJECT DESCRIPTION / JUSTIFICATION / LOCATION</b>		\$ 11,000,000
<p>This funding will support Dane County's share of the Wisconsin River crossing, which is a collaborative project between Sauk and Dane counties to provide a recreational trail crossing over the Wisconsin River. The portion of the trail that crosses the river will likely be known as the Great Sauk Trail. Dane and Sauk are sharing the costs of the river crossing and are seeking state and federal funds to offset the cost to the counties.</p> <p>This funding will also support development of the trail as it continues into Dane County on a rails-to-trails project that will likely be known as the Walking Iron State Trail. Dane County will fund this portion of the project and is seeking state and federal funds to offset the cost to the county. The first segment of the Walking Iron State Trail will likely end at a parking lot located in the vicinity of STH 78 and Racek Road. The goal is to bring the trail to the Village of Mazomanie in the future.</p>		
	<b>TOTAL</b>	<b>\$ 11,000,000</b>
	<b>NON-DEBT REVENUE SOURCE (Type/Object/Description/2024 Amount)</b>	
		\$ 0
<b>PROJECT FINANCIAL SUMMARY</b>	<b>2023</b>	<b>2024</b>
<b>TOTAL EXPENDITURES</b>	\$ 0	\$ 11,000,000
<b>PROJECT FUNDING SOURCES</b>		
DEBT	\$ 0	\$ 11,000,000
FEDERAL	0	0
STATE	0	0
MUNICIPAL	0	0
OTHER	0	0
<b>TOTAL FUNDING SOURCES</b>	<b>\$ 0</b>	<b>\$ 11,000,000</b>



# CAPITAL PROJECT DETAIL SHEET

**Year:** 2024  
**Org:** LWCONSRV  
**Account:** 57273: DANE COUNTY CONSERVATION FUND

**Fund:** DANE COUNTY CONSERVATION FUND  
**Agency:** LAND & WATER RESOURCES

PROJECT TITLE	PROJECT COST COMPONENTS (budget year)	
Dane County Conservation Fund	<b>Quantity and/or descriptive information</b>	<b>Cost</b>
<b>PROJECT DESCRIPTION / JUSTIFICATION / LOCATION</b>		\$ 10,000,000
<p>This fund was established in 1990 in response to a growing need for protecting natural and cultural resources thought the County. The fund supports acquisition efforts, both independently and in concert with other governmental units and the non-profit sector, in areas of the parks, open space, natural resources and other unique features.</p> <p>This program has assisted Dane County Parks in preserving more than 10,000 acres of key park and natural resource lands over the past years. As one of Wisconsin's fastest growing counties, land preservation has been a key element of service requested by the residents of the county.</p>		<p style="text-align: right;"><b>TOTAL \$ 10,000,000</b></p>
	<b>NON-DEBT REVENUE SOURCE (Type/Object/Description/2024 Amount)</b>	
	N NONE	\$ 0
<b>PROJECT FINANCIAL SUMMARY</b>	<b>2023</b>	<b>2024</b>
<b>TOTAL EXPENDITURES</b>	\$ 15,000,000	\$ 10,000,000
<b>PROJECT FUNDING SOURCES</b>		
DEBT	\$ 15,000,000	\$ 10,000,000
FEDERAL	0	0
STATE	0	0
MUNICIPAL	0	0
OTHER	0	0
<b>TOTAL FUNDING SOURCES</b>	<b>\$ 15,000,000</b>	<b>\$ 10,000,000</b>



# CAPITAL PROJECT DETAIL SHEET

**Year:** 2024  
**Org:** LWLEGACY  
**Account:** 57139: BUOYS & LIGHTS

**Fund:** LAND & WATER LEGACY FUND  
**Agency:** LAND & WATER RESOURCES

PROJECT TITLE	PROJECT COST COMPONENTS (budget year)								
Buoys & Lights	<u>Quantity and/or descriptive information</u>		<u>Cost</u>						
<b>PROJECT DESCRIPTION / JUSTIFICATION / LOCATION</b>	<table border="1" style="width: 100%; border-collapse: collapse;"> <tr> <td style="width: 80%;">Buoy &amp; Lights</td> <td style="width: 10%; text-align: right;">\$</td> <td style="width: 10%; text-align: right;">10,000</td> </tr> <tr> <td colspan="2" style="text-align: right;"><b>TOTAL</b></td> <td style="text-align: right;"><b>\$ 10,000</b></td> </tr> </table>			Buoy & Lights	\$	10,000	<b>TOTAL</b>		<b>\$ 10,000</b>
Buoy & Lights	\$	10,000							
<b>TOTAL</b>		<b>\$ 10,000</b>							
Provide navigational buoys & lights for the Yahara Chain of Lakes.									
<b>NON-DEBT REVENUE SOURCE (Type/Object/Description/2024 Amount)</b>									
N	NONE	\$	0						
<b>PROJECT FINANCIAL SUMMARY</b>		<b>2023</b>	<b>2024</b>						
<b>TOTAL EXPENDITURES</b>		\$ 7,500	\$ 10,000						
<b>PROJECT FUNDING SOURCES</b>									
DEBT		\$ 7,500	\$ 10,000						
FEDERAL		0	0						
STATE		0	0						
MUNICIPAL		0	0						
OTHER		0	0						
<b>TOTAL FUNDING SOURCES</b>		\$ 7,500	\$ 10,000						









# CAPITAL PROJECT DETAIL SHEET

**Year:** 2024

**Fund:** LAND & WATER LEGACY FUND

**Org:** LWLEGACY

**Agency:** LAND & WATER RESOURCES

**Account:** 57717: LAKE MGMT REPAIR PARTS INV

PROJECT TITLE	PROJECT COST COMPONENTS (budget year)		
Lake Management Repair Parts Inventory	<u>Quantity and/or descriptive information</u>		<u>Cost</u>
<b>PROJECT DESCRIPTION / JUSTIFICATION / LOCATION</b>			
<p>To acquire aquatic weed harvesting parts such as motors, valves, gears, screening and various replacement parts. An inventory is needed to be kept so that critical parts can be replaced at a moments notice so that there is no interruption of the aquatic weed harvesting program.</p> <p>Costs for these parts have increased considerably over the past 3 years.</p>			\$ 150,000
		<b>TOTAL</b>	<b>\$ 150,000</b>
<b>NON-DEBT REVENUE SOURCE (Type/Object/Description/2024 Amount)</b>			
N	NONE		\$ 0
<b>PROJECT FINANCIAL SUMMARY</b>		<b>2023</b>	<b>2024</b>
<b>TOTAL EXPENDITURES</b>		\$ 75,000	\$ 150,000
<b>PROJECT FUNDING SOURCES</b>			
DEBT		\$ 75,000	\$ 150,000
FEDERAL		0	0
STATE		0	0
MUNICIPAL		0	0
OTHER		0	0
<b>TOTAL FUNDING SOURCES</b>		<b>\$ 75,000</b>	<b>\$ 150,000</b>



# CAPITAL PROJECT DETAIL SHEET

**Year:** 2024  
**Org:** CPZOO  
**Account:** 59012: ANIMAL HEALTH MEDICAL EQUIPMNT

**Fund:** CAPITAL PROJECTS FUND  
**Agency:** DANE COUNTY HENRY VILAS ZOO

PROJECT TITLE	PROJECT COST COMPONENTS (budget year)		
ANIMAL HEALTH MEDICAL EQUIPMENT	<u>Quantity and/or descriptive information</u>		<u>Cost</u>
<b>PROJECT DESCRIPTION / JUSTIFICATION / LOCATION</b>			\$ 75,000
<p>The Animal Health Center requires annual surgical instrumentation, veterinary anesthetic monitoring equipment, and diagnostic equipment.</p> <p>The Zoo will be hiring a FTE Veterinary to run the Animal Health Center in 2024. More animal medical needs and diagnostics will be performed in-house, rather than relying on the UW-Veterinary School in years past.</p>			<hr/> <b>TOTAL \$ 75,000</b>
<b>NON-DEBT REVENUE SOURCE (Type/Object/Description/2024 Amount)</b>			
	M	84341 CITY OF MADISON SHARE-ZOO CAPL	\$ 15,000
<b>PROJECT FINANCIAL SUMMARY</b>		<b>2023</b>	<b>2024</b>
<b>TOTAL EXPENDITURES</b>		\$ 75,000	\$ 75,000
<b>PROJECT FUNDING SOURCES</b>			
DEBT		\$ 60,000	\$ 60,000
FEDERAL		0	0
STATE		0	0
MUNICIPAL City of Madison		15,000	15,000
OTHER		0	0
<b>TOTAL FUNDING SOURCES</b>		<b>\$ 75,000</b>	<b>\$ 75,000</b>



# CAPITAL PROJECT DETAIL SHEET

**Year:** 2024  
**Org:** CPZOO  
**Account:** NEW: AVIARY HABITAT PROJECT

**Fund:** CAPITAL PROJECTS FUND  
**Agency:** DANE COUNTY HENRY VILAS ZOO

PROJECT TITLE	PROJECT COST COMPONENTS (budget year)		
AVIARY HABITAT PROJECT	<u>Quantity and/or descriptive information</u> <span style="float: right;"><u>Cost</u></span>		
PROJECT DESCRIPTION / JUSTIFICATION / LOCATION	\$ 450,000		
<p>This project entails new constructing and rehab of existing animal holding located in the Aviary building. Work will include, but is not limited to, expanding exhibit space and holding for such species as the Otters and Capybara.</p> <p>An AZA Special Inspection was done on-site September 2022 that identified a need for HVZ to address concerns within the Aviary Habitats for certain species. The completion of this project will enhance overall animal welfare while improving the safety for keepers working in these habitats.</p>	<b>TOTAL \$ 450,000</b>		
<b>NON-DEBT REVENUE SOURCE (Type/Object/Description/2024 Amount)</b>			
M	84341	CITY OF MADISON SHARE-ZOO CAPL	\$ 90,000
<b>PROJECT FINANCIAL SUMMARY</b>		<b>2023</b>	<b>2024</b>
<b>TOTAL EXPENDITURES</b>		\$ 0	\$ 450,000
<b>PROJECT FUNDING SOURCES</b>			
DEBT		\$ 0	\$ 360,000
FEDERAL		0	0
STATE		0	0
MUNICIPAL <u>City of Madison</u>		0	90,000
OTHER		0	0
<b>TOTAL FUNDING SOURCES</b>		\$ 0	\$ 450,000



# CAPITAL PROJECT DETAIL SHEET

**Year:** 2024  
**Org:** CPZOO  
**Account:** NEW: GREEN BARN HVAC

**Fund:** CAPITAL PROJECTS FUND  
**Agency:** DANE COUNTY HENRY VILAS ZOO


PROJECT TITLE	PROJECT COST COMPONENTS (budget year)			
GREEN BARN HVAC	<u>Quantity and/or descriptive information</u>		<u>Cost</u>	
<b>PROJECT DESCRIPTION / JUSTIFICATION / LOCATION</b>			\$ 100,000	
<p>HVAC Systems in the Green Barn are aging; therefore, require constant repair. Replacing the A/C and fixtures has become a priority for 2024.</p> <p>The Green Barn is home to signature species such as the Meerkats, Aardvark, Red Panda, Gibbons, and Porcupines. This Barn not only displays animals on outside exhibits, but also has indoor accessibility for each species. These animals spend an equal amount of time between the indoor and outdoor exhibits. Upgraded HVAC Systems are crucial to each animals welfare throughout WI fours seasons.</p>	<b>TOTAL \$</b>		<b>100,000</b>	
	<b>NON-DEBT REVENUE SOURCE (Type/Object/Description/2024 Amount)</b>			
	M	84341 CITY OF MADISON SHARE-ZOO CAPL	\$	20,000
	<b>PROJECT FINANCIAL SUMMARY</b>		<b>2023</b>	<b>2024</b>
	<b>TOTAL EXPENDITURES</b>		\$ 0	\$ 100,000
	<b>PROJECT FUNDING SOURCES</b>			
	DEBT		\$ 0	\$ 80,000
	FEDERAL		0	0
	STATE		0	0
	MUNICIPAL City of Madison		0	20,000
OTHER		0	0	
<b>TOTAL FUNDING SOURCES</b>		\$ 0	\$ 100,000	



# CAPITAL PROJECT DETAIL SHEET

**Year:** 2024  
**Org:** CPZOO  
**Account:** 59220: HEART OF THE ZOO PROJECT

**Fund:** CAPITAL PROJECTS FUND  
**Agency:** DANE COUNTY HENRY VILAS ZOO

PROJECT TITLE	PROJECT COST COMPONENTS (budget year)																																												
HEART OF THE ZOO PROJECT	<table border="1"> <thead> <tr> <th data-bbox="1218 349 1858 373"><u>Quantity and/or descriptive information</u></th> <th data-bbox="1862 349 2032 373"><u>Cost</u></th> </tr> </thead> <tbody> <tr> <td data-bbox="1218 397 1858 430">Heart of the Zoo "Edge of Africa" phase</td> <td data-bbox="1862 397 2032 430">\$ 21,548,300</td> </tr> <tr> <td colspan="2" data-bbox="1218 950 2032 982" style="text-align: right;"><b>TOTAL \$ 21,548,300</b></td> </tr> </tbody> </table>			<u>Quantity and/or descriptive information</u>	<u>Cost</u>	Heart of the Zoo "Edge of Africa" phase	\$ 21,548,300	<b>TOTAL \$ 21,548,300</b>																																					
<u>Quantity and/or descriptive information</u>	<u>Cost</u>																																												
Heart of the Zoo "Edge of Africa" phase	\$ 21,548,300																																												
<b>TOTAL \$ 21,548,300</b>																																													
PROJECT DESCRIPTION / JUSTIFICATION / LOCATION																																													
<p>Henry Vilas Zoo focuses on world-class, AZA-accredited animal care as well as access and inclusiveness for all guests. This means facilities and grounds are in regular need of updates, improvements and maintenance. The "Edge of Africa - Giraffe" exhibit is the first portion of the zoo's "Heart of the Zoo" master plan.</p> <p>This project will replace the outdated rhino barn and build a new open giraffe barn that has a large indoor herd room, and back holding areas that will be visible to the guests so our animal care staff can showcase the care they give our animals every day. Additionally, this will add a large outdoor savannah that will host the herd of giraffe in a mixed species exhibit including African birds and smaller African mammals.</p> <p>Guests will be able to see several views both inside and out and there will also be special meet and greet experiences built into the exhibit to promote empathy and connection between our guests and the animals.</p>																																													
	<table border="1"> <thead> <tr> <th colspan="3" data-bbox="1218 990 2032 1023">NON-DEBT REVENUE SOURCE (Type/Object/Description/2024 Amount)</th> </tr> </thead> <tbody> <tr> <td data-bbox="1218 1039 1260 1071">O</td> <td data-bbox="1264 1039 1858 1071">81520 DONATIONS</td> <td data-bbox="1862 1039 2032 1071">\$ 8,177,600</td> </tr> <tr> <th colspan="2" data-bbox="1218 1088 1680 1120">PROJECT FINANCIAL SUMMARY</th> <th data-bbox="1684 1088 1858 1120">2023</th> <th data-bbox="1862 1088 2032 1120">2024</th> </tr> <tr> <td colspan="2" data-bbox="1218 1153 1680 1185"><b>TOTAL EXPENDITURES</b></td> <td data-bbox="1684 1153 1858 1185">\$ 1,463,000</td> <td data-bbox="1862 1153 2032 1185">\$ 21,548,300</td> </tr> <tr> <td colspan="2" data-bbox="1218 1209 1680 1242"><b>PROJECT FUNDING SOURCES</b></td> <td colspan="2"></td> </tr> <tr> <td colspan="2" data-bbox="1218 1250 1680 1282">DEBT</td> <td data-bbox="1684 1250 1858 1282">\$ 1,463,000</td> <td data-bbox="1862 1250 2032 1282">\$ 9,370,700</td> </tr> <tr> <td colspan="2" data-bbox="1218 1291 1680 1323">STATE</td> <td data-bbox="1684 1291 1858 1323">0</td> <td data-bbox="1862 1291 2032 1323">0</td> </tr> <tr> <td colspan="2" data-bbox="1218 1331 1680 1364">MUNICIPAL</td> <td data-bbox="1684 1331 1858 1364">0</td> <td data-bbox="1862 1331 2032 1364">0</td> </tr> <tr> <td colspan="2" data-bbox="1218 1372 1680 1404">OTHER Private Fundraising</td> <td data-bbox="1684 1372 1858 1404">0</td> <td data-bbox="1862 1372 2032 1404">4,000,000</td> </tr> <tr> <td colspan="2" data-bbox="1218 1412 1680 1445">OTHER Existing Donations</td> <td data-bbox="1684 1412 1858 1445">0</td> <td data-bbox="1862 1412 2032 1445">8,177,600</td> </tr> <tr> <td colspan="2" data-bbox="1218 1469 1680 1502"><b>TOTAL FUNDING SOURCES</b></td> <td data-bbox="1684 1469 1858 1502">\$ 1,463,000</td> <td data-bbox="1862 1469 2032 1502">\$ 21,548,300</td> </tr> </tbody> </table>			NON-DEBT REVENUE SOURCE (Type/Object/Description/2024 Amount)			O	81520 DONATIONS	\$ 8,177,600	PROJECT FINANCIAL SUMMARY		2023	2024	<b>TOTAL EXPENDITURES</b>		\$ 1,463,000	\$ 21,548,300	<b>PROJECT FUNDING SOURCES</b>				DEBT		\$ 1,463,000	\$ 9,370,700	STATE		0	0	MUNICIPAL		0	0	OTHER Private Fundraising		0	4,000,000	OTHER Existing Donations		0	8,177,600	<b>TOTAL FUNDING SOURCES</b>		\$ 1,463,000	\$ 21,548,300
NON-DEBT REVENUE SOURCE (Type/Object/Description/2024 Amount)																																													
O	81520 DONATIONS	\$ 8,177,600																																											
PROJECT FINANCIAL SUMMARY		2023	2024																																										
<b>TOTAL EXPENDITURES</b>		\$ 1,463,000	\$ 21,548,300																																										
<b>PROJECT FUNDING SOURCES</b>																																													
DEBT		\$ 1,463,000	\$ 9,370,700																																										
STATE		0	0																																										
MUNICIPAL		0	0																																										
OTHER Private Fundraising		0	4,000,000																																										
OTHER Existing Donations		0	8,177,600																																										
<b>TOTAL FUNDING SOURCES</b>		\$ 1,463,000	\$ 21,548,300																																										



# CAPITAL PROJECT DETAIL SHEET

**Year:** 2024  
**Org:** CPZOO  
**Account:** NEW: KOI POND CLEANING

**Fund:** CAPITAL PROJECTS FUND  
**Agency:** DANE COUNTY HENRY VILAS ZOO

PROJECT TITLE	PROJECT COST COMPONENTS (budget year)	
KOI POND CLEANING	<u>Quantity and/or descriptive information</u>	<u>Cost</u>
<b>PROJECT DESCRIPTION / JUSTIFICATION / LOCATION</b>		\$ 50,000
<p>Dredging the Koi Pond located at the back entrance of the zoo is needed to improve water quality and habitat space for the Koi Fish living in this location. Cleaning the muck and debris from this pond hasn't been addressed in sometime.</p> <p>This cleaning involves the use of heavy equipment, with special attention to the appropriate dredging techniques for wetlands areas that hold fish. This area will not only improve animal welfare, but it will enhance the esthetics of the back entrance of the zoo.</p>		
	<b>TOTAL \$</b>	<b>50,000</b>
	<b>NON-DEBT REVENUE SOURCE (Type/Object/Description/2024 Amount)</b>	
	M 84341 CITY OF MADISON SHARE-ZOO CAPL	\$ 10,000
	<b>PROJECT FINANCIAL SUMMARY</b>	
	<b>2023</b>	<b>2024</b>
<b>TOTAL EXPENDITURES</b>	\$ 0	\$ 50,000
<b>PROJECT FUNDING SOURCES</b>		
DEBT	\$ 0	\$ 40,000
FEDERAL	0	0
STATE	0	0
MUNICIPAL City of Madison	0	10,000
OTHER	0	0
<b>TOTAL FUNDING SOURCES</b>	<b>\$ 0</b>	<b>\$ 50,000</b>





# CAPITAL PROJECT DETAIL SHEET

**Year:** 2024  
**Org:** CPZOO  
**Account:** 57519: SOLAR INSTALLATION-HV ZOO

**Fund:** CAPITAL PROJECTS FUND  
**Agency:** DANE COUNTY HENRY VILAS ZOO

PROJECT TITLE	PROJECT COST COMPONENTS (budget year)	
Solar Installations at the Henry Vilas Zoo	<u>Quantity and/or descriptive information</u>	<u>Cost</u>
<b>PROJECT DESCRIPTION / JUSTIFICATION / LOCATION</b>	Solar Installations at the Henry Vilas Zoo \$ 300,000	
<p>This initiative will fund an RFP for design documents and the construction of up to six (6) new solar installations at the Henry Vilas Zoo.</p> <p>This project is based on a recommendation in the Comprehensive Energy Assessment (funded in 2022 and completed in fall 2023). In the Assessment report consultants identified six opportunities to add solar at the zoo. These installations will reduce the zoo's energy and operating costs while also serving as an inspiration to zoo visitors.</p> <p>The opportunities are:</p> <ul style="list-style-type: none"> <li>- Bear Holding 17.2 kW</li> <li>- Canopy 14.4 kW</li> <li>- Seals Pumping Station 14 kW</li> <li>- Aviary 14.8 kW</li> <li>- Glacier Grill 14.4 kW</li> <li>- Primate House 17.6 kW</li> </ul> <p>In total this is approximately 100 kW of additional solar power. The project is consistent with Dane County's commitment to 100% renewable electricity as well as our efforts to lead by example.</p>	<b>TOTAL \$ 300,000</b>	
<b>NON-DEBT REVENUE SOURCE (Type/Object/Description/2024 Amount)</b>		
N	NONE	\$ 0
<b>PROJECT FINANCIAL SUMMARY</b>	<b>2023</b>	<b>2024</b>
<b>TOTAL EXPENDITURES</b>	\$ 0	\$ 300,000
<b>PROJECT FUNDING SOURCES</b>		
DEBT	\$ 0	\$ 300,000
FEDERAL	0	0
STATE	0	0
MUNICIPAL	0	0
OTHER	0	0
<b>TOTAL FUNDING SOURCES</b>	<b>\$ 0</b>	<b>\$ 300,000</b>





# CAPITAL PROJECT DETAIL SHEET

**Year:** 2024  
**Org:** CPZOO  
**Account:** 59222: UPPER GIFT SHOP HVAC

**Fund:** CAPITAL PROJECTS FUND  
**Agency:** DANE COUNTY HENRY VILAS ZOO

PROJECT TITLE	PROJECT COST COMPONENTS (budget year)			
UPPER GIFT SHOP HVAC	<u>Quantity and/or descriptive information</u>		<u>Cost</u>	
<b>PROJECT DESCRIPTION / JUSTIFICATION / LOCATION</b>			\$ 125,000	
<p>The 40K originally requested will be spent in 2023 to complete the original scope of work. Since this time the building now requires addition Heat replacement that serves the Public restrooms and Animal Ambassador area.</p>	<b>TOTAL</b>		<b>\$ 125,000</b>	
	NON-DEBT REVENUE SOURCE (Type/Object/Description/2024 Amount)			
	M	84341 CITY OF MADISON SHARE-ZOO CAPL	\$ 25,000	
	PROJECT FINANCIAL SUMMARY		2023	2024
	<b>TOTAL EXPENDITURES</b>		\$ 0	\$ 125,000
	<b>PROJECT FUNDING SOURCES</b>			
	DEBT		\$ 0	\$ 100,000
	FEDERAL		0	0
	STATE		0	0
	MUNICIPAL City of Madison		0	25,000
OTHER		0	0	
<b>TOTAL FUNDING SOURCES</b>		\$ 0	\$ 125,000	



# CAPITAL PROJECT DETAIL SHEET

**Year:** 2024  
**Org:** CPZOO  
**Account:** NEW: ZOO FENCE PROJECTS

**Fund:** CAPITAL PROJECTS FUND  
**Agency:** DANE COUNTY HENRY VILAS ZOO

PROJECT TITLE	PROJECT COST COMPONENTS (budget year)		
FENCE PROJECTS	<u>Quantity and/or descriptive information</u>	<u>Cost</u>	
PROJECT DESCRIPTION / JUSTIFICATION / LOCATION		\$ 50,000	
<p>Yearly perimeter fence section replacement to address safety and security needs for the entire 28 acre campus. Sections of this perimeter require significant attention due to aging. Strong AZA recommendation.</p>	<b>TOTAL \$ 50,000</b>		
	NON-DEBT REVENUE SOURCE (Type/Object/Description/2024 Amount)		
	M 84341 CITY OF MADISON SHARE-ZOO CAPL	\$ 10,000	
	PROJECT FINANCIAL SUMMARY	2023	2024
	<b>TOTAL EXPENDITURES</b>	\$ 0	\$ 50,000
<b>PROJECT FUNDING SOURCES</b>			
DEBT	\$ 0	\$ 40,000	
FEDERAL	0	0	
STATE	0	0	
MUNICIPAL City of Madison	0	10,000	
OTHER	0	0	
<b>TOTAL FUNDING SOURCES</b>	\$ 0	\$ 50,000	



# CAPITAL PROJECT DETAIL SHEET

**Year:** 2024  
**Org:** CPZOO  
**Account:** 59033: ZOO IMPROVEMENTS

**Fund:** CAPITAL PROJECTS FUND  
**Agency:** DANE COUNTY HENRY VILAS ZOO

PROJECT TITLE	PROJECT COST COMPONENTS (budget year)		
ZOO IMPROVEMENTS	<u>Quantity and/or descriptive information</u>	<u>Cost</u>	
<b>PROJECT DESCRIPTION / JUSTIFICATION / LOCATION</b>		\$ 200,000	
<p>Necessary improvements to the zoo's infrastructure to assure continued accreditation by the Association of Zoos and Aquariums. Specific improvements will be completed each year based on priorities.</p> <p>Continuous improvement needs and major maintenance demands for the zoo have grown as the zoo expands and has aged. These are necessary improvements to the zoo's infrastructure to maintain the health and safety of the animals, staff and visitors; improve the overall efficiency and accessibility of the zoo; and improve animal habitats and visitor experience.</p>	<b>TOTAL \$ 200,000</b>		
	<b>NON-DEBT REVENUE SOURCE (Type/Object/Description/2024 Amount)</b>		
	M 84341 CITY OF MADISON SHARE-ZOO CAPL	\$ 40,000	
	<b>PROJECT FINANCIAL SUMMARY</b>	<b>2023</b>	<b>2024</b>
	<b>TOTAL EXPENDITURES</b>	\$ 100,000	\$ 200,000
<b>PROJECT FUNDING SOURCES</b>			
DEBT	\$ 80,000	\$ 160,000	
FEDERAL	0	0	
STATE	0	0	
MUNICIPAL City of Madison	20,000	40,000	
OTHER	0	0	
<b>TOTAL FUNDING SOURCES</b>	<b>\$ 100,000</b>	<b>\$ 200,000</b>	



# CAPITAL PROJECT DETAIL SHEET

**Year:** 2024  
**Org:** CPZOO  
**Account:** 59036: ZOO OPERATING EQUIPMENT

**Fund:** CAPITAL PROJECTS FUND  
**Agency:** DANE COUNTY HENRY VILAS ZOO

PROJECT TITLE	PROJECT COST COMPONENTS (budget year)		
ZOO OPERATING EQUIPMENT	<u>Quantity and/or descriptive information</u>		<u>Cost</u>
<b>PROJECT DESCRIPTION / JUSTIFICATION / LOCATION</b>			
<p>Street sweeper is needed to improve sustainable and efficient efforts of maintaining walkways, service areas and paths throughout zoo grounds.</p> <p>The zoo is 28 acres and sees over 800,000 visitors a year, resulting in heavily used traffic areas that need to be on a continuous cleaning routine to provide guests, staff and partners a safe and clean way to commute through.</p>			\$ 50,000
<b>TOTAL \$ 50,000</b>			
<b>NON-DEBT REVENUE SOURCE (Type/Object/Description/2024 Amount)</b>			
M	84341 CITY OF MADISON SHARE-ZOO CAPL	\$	10,000
<b>PROJECT FINANCIAL SUMMARY</b>		<b>2023</b>	<b>2024</b>
<b>TOTAL EXPENDITURES</b>		\$ 0	\$ 50,000
<b>PROJECT FUNDING SOURCES</b>			
DEBT		\$ 0	\$ 40,000
FEDERAL		0	0
STATE		0	0
MUNICIPAL City of Madison		0	10,000
OTHER		0	0
<b>TOTAL FUNDING SOURCES</b>		<b>\$ 0</b>	<b>\$ 50,000</b>



# CAPITAL PROJECT DETAIL SHEET

**Year:** 2024  
**Org:** CPZOO  
**Account:** 59105: ZOO PAVING PROJECTS

**Fund:** CAPITAL PROJECTS FUND  
**Agency:** DANE COUNTY HENRY VILAS ZOO

PROJECT TITLE	PROJECT COST COMPONENTS (budget year)	
ZOO PAVING PROJECT	<u>Quantity and/or descriptive information</u>	<u>Cost</u>
<b>PROJECT DESCRIPTION / JUSTIFICATION / LOCATION</b>		\$ 50,000
<p>Repave sections of zoo, including back service areas, redoing cracks in pathways where trees have rooted up, smooth existing areas that are old and crumbled and to address all other guest and staff safety concerns.</p> <p>The zoo is 28 acres and sees over 800,000 visitors a year, resulting in heavily used traffic areas that need to be on a continuous repair cycle each year.</p>		
	<b>TOTAL</b>	<b>\$ 50,000</b>
	<b>NON-DEBT REVENUE SOURCE (Type/Object/Description/2024 Amount)</b>	
	M 84341 CITY OF MADISON SHARE-ZOO CAPL	\$ 10,000
<b>PROJECT FINANCIAL SUMMARY</b>	<b>2023</b>	<b>2024</b>
<b>TOTAL EXPENDITURES</b>	\$ 40,000	\$ 50,000
<b>PROJECT FUNDING SOURCES</b>		
DEBT	\$ 32,000	\$ 40,000
FEDERAL	0	0
STATE	0	0
MUNICIPAL City of Madison	8,000	10,000
OTHER	0	0
<b>TOTAL FUNDING SOURCES</b>	<b>\$ 40,000</b>	<b>\$ 50,000</b>



# CAPITAL PROJECT DETAIL SHEET

**Year:** 2024  
**Org:** CPAEC  
**Account:** NEW: AEC BUSINESS PLANNING

**Fund:** CAPITAL PROJECTS FUND  
**Agency:** ALLIANT ENERGY CENTER

PROJECT TITLE	PROJECT COST COMPONENTS (budget year)	
AEC Business Planning	<u>Quantity and/or descriptive information</u>	<u>Cost</u>
<b>PROJECT DESCRIPTION / JUSTIFICATION / LOCATION</b>		
<p>The AEC requests capital funding for the services of a qualified and professional consultant to lead a comprehensive and strategic business planning initiative that will result in overall operational effectiveness.</p> <p>The outcome of the initiative and plan should include but not be limited to:</p> <ul style="list-style-type: none"> <li>Assessing Business Trends and Challenges</li> <li>Mission, Values, Goals and Objectives with Staff Involvement</li> <li>Key Performance Indicators</li> <li>Workforce and DEI Development</li> <li>Finance Goals: P&amp;L, Operating Revenue and Expenses, Subsidy and Economic Impact Data</li> <li>Sustainability</li> <li>Business line assessment</li> <li>Community Engagement</li> </ul>	AEC Business Planning	100,000
	<b>TOTAL \$</b>	<b>100,000</b>
	<b>NON-DEBT REVENUE SOURCE (Type/Object/Description/2024 Amount)</b>	
	N   NONE	\$ 0
<b>PROJECT FINANCIAL SUMMARY</b>	<b>2023</b>	<b>2024</b>
<b>TOTAL EXPENDITURES</b>	\$ 0	\$ 100,000
<b>PROJECT FUNDING SOURCES</b>		
DEBT	\$ 0	\$ 100,000
FEDERAL	0	0
STATE	0	0
MUNICIPAL	0	0
OTHER	0	0
<b>TOTAL FUNDING SOURCES</b>	<b>\$ 0</b>	<b>\$ 100,000</b>



# CAPITAL PROJECT DETAIL SHEET

**Year:** 2024  
**Org:** CPAEC  
**Account:** 57013: AEC STRATEGIC DESIGN/ACTION PL

**Fund:** CAPITAL PROJECTS FUND  
**Agency:** ALLIANT ENERGY CENTER

PROJECT TITLE	PROJECT COST COMPONENTS (budget year)		
AEC Strategic Design/Action Plan	<u>Quantity and/or descriptive information</u>		<u>Cost</u>
<b>PROJECT DESCRIPTION / JUSTIFICATION / LOCATION</b>			
<p>The AEC has reinvigorated its redevelopment efforts. In the process, the AEC has engaged a third-party consultant to conduct a comprehensive feasibility and master planning assessment, which will be completed and presented in the third quarter of 2023. Funds are being requested to further explore capital-funding opportunities while drafting development design plans for space and service improvements throughout the campus to continue this work.</p>	AEC Strategic Design/ Master Plan		250,000
	<b>TOTAL \$</b>		<b>250,000</b>
	<b>NON-DEBT REVENUE SOURCE (Type/Object/Description/2024 Amount)</b>		
	N	NONE	\$ 0
	<b>PROJECT FINANCIAL SUMMARY</b>		
		<b>2023</b>	<b>2024</b>
	<b>TOTAL EXPENDITURES</b>	\$ 100,000	\$ 250,000
	<b>PROJECT FUNDING SOURCES</b>		
	DEBT	\$ 100,000	\$ 250,000
	FEDERAL	0	0
	STATE	0	0
	MUNICIPAL	0	0
	OTHER	0	0
	<b>TOTAL FUNDING SOURCES</b>	<b>\$ 100,000</b>	<b>\$ 250,000</b>







# CAPITAL PROJECT DETAIL SHEET

**Year:** 2024  
**Org:** CPAEC  
**Account:** 51076: BIKE-PEDESTRIAN PLAN

**Fund:** CAPITAL PROJECTS FUND  
**Agency:** ALLIANT ENERGY CENTER

PROJECT TITLE	PROJECT COST COMPONENTS (budget year)	
AEC Bike-Pedestrian Plan		
PROJECT DESCRIPTION / JUSTIFICATION / LOCATION	<u>Quantity and/or descriptive information</u>	<u>Cost</u>
<p>Access to and circulation within the AEC campus is dominated by vehicular means of transportation. Access for persons approaching and circulating within the campus on foot or by bicycle is at best confusing and uncoordinated and potentially dangerous. This project will result in a plan to improve non-vehicular transportation to and within the campus.</p>	AEC Bike-Pedestrian Plan	\$ 150,000
	<b>TOTAL \$ 150,000</b>	
	NON-DEBT REVENUE SOURCE (Type/Object/Description/2024 Amount)	
	N NONE	\$ 0
PROJECT FINANCIAL SUMMARY	2023	2024
<b>TOTAL EXPENDITURES</b>	\$ 0	\$ 150,000
<b>PROJECT FUNDING SOURCES</b>		
DEBT	\$ 0	\$ 150,000
FEDERAL _____	0	0
STATE _____	0	0
MUNICIPAL _____	0	0
OTHER _____	0	0
<b>TOTAL FUNDING SOURCES</b>	<b>\$ 0</b>	<b>\$ 150,000</b>



# CAPITAL PROJECT DETAIL SHEET

**Year:** 2024  
**Org:** CPAEC  
**Account:** 57384: CAMPUS LIGHTING & ELEC REVIEW

**Fund:** CAPITAL PROJECTS FUND  
**Agency:** ALLIANT ENERGY CENTER

PROJECT TITLE	PROJECT COST COMPONENTS (budget year)	
AEC Campus Lighting & Electrical Safety Review		
PROJECT DESCRIPTION / JUSTIFICATION / LOCATION	<u>Quantity and/or descriptive information</u>	<u>Cost</u>
<p>This is a continuation of the 2023 project.</p> <p>This code compliance and life safety and security project provides a campus-wide lighting study, including fixture replacement at the Alliant Energy Center, as well as an electrical safety review and upgrade.</p> <p>During the summer of 2022 staff from the Alliant Energy Center and Dane County Public Works did an assessment of the building systems on the Alliant Energy Center campus and these upgrades are a result of that assessment.</p> <p>The Alliant Energy Center has converted the majority of the lights in the public areas of its campus to energy efficient LEDs. The majority of the back of house areas have not been converted to LEDs as of yet. The lighting study would look at the back of house areas as well as the lobby and stairwell emergency lighting and controls in the Coliseum and Exhibition Hall.</p> <p>The electrical safety review and upgrade component of this project will look at code compliance throughout the campus, as well as fencing and bollard placement for security and safety. There are many areas of the campus that are not up to current code standards, but are in compliance because they of the age of the buildings - particularly the Coliseum. This study would identify those areas that do not meet current standards and make the appropriate changes to ensure the campus is up to current standards.</p> <p>A campus lighting engineering study is currently being worked on and will be completed in early 2024. this funding is designed to continue the work from 2023 to further create electrical safety and energy efficiency on campus and uses our Facility Condition analysis as a base-line for the capital request amount.</p>	Campus Lighting & Electrical Upgrades	\$ 1,100,000
	<b>TOTAL \$</b>	
<b>NON-DEBT REVENUE SOURCE (Type/Object/Description/2024 Amount)</b>		
	N NONE	\$ 0
PROJECT FINANCIAL SUMMARY	2023	2024
<b>TOTAL EXPENDITURES</b>	\$ 400,000	\$ 1,100,000
<b>PROJECT FUNDING SOURCES</b>		
DEBT	\$ 400,000	\$ 1,100,000
FEDERAL _____	0	0
STATE _____	0	0
MUNICIPAL _____	0	0
OTHER _____	0	0
<b>TOTAL FUNDING SOURCES</b>	\$ 400,000	\$ 1,100,000



# CAPITAL PROJECT DETAIL SHEET

**Year:** 2024  
**Org:** CPAEC  
**Account:** NEW: CAMPUS SIGNAGE

**Fund:** CAPITAL PROJECTS FUND  
**Agency:** ALLIANT ENERGY CENTER

PROJECT TITLE	PROJECT COST COMPONENTS (budget year)	
Campus Signage	<u>Quantity and/or descriptive information</u>	<u>Cost</u>
<b>PROJECT DESCRIPTION / JUSTIFICATION / LOCATION</b>		
<p>The AEC is lacking the proper outdoor vehicular and pedestrian wayfinding signage needed to assist clients and attendees as they navigate the campus for events. The City of Madison regulates all outdoor signage within its jurisdiction and the AEC was annexed into the City of Madison in October 2021.</p> <p>The AEC will need to work with a consultant to develop a signage plan, have the plan approved through the City of Madison's Comprehensive Design Review process, in order to have signs constructed and installed on grounds.</p> <p>Capital funding will allow the AEC to begin this process and, upon installation of wayfinding signs, will improve the attendee experience on campus.</p>	Campus Signage	475,000
	<b>TOTAL \$ 475,000</b>	
	<b>NON-DEBT REVENUE SOURCE (Type/Object/Description/2024 Amount)</b>	
	N   NONE	\$ 0
<b>PROJECT FINANCIAL SUMMARY</b>	<b>2023</b>	<b>2024</b>
<b>TOTAL EXPENDITURES</b>	\$ 0	\$ 475,000
<b>PROJECT FUNDING SOURCES</b>		
DEBT	\$ 0	\$ 475,000
FEDERAL	0	0
STATE	0	0
MUNICIPAL	0	0
OTHER	0	0
<b>TOTAL FUNDING SOURCES</b>	<b>\$ 0</b>	<b>\$ 475,000</b>



# CAPITAL PROJECT DETAIL SHEET

**Year:** 2024  
**Org:** CPAEC  
**Account:** 57195: CENTER IMPROVEMENTS

**Fund:** CAPITAL PROJECTS FUND  
**Agency:** ALLIANT ENERGY CENTER

PROJECT TITLE	PROJECT COST COMPONENTS (budget year)		
Center Improvements	<u>Quantity and/or descriptive information</u>		<u>Cost</u>
<b>PROJECT DESCRIPTION / JUSTIFICATION / LOCATION</b>			
<p>The Center Improvements account is used to address the ongoing deferred maintenance and capital improvement needs of the existing buildings, equipment and grounds on the Alliant Energy Center campus.</p> <p>Many of the buildings and equipment on the Alliant Energy Center campus have fallen victim to deferred maintenance and require significant upgrades and improvements for safety, operational efficiency, and to meet the standards demanded by today's customers, clients, attendees and employees. The Arena building was constructed in 1955 and Veterans Memorial Coliseum was built in 1967. Exhibition Hall was constructed in 1995. Most of the mechanical systems in these buildings are obsolete and inefficient. They also require considerable maintenance and upkeep. The Coliseum, Arena and surrounding plaza areas are also in need of significant structural repairs and upgrading as well. In addition, the parking lots and landscape areas are also in a state of disrepair.</p>	Center Improvements		700,000
	<b>TOTAL \$</b>		<b>700,000</b>
	<b>NON-DEBT REVENUE SOURCE (Type/Object/Description/2024 Amount)</b>		
	N	NONE	\$ 0
	<b>PROJECT FINANCIAL SUMMARY</b>		
		<b>2023</b>	<b>2024</b>
	<b>TOTAL EXPENDITURES</b>	\$ 1,000,000	\$ 700,000
	<b>PROJECT FUNDING SOURCES</b>		
	DEBT	\$ 1,000,000	\$ 700,000
	FEDERAL	0	0
	STATE	0	0
	MUNICIPAL	0	0
	OTHER	0	0
	<b>TOTAL FUNDING SOURCES</b>	<b>\$ 1,000,000</b>	<b>\$ 700,000</b>



# CAPITAL PROJECT DETAIL SHEET

**Year:** 2024  
**Org:** CPAEC  
**Account:** 57386: COLISEUM HVAC UPGRADE

**Fund:** CAPITAL PROJECTS FUND  
**Agency:** ALLIANT ENERGY CENTER

PROJECT TITLE	PROJECT COST COMPONENTS (budget year)	
Coliseum HVAC Upgrade	<u>Quantity and/or descriptive information</u>	<u>Cost</u>
<b>PROJECT DESCRIPTION / JUSTIFICATION / LOCATION</b>		
<p>The Coliseum HVAC infrastructure is aging and in need of repair and replacement in order to maintain comfortable ambient temperatures and proper airflow for the variety of events in the building. The use of Monster Trucks and Arenacross cycles in the building necessitate proper airflow to ensure the health and safety of all guests. The addition of building automation will improve staff ability to manage and monitor the building's internal environment and allow for cost savings of automating temperature changes to the building from occupied to unoccupied status'.</p> <p>Additionally, improved energy efficiency will reduce operating costs and environmental impact of building operations.</p>	<p>Coliseum HVAC Upgrade</p> <p style="text-align: right;">475,000</p>	
	<b>TOTAL \$</b>	<b>475,000</b>
	<b>NON-DEBT REVENUE SOURCE (Type/Object/Description/2024 Amount)</b>	
	N NONE	\$ 0
<b>PROJECT FINANCIAL SUMMARY</b>	<b>2023</b>	<b>2024</b>
<b>TOTAL EXPENDITURES</b>	\$ 400,000	\$ 475,000
<b>PROJECT FUNDING SOURCES</b>		
DEBT	\$ 400,000	\$ 475,000
FEDERAL	0	0
STATE	0	0
MUNICIPAL	0	0
OTHER	0	0
<b>TOTAL FUNDING SOURCES</b>	<b>\$ 400,000</b>	<b>\$ 475,000</b>



# CAPITAL PROJECT DETAIL SHEET

**Year:** 2024  
**Org:** CPAEC  
**Account:** 57387: EXHIBITION HALL HVAC UPGRADES

**Fund:** CAPITAL PROJECTS FUND  
**Agency:** ALLIANT ENERGY CENTER

PROJECT TITLE	PROJECT COST COMPONENTS (budget year)		
Exhibition Hall HVAC Upgrade	<u>Quantity and/or descriptive information</u>		<u>Cost</u>
	Ex Hall HVAC Upgrade	\$	2,000,000
<b>PROJECT DESCRIPTION / JUSTIFICATION / LOCATION</b>			
<p>The Exhibition Halls were constructed with a single heating and cooling zone for all of the exhibit space.</p> <p>The addition of building automation will improve staff's ability to manage and monitor the building's internal environment and allow for cost savings of automating temperature changes to the building from occupied to unoccupied status.</p>			
	<b>TOTAL</b>		<b>\$ 2,000,000</b>
	<b>NON-DEBT REVENUE SOURCE (Type/Object/Description/2024 Amount)</b>		
	N	NONE	\$ 0
	<b>PROJECT FINANCIAL SUMMARY</b>		
		<b>2023</b>	<b>2024</b>
	<b>TOTAL EXPENDITURES</b>	\$ 480,000	\$ 2,000,000
	<b>PROJECT FUNDING SOURCES</b>		
	DEBT	\$ 480,000	\$ 2,000,000
	FEDERAL	0	0
	STATE	0	0
	MUNICIPAL	0	0
	OTHER	0	0
	<b>TOTAL FUNDING SOURCES</b>	<b>\$ 480,000</b>	<b>\$ 2,000,000</b>



# CAPITAL PROJECT DETAIL SHEET

**Year:** 2024  
**Org:** CPAEC  
**Account:** NEW: PARKING CONSULTANT

**Fund:** CAPITAL PROJECTS FUND  
**Agency:** ALLIANT ENERGY CENTER

PROJECT TITLE	PROJECT COST COMPONENTS (budget year)	
Consultant for Parking Operations & Technology	<u>Quantity and/or descriptive information</u>	<u>Cost</u>
<b>PROJECT DESCRIPTION / JUSTIFICATION / LOCATION</b>		
<p>The AEC has over 5,500 parking stalls. As attendees enter and exit the facility, it is necessary to provide a smooth and efficient parking operation. The current parking facilities and operational plan are inadequate and inefficient to meet the needs of today's consumers. At times, parking issues create undesirable traffic patterns on the roadways surrounding the AEC.</p> <p>The AEC desires to hire a consultant who is familiar with event parking operations to evaluate the current facility and operating procedure. The consultant will then provide a road map to create operational efficiencies with the goals of decreasing traffic congestion, allowing more concurrent events, reducing costs, increasing parking revenue while improving the attendee experience while driving into and out of the AEC campus.</p>	Parking Consultant	75,000
	<b>TOTAL \$</b>	<b>75,000</b>
	<b>NON-DEBT REVENUE SOURCE (Type/Object/Description/2024 Amount)</b>	
	N NONE	\$ 0
	<b>PROJECT FINANCIAL SUMMARY</b>	<b>2023      2024</b>
	<b>TOTAL EXPENDITURES</b>	\$ 0      \$ 75,000
	<b>PROJECT FUNDING SOURCES</b>	
	DEBT	\$ 0      \$ 75,000
	FEDERAL _____	0      0
	STATE _____	0      0
	MUNICIPAL _____	0      0
	OTHER _____	0      0
	<b>TOTAL FUNDING SOURCES</b>	\$ 0      \$ 75,000



# CAPITAL PROJECT DETAIL SHEET

**Year:** 2024  
**Org:** CPAEC  
**Account:** 51082: PARKING SAFETY & BEAUTIFICATION

**Fund:** CAPITAL PROJECTS FUND  
**Agency:** ALLIANT ENERGY CENTER

PROJECT TITLE	PROJECT COST COMPONENTS (budget year)	
AEC Parking Safety and Beautification	<u>Quantity and/or descriptive information</u>	<u>Cost</u>
<b>PROJECT DESCRIPTION / JUSTIFICATION / LOCATION</b>  A great deal of the Alliant Energy Center campus is necessarily dedicated to parking for visitors. However, measures can be taken to improve the parking areas for pedestrian circulation and to include islands for trees and other growth to beautify the parking facilities. This project will allow for the development of a plan and cost estimates to enhance the beauty and safety of the parking lots at the AEC.	AEC Parking Safety and Beautification	\$ 350,000
	<b>TOTAL \$ 350,000</b>	
<b>NON-DEBT REVENUE SOURCE (Type/Object/Description/2024 Amount)</b>		
N	NONE	\$ 0
<b>PROJECT FINANCIAL SUMMARY</b>		<b>2023</b>
<b>TOTAL EXPENDITURES</b>		<b>\$ 350,000</b>
<b>PROJECT FUNDING SOURCES</b>		<b>2024</b>
DEBT		\$ 350,000
FEDERAL		0
STATE		0
MUNICIPAL		0
OTHER		0
<b>TOTAL FUNDING SOURCES</b>		<b>\$ 350,000</b>





# CAPITAL PROJECT DETAIL SHEET

**Year:** 2024  
**Org:** CPAEC  
**Account:** 58699: STORMWATER RETENTION

**Fund:** CAPITAL PROJECTS FUND  
**Agency:** ALLIANT ENERGY CENTER

PROJECT TITLE	PROJECT COST COMPONENTS (budget year)	
AEC Storm Water Retention Plan		
<b>PROJECT DESCRIPTION / JUSTIFICATION / LOCATION</b>		
<p>This project provides \$100,000 to design a storm water management system for the Bram Street outlet of the Alliant Energy Center. The storm water facility would provide water quality and flood improvements for approximately 12 acres of untreated parking lot and rooftop that discharges into Willow Creek and ultimately into Lake Monona. The balance of the funds will be used to enhance storm water planning for the AEC Campus.</p>		
	<u>Quantity and/or descriptive information</u>	<u>Cost</u>
	AEC Storm Water Plan	\$ 250,000
	<b>TOTAL</b>	<b>\$ 250,000</b>
	<b>NON-DEBT REVENUE SOURCE (Type/Object/Description/2024 Amount)</b>	
	N NONE	\$ 0
	<b>PROJECT FINANCIAL SUMMARY</b>	<b>2023      2024</b>
	<b>TOTAL EXPENDITURES</b>	\$ 0      \$ 250,000
	<b>PROJECT FUNDING SOURCES</b>	
	DEBT	\$ 0      \$ 250,000
	FEDERAL _____	0      0
	STATE _____	0      0
	MUNICIPAL _____	0      0
	OTHER _____	0      0
	<b>TOTAL FUNDING SOURCES</b>	\$ 0      \$ 250,000



# CAPITAL PROJECT DETAIL SHEET

**Year:** 2024  
**Org:** CPAEC  
**Account:** 58925: VEHICLES & EQUIPMENT

**Fund:** CAPITAL PROJECTS FUND  
**Agency:** ALLIANT ENERGY CENTER

PROJECT TITLE	PROJECT COST COMPONENTS (budget year)																				
Vehicles and Equipment	<b>Quantity and/or descriptive information</b> <span style="float: right;"><b>Cost</b></span>																				
<b>PROJECT DESCRIPTION / JUSTIFICATION / LOCATION</b>	<p>Vehicles and equipment</p> <table style="width: 100%; border-collapse: collapse;"> <tr> <td style="width: 60%;">2 Forklifts</td> <td style="width: 30%;"></td> <td style="width: 10%; text-align: right;">85,000</td> </tr> <tr> <td>EV Street Sweeper</td> <td></td> <td style="text-align: right;">160,000</td> </tr> <tr> <td>3 Club Cars (EV)</td> <td></td> <td style="text-align: right;">45,000</td> </tr> <tr> <td>EV Vehicle</td> <td></td> <td style="text-align: right;">50,000</td> </tr> <tr> <td>EV Floor Scrubber</td> <td></td> <td style="text-align: right;">85,000</td> </tr> <tr> <td colspan="2" style="text-align: right;"><b>TOTAL \$</b></td> <td style="text-align: right;"><b>425,000</b></td> </tr> </table>			2 Forklifts		85,000	EV Street Sweeper		160,000	3 Club Cars (EV)		45,000	EV Vehicle		50,000	EV Floor Scrubber		85,000	<b>TOTAL \$</b>		<b>425,000</b>
2 Forklifts		85,000																			
EV Street Sweeper		160,000																			
3 Club Cars (EV)		45,000																			
EV Vehicle		50,000																			
EV Floor Scrubber		85,000																			
<b>TOTAL \$</b>		<b>425,000</b>																			
<p>The Alliant Energy Center vehicles and equipment in order to maintain operations on it's 164 acre campus. 2024 needs include forklifts and EV street sweeper, club cars, EV vehicle and EV floor scrubber.</p>	<b>NON-DEBT REVENUE SOURCE (Type/Object/Description/2024 Amount)</b>																				
	N	NONE	\$ 0																		
	<b>PROJECT FINANCIAL SUMMARY</b>																				
		<b>2023</b>	<b>2024</b>																		
	<b>TOTAL EXPENDITURES</b>	\$ 0	\$ 425,000																		
<b>PROJECT FUNDING SOURCES</b>																					
DEBT	\$ 0	\$ 425,000																			
FEDERAL _____	0	0																			
STATE _____	0	0																			
MUNICIPAL _____	0	0																			
OTHER _____	0	0																			
<b>TOTAL FUNDING SOURCES</b>	<b>\$ 0</b>	<b>\$ 425,000</b>																			



# CAPITAL PROJECT DETAIL SHEET

**Year:** 2024                      **Fund:** CAPITAL PROJECTS FUND  
**Org:** CPPUBPR                      **Agency:** HIGHWAY & TRANSPORTATION  
**Account:** 58009: RAMP PAY STATION UPGRADE

PROJECT TITLE	PROJECT COST COMPONENTS (budget year)	
REPLACE PAY STATION MACHINES	<u>Quantity and/or descriptive information</u>	<u>Cost</u>
<b>PROJECT DESCRIPTION / JUSTIFICATION / LOCATION</b>		
Purchase new metric meter machines to replace failing equipment.		\$ 20,000
	<b>TOTAL \$</b>	<b>20,000</b>
<b>NON-DEBT REVENUE SOURCE (Type/Object/Description/2024 Amount)</b>		
N	NONE	\$ 0
<b>PROJECT FINANCIAL SUMMARY</b>		
	<b>2023</b>	<b>2024</b>
<b>TOTAL EXPENDITURES</b>	\$ 0	\$ 20,000
<b>PROJECT FUNDING SOURCES</b>		
DEBT	\$ 0	\$ 20,000
FEDERAL _____	0	0
STATE _____	0	0
MUNICIPAL _____	0	0
OTHER _____	0	0
<b>TOTAL FUNDING SOURCES</b>	<b>\$ 0</b>	<b>\$ 20,000</b>



# CAPITAL PROJECT DETAIL SHEET

**Year:** 2024  
**Org:** CPPUBPR  
**Account:** 58192: RAMP RENOVATION

**Fund:** CAPITAL PROJECTS FUND  
**Agency:** HIGHWAY & TRANSPORTATION

PROJECT TITLE	PROJECT COST COMPONENTS (budget year)		
PARKING RAMP RENOVATION	<u>Quantity and/or descriptive information</u>		<u>Cost</u>
<b>PROJECT DESCRIPTION / JUSTIFICATION / LOCATION</b>			
<p>The Dane County Parking Ramp was designed for a 50-year service life. With maintenance and utilization of cathodic protection the ramp has reached a service life of 65 years.</p> <p>A study was requested to analyze the ramp and determine what it would take to achieve an additional 20-year service life. The study showed that the existing cathodic protection system is no longer working and repairs are needed.</p> <p>This is a multi-year phased project with the first phase budgeted in 2022 for \$6,400,000. Future phases in 2023 and 2024 are estimated at \$14,000,000. This will give the best chance at a 20-year extended service life.</p>	Construction	\$ 5,500,000	
	<b>TOTAL</b>		<b>\$ 5,500,000</b>
	<b>NON-DEBT REVENUE SOURCE (Type/Object/Description/2024 Amount)</b>		
	N	NONE	\$ 0
	<b>PROJECT FINANCIAL SUMMARY</b>		
		<b>2023</b>	<b>2024</b>
	<b>TOTAL EXPENDITURES</b>	\$ 8,500,000	\$ 5,500,000
	<b>PROJECT FUNDING SOURCES</b>		
	DEBT	\$ 8,500,000	\$ 5,500,000
	FEDERAL	0	0
	STATE	0	0
	MUNICIPAL	0	0
	OTHER	0	0
	<b>TOTAL FUNDING SOURCES</b>	<b>\$ 8,500,000</b>	<b>\$ 5,500,000</b>



# CAPITAL PROJECT DETAIL SHEET

**Year:** 2024  
**Org:** HWCONCAP  
**Account:** 57266: CTH AB-CTH MN TO 12

**Fund:** HIGHWAY CONSTRUCTION CAPITAL  
**Agency:** HIGHWAY & TRANSPORTATION

PROJECT TITLE	PROJECT COST COMPONENTS (budget year)	
CTH AB (CTH MN - USH 12/18)	<u>Quantity and/or descriptive information</u>	<u>Cost</u>
<b>PROJECT DESCRIPTION / JUSTIFICATION / LOCATION</b>	Construction	\$ 100,000
Resurface.  The existing pavement shows excessive distress. This improvement would reduce routine maintenance costs.		
	<b>TOTAL</b>	<b>\$ 100,000</b>
	<b>NON-DEBT REVENUE SOURCE (Type/Object/Description/2024 Amount)</b>	
	N NONE	\$ 0
	<b>PROJECT FINANCIAL SUMMARY</b>	<b>2023      2024</b>
	<b>TOTAL EXPENDITURES</b>	\$ 0      \$ 100,000
	<b>PROJECT FUNDING SOURCES</b>	
	DEBT	\$ 0      \$ 100,000
	FEDERAL	0      0
	STATE	0      0
	MUNICIPAL	0      0
	OTHER	0      0
	<b>TOTAL FUNDING SOURCES</b>	<b>\$ 0      \$ 100,000</b>



# CAPITAL PROJECT DETAIL SHEET

**Year:** 2024  
**Org:** HWCONCAP  
**Account:** 59226: CTH A-BRIDGE B130056

**Fund:** HIGHWAY CONSTRUCTION CAPITAL  
**Agency:** HIGHWAY & TRANSPORTATION

PROJECT TITLE	PROJECT COST COMPONENTS (budget year)		
CTH A (Koshkonong Cr Br B130056)	<u>Quantity and/or descriptive information</u>		<u>Cost</u>
<b>PROJECT DESCRIPTION / JUSTIFICATION / LOCATION</b>			
Reconstruct bridge. This is a federally funded project.  Bridge is in poor condition.	Construction	\$	49,000
	<b>TOTAL</b>		<b>\$ 49,000</b>
	<b>NON-DEBT REVENUE SOURCE (Type/Object/Description/2024 Amount)</b>		
	N	NONE	\$ 0
	<b>PROJECT FINANCIAL SUMMARY</b>		
		<b>2023</b>	<b>2024</b>
<b>TOTAL EXPENDITURES</b>	\$	21,000	\$ 49,000
<b>PROJECT FUNDING SOURCES</b>			
DEBT	\$	21,000	\$ 49,000
FEDERAL		0	0
STATE		0	0
MUNICIPAL		0	0
OTHER		0	0
<b>TOTAL FUNDING SOURCES</b>	<b>\$</b>	<b>21,000</b>	<b>\$ 49,000</b>



# CAPITAL PROJECT DETAIL SHEET

**Year:** 2024  
**Org:** HWCONCAP  
**Account:** 59227: CTH A-BRIDGE B130950

**Fund:** HIGHWAY CONSTRUCTION CAPITAL  
**Agency:** HIGHWAY & TRANSPORTATION

PROJECT TITLE	PROJECT COST COMPONENTS (budget year)														
<p>CTH A (Saunders Cr Br B130950)</p> <hr/> <p><b>PROJECT DESCRIPTION / JUSTIFICATION / LOCATION</b></p> <p>Reconstruct bridge. This is a federally funded project.                      Bridge is in poor condition.</p>	<table style="width:100%; border-collapse: collapse;"> <thead> <tr> <th style="text-align: left; border-bottom: 1px solid black;"><u>Quantity and/or descriptive information</u></th> <th style="text-align: right; border-bottom: 1px solid black;"><u>Cost</u></th> <th colspan="2"></th> </tr> </thead> <tbody> <tr> <td style="text-align: right; padding-right: 20px;">Construction</td> <td style="text-align: right;">\$</td> <td style="width: 20px;"></td> <td style="text-align: right;">155,000</td> </tr> <tr> <td colspan="3" style="text-align: right; border-top: 1px solid black;"><b>TOTAL</b></td> <td style="text-align: right;"><b>\$ 155,000</b></td> </tr> </tbody> </table>			<u>Quantity and/or descriptive information</u>	<u>Cost</u>			Construction	\$		155,000	<b>TOTAL</b>			<b>\$ 155,000</b>
<u>Quantity and/or descriptive information</u>	<u>Cost</u>														
Construction	\$		155,000												
<b>TOTAL</b>			<b>\$ 155,000</b>												
<b>NON-DEBT REVENUE SOURCE (Type/Object/Description/2024 Amount)</b>															
N	NONE	\$	0												
<b>PROJECT FINANCIAL SUMMARY</b>		<b>2023</b>	<b>2024</b>												
<b>TOTAL EXPENDITURES</b>		\$ 16,000	\$ 155,000												
<b>PROJECT FUNDING SOURCES</b>															
DEBT		\$ 16,000	\$ 155,000												
FEDERAL		0	0												
STATE		0	0												
MUNICIPAL		0	0												
OTHER		0	0												
<b>TOTAL FUNDING SOURCES</b>		<b>\$ 16,000</b>	<b>\$ 155,000</b>												



# CAPITAL PROJECT DETAIL SHEET

**Year:** 2024  
**Org:** HWCONCAP  
**Account:** NEW: CTH A-STH 69 TO CTH D

**Fund:** HIGHWAY CONSTRUCTION CAPITAL  
**Agency:** HIGHWAY & TRANSPORTATION

PROJECT TITLE	PROJECT COST COMPONENTS (budget year)		
CTH A (STH 69 - CTH D)	<u>Quantity and/or descriptive information</u>		<u>Cost</u>
<b>PROJECT DESCRIPTION / JUSTIFICATION / LOCATION</b>			
Resurface and add paved shoulders.  The existing pavement shows excessive distress. This improvement would reduce routine maintenance costs.	Design	\$	20,000
	<b>TOTAL</b>		<b>\$ 20,000</b>
	<b>NON-DEBT REVENUE SOURCE (Type/Object/Description/2024 Amount)</b>		
	N	NONE	\$ 0
	<b>PROJECT FINANCIAL SUMMARY</b>		
		<b>2023</b>	<b>2024</b>
<b>TOTAL EXPENDITURES</b>	\$	0	\$ 20,000
<b>PROJECT FUNDING SOURCES</b>			
DEBT	\$	0	\$ 20,000
FEDERAL		0	0
STATE		0	0
MUNICIPAL		0	0
OTHER		0	0
<b>TOTAL FUNDING SOURCES</b>	<b>\$</b>	<b>0</b>	<b>\$ 20,000</b>





# CAPITAL PROJECT DETAIL SHEET

**Year:** 2024  
**Org:** HWCONCAP  
**Account:** 59230: CTH BB-BRIDGE P130032

**Fund:** HIGHWAY CONSTRUCTION CAPITAL  
**Agency:** HIGHWAY & TRANSPORTATION

PROJECT TITLE	PROJECT COST COMPONENTS (budget year)		
CTH BB (Koshkonong Cr Br P130032)	<u>Quantity and/or descriptive information</u>		<u>Cost</u>
<b>PROJECT DESCRIPTION / JUSTIFICATION / LOCATION</b>	Construction	\$	200,000
Reconstruct bridge. This is a federally funded project.  Bridge is in poor condition.	<b>TOTAL</b>		<b>\$ 200,000</b>
<b>NON-DEBT REVENUE SOURCE (Type/Object/Description/2024 Amount)</b>			
N	NONE	\$	0
<b>PROJECT FINANCIAL SUMMARY</b>		<b>2023</b>	<b>2024</b>
<b>TOTAL EXPENDITURES</b>		\$ 19,000	\$ 200,000
<b>PROJECT FUNDING SOURCES</b>			
DEBT		\$ 19,000	\$ 200,000
FEDERAL		0	0
STATE		0	0
MUNICIPAL		0	0
OTHER		0	0
<b>TOTAL FUNDING SOURCES</b>		<b>\$ 19,000</b>	<b>\$ 200,000</b>



# CAPITAL PROJECT DETAIL SHEET

**Year:** 2024  
**Org:** HWCONCAP  
**Account:** NEW: CTH F-CTH ID TO CTH F NORTH

**Fund:** HIGHWAY CONSTRUCTION CAPITAL  
**Agency:** HIGHWAY & TRANSPORTATION

PROJECT TITLE	PROJECT COST COMPONENTS (budget year)		
CTH F (CTH ID - Diamond Cir/CTH F North)	<u>Quantity and/or descriptive information</u>		<u>Cost</u>
<b>PROJECT DESCRIPTION / JUSTIFICATION / LOCATION</b>			
<p>Resurface.</p> <p>The existing pavement shows excessive distress. This improvement would reduce routine maintenance costs.</p>	Construction	\$	650,000
	<b>TOTAL</b>		<b>\$ 650,000</b>
	<b>NON-DEBT REVENUE SOURCE (Type/Object/Description/2024 Amount)</b>		
	N	NONE	\$ 0
	<b>PROJECT FINANCIAL SUMMARY</b>		
		<b>2023</b>	<b>2024</b>
	<b>TOTAL EXPENDITURES</b>	\$ 0	\$ 650,000
	<b>PROJECT FUNDING SOURCES</b>		
	DEBT	\$ 0	\$ 650,000
	FEDERAL	0	0
	STATE	0	0
	MUNICIPAL	0	0
	OTHER	0	0
	<b>TOTAL FUNDING SOURCES</b>	<b>\$ 0</b>	<b>\$ 650,000</b>



# CAPITAL PROJECT DETAIL SHEET

Year: 2024

Fund: HIGHWAY CONSTRUCTION CAPITAL

Org: HWCONCAP

Agency: HIGHWAY &amp; TRANSPORTATION

Account: NEW: CTH F-USH 18/151 TO CTH ID

PROJECT TITLE	PROJECT COST COMPONENTS (budget year)	
CTH F (USH 18/151 - CTH ID)		
PROJECT DESCRIPTION / JUSTIFICATION / LOCATION	<u>Quantity and/or descriptive information</u>	<u>Cost</u>
<p>Resurface and add paved shoulders.</p> <p>The existing pavement shows excessive distress. This improvement would reduce routine maintenance costs.</p>	Construction	\$ 300,000
	<b>TOTAL \$ 300,000</b>	
<b>NON-DEBT REVENUE SOURCE (Type/Object/Description/2024 Amount)</b>		
N	NONE	\$ 0
PROJECT FINANCIAL SUMMARY	2023	2024
<b>TOTAL EXPENDITURES</b>	\$ 0	\$ 300,000
<b>PROJECT FUNDING SOURCES</b>		
DEBT	\$ 0	\$ 300,000
FEDERAL _____	0	0
STATE _____	0	0
MUNICIPAL _____	0	0
OTHER _____	0	0
<b>TOTAL FUNDING SOURCES</b>	\$ 0	\$ 300,000



# CAPITAL PROJECT DETAIL SHEET

**Year:** 2024  
**Org:** HWCONCAP  
**Account:** NEW: CTH G-BRIDGE B130038

**Fund:** HIGHWAY CONSTRUCTION CAPITAL  
**Agency:** HIGHWAY & TRANSPORTATION

PROJECT TITLE	PROJECT COST COMPONENTS (budget year)		
CTH G (Primrose Br B130038)	<u>Quantity and/or descriptive information</u>		<u>Cost</u>
<b>PROJECT DESCRIPTION / JUSTIFICATION / LOCATION</b>	Construction	\$	300,000
Reconstruct bridge.  Bridge is in poor condition.			
	<b>TOTAL</b>		<b>\$ 300,000</b>
	<b>NON-DEBT REVENUE SOURCE (Type/Object/Description/2024 Amount)</b>		
	N	NONE	\$ 0
	<b>PROJECT FINANCIAL SUMMARY</b>		
		<b>2023</b>	<b>2024</b>
<b>TOTAL EXPENDITURES</b>	\$	0	\$ 300,000
<b>PROJECT FUNDING SOURCES</b>			
DEBT	\$	0	\$ 300,000
FEDERAL		0	0
STATE		0	0
MUNICIPAL		0	0
OTHER		0	0
<b>TOTAL FUNDING SOURCES</b>	<b>\$</b>	<b>0</b>	<b>\$ 300,000</b>



# CAPITAL PROJECT DETAIL SHEET

**Year:** 2024

**Fund:** HIGHWAY CONSTRUCTION CAPITAL

**Org:** HWCONCAP

**Agency:** HIGHWAY & TRANSPORTATION

**Account:** NEW: CTH G-CTH A EAST TO STH 92

PROJECT TITLE	PROJECT COST COMPONENTS (budget year)		
CTH G (CTH A East - STH 92)	<u>Quantity and/or descriptive information</u>		<u>Cost</u>
<b>PROJECT DESCRIPTION / JUSTIFICATION / LOCATION</b>			
<p>Resurface and add paved shoulders.</p> <p>The existing pavement shows excessive distress. This improvement would reduce routine maintenance costs.</p>	Construction	\$	2,400,000
	<b>TOTAL</b>		<b>\$ 2,400,000</b>
	<b>NON-DEBT REVENUE SOURCE (Type/Object/Description/2024 Amount)</b>		
	N	NONE	\$ 0
	<b>PROJECT FINANCIAL SUMMARY</b>		
		<b>2023</b>	<b>2024</b>
<b>TOTAL EXPENDITURES</b>	\$	0	\$ 2,400,000
<b>PROJECT FUNDING SOURCES</b>			
DEBT	\$	0	\$ 2,400,000
FEDERAL		0	0
STATE		0	0
MUNICIPAL		0	0
OTHER		0	0
<b>TOTAL FUNDING SOURCES</b>	<b>\$</b>	<b>0</b>	<b>\$ 2,400,000</b>



# CAPITAL PROJECT DETAIL SHEET

**Year:** 2024  
**Org:** HWCONCAP  
**Account:** NEW: CTH JG-MT HOREB NVL TO CTH ID

**Fund:** HIGHWAY CONSTRUCTION CAPITAL  
**Agency:** HIGHWAY & TRANSPORTATION

PROJECT TITLE	PROJECT COST COMPONENTS (budget year)		
CTH JG (Mount Horeb NVL - CTH ID)	<u>Quantity and/or descriptive information</u>		<u>Cost</u>
<b>PROJECT DESCRIPTION / JUSTIFICATION / LOCATION</b>			
Resurface.  The existing pavement shows excessive distress. This improvement would reduce routine maintenance costs.	Design	\$	20,000
	<b>TOTAL</b>		<b>\$ 20,000</b>
	<b>NON-DEBT REVENUE SOURCE (Type/Object/Description/2024 Amount)</b>		
	N	NONE	\$ 0
	<b>PROJECT FINANCIAL SUMMARY</b>		
		<b>2023</b>	<b>2024</b>
<b>TOTAL EXPENDITURES</b>	\$	0	\$ 20,000
<b>PROJECT FUNDING SOURCES</b>			
DEBT	\$	0	\$ 20,000
FEDERAL		0	0
STATE		0	0
MUNICIPAL		0	0
OTHER		0	0
<b>TOTAL FUNDING SOURCES</b>	<b>\$</b>	<b>0</b>	<b>\$ 20,000</b>



# CAPITAL PROJECT DETAIL SHEET

**Year:** 2024  
**Org:** HWCONCAP  
**Account:** NEW: CTH JJ-BRIDGE P130918

**Fund:** HIGHWAY CONSTRUCTION CAPITAL  
**Agency:** HIGHWAY & TRANSPORTATION

PROJECT TITLE	PROJECT COST COMPONENTS (budget year)		
CTH JJ (Vermont Cr Br P130918)	<u>Quantity and/or descriptive information</u>		<u>Cost</u>
<b>PROJECT DESCRIPTION / JUSTIFICATION / LOCATION</b>	Construction	\$	50,000
Reconstruct bridge. This is a federally funded project.  Bridge is in poor condition.			<b>TOTAL \$ 50,000</b>
<b>NON-DEBT REVENUE SOURCE (Type/Object/Description/2024 Amount)</b>			
	N	NONE	\$ 0
<b>PROJECT FINANCIAL SUMMARY</b>		<b>2023</b>	<b>2024</b>
<b>TOTAL EXPENDITURES</b>		\$ 0	\$ 50,000
<b>PROJECT FUNDING SOURCES</b>			
DEBT		\$ 0	\$ 50,000
FEDERAL _____		0	0
STATE _____		0	0
MUNICIPAL _____		0	0
OTHER _____		0	0
<b>TOTAL FUNDING SOURCES</b>		<b>\$ 0</b>	<b>\$ 50,000</b>



# CAPITAL PROJECT DETAIL SHEET

**Year:** 2024  
**Org:** HWCONCAP  
**Account:** NEW: CTH K-CTH P TO RIPP RD

**Fund:** HIGHWAY CONSTRUCTION CAPITAL  
**Agency:** HIGHWAY & TRANSPORTATION

PROJECT TITLE	PROJECT COST COMPONENTS (budget year)		
CTH K (CTH P - Ripp Rd)	<u>Quantity and/or descriptive information</u>		<u>Cost</u>
<b>PROJECT DESCRIPTION / JUSTIFICATION / LOCATION</b>			
Resurface and widen paved shoulders.  The existing pavement shows excessive distress. This improvement would reduce routine maintenance costs.	Construction	\$	1,200,000
	<b>TOTAL</b>		<b>\$ 1,200,000</b>
	<b>NON-DEBT REVENUE SOURCE (Type/Object/Description/2024 Amount)</b>		
	N	NONE	\$ 0
	<b>PROJECT FINANCIAL SUMMARY</b>		
		<b>2023</b>	<b>2024</b>
<b>TOTAL EXPENDITURES</b>	\$	0	\$ 1,200,000
<b>PROJECT FUNDING SOURCES</b>			
DEBT	\$	0	\$ 1,200,000
FEDERAL		0	0
STATE		0	0
MUNICIPAL		0	0
OTHER		0	0
<b>TOTAL FUNDING SOURCES</b>	<b>\$</b>	<b>0</b>	<b>\$ 1,200,000</b>





# CAPITAL PROJECT DETAIL SHEET

**Year:** 2024  
**Org:** HWCONCAP  
**Account:** NEW: CTH KP-GARFOOT CR BOX CULVERT

**Fund:** HIGHWAY CONSTRUCTION CAPITAL  
**Agency:** HIGHWAY & TRANSPORTATION

PROJECT TITLE	PROJECT COST COMPONENTS (budget year)		
CTH KP (Cross Plains Garfoot Creek Box Culvert)	<u>Quantity and/or descriptive information</u>		<u>Cost</u>
<b>PROJECT DESCRIPTION / JUSTIFICATION / LOCATION</b>			
Reconstruct structure.  Structure is in poor condition.	Design	\$	60,000
	<b>TOTAL</b>		<b>\$ 60,000</b>
	<b>NON-DEBT REVENUE SOURCE (Type/Object/Description/2024 Amount)</b>		
	N	NONE	\$ 0
	<b>PROJECT FINANCIAL SUMMARY</b>		
		<b>2023</b>	<b>2024</b>
<b>TOTAL EXPENDITURES</b>	\$	0	\$ 60,000
<b>PROJECT FUNDING SOURCES</b>			
DEBT	\$	0	\$ 60,000
FEDERAL		0	0
STATE		0	0
MUNICIPAL		0	0
OTHER		0	0
<b>TOTAL FUNDING SOURCES</b>	<b>\$</b>	<b>0</b>	<b>\$ 60,000</b>



# CAPITAL PROJECT DETAIL SHEET

**Year:** 2024  
**Org:** HWCONCAP  
**Account:** NEW: CTH KP-STH 19 TO USH 12

**Fund:** HIGHWAY CONSTRUCTION CAPITAL  
**Agency:** HIGHWAY & TRANSPORTATION

PROJECT TITLE	PROJECT COST COMPONENTS (budget year)		
CTH KP (STH 19 - USH 12)	<u>Quantity and/or descriptive information</u>		<u>Cost</u>
<b>PROJECT DESCRIPTION / JUSTIFICATION / LOCATION</b>			
Resurface.  The existing pavement shows excessive distress. This improvement would reduce routine maintenance costs.	Construction	\$	700,000
	<b>TOTAL</b>		<b>\$ 700,000</b>
	<b>NON-DEBT REVENUE SOURCE (Type/Object/Description/2024 Amount)</b>		
	N	NONE	\$ 0
	<b>PROJECT FINANCIAL SUMMARY</b>		
		<b>2023</b>	<b>2024</b>
<b>TOTAL EXPENDITURES</b>	\$	0	\$ 700,000
<b>PROJECT FUNDING SOURCES</b>			
DEBT	\$	0	\$ 700,000
FEDERAL		0	0
STATE		0	0
MUNICIPAL		0	0
OTHER		0	0
<b>TOTAL FUNDING SOURCES</b>	<b>\$</b>	<b>0</b>	<b>\$ 700,000</b>



# CAPITAL PROJECT DETAIL SHEET

**Year:** 2024  
**Org:** HWCONCAP  
**Account:** 58185: CTH M-BR 0046 & BRANCH INTER

**Fund:** HIGHWAY CONSTRUCTION CAPITAL  
**Agency:** HIGHWAY & TRANSPORTATION

PROJECT TITLE	PROJECT COST COMPONENTS (budget year)			
CTH M (Bridge B130046 & Intersection with Branch St)	<u>Quantity and/or descriptive information</u>		<u>Cost</u>	
<b>PROJECT DESCRIPTION / JUSTIFICATION / LOCATION</b>				
<p>Reconstruct. This is a federally funded project. Joint with City of Middleton.</p> <p>Bridge is in poor condition. The existing pavement shows excessive distress. This improvement would reduce routine maintenance costs.</p>	Construction	\$	575,000	
	<b>TOTAL</b>		<b>\$ 575,000</b>	
	<b>NON-DEBT REVENUE SOURCE (Type/Object/Description/2024 Amount)</b>			
	M	NEW	MUNI-CMIDDLETON	\$ 275,000
	<b>PROJECT FINANCIAL SUMMARY</b>		<b>2023</b>	<b>2024</b>
	<b>TOTAL EXPENDITURES</b>		\$ 0	\$ 575,000
	<b>PROJECT FUNDING SOURCES</b>			
	DEBT		\$ 0	\$ 300,000
	FEDERAL		0	0
	STATE		0	0
	MUNICIPAL	CITY OF MIDDLETON	0	275,000
	OTHER		0	0
	<b>TOTAL FUNDING SOURCES</b>		\$ 0	\$ 575,000



# CAPITAL PROJECT DETAIL SHEET

**Year:** 2024  
**Org:** HWCONCAP  
**Account:** NEW: CTH M-CTH Q/ALLEN INTERSECTION

**Fund:** HIGHWAY CONSTRUCTION CAPITAL  
**Agency:** HIGHWAY & TRANSPORTATION

PROJECT TITLE	PROJECT COST COMPONENTS (budget year)	
CTH M (CTH Q/Allen Blvd Intersection)	<u>Quantity and/or descriptive information</u>	<u>Cost</u>
<b>PROJECT DESCRIPTION / JUSTIFICATION / LOCATION</b>		
<p>Reconstruct pedestrian islands at CTH M (Century) and CTH Q (Allen Blvd). City of Middleton is lead agency.</p> <p>Intersection is in need of improvement to better accommodate pedestrians.</p>	Design	\$ 25,000
	<b>TOTAL</b>	<b>\$ 25,000</b>
	<b>NON-DEBT REVENUE SOURCE (Type/Object/Description/2024 Amount)</b>	
	N NONE	\$ 0
	<b>PROJECT FINANCIAL SUMMARY</b>	<b>2023      2024</b>
	<b>TOTAL EXPENDITURES</b>	\$ 0      \$ 25,000
	<b>PROJECT FUNDING SOURCES</b>	
	DEBT	\$ 0      \$ 25,000
	FEDERAL	0      0
	STATE	0      0
	MUNICIPAL	0      0
	OTHER	0      0
	<b>TOTAL FUNDING SOURCES</b>	<b>\$ 0      \$ 25,000</b>



# CAPITAL PROJECT DETAIL SHEET

**Year:** 2024

**Fund:** HIGHWAY CONSTRUCTION CAPITAL

**Org:** HWCONCAP

**Agency:** HIGHWAY & TRANSPORTATION

**Account:** NEW: CTH MM-USH 14 TO MCCOY RD

PROJECT TITLE	PROJECT COST COMPONENTS (budget year)																												
CTH MM (USH 14 - McCoy Rd)	<table border="1" style="width: 100%; border-collapse: collapse;"> <thead> <tr> <th style="background-color: #e0f2f1;"><u>Quantity and/or descriptive information</u></th> <th style="background-color: #e0f2f1;"><u>Cost</u></th> </tr> </thead> <tbody> <tr> <td style="text-align: right;">Construction</td> <td style="text-align: right;">\$ 2,640,000</td> </tr> <tr> <td colspan="2" style="text-align: right;"><b>TOTAL \$ 2,640,000</b></td> </tr> </tbody> </table>		<u>Quantity and/or descriptive information</u>	<u>Cost</u>	Construction	\$ 2,640,000	<b>TOTAL \$ 2,640,000</b>																						
<u>Quantity and/or descriptive information</u>	<u>Cost</u>																												
Construction	\$ 2,640,000																												
<b>TOTAL \$ 2,640,000</b>																													
PROJECT DESCRIPTION / JUSTIFICATION / LOCATION	<table border="1" style="width: 100%; border-collapse: collapse;"> <thead> <tr> <th colspan="3" style="background-color: #e0f2f1;">NON-DEBT REVENUE SOURCE (Type/Object/Description/2024 Amount)</th> </tr> </thead> <tbody> <tr> <td style="width: 5%;">N</td> <td style="width: 85%;">NONE</td> <td style="width: 10%; text-align: right;">\$ 0</td> </tr> </tbody> </table>		NON-DEBT REVENUE SOURCE (Type/Object/Description/2024 Amount)			N	NONE	\$ 0																					
NON-DEBT REVENUE SOURCE (Type/Object/Description/2024 Amount)																													
N	NONE	\$ 0																											
Resurface.  The existing pavement shows excessive distress. This improvement would reduce routine maintenance costs.	<table border="1" style="width: 100%; border-collapse: collapse;"> <thead> <tr> <th style="background-color: #e0f2f1;">PROJECT FINANCIAL SUMMARY</th> <th style="background-color: #e0f2f1;">2023</th> <th style="background-color: #e0f2f1;">2024</th> </tr> </thead> <tbody> <tr> <td><b>TOTAL EXPENDITURES</b></td> <td style="text-align: right;">\$ 0</td> <td style="text-align: right;">\$ 2,640,000</td> </tr> <tr> <td><b>PROJECT FUNDING SOURCES</b></td> <td></td> <td></td> </tr> <tr> <td>DEBT</td> <td style="text-align: right;">\$ 0</td> <td style="text-align: right;">\$ 2,640,000</td> </tr> <tr> <td>FEDERAL _____</td> <td style="text-align: right;">0</td> <td style="text-align: right;">0</td> </tr> <tr> <td>STATE _____</td> <td style="text-align: right;">0</td> <td style="text-align: right;">0</td> </tr> <tr> <td>MUNICIPAL _____</td> <td style="text-align: right;">0</td> <td style="text-align: right;">0</td> </tr> <tr> <td>OTHER _____</td> <td style="text-align: right;">0</td> <td style="text-align: right;">0</td> </tr> <tr> <td><b>TOTAL FUNDING SOURCES</b></td> <td style="text-align: right;"><b>\$ 0</b></td> <td style="text-align: right;"><b>\$ 2,640,000</b></td> </tr> </tbody> </table>		PROJECT FINANCIAL SUMMARY	2023	2024	<b>TOTAL EXPENDITURES</b>	\$ 0	\$ 2,640,000	<b>PROJECT FUNDING SOURCES</b>			DEBT	\$ 0	\$ 2,640,000	FEDERAL _____	0	0	STATE _____	0	0	MUNICIPAL _____	0	0	OTHER _____	0	0	<b>TOTAL FUNDING SOURCES</b>	<b>\$ 0</b>	<b>\$ 2,640,000</b>
PROJECT FINANCIAL SUMMARY	2023	2024																											
<b>TOTAL EXPENDITURES</b>	\$ 0	\$ 2,640,000																											
<b>PROJECT FUNDING SOURCES</b>																													
DEBT	\$ 0	\$ 2,640,000																											
FEDERAL _____	0	0																											
STATE _____	0	0																											
MUNICIPAL _____	0	0																											
OTHER _____	0	0																											
<b>TOTAL FUNDING SOURCES</b>	<b>\$ 0</b>	<b>\$ 2,640,000</b>																											



# CAPITAL PROJECT DETAIL SHEET

**Year:** 2024  
**Org:** HWCONCAP  
**Account:** 59237: CTH MN-BRIDGE B130953

**Fund:** HIGHWAY CONSTRUCTION CAPITAL  
**Agency:** HIGHWAY & TRANSPORTATION

PROJECT TITLE	PROJECT COST COMPONENTS (budget year)		
CTH MN (Door Creek Br B130953)	<u>Quantity and/or descriptive information</u>		<u>Cost</u>
<b>PROJECT DESCRIPTION / JUSTIFICATION / LOCATION</b>	Construction		\$ 55,000
Reconstruct bridge. This is a federally funded project.  Bridge is in poor condition.			
	<b>TOTAL</b>		<b>\$ 55,000</b>
	<b>NON-DEBT REVENUE SOURCE (Type/Object/Description/2024 Amount)</b>		
	N	NONE	\$ 0
	<b>PROJECT FINANCIAL SUMMARY</b>		
		<b>2023</b>	<b>2024</b>
<b>TOTAL EXPENDITURES</b>		\$ 16,000	\$ 55,000
<b>PROJECT FUNDING SOURCES</b>			
DEBT		\$ 16,000	\$ 55,000
FEDERAL		0	0
STATE		0	0
MUNICIPAL		0	0
OTHER		0	0
<b>TOTAL FUNDING SOURCES</b>		<b>\$ 16,000</b>	<b>\$ 55,000</b>



# CAPITAL PROJECT DETAIL SHEET

**Year:** 2024  
**Org:** HWCONCAP  
**Account:** NEW: CTH N-BRIDGE B130042

**Fund:** HIGHWAY CONSTRUCTION CAPITAL  
**Agency:** HIGHWAY & TRANSPORTATION

PROJECT TITLE	PROJECT COST COMPONENTS (budget year)		
CTH N (Little Door Cr Br B130042)	<u>Quantity and/or descriptive information</u>		<u>Cost</u>
<b>PROJECT DESCRIPTION / JUSTIFICATION / LOCATION</b>			
Reconstruct bridge. This is a federally funded project.  Bridge is in poor condition.	Construction	\$	215,000
	<b>TOTAL</b>		<b>\$ 215,000</b>
	<b>NON-DEBT REVENUE SOURCE (Type/Object/Description/2024 Amount)</b>		
	N	NONE	\$ 0
	<b>PROJECT FINANCIAL SUMMARY</b>		
		<b>2023</b>	<b>2024</b>
<b>TOTAL EXPENDITURES</b>	\$	0	\$ 215,000
<b>PROJECT FUNDING SOURCES</b>			
DEBT	\$	0	\$ 215,000
FEDERAL		0	0
STATE		0	0
MUNICIPAL		0	0
OTHER		0	0
<b>TOTAL FUNDING SOURCES</b>	<b>\$</b>	<b>0</b>	<b>\$ 215,000</b>



# CAPITAL PROJECT DETAIL SHEET

**Year:** 2024  
**Org:** HWCONCAP  
**Account:** 59238: CTH N-BRIDGE B130081

**Fund:** HIGHWAY CONSTRUCTION CAPITAL  
**Agency:** HIGHWAY & TRANSPORTATION

PROJECT TITLE	PROJECT COST COMPONENTS (budget year)		
CTH N (Koshkonong Cr Br B130081)	<u>Quantity and/or descriptive information</u>		<u>Cost</u>
<b>PROJECT DESCRIPTION / JUSTIFICATION / LOCATION</b>			
<p>Reconstruct bridge. This is a federally funded project.</p> <p>Bridge is in poor condition.</p>	Construction	\$	221,000
	<b>TOTAL</b>		<b>\$ 221,000</b>
	<b>NON-DEBT REVENUE SOURCE (Type/Object/Description/2024 Amount)</b>		
	N	NONE	\$ 0
	<b>PROJECT FINANCIAL SUMMARY</b>		
		<b>2023</b>	<b>2024</b>
	<b>TOTAL EXPENDITURES</b>	\$ 19,000	\$ 221,000
	<b>PROJECT FUNDING SOURCES</b>		
	DEBT	\$ 19,000	\$ 221,000
	FEDERAL	0	0
	STATE	0	0
	MUNICIPAL	0	0
	OTHER	0	0
	<b>TOTAL FUNDING SOURCES</b>	<b>\$ 19,000</b>	<b>\$ 221,000</b>





# CAPITAL PROJECT DETAIL SHEET

**Year:** 2024  
**Org:** HWCONCAP  
**Account:** 59239: CTH PQ-BRIDGE B130072

**Fund:** HIGHWAY CONSTRUCTION CAPITAL  
**Agency:** HIGHWAY & TRANSPORTATION

PROJECT TITLE	PROJECT COST COMPONENTS (budget year)		
CTH PQ (Koshkonong Cr Br B130072)	<u>Quantity and/or descriptive information</u>		<u>Cost</u>
	Construction	\$	20,000
	<b>TOTAL</b>		<b>\$ 20,000</b>
<b>PROJECT DESCRIPTION / JUSTIFICATION / LOCATION</b>	<b>NON-DEBT REVENUE SOURCE (Type/Object/Description/2024 Amount)</b>		
Reconstruct bridge. This is a federally funded project.  Bridge is in poor condition.	N	NONE	\$ 0
	<b>PROJECT FINANCIAL SUMMARY</b>		
		<b>2023</b>	<b>2024</b>
	<b>TOTAL EXPENDITURES</b>	\$ 26,000	\$ 20,000
	<b>PROJECT FUNDING SOURCES</b>		
	DEBT	\$ 26,000	\$ 20,000
	FEDERAL	0	0
	STATE	0	0
	MUNICIPAL	0	0
	OTHER	0	0
<b>TOTAL FUNDING SOURCES</b>	<b>\$ 26,000</b>	<b>\$ 20,000</b>	



# CAPITAL PROJECT DETAIL SHEET

**Year:** 2024  
**Org:** HWCONCAP  
**Account:** NEW: CTH PQ-STH 73 TO CAMBRIDGE WVL

**Fund:** HIGHWAY CONSTRUCTION CAPITAL  
**Agency:** HIGHWAY & TRANSPORTATION

PROJECT TITLE	PROJECT COST COMPONENTS (budget year)		
CTH PQ (STH 73 - Cambridge WVL)	<u>Quantity and/or descriptive information</u>		<u>Cost</u>
<b>PROJECT DESCRIPTION / JUSTIFICATION / LOCATION</b>			
Resurface and widen paved shoulders.  The existing pavement shows excessive distress. This improvement would reduce routine maintenance costs.	Design	\$	15,000
	<b>TOTAL</b>		<b>\$ 15,000</b>
	<b>NON-DEBT REVENUE SOURCE (Type/Object/Description/2024 Amount)</b>		
	N	NONE	\$ 0
	<b>PROJECT FINANCIAL SUMMARY</b>		
		<b>2023</b>	<b>2024</b>
<b>TOTAL EXPENDITURES</b>	\$	0	\$ 15,000
<b>PROJECT FUNDING SOURCES</b>			
DEBT	\$	0	\$ 15,000
FEDERAL		0	0
STATE		0	0
MUNICIPAL		0	0
OTHER		0	0
<b>TOTAL FUNDING SOURCES</b>	<b>\$</b>	<b>0</b>	<b>\$ 15,000</b>



# CAPITAL PROJECT DETAIL SHEET

**Year:** 2024  
**Org:** HWCONCAP  
**Account:** 59241: CTH TT-BRIDGE B130207

**Fund:** HIGHWAY CONSTRUCTION CAPITAL  
**Agency:** HIGHWAY & TRANSPORTATION

PROJECT TITLE	PROJECT COST COMPONENTS (budget year)		
CTH TT (Mauneshia River Br B130207)	<u>Quantity and/or descriptive information</u>		<u>Cost</u>
<b>PROJECT DESCRIPTION / JUSTIFICATION / LOCATION</b>			
Reconstruct bridge. This is a federally funded project.  Bridge is in poor condition.	Construction	\$	45,000
	<b>TOTAL</b>		<b>\$ 45,000</b>
	<b>NON-DEBT REVENUE SOURCE (Type/Object/Description/2024 Amount)</b>		
	N	NONE	\$ 0
	<b>PROJECT FINANCIAL SUMMARY</b>		
		<b>2023</b>	<b>2024</b>
<b>TOTAL EXPENDITURES</b>	\$	20,000	\$ 45,000
<b>PROJECT FUNDING SOURCES</b>			
DEBT	\$	20,000	\$ 45,000
FEDERAL		0	0
STATE		0	0
MUNICIPAL		0	0
OTHER		0	0
<b>TOTAL FUNDING SOURCES</b>	<b>\$</b>	<b>20,000</b>	<b>\$ 45,000</b>







# CAPITAL PROJECT DETAIL SHEET

**Year:** 2024  
**Org:** HWCONCAP  
**Account:** 58224: CTH Y-BRIDGE B130026

**Fund:** HIGHWAY CONSTRUCTION CAPITAL  
**Agency:** HIGHWAY & TRANSPORTATION

PROJECT TITLE	PROJECT COST COMPONENTS (budget year)		
CTH Y (Black Earth Cr Br B130026)	<u>Quantity and/or descriptive information</u>		<u>Cost</u>
<b>PROJECT DESCRIPTION / JUSTIFICATION / LOCATION</b>			
<p>Reconstruct bridge. This is a federally funded project. Joint with Village of Mazomanie.</p> <p>Bridge is in poor condition.</p>	Construction	\$	70,000
	<b>TOTAL</b>		<b>\$ 70,000</b>
	<b>NON-DEBT REVENUE SOURCE (Type/Object/Description/2024 Amount)</b>		
	N	NONE	\$ 0
	<b>PROJECT FINANCIAL SUMMARY</b>		
		<b>2023</b>	<b>2024</b>
<b>TOTAL EXPENDITURES</b>	\$	280,000	\$ 70,000
<b>PROJECT FUNDING SOURCES</b>			
DEBT	\$	280,000	\$ 70,000
FEDERAL		0	0
STATE		0	0
MUNICIPAL		0	0
OTHER		0	0
<b>TOTAL FUNDING SOURCES</b>	<b>\$</b>	<b>280,000</b>	<b>\$ 70,000</b>



# CAPITAL PROJECT DETAIL SHEET

**Year:** 2024  
**Org:** HWCONCAP  
**Account:** NEW: CTH Y-CTH KP TO NCOL

**Fund:** HIGHWAY CONSTRUCTION CAPITAL  
**Agency:** HIGHWAY & TRANSPORTATION

PROJECT TITLE	PROJECT COST COMPONENTS (budget year)		
CTH Y (CTH KP to Dane County North Line)	<u>Quantity and/or descriptive information</u>		<u>Cost</u>
<b>PROJECT DESCRIPTION / JUSTIFICATION / LOCATION</b>			
Resurface.  The existing pavement shows excessive distress. This improvement would reduce routine maintenance costs.	Construction	\$	3,750,000
	<b>TOTAL</b>		<b>\$ 3,750,000</b>
	<b>NON-DEBT REVENUE SOURCE (Type/Object/Description/2024 Amount)</b>		
	N	NONE	\$ 0
	<b>PROJECT FINANCIAL SUMMARY</b>		
		<b>2023</b>	<b>2024</b>
<b>TOTAL EXPENDITURES</b>	\$	0	\$ 3,750,000
<b>PROJECT FUNDING SOURCES</b>			
DEBT	\$	0	\$ 3,750,000
FEDERAL _____		0	0
STATE _____		0	0
MUNICIPAL _____		0	0
OTHER _____		0	0
<b>TOTAL FUNDING SOURCES</b>	<b>\$</b>	<b>0</b>	<b>\$ 3,750,000</b>



# CAPITAL PROJECT DETAIL SHEET

**Year:** 2024  
**Org:** HWCONCAP  
**Account:** 57633: HIGHWAY CULVERT REPLACEMENTS

**Fund:** HIGHWAY CONSTRUCTION CAPITAL  
**Agency:** HIGHWAY & TRANSPORTATION

PROJECT TITLE	PROJECT COST COMPONENTS (budget year)											
Capital Culvert Replacements	<table border="1" style="width: 100%; border-collapse: collapse;"> <thead> <tr> <th style="text-align: left;"><u>Quantity and/or descriptive information</u></th> <th colspan="2" style="text-align: right;"><u>Cost</u></th> </tr> </thead> <tbody> <tr> <td style="text-align: right;">Construction</td> <td style="text-align: center;">\$</td> <td style="text-align: right;">1,000,000</td> </tr> <tr> <td colspan="2" style="text-align: right;"><b>TOTAL</b></td> <td style="text-align: right;"><b>\$ 1,000,000</b></td> </tr> </tbody> </table>			<u>Quantity and/or descriptive information</u>	<u>Cost</u>		Construction	\$	1,000,000	<b>TOTAL</b>		<b>\$ 1,000,000</b>
<u>Quantity and/or descriptive information</u>	<u>Cost</u>											
Construction	\$	1,000,000										
<b>TOTAL</b>		<b>\$ 1,000,000</b>										
PROJECT DESCRIPTION / JUSTIFICATION / LOCATION	<b>NON-DEBT REVENUE SOURCE (Type/Object/Description/2024 Amount)</b>											
Replace various culverts throughout Dane County that are in poor condition.	N	NONE	\$ 0									
	PROJECT FINANCIAL SUMMARY		2023	2024								
	<b>TOTAL EXPENDITURES</b>		\$ 0	\$ 1,000,000								
	<b>PROJECT FUNDING SOURCES</b>											
	DEBT		\$ 0	\$ 1,000,000								
	FEDERAL _____		0	0								
	STATE _____		0	0								
	MUNICIPAL _____		0	0								
	OTHER _____		0	0								
	<b>TOTAL FUNDING SOURCES</b>		<b>\$ 0</b>	<b>\$ 1,000,000</b>								





# CAPITAL PROJECT DETAIL SHEET

**Year:** 2024  
**Org:** HWFLTFAC  
**Account:** 59001: ATTENUATOR

**Fund:** HIGHWAY  
**Agency:** HIGHWAY & TRANSPORTATION

PROJECT TITLE	PROJECT COST COMPONENTS (budget year)		
ATTENUATOR TRUCKS	<u>Quantity and/or descriptive information</u>		<u>Cost</u>
PROJECT DESCRIPTION / JUSTIFICATION / LOCATION	2	Attenuator Trucks	\$ 360,000
Purchase two attenuator trucks to replace aging fleet.			<b>TOTAL \$ 360,000</b>
	<b>NON-DEBT REVENUE SOURCE (Type/Object/Description/2024 Amount)</b>		
	N	NONE	\$ 0
	<b>PROJECT FINANCIAL SUMMARY</b>		
		<b>2023</b>	<b>2024</b>
<b>TOTAL EXPENDITURES</b>	\$ 720,000	\$ 360,000	
<b>PROJECT FUNDING SOURCES</b>			
DEBT	\$ 720,000	\$ 360,000	
FEDERAL _____	0	0	
STATE _____	0	0	
MUNICIPAL _____	0	0	
OTHER _____	0	0	
<b>TOTAL FUNDING SOURCES</b>	<b>\$ 720,000</b>	<b>\$ 360,000</b>	



# CAPITAL PROJECT DETAIL SHEET

**Year:** 2024  
**Org:** HWFLTFAC  
**Account:** 57134: BRINE TRAILER

**Fund:** HIGHWAY  
**Agency:** HIGHWAY & TRANSPORTATION

PROJECT TITLE	PROJECT COST COMPONENTS (budget year)		
BRINE TANKER TRAILER	<u>Quantity and/or descriptive information</u>		<u>Cost</u>
<b>PROJECT DESCRIPTION / JUSTIFICATION / LOCATION</b>	1	Brine Tanker Trailer	\$ 145,000
Purchase one brine tanker trailer used in anti-icing operations and for transporting brine.			<b>TOTAL \$ 145,000</b>
<b>NON-DEBT REVENUE SOURCE (Type/Object/Description/2024 Amount)</b>			
	N	NONE	\$ 0
<b>PROJECT FINANCIAL SUMMARY</b>		<b>2023</b>	<b>2024</b>
<b>TOTAL EXPENDITURES</b>		\$ 0	\$ 145,000
<b>PROJECT FUNDING SOURCES</b>			
DEBT		\$ 0	\$ 145,000
FEDERAL _____		0	0
STATE _____		0	0
MUNICIPAL _____		0	0
OTHER _____		0	0
<b>TOTAL FUNDING SOURCES</b>		\$ 0	\$ 145,000



# CAPITAL PROJECT DETAIL SHEET

**Year:** 2024  
**Org:** HWFLTFAC  
**Account:** NEW: BULLDOZER

**Fund:** HIGHWAY  
**Agency:** HIGHWAY & TRANSPORTATION

PROJECT TITLE	PROJECT COST COMPONENTS (budget year)		
BULLDOZER			
PROJECT DESCRIPTION / JUSTIFICATION / LOCATION	<u>Quantity and/or descriptive information</u>		<u>Cost</u>
Purchase one bulldozer to replace aging track loader.	1	Bulldozer	\$ 204,700
	<b>TOTAL</b>		<b>\$ 204,700</b>
<b>NON-DEBT REVENUE SOURCE (Type/Object/Description/2024 Amount)</b>			
	N	NONE	\$ 0
PROJECT FINANCIAL SUMMARY		2023	2024
<b>TOTAL EXPENDITURES</b>		\$ 0	\$ 204,700
<b>PROJECT FUNDING SOURCES</b>			
DEBT		\$ 0	\$ 204,700
FEDERAL _____		0	0
STATE _____		0	0
MUNICIPAL _____		0	0
OTHER _____		0	0
<b>TOTAL FUNDING SOURCES</b>		<b>\$ 0</b>	<b>\$ 204,700</b>





# CAPITAL PROJECT DETAIL SHEET

Year: 2024 Fund: HIGHWAY  
 Org: HWFLTFAC Agency: HIGHWAY & TRANSPORTATION  
 Account: 57333: CRACKFILL MELTER

PROJECT TITLE	PROJECT COST COMPONENTS (budget year)		
CRACKFILL MELTER			
PROJECT DESCRIPTION / JUSTIFICATION / LOCATION	<u>Quantity and/or descriptive information</u>		<u>Cost</u>
Replace existing failing crackfill melter.	1	Crackfill Melter	\$ 144,400
	<b>TOTAL</b>		<b>\$ 144,400</b>
<b>NON-DEBT REVENUE SOURCE (Type/Object/Description/2024 Amount)</b>			
N	NONE		\$ 0
PROJECT FINANCIAL SUMMARY		2023	2024
<b>TOTAL EXPENDITURES</b>		\$ 0	\$ 144,400
<b>PROJECT FUNDING SOURCES</b>			
DEBT		\$ 0	\$ 144,400
FEDERAL _____		0	0
STATE _____		0	0
MUNICIPAL _____		0	0
OTHER _____		0	0
<b>TOTAL FUNDING SOURCES</b>		<b>\$ 0</b>	<b>\$ 144,400</b>





# CAPITAL PROJECT DETAIL SHEET

Year: 2024 Fund: HIGHWAY  
 Org: HWFLTFAC Agency: HIGHWAY & TRANSPORTATION  
 Account: 59212: DUAL FUEL 3/4 TON TRUCKS

PROJECT TITLE	PROJECT COST COMPONENTS (budget year)																																												
DUAL FUEL 3/4 TON TRUCKS	<table border="1"> <thead> <tr> <th data-bbox="1220 345 1864 375"><u>Quantity and/or descriptive information</u></th> <th data-bbox="1864 345 2041 375"><u>Cost</u></th> </tr> </thead> <tbody> <tr> <td data-bbox="1220 399 1864 428">5 Dual Fuel 3/4 Ton Trucks</td> <td data-bbox="1864 399 2041 428">\$ 440,000</td> </tr> <tr> <td colspan="2" data-bbox="1220 951 2041 980" style="text-align: right;"><b>TOTAL \$ 440,000</b></td> </tr> </tbody> </table>			<u>Quantity and/or descriptive information</u>	<u>Cost</u>	5 Dual Fuel 3/4 Ton Trucks	\$ 440,000	<b>TOTAL \$ 440,000</b>																																					
<u>Quantity and/or descriptive information</u>	<u>Cost</u>																																												
5 Dual Fuel 3/4 Ton Trucks	\$ 440,000																																												
<b>TOTAL \$ 440,000</b>																																													
PROJECT DESCRIPTION / JUSTIFICATION / LOCATION																																													
<p>Purchase five new dual fuel 3/4 ton trucks for maintenance operations.</p>	<table border="1"> <thead> <tr> <th colspan="3" data-bbox="1213 987 2047 1036">NON-DEBT REVENUE SOURCE (Type/Object/Description/2024 Amount)</th> </tr> </thead> <tbody> <tr> <td data-bbox="1220 1044 1262 1073">N</td> <td data-bbox="1262 1044 1864 1073">NONE</td> <td data-bbox="1864 1044 2041 1073">\$ 0</td> </tr> <tr> <th colspan="2" data-bbox="1213 1084 1682 1133">PROJECT FINANCIAL SUMMARY</th> <th data-bbox="1682 1084 1864 1133">2023</th> <th data-bbox="1864 1084 2047 1133">2024</th> </tr> <tr> <td colspan="2" data-bbox="1213 1141 1682 1190"><b>TOTAL EXPENDITURES</b></td> <td data-bbox="1682 1141 1864 1190">\$ 146,000</td> <td data-bbox="1864 1141 2047 1190">\$ 440,000</td> </tr> <tr> <td colspan="2" data-bbox="1213 1198 1682 1247"><b>PROJECT FUNDING SOURCES</b></td> <td colspan="2" data-bbox="1682 1198 2047 1247"></td> </tr> <tr> <td colspan="2" data-bbox="1213 1247 1682 1295">DEBT</td> <td data-bbox="1682 1247 1864 1295">\$ 146,000</td> <td data-bbox="1864 1247 2047 1295">\$ 440,000</td> </tr> <tr> <td colspan="2" data-bbox="1213 1295 1682 1344">FEDERAL _____</td> <td data-bbox="1682 1295 1864 1344">0</td> <td data-bbox="1864 1295 2047 1344">0</td> </tr> <tr> <td colspan="2" data-bbox="1213 1344 1682 1393">STATE _____</td> <td data-bbox="1682 1344 1864 1393">0</td> <td data-bbox="1864 1344 2047 1393">0</td> </tr> <tr> <td colspan="2" data-bbox="1213 1393 1682 1442">MUNICIPAL _____</td> <td data-bbox="1682 1393 1864 1442">0</td> <td data-bbox="1864 1393 2047 1442">0</td> </tr> <tr> <td colspan="2" data-bbox="1213 1442 1682 1490">OTHER _____</td> <td data-bbox="1682 1442 1864 1490">0</td> <td data-bbox="1864 1442 2047 1490">0</td> </tr> <tr> <td colspan="2" data-bbox="1213 1490 1682 1497"><b>TOTAL FUNDING SOURCES</b></td> <td data-bbox="1682 1490 1864 1497">\$ 146,000</td> <td data-bbox="1864 1490 2047 1497">\$ 440,000</td> </tr> </tbody> </table>			NON-DEBT REVENUE SOURCE (Type/Object/Description/2024 Amount)			N	NONE	\$ 0	PROJECT FINANCIAL SUMMARY		2023	2024	<b>TOTAL EXPENDITURES</b>		\$ 146,000	\$ 440,000	<b>PROJECT FUNDING SOURCES</b>				DEBT		\$ 146,000	\$ 440,000	FEDERAL _____		0	0	STATE _____		0	0	MUNICIPAL _____		0	0	OTHER _____		0	0	<b>TOTAL FUNDING SOURCES</b>		\$ 146,000	\$ 440,000
NON-DEBT REVENUE SOURCE (Type/Object/Description/2024 Amount)																																													
N	NONE	\$ 0																																											
PROJECT FINANCIAL SUMMARY		2023	2024																																										
<b>TOTAL EXPENDITURES</b>		\$ 146,000	\$ 440,000																																										
<b>PROJECT FUNDING SOURCES</b>																																													
DEBT		\$ 146,000	\$ 440,000																																										
FEDERAL _____		0	0																																										
STATE _____		0	0																																										
MUNICIPAL _____		0	0																																										
OTHER _____		0	0																																										
<b>TOTAL FUNDING SOURCES</b>		\$ 146,000	\$ 440,000																																										



# CAPITAL PROJECT DETAIL SHEET

**Year:** 2024  
**Org:** HWFLTFAC  
**Account:** 58854: DUMP TRUCKS

**Fund:** HIGHWAY  
**Agency:** HIGHWAY & TRANSPORTATION

PROJECT TITLE	PROJECT COST COMPONENTS (budget year)		
DUMP TRUCKS	<u>Quantity and/or descriptive information</u>		<u>Cost</u>
<b>PROJECT DESCRIPTION / JUSTIFICATION / LOCATION</b>	6	1-Ton Dump Trucks	\$ 600,000
Purchase six dual fuel 1-ton dump trucks to replace aging fleet.			
			<b>TOTAL \$ 600,000</b>
	<b>NON-DEBT REVENUE SOURCE (Type/Object/Description/2024 Amount)</b>		
	N	NONE	\$ 0
	<b>PROJECT FINANCIAL SUMMARY</b>		
		<b>2023</b>	<b>2024</b>
<b>TOTAL EXPENDITURES</b>		\$ 588,000	\$ 600,000
<b>PROJECT FUNDING SOURCES</b>			
DEBT		\$ 588,000	\$ 600,000
FEDERAL		0	0
STATE		0	0
MUNICIPAL		0	0
OTHER		0	0
<b>TOTAL FUNDING SOURCES</b>		<b>\$ 588,000</b>	<b>\$ 600,000</b>

















# CAPITAL PROJECT DETAIL SHEET

Year: 2024 Fund: HIGHWAY  
 Org: HWFLTFAC Agency: HIGHWAY & TRANSPORTATION  
 Account: 58853: PATROL TRUCKS

PROJECT TITLE	PROJECT COST COMPONENTS (budget year)		
PATROL TRUCKS			
PROJECT DESCRIPTION / JUSTIFICATION / LOCATION	<u>Quantity and/or descriptive information</u>		<u>Cost</u>
Purchase 12 new tandem axle patrol trucks to replace aging fleet.	12	Patrol Trucks	\$ 5,508,000
	<b>TOTAL</b>		<b>\$ 5,508,000</b>
<b>NON-DEBT REVENUE SOURCE (Type/Object/Description/2024 Amount)</b>			
N	NONE		\$ 0
PROJECT FINANCIAL SUMMARY	2023	2024	
<b>TOTAL EXPENDITURES</b>	\$ 0	\$ 5,508,000	
<b>PROJECT FUNDING SOURCES</b>			
DEBT	\$ 0	\$ 5,508,000	
FEDERAL _____	0	0	
STATE _____	0	0	
MUNICIPAL _____	0	0	
OTHER _____	0	0	
<b>TOTAL FUNDING SOURCES</b>	<b>\$ 0</b>	<b>\$ 5,508,000</b>	







# CAPITAL PROJECT DETAIL SHEET

**Year:** 2024  
**Org:** HWFLTFAC  
**Account:** 59218: ROLLERS

**Fund:** HIGHWAY  
**Agency:** HIGHWAY & TRANSPORTATION

PROJECT TITLE	PROJECT COST COMPONENTS (budget year)		
ROLLERS	<u>Quantity and/or descriptive information</u>		<u>Cost</u>
<b>PROJECT DESCRIPTION / JUSTIFICATION / LOCATION</b>	2	Pneumatic Tire Rollers	\$ 326,400
Purchase two new pneumatic tire rollers to replace aging machines.			<b>TOTAL \$ 326,400</b>
<b>NON-DEBT REVENUE SOURCE (Type/Object/Description/2024 Amount)</b>			
	N	NONE	\$ 0
<b>PROJECT FINANCIAL SUMMARY</b>		<b>2023</b>	<b>2024</b>
<b>TOTAL EXPENDITURES</b>		\$ 143,500	\$ 326,400
<b>PROJECT FUNDING SOURCES</b>			
DEBT		\$ 143,500	\$ 326,400
FEDERAL _____		0	0
STATE _____		0	0
MUNICIPAL _____		0	0
OTHER _____		0	0
<b>TOTAL FUNDING SOURCES</b>		\$ 143,500	\$ 326,400



# CAPITAL PROJECT DETAIL SHEET

Year: 2024 Fund: HIGHWAY  
 Org: HWFLTFAC Agency: HIGHWAY & TRANSPORTATION  
 Account: 58547: SEMI-TRACTOR REPLACEMENT

PROJECT TITLE	PROJECT COST COMPONENTS (budget year)		
SEMI TRACTOR			
PROJECT DESCRIPTION / JUSTIFICATION / LOCATION	<u>Quantity and/or descriptive information</u>		<u>Cost</u>
Purchase new semi tractor to transport equipment and materials.	1	Semi Tractor	\$ 266,000
	<b>TOTAL</b>		<b>\$ 266,000</b>
<b>NON-DEBT REVENUE SOURCE (Type/Object/Description/2024 Amount)</b>			
	N	NONE	\$ 0
PROJECT FINANCIAL SUMMARY		2023	2024
<b>TOTAL EXPENDITURES</b>		\$ 255,000	\$ 266,000
<b>PROJECT FUNDING SOURCES</b>			
DEBT		\$ 255,000	\$ 266,000
FEDERAL		0	0
STATE		0	0
MUNICIPAL		0	0
OTHER		0	0
<b>TOTAL FUNDING SOURCES</b>		\$ 255,000	\$ 266,000



# CAPITAL PROJECT DETAIL SHEET

**Year:** 2024  
**Org:** HWFLTFAC  
**Account:** 58855: SIGN TRUCK

**Fund:** HIGHWAY  
**Agency:** HIGHWAY & TRANSPORTATION

PROJECT TITLE	PROJECT COST COMPONENTS (budget year)		
SIGN TRUCK	<u>Quantity and/or descriptive information</u>		<u>Cost</u>
PROJECT DESCRIPTION / JUSTIFICATION / LOCATION	1	Sign Truck	\$ 295,000
Replace existing aging large sign truck.			<b>TOTAL \$ 295,000</b>
<b>NON-DEBT REVENUE SOURCE (Type/Object/Description/2024 Amount)</b>			
N	NONE		\$ 0
<b>PROJECT FINANCIAL SUMMARY</b>		<b>2023</b>	<b>2024</b>
<b>TOTAL EXPENDITURES</b>		\$ 399,000	\$ 295,000
<b>PROJECT FUNDING SOURCES</b>			
DEBT		\$ 399,000	\$ 295,000
FEDERAL		0	0
STATE		0	0
MUNICIPAL		0	0
OTHER		0	0
<b>TOTAL FUNDING SOURCES</b>		\$ 399,000	\$ 295,000



# CAPITAL PROJECT DETAIL SHEET

**Year:** 2024                      **Fund:** HIGHWAY  
**Org:** HWFLTFAC                **Agency:** HIGHWAY & TRANSPORTATION  
**Account:** NEW: SKID STEER BROOMS

PROJECT TITLE	PROJECT COST COMPONENTS (budget year)		
SKID STEER BROOMS			
PROJECT DESCRIPTION / JUSTIFICATION / LOCATION	<u>Quantity and/or descriptive information</u>		<u>Cost</u>
Purchase two new skid steer broom attachments for maintenance and construction operations.	2	Skid Steer Brooms	\$ 27,800
	<b>TOTAL</b>		<b>\$ 27,800</b>
<b>NON-DEBT REVENUE SOURCE (Type/Object/Description/2024 Amount)</b>			
N	NONE		\$ 0
PROJECT FINANCIAL SUMMARY		2023	2024
<b>TOTAL EXPENDITURES</b>		\$ 0	\$ 27,800
<b>PROJECT FUNDING SOURCES</b>			
DEBT		\$ 0	\$ 27,800
FEDERAL _____		0	0
STATE _____		0	0
MUNICIPAL _____		0	0
OTHER _____		0	0
<b>TOTAL FUNDING SOURCES</b>		<b>\$ 0</b>	<b>\$ 27,800</b>



# CAPITAL PROJECT DETAIL SHEET

Year: 2024 Fund: HIGHWAY  
 Org: HWFLTFAC Agency: HIGHWAY & TRANSPORTATION  
 Account: 58648: SKID STEER REPLACEMENT

PROJECT TITLE	PROJECT COST COMPONENTS (budget year)			
SKID STEERS	<u>Quantity and/or descriptive information</u>		<u>Cost</u>	
<b>PROJECT DESCRIPTION / JUSTIFICATION / LOCATION</b>	2	Skid Steers	\$ 165,000	
Replace existing skid steer machines.		Trade-in value of old models	(133,000)	
	<b>TOTAL \$</b>		<b>32,000</b>	
	<b>NON-DEBT REVENUE SOURCE (Type/Object/Description/2024 Amount)</b>			
	N	NONE	\$ 0	
	<b>PROJECT FINANCIAL SUMMARY</b>		<b>2023</b>	<b>2024</b>
	<b>TOTAL EXPENDITURES</b>		\$ 0	\$ 32,000
	<b>PROJECT FUNDING SOURCES</b>			
	DEBT		\$ 0	\$ 32,000
	FEDERAL _____		0	0
	STATE _____		0	0
MUNICIPAL _____		0	0	
OTHER _____		0	0	
<b>TOTAL FUNDING SOURCES</b>		\$ 0	\$ 32,000	





# CAPITAL PROJECT DETAIL SHEET

**Year:** 2024                      **Fund:** HIGHWAY  
**Org:** HWFLTFAC                 **Agency:** HIGHWAY & TRANSPORTATION  
**Account:** 59224: STORAGE TANKS TRUCK MOUNTED

PROJECT TITLE	PROJECT COST COMPONENTS (budget year)		
STORAGE TANKS TRUCK MOUNTED			
PROJECT DESCRIPTION / JUSTIFICATION / LOCATION	<u>Quantity and/or descriptive information</u>		<u>Cost</u>
Provides for additional funding to account for price increase of previously budgeted truck mounted 4,000 gallon brine / water tanks to replace existing smaller capacity items.	2	Brine / Water Tanks Truck Mounted	\$ 30,000
	<b>TOTAL</b>		<b>\$ 30,000</b>
	NON-DEBT REVENUE SOURCE (Type/Object/Description/2024 Amount)		
	N	NONE	\$ 0
PROJECT FINANCIAL SUMMARY	2023	2024	
<b>TOTAL EXPENDITURES</b>	\$ 160,000	\$ 30,000	
<b>PROJECT FUNDING SOURCES</b>			
DEBT	\$ 160,000	\$ 30,000	
FEDERAL	0	0	
STATE	0	0	
MUNICIPAL	0	0	
OTHER	0	0	
TOTAL FUNDING SOURCES	<b>\$ 160,000</b>	<b>\$ 30,000</b>	



# CAPITAL PROJECT DETAIL SHEET

Year: 2024  
 Org: HWFLTFAC  
 Account: 58242: SWEEPER

Fund: HIGHWAY  
 Agency: HIGHWAY & TRANSPORTATION

PROJECT TITLE	PROJECT COST COMPONENTS (budget year)		
SWEEPER TRACTORS	<u>Quantity and/or descriptive information</u>		<u>Cost</u>
PROJECT DESCRIPTION / JUSTIFICATION / LOCATION	2	Front Mount Sweeper Tractors	\$ 273,000
Purchase two front mount sweeper tractors to replace aging equipment.			<b>TOTAL \$ 273,000</b>
<b>NON-DEBT REVENUE SOURCE (Type/Object/Description/2024 Amount)</b>			
	N	NONE	\$ 0
<b>PROJECT FINANCIAL SUMMARY</b>		<b>2023</b>	<b>2024</b>
<b>TOTAL EXPENDITURES</b>		\$ 0	\$ 273,000
<b>PROJECT FUNDING SOURCES</b>			
DEBT		\$ 0	\$ 273,000
FEDERAL _____		0	0
STATE _____		0	0
MUNICIPAL _____		0	0
OTHER _____		0	0
<b>TOTAL FUNDING SOURCES</b>		\$ 0	\$ 273,000





# CAPITAL PROJECT DETAIL SHEET

Year: 2024 Fund: HIGHWAY  
 Org: HWFLTFAC Agency: HIGHWAY & TRANSPORTATION  
 Account: NEW: TAILGATE CONVEYORS

PROJECT TITLE	PROJECT COST COMPONENTS (budget year)		
TAILGATE CONVEYORS	<u>Quantity and/or descriptive information</u>		<u>Cost</u>
PROJECT DESCRIPTION / JUSTIFICATION / LOCATION	2	Tailgate Conveyors	\$ 27,000
Purchase two additional tailgate conveyors for patrol trucks.			<b>TOTAL \$ 27,000</b>
<b>NON-DEBT REVENUE SOURCE (Type/Object/Description/2024 Amount)</b>			
	N	NONE	\$ 0
<b>PROJECT FINANCIAL SUMMARY</b>		<b>2023</b>	<b>2024</b>
<b>TOTAL EXPENDITURES</b>		\$ 0	\$ 27,000
<b>PROJECT FUNDING SOURCES</b>			
DEBT		\$ 0	\$ 27,000
FEDERAL _____		0	0
STATE _____		0	0
MUNICIPAL _____		0	0
OTHER _____		0	0
<b>TOTAL FUNDING SOURCES</b>		\$ 0	\$ 27,000



# CAPITAL PROJECT DETAIL SHEET

Year: 2024  
 Org: HWFLTFAC  
 Account: 57281: TRAILERS

Fund: HIGHWAY  
 Agency: HIGHWAY & TRANSPORTATION

PROJECT TITLE	PROJECT COST COMPONENTS (budget year)		
TRAILERS	<u>Quantity and/or descriptive information</u>		<u>Cost</u>
<b>PROJECT DESCRIPTION / JUSTIFICATION / LOCATION</b>	2	12-Ton Trailers	\$ 43,500
Purchase two additional 12-ton trailers for hauling equipment.			
			<b>TOTAL \$ 43,500</b>
	<b>NON-DEBT REVENUE SOURCE (Type/Object/Description/2024 Amount)</b>		
	N	NONE	\$ 0
	<b>PROJECT FINANCIAL SUMMARY</b>		
		<b>2023</b>	<b>2024</b>
<b>TOTAL EXPENDITURES</b>		\$ 0	\$ 43,500
<b>PROJECT FUNDING SOURCES</b>			
DEBT		\$ 0	\$ 43,500
FEDERAL		0	0
STATE		0	0
MUNICIPAL		0	0
OTHER		0	0
<b>TOTAL FUNDING SOURCES</b>		<b>\$ 0</b>	<b>\$ 43,500</b>



# CAPITAL PROJECT DETAIL SHEET

Year: 2024 Fund: HIGHWAY  
 Org: HWFLTFAC Agency: HIGHWAY & TRANSPORTATION  
 Account: 58852: TRI AXLE TRUCKS

PROJECT TITLE	PROJECT COST COMPONENTS (budget year)		
TRI AXLE TRUCKS			
PROJECT DESCRIPTION / JUSTIFICATION / LOCATION	<u>Quantity and/or descriptive information</u>		<u>Cost</u>
Purchase two tri-axle chassis to be outfitted with truck mounted storage tanks for anti-icing and construction operations.	2	Tri Axle Chassis	\$ 450,000
	<b>TOTAL</b>		<b>\$ 450,000</b>
<b>NON-DEBT REVENUE SOURCE (Type/Object/Description/2024 Amount)</b>			
N	NONE		\$ 0
PROJECT FINANCIAL SUMMARY	2023	2024	
<b>TOTAL EXPENDITURES</b>	\$ 1,000,000	\$ 450,000	
<b>PROJECT FUNDING SOURCES</b>			
DEBT	\$ 1,000,000	\$ 450,000	
FEDERAL _____	0	0	
STATE _____	0	0	
MUNICIPAL _____	0	0	
OTHER _____	0	0	
<b>TOTAL FUNDING SOURCES</b>	<b>\$ 1,000,000</b>	<b>\$ 450,000</b>	



# CAPITAL PROJECT DETAIL SHEET

Year: 2024 Fund: AIRPORT  
 Org: AIRLNDNG Agency: AIRPORT  
 Account: 57219: COMBINED FEDERAL PROJECTS

PROJECT TITLE	PROJECT COST COMPONENTS (budget year)		
State Administered Combined Federal/State Projects			
PROJECT DESCRIPTION / JUSTIFICATION / LOCATION	<u>Quantity and/or descriptive information</u>	<u>Cost</u>	
Various Projects:	Runway / pavement repairs	\$ 300,000	
Miscellaneous pavement repairs \$ 300,000	Removal of tree obstructions	50,000	
Removal of tree obstructions 50,000	Design RWY 3/21 Shoulders & Lights	250,000	
Design RWY 3/21 shoulders & lights 250,000	Part 150 Noise Study, part 2	65,000	
Part 150 Noise Study, part 2 65,000	Repair TWY B,C,D,H, & Cargo Ramp	115,000	
Repair TWY B,C,D,H, & Cargo Ramp 115,000	Rehab East Ramp Phase 1	400,000	
Design East Ramp, phase 1 400,000	Rehab East Ramp Phase 2	400,000	
Design East Ramp, phase 2 400,000	Design Fuel Farm Expansion	100,000	
Design Fuel Farm expansion 100,000	Fuel Farm Expansion	1,000,000	
Fuel Farm expansion 1,000,000			
	<b>TOTAL</b>	<b>\$ 2,680,000</b>	
	NON-DEBT REVENUE SOURCE (Type/Object/Description/2024 Amount)		
	N NONE	\$ 0	
PROJECT FINANCIAL SUMMARY		2023	2024
<b>TOTAL EXPENDITURES</b>		\$ 4,053,800	\$ 2,680,000
<b>PROJECT FUNDING SOURCES</b>			
DEBT		\$ 0	\$ 0
FEDERAL		0	0
STATE		0	0
MUNICIPAL		0	0
OTHER Equity		4,053,800	2,680,000
<b>TOTAL FUNDING SOURCES</b>		<b>\$ 4,053,800</b>	<b>\$ 2,680,000</b>



# CAPITAL PROJECT DETAIL SHEET

**Year:** 2024                      **Fund:** AIRPORT  
**Org:** AIRLNDNG                      **Agency:** AIRPORT  
**Account:** NEW: TAXIWAY IMPROVEMENTS

PROJECT TITLE	PROJECT COST COMPONENTS (budget year)		
Taxiway Improvements	<b>Quantity and/or descriptive information</b> <b>Cost</b>		
<b>PROJECT DESCRIPTION / JUSTIFICATION / LOCATION</b>	Taxiway F pavement                      \$    3,250,000		
Pavement construction on Taxiway F at the DCRA. This project will be 100% reimbursed by the Wisconsin Air National Guard.	<b>TOTAL \$    3,250,000</b>		
<b>NON-DEBT REVENUE SOURCE (Type/Object/Description/2024 Amount)</b>			
	S	NEW    CAPITAL ASSET REIMBURSEMENT	\$    3,250,000
<b>PROJECT FINANCIAL SUMMARY</b>		<b>2023</b>	<b>2024</b>
<b>TOTAL EXPENDITURES</b>		\$            0	\$    3,250,000
<b>PROJECT FUNDING SOURCES</b>			
DEBT		\$            0	\$            0
FEDERAL		0	0
STATE            Air National Guard		0	3,250,000
MUNICIPAL		0	0
OTHER		0	0
<b>TOTAL FUNDING SOURCES</b>		<b>\$            0</b>	<b>\$    3,250,000</b>



# CAPITAL PROJECT DETAIL SHEET

Year: 2024                      Fund: AIRPORT  
 Org: AIRMAINT                Agency: AIRPORT  
 Account: 57288: DEICER TRUCK

PROJECT TITLE	PROJECT COST COMPONENTS (budget year)		
Deicer Truck	<u>Quantity and/or descriptive information</u>		<u>Cost</u>
<b>PROJECT DESCRIPTION / JUSTIFICATION / LOCATION</b>	1	Deicer Truck	\$ 750,000
M-B Deicer, 5,000 gal, 75 ft boom est 15 year life  To replace 1995 Truck #351 (29 years old in 2024)			<b>TOTAL \$ 750,000</b>
<b>NON-DEBT REVENUE SOURCE (Type/Object/Description/2024 Amount)</b>			
	N	NONE	\$ 0
<b>PROJECT FINANCIAL SUMMARY</b>		<b>2023</b>	<b>2024</b>
<b>TOTAL EXPENDITURES</b>		\$ 0	\$ 750,000
<b>PROJECT FUNDING SOURCES</b>			
DEBT		\$ 0	\$ 0
FEDERAL		0	0
STATE		0	0
MUNICIPAL		0	0
OTHER Equity		0	750,000
<b>TOTAL FUNDING SOURCES</b>		<b>\$ 0</b>	<b>\$ 750,000</b>













VII.(c) CAPITAL BUDGET  
APPROPRIATIONS RESOLUTION



**Sub. 1 to 2023 RES-191**  
**2024 DANE COUNTY CAPITAL BUDGET APPROPRIATIONS RESOLUTION**

1           The 2024 Capital Budget is a financial plan for the capital needs of the County and was developed in accordance with the Uniform Accounting  
2 Manual for Wisconsin Counties and the pronouncements of the Governmental Accounting Standards Board (GASB).  
3

4           This resolution constitutes the 2024 Adopted Capital Budget, formulated in accordance with s. 65.90, Wis. Stats., and consists of several  
5 parts, as follows:  
6

7           **TABLE 1:           TAX LEVY COMPUTATION AND FUND BALANCE ANALYSIS**

8           **TABLE 2:           TAX LEVY HISTORY**

9           **TABLE 3:           2024 APPROPRIATIONS FOR CAPITAL EXPENDITURES**

10          **TABLE 4:           CAPITAL EXPENDITURE HISTORY**

11          **TABLE 5:           CAPITAL BUDGET CARRY-FORWARDS**

12          **TABLE 6:           COUNTY INDEBTEDNESS**

13  
14          Together with the 2024 Adopted Operating Budget Appropriations Resolution, this document shall constitute the County budget as defined in  
15 s. 65.90, Wis. Stats.  
16

17          **NOW, THEREFORE, BE IT RESOLVED** that in accordance with s. 65.90, Wis. Stats., the Dane County Board of Supervisors hereby  
18 appropriate for the 2024 fiscal year capital projects, the expenditure and revenue amounts shown for each capital project in the attached Table 3.  
19 Total amounts for each department are for informational purposes only. Expenditures in excess of the amounts appropriated or use of outside  
20 revenues, county general purpose revenues, or borrowing proceeds in excess of the amounts appropriated shall require County Board  
21 authorization in accordance with s. 65.90(5), Wis. Stats.; and  
22

- 23          1) The capital budget includes \$1 million for feasibility and development of a teen center in Fitchburg. Initially, up to \$75,000 of these funds  
24 will be made available to Fitchburg to study the feasibility of establishing a teen center. This funding will be dependent upon an  
25 intergovernmental agreement with Fitchburg and the City contributing no less than 50% of the cost of the study. The study must include  
26 a projection of capital development costs and future operating costs for the center and identify sources to fund future operations. When  
27 completed, the results of the study will be presented to the Health and Human Needs Committee. Based on the results of the study, the  
28 balance of the funding may be made available for capital expenditures for development of the center pursuant to an intergovernmental  
29 agreement that provides that Fitchburg will provide the balance of the cost for the development of the center from City sources or private  
30 fundraising.  
31
- 32          2) The 2024 Capital Budget includes \$2 million to provide a grant to the Dane County Housing Authority to make funds available to Habitat  
33 for Humanity for the purchase of land to be used for the development of affordable housing. The funding would be offered as a grant  
34 and would be available to Habitat for Humanity of Dane County (HFHDC) to purchase vacant land or existing housing stock in need of  
35 rehabilitation. The constructed, or rehabbed homes, would be sold to income eligible homebuyers under HFHDC eligibility  
36 criteria. Funds will be granted to the Dane County Housing Authority (DCHA) that will then grant funds to HFHDC. Individual lots to be  
37 acquired will be approved by Dane County, prior to DCHA granting funds to HFHDC.  
38

**Sub. 1 to 2023 RES-191**  
**2024 DANE COUNTY CAPITAL BUDGET APPROPRIATIONS RESOLUTION**

- 39 3) The \$1,350,000 in the Capital Budget designated for the St. Johns affordable housing project is contingent upon the project increasing  
40 the number of units set aside for people on Dane County's Homeless Services Consortium coordinated entry list from 5 to 11 and an  
41 increase in the contribution from the City of Madison in the amount of \$1,350,000.  
42
- 43 4) The 2024 Affordable Housing Development Fund RFP shall require the awardees to set aside 10% of the total project units for referrals  
44 from the Homeless Services Consortium coordinated entry list, incorporate the Tenancy Addendum which enhances tenant protections  
45 and protects against arbitrary and discriminatory non-renewals, and set forth an expectation that the developer is providing financial  
46 support to the supportive services partner(s).  
47
- 48 5) The capital budget includes \$21,548,300 for construction of the Heart of the Zoo giraffe exhibit. Four million dollars of this total is  
49 identified as donations from a yet to be initiated fundraising campaign. Design work on the project may continue, but construction of the  
50 project may not proceed until these funds have been secured.  
51
- 52 6) The Dane County Board of Supervisors hereby requests that DCSO hold a minimum of 2 public information sessions in the West  
53 precinct hosted prior to implementation, which should outline key principles and policies regarding the pilot.
- 54 The Dane County Board of Supervisors hereby requests that DCSO provide quarterly reporting to the Public Protection & Judiciary  
55 Committee in 2024 on measures of pilot success and lessons learned throughout the implementation, including significant changes to  
56 draft policies and procedures and resource needs.
- 57 The Dane County Board of Supervisors hereby requests that the Public Protection & Judiciary Committee hold a public meeting in the  
58 West Precinct in mid-2024 to gather public input on implementation of the pilot. Public access to any footage will be through the existing  
59 records request process and in accordance with Wisconsin's Open Records Law.
- 60 The Dane County Board of Supervisors hereby requests that prior to pilot implementation, pilot principles and vision, and draft policies  
61 and procedures for camera activation, deactivation, prohibited recording, and records retention, release, and redaction be posted online  
62 and available to the public. The County Board of Supervisors recognizes that the purpose of a pilot is to learn and test assumptions  
63 regarding body worn cameras, and that all policies and procedures will be reassessed and enhanced throughout the pilot period.
- 64 The Dane County Board of Supervisors hereby requests that all updated Body Worn Camera policies and procedures shall be posted  
65 online and easily accessible to the public within 30 days of a change.
- 66 The Dane County Board of Supervisors also requests that, pending implementation of a County Board of Supervisors Community  
67 Engagement Project in 2024, at least 2 focus groups shall be conducted in the West Precinct and should focus exclusively on  
68 perceptions of the implementation of the Body Worn Camera pilot, and that findings from these focus groups should be communicated to  
69 the Public Protection & Judiciary Committee and DCSO.
- 70 Finally, the Dane County Board of Supervisors requests that a third-party evaluation of the pilot should be included in the 2025 budget  
71 focusing on key success measures including increased accountability, transparency, and strengthened relationships with communities  
72 served. An evaluation should include focus group sessions for a qualitative evaluation of public perception of the pilot. This input should

**Sub. 1 to 2023 RES-191**  
**2024 DANE COUNTY CAPITAL BUDGET APPROPRIATIONS RESOLUTION**

73 be targeted to residents of the county's West Precinct where the pilot will occur, and should include perspectives from victims of crime  
74 and individuals who are most directly impacted by the criminal legal system. The evaluation will produce a final report summarizing key  
75 findings which will be submitted to DCSO and the Public Protection & Judiciary Committee. Input from the evaluation will be considered  
76 but may not influence future decisions on the body worn camera project. The evaluation will be dependent on funding available in the  
77 2025 budget.

78 7) No expenditure shall be made from the Capital Projects Fund for the purpose of purchasing a Automatic License Plate Recognition  
79 (ALPR) Safety Camera System unless such expenditure has been approved by the Public Protection and Judiciary Committee ("PPJ").  
80 The Sheriff's Office is requested to present its policy on the use of the ALPR Safety Camera System prior to seeking approval for the  
81 expenditure.

82  
83 For 2025 capital expenses and beyond, there is created an Automated License Plate Readers Review Subcommittee under PPJ. The  
84 subcommittee shall meet as required to discuss best practices on the usage of ALPR to scan, detect, and identify vehicles or persons-of-  
85 interest, and present recommendations to PP&J. The subcommittee membership is as follows: Four citizen members appointed by the  
86 County Board Chair. Three of the 4 members must reside in Dane County municipalities where the Sherriff is the primary law  
87 enforcement officer. Two members of the Public Protection and Judiciary Committee appointed by the Committee Chair and the Sherriff  
88 or their designee. Input from the subcommittee will be considered by PP&J but will not be binding on its funding decision.

89  
90 **BE IT FINALLY RESOLVED** that the Dane County Board of Supervisors authorize carry-forward of expenditures and revenues from 2023 to 2024  
91 as recommended in Table 5 and that encumbrances on purchase orders outstanding at the end of 2023 are re-appropriated in 2024.  
92



**COUNTY OF DANE**  
**2024 BUDGET**  
**TAX LEVY COMPUTATION AND FUND BALANCE ANALYSIS**  
Operating Funds

Fund	General Fund	Human Services	Alliant Energy			Highway	Bridge Aid	Library	Public Health
			Badger Prairie	Center Operating	Debt Service				
Beginning Fund Balance	63,940,937	134,138	1,719,582	-	9,279,129	14,883,673	-	26,388	-
Amount Used for Levy Reduction Reserve for Human Services	23,141,372	12,462,254	-	-	3,909,714	-	-	126,349	-
Reserve for Carryforwards	3,697,240	(21,671,789)	-	(338,524)	-	(1,973,676)	451,522	31,526	-
Reserve for Encumbrances	1,297,016	22,051,659	10,650	598,118	-	2,187,495	-	47,567	-
2022 Levy for 2023 Budget	147,219,218	-	-	-	57,279,903	1,972,214	55,412	6,047,694	11,577,411
2023 Estimated Revenues**	174,669,493	185,610,917	11,632,823	8,266,920	10,097,746	33,520,603	500	799,464	-
2023 Estimated Expenditures**	(249,771,808)	(271,497,641)	(28,314,010)	(9,701,151)	(66,753,679)	(34,771,799)	(507,434)	(6,948,074)	(11,577,411)
203 AEC Support	(1,174,637)	-	-	1,174,637	-	-	-	-	-
2023 Transfer from Methane Fund	1,827,028	-	-	-	-	-	-	-	-
2023 Estimated Jail Assessments	(520,600)	-	-	-	520,600	-	-	-	-
2023 Operating Transfers	(92,603,425)	75,932,888	16,670,537	-	-	-	-	-	-
<b>2023 Estimated Ending Fund Balance</b>	<b>71,721,834</b>	<b>22,723,912</b>	<b>1,719,582</b>	<b>-</b>	<b>14,333,413</b>	<b>15,818,510</b>	<b>-</b>	<b>130,914</b>	<b>-</b>
2024 Budgeted Reserve***	54,994,740	11,361,956	1,719,582	-	350,380	15,818,510	-	76,771	-
2024 Available for Levy Reduction	16,727,094	11,361,956	-	-	13,983,033	-	-	54,143	-
2024 Budgeted Revenues**	80,969,204	166,250,501	14,261,574	7,288,800	4,848,787	33,627,872	500	862,080	-
2024 Budgeted Expenditures**	(253,287,116)	(267,619,452)	(29,750,591)	(9,273,000)	(82,295,627)	(35,525,983)	(490,440)	(7,677,133)	(12,797,870)
2024 Jail Assessments	(443,900)	-	-	-	443,900	-	-	-	-
2024 AEC Support	(1,984,200)	-	-	1,984,200	-	-	-	-	-
2024 Transfer from Methane Fund	1,736,108	-	-	-	-	-	-	-	-
2024 Budgeted Operating Transfers	(105,496,012)	90,006,995	15,489,017	-	-	-	-	-	-
Gross County Tax Levy - Total Budget	261,778,822	-	-	-	63,019,907	1,898,111	489,940	6,760,910	12,797,870
Gross County Tax Rate - Total Budget	2.81	-	-	-	0.68	0.02	0.01	0.07	0.14
2024 County Sales Tax Applied	90,344,898	-	-	-	-	-	-	-	-
2024 Exempt Computer Aid	1,846,670	-	-	-	-	-	-	-	-
Tax Levy for 2024 Budget	169,587,254	-	-	-	63,019,907	1,898,111	489,940	6,760,910	12,797,870
Net Tax Rate for 2024 Budget	\$ 1.82	\$ -	\$ -	\$ -	\$ 0.68	\$ 0.02	\$ 0.01	\$ 0.07	\$ 0.14
Equalized Valuation									
***Reserve Calculation									
Fund Expenditures	549,947,399							7,677,133	
Percent Reserved	10.00%							1.00%	
Budgeted Reserve	\$ 54,994,740							\$ 76,771	

Table 1 - Tax Levy Computation

**COUNTY OF DANE  
2024 BUDGET  
TAX LEVY COMPUTATION AND FUND BALANCE ANALYSIS**

Capital Funds

Fund	Badger Prairie		Gen. Capital	Conservation	Land & Water	Total for GPR
	Capital	Highway Capital	Projects Fund	Funds	Legacy Fund	Supported Funds
Beginning Fund Balance	9,801	43,678	3,152,108	-	214,187	93,403,621
Amount Used for Levy Reduction Reserve for Human Services	-	-	-	-	-	39,639,689
Reserve for Carryforwards	(9,880)	16,314,003	21,320,649	1,080,747	2,988,228	19,701,486
Reserve for Encumbrances	9,880	3,404,694	31,451,945	17,280	2,008,751	21,890,046
2022 Levy for 2023 Budget	-	-	-	-	-	63,085,055
2023 Estimated Revenues**	-	31,814,023	330,566,363	15,002,000	36,831,350	224,151,852
2023 Estimated Expenditures**	-	(51,532,719)	(383,338,959)	(16,100,028)	(41,828,328)	838,812,202
203 AEC Support	-	-	-	-	-	(1,172,643,041)
2023 Transfer from Methane Fund	-	-	-	-	-	1,827,028
2023 Estimated Jail Assessments	-	-	-	-	-	-
2023 Operating Transfers	-	-	-	-	-	-
2023 Estimated Ending Fund Balance	9,801	43,679	3,152,106	(1)	214,188	129,867,938
2024 Budgeted Reserve***	9,801	43,679	3,152,106	(1)	214,188	87,741,712
2024 Available for Levy Reduction	-	-	-	-	-	42,126,226
2024 Budgeted Revenues**	-	15,340,000	151,892,500	10,002,000	1,666,000	487,009,818
2024 Budgeted Expenditures**	-	(15,340,000)	(151,892,500)	(10,002,000)	(1,666,000)	(877,617,712)
2024 Jail Assessments	-	-	-	-	-	-
2024 AEC Support	-	-	-	-	-	-
2024 Transfer from Methane Fund	-	-	-	-	-	1,736,108
2024 Budgeted Operating Transfers	-	-	-	-	-	-
Gross County Tax Levy - Total Budget	-	-	-	-	-	346,745,560
Gross County Tax Rate - Total Budget	-	-	-	-	-	4
2024 County Sales Tax Applied	-	-	-	-	-	90,344,898
2024 Exempt Computer Aid	-	-	-	-	-	1,846,670
Tax Levy for 2024 Budget	-	-	-	-	-	254,553,992
Net Tax Rate for 2024 Budget	\$ -	\$ -	\$ -	\$ -	\$ -	2.73
Equalized Valuation						93,315,894,600
***Reserve Calculation						
Fund Expenditures						
Percent Reserved						
Budgeted Reserve						

Table 1 - Tax Levy Computation

**COUNTY OF DANE  
2024 BUDGET  
TAX LEVY COMPUTATION AND FUND BALANCE ANALYSIS**

Fund	Airport	Solid Waste	Methane Gas	Printing & Services	Opiate Settlement	CFS	Dane Comm	Land Information	CDBG Business Loan	Commerce Revolving Loan	CDBG Housing Loan	CDBG HOME Loan	HELP Loan	Worker's Compensation	Property & Liability Insurance	Total Non-GPR supported Funds
Beginning Equity Balance	356,259,569	(9,343,158)	18,863,078	(1,094,058)	2,394,496	1,833,520	-	1,504,974	3	877,559	(25,459)	-	-	1,564,613	(2,011,258)	370,823,879
2023 Estimated Revenues	39,686,635	16,766,003	16,716,735	2,088,614	1,761,438	6,504,031	1,103,501	846,270	42,834	35,658	4,501,906	3,157,168	-	2,748,536	3,274,114	99,233,443
2023 Estimated Expenditures	(40,663,470)	(16,336,865)	(14,874,828)	(1,958,308)	(1,761,438)	(6,268,729)	(1,121,685)	(1,201,666)	(42,834)	(691,000)	(4,501,906)	(3,157,169)	-	(2,755,236)	(3,519,591)	(98,854,725)
2023 Equity Transfer to General Fund	-	-	(1,827,028)	-	-	-	-	-	-	-	-	-	-	-	-	(1,827,028)
<b>Estimated 2023 Ending Equity</b>	<b>355,282,734</b>	<b>(8,914,020)</b>	<b>18,877,957</b>	<b>(963,752)</b>	<b>2,394,496</b>	<b>2,068,822</b>	<b>(18,184)</b>	<b>1,149,578</b>	<b>3</b>	<b>222,217</b>	<b>(25,459)</b>	<b>(1)</b>	<b>-</b>	<b>1,557,913</b>	<b>(2,256,735)</b>	<b>369,375,569</b>
2024 Budgeted Revenues	45,952,002	17,499,400	16,832,368	2,099,200	3,121,438	6,812,930	1,143,101	1,045,200	42,100	14,700	1,027,504	590,054	-	2,602,500	3,043,200	101,825,697
2024 Budgeted Expenditures	(35,689,946)	(17,656,043)	(15,096,260)	(2,137,284)	(3,121,438)	(6,812,917)	(1,152,801)	(1,234,395)	(42,100)	(691,000)	(1,027,504)	(590,054)	-	(2,602,500)	(3,043,200)	(90,897,442)
2024 Equity Transfer to General Fund	-	-	(1,736,108)	-	-	-	-	-	-	-	-	-	-	-	-	(1,736,108)
<b>Estimated 2024 Ending Equity</b>	<b>365,544,790</b>	<b>(9,070,663)</b>	<b>18,877,957</b>	<b>(1,001,836)</b>	<b>2,394,496</b>	<b>2,068,835</b>	<b>(27,884)</b>	<b>960,383</b>	<b>3</b>	<b>(454,083)</b>	<b>(25,459)</b>	<b>(1)</b>	<b>-</b>	<b>1,557,913</b>	<b>(2,256,735)</b>	<b>378,567,716</b>

Table 1 - Tax Levy Computation

COUNTY OF DANE  
2024 OPERATING BUDGET  
TAX LEVY HISTORY

2022 Adopted Budget	2023 Adopted Budget		2024 Requested Budget	2024 Executive Budget	2024 Adopted Budget
\$660,707,896	\$714,932,492	Total Budgeted Expenditures All Funds All Programs	\$750,926,879	\$787,592,590	\$789,298,454
(\$372,820,370)	(\$365,544,827)	Total Budgeted Revenues All Funds All Programs	(\$375,618,062)	(\$406,148,358)	(\$406,331,915)
<b>\$287,887,526</b>	<b>\$349,387,665</b>	<b>Total Budget All Funds All Programs</b>	<b>\$375,308,817</b>	<b>\$381,444,232</b>	<b>\$382,966,539</b>
\$85,193,635	\$95,326,736	Budgeted Expenditures - Non-GPR Supported Programs	\$88,120,309	\$90,420,242	\$90,521,242
(\$94,317,422)	(\$97,420,451)	Budgeted Revenues - Non-GPR Supported Programs	(\$96,678,230)	(\$98,162,597)	(\$98,162,597)
<b>(\$9,123,787)</b>	<b>(\$2,093,715)</b>	<b>Budgeted (Increase)/Decrease to Retained Earnings - Non-GPR Supported Programs</b>	<b>(\$8,557,921)</b>	<b>(\$7,742,355)</b>	<b>(\$7,641,355)</b>
\$575,514,261	\$619,605,756	Budgeted Expenditures - GPR Supported Programs	\$662,806,570	\$697,172,348	\$698,777,212
(\$278,502,948)	(\$268,124,376)	Budgeted Program Revenues - GPR Supported Programs	(\$278,939,832)	(\$307,985,761)	(\$308,169,318)
<b>\$297,011,313</b>	<b>\$351,481,380</b>	<b>GPR Requirement Before Levy Reduction and Fund Adjustment</b>	<b>\$383,866,738</b>	<b>\$389,186,587</b>	<b>\$390,607,894</b>
(\$15,169,428)	(\$39,639,689)	Amount Projected to be Available for Levy Reduction	(\$55,546,291)	(\$42,247,100)	(\$42,126,226)
(\$2,438,008)	(\$612,128)	Fund Adjustments	(\$1,795,408)	(\$1,736,108)	(\$1,736,108)
<b>\$279,403,877</b>	<b>\$311,229,563</b>	<b>Gross County Tax Levy</b>	<b>\$326,525,039</b>	<b>\$345,203,379</b>	<b>\$346,745,560</b>
\$3.86	\$3.72	Gross County Tax Rate	\$3.50	\$3.70	\$3.72
\$68,222,093	\$85,231,041	County Sales Tax Applied	\$85,231,041	\$89,918,748	\$90,344,898
\$211,181,784	\$225,998,522	Net Tax Levy	\$241,293,998	\$255,284,631	\$256,400,662
\$2.92	\$2.70	Net County Tax Rate	\$2.59	\$2.74	\$2.75
\$1,846,670	\$1,846,670	State Aid - Exempt Computers	\$1,846,670	\$1,846,670	\$1,846,670
<b>\$209,335,114</b>	<b>\$224,151,852</b>	<b>Net Required County Tax Levy</b>	<b>\$239,447,328</b>	<b>\$253,437,961</b>	<b>\$254,553,992</b>
<b>\$2.89</b>	<b>\$2.68</b>	<b>Net Required County Tax Rate</b>	<b>\$2.57</b>	<b>\$2.72</b>	<b>\$2.73</b>
<b>\$399,000</b>	<b>\$55,412</b>	<b>Exempt Bridge Aid Levy</b>	<b>\$489,940</b>	<b>\$489,940</b>	<b>\$489,940</b>
<b>\$5,535,557</b>	<b>\$6,047,694</b>	<b>Exempt Library Service Levy</b>	<b>\$6,702,067</b>	<b>\$6,760,911</b>	<b>\$6,760,910</b>
<b>\$203,400,557</b>	<b>\$218,048,746</b>	<b>Net Tax Levy Excluding Exempt Levies</b>	<b>\$232,255,321</b>	<b>\$246,187,110</b>	<b>\$247,303,142</b>
\$72,334,792,600	\$83,605,704,500	Equalized Valuation	\$93,315,894,600	\$93,315,894,600	\$93,315,894,600

Table 2 - Tax Levy History

COUNTY OF DANE  
2024 CAPITAL BUDGET  
TAX LEVY HISTORY

2022 Adopted Budget	2023 Adopted Budget		2024 Requested Budget	2024 Executive Budget	2024 Adopted Budget
\$94,175,900 (\$94,200,000)	\$138,328,300 (\$138,328,300)	Total Budgeted Expenditures All Funds All Programs	\$120,174,900	\$149,781,700	\$179,216,700
		Total Budgeted Revenues All Funds All Programs	(\$123,461,800)	(\$153,068,600)	(\$182,503,600)
<b>(\$24,100)</b>	<b>\$0</b>	<b>Total Budget All Funds All Programs</b>	<b>(\$3,286,900)</b>	<b>(\$3,286,900)</b>	<b>(\$3,286,900)</b>
\$24,000 (\$48,100)	\$0 \$0	Budgeted Expenditures - Non-GPR Supported Programs	\$376,200	\$376,200	\$376,200
		Budgeted Revenues - Non-GPR Supported Programs	(\$3,663,100)	(\$3,663,100)	(\$3,663,100)
<b>(\$24,100)</b>	<b>\$0</b>	<b>Budgeted (Increase)/Decrease to Retained Earnings - Non-GPR Supported Programs</b>	<b>(\$3,286,900)</b>	<b>(\$3,286,900)</b>	<b>(\$3,286,900)</b>
\$94,151,900 (\$94,151,900)	\$138,328,300 (\$138,328,300)	Budgeted Expenditures - GPR Supported Programs	\$119,798,700	\$149,405,500	\$178,840,500
		Budgeted Program Revenues - GPR Supported Programs	(\$119,798,700)	(\$149,405,500)	(\$178,840,500)
<b>\$0</b>	<b>\$0</b>	<b>GPR Requirement Before Levy Reduction and Fund Adjustment</b>	<b>\$0</b>	<b>\$0</b>	<b>\$0</b>
\$0 \$0	\$0 \$0	Amount Projected to be Available for Levy Reduction	\$0	\$0	\$0
		Fund Adjustments	\$0	\$0	\$0
<b>\$0</b>	<b>\$0</b>	<b>Gross County Tax Levy</b>	<b>\$0</b>	<b>\$0</b>	<b>\$0</b>
\$0	\$0	Gross County Tax Rate	\$0	\$0	\$0
\$0	\$0	County Sales Tax Applied	\$0	\$0	\$0
\$0	\$0	Net Tax Levy	\$0	\$0	\$0
\$0	\$0	Net County Tax Rate	\$0	\$0	\$0
\$0	\$0	State Aid - Exempt Computers	\$0	\$0	\$0
<b>\$0</b>	<b>\$0</b>	<b>Net Required County Tax Levy</b>	<b>\$0</b>	<b>\$0</b>	<b>\$0</b>
<b>\$0</b>	<b>\$0</b>	<b>Net Required County Tax Rate</b>	<b>\$0</b>	<b>\$0</b>	<b>\$0</b>
\$72,334,792,600	\$83,605,704,500	Equalized Valuation	\$93,315,894,600	\$93,315,894,600	\$93,315,894,600

Table 2 - Tax Levy History

COUNTY OF DANE  
2024 BUDGET  
TAX LEVY HISTORY

2022 Adopted Budget	2023 Adopted Budget		2024 Requested Budget	2024 Executive Budget	2024 Adopted Budget
\$754,883,796 (\$467,020,370)	\$853,260,792 (\$503,873,127)	Total Budgeted Expenditures All Funds All Programs	\$871,101,779 (\$499,079,862)	\$937,374,290 (\$559,216,958)	\$968,515,154 (\$588,835,515)
<b>\$287,863,426</b>	<b>\$349,387,665</b>	<b>Total Budget All Funds All Programs</b>	<b>\$372,021,917</b>	<b>\$347,277,351</b>	<b>\$379,679,639</b>
\$85,217,635 (\$94,365,522)	\$95,326,736 (\$97,420,451)	Budgeted Expenditures - Non-GPR Supported Programs	\$88,496,509 (\$100,341,330)	\$90,796,442 (\$101,825,697)	\$90,897,442 (\$101,825,697)
<b>(\$9,147,887)</b>	<b>(\$2,093,715)</b>	<b>Budgeted (Increase)/Decrease to Retained Earnings - Non-GPR Supported Programs</b>	<b>(\$11,844,821)</b>	<b>(\$11,029,255)</b>	<b>(\$10,928,255)</b>
\$669,666,161 (\$372,654,848)	\$757,934,056 (\$406,452,676)	Budgeted Expenditures - GPR Supported Programs	\$782,605,270 (\$398,738,532)	\$846,577,848 (\$457,391,261)	\$877,617,712 (\$487,009,818)
\$297,011,313	\$351,481,380	GPR Requirement Before Levy Reduction and Fund Adjustment	\$383,866,738	\$389,186,587	\$390,607,894
(\$15,169,428) (\$2,438,008)	(\$39,639,689) (\$612,128)	Amount Projected to be Available for Levy Reduction Fund Adjustments	(\$55,546,291) (\$1,795,408)	(\$42,247,100) (\$1,736,108)	(\$42,126,226) (\$1,736,108)
<b>\$279,403,877</b>	<b>\$311,229,563</b>	<b>Gross County Tax Levy</b>	<b>\$326,525,039</b>	<b>\$345,203,379</b>	<b>\$346,745,560</b>
\$3.86	\$3.72	Gross County Tax Rate	\$3.50	\$3.70	\$3.72
\$68,222,093	\$85,231,041	County Sales Tax Applied	\$85,231,041	\$89,918,748	\$90,344,898
\$211,181,784	\$225,998,522	Net Tax Levy	\$241,293,998	\$255,284,631	\$256,400,662
\$2.92	\$2.70	Net County Tax Rate	\$2.59	\$2.74	\$2.75
\$1,846,670	\$1,846,670	State Aid - Exempt Computers	\$1,846,670	\$1,846,670	\$1,846,670
<b>\$209,335,114</b>	<b>\$224,151,852</b>	<b>Net Required County Tax Levy</b>	<b>\$239,447,328</b>	<b>\$253,437,961</b>	<b>\$254,553,992</b>
<b>\$2.89</b>	<b>\$2.68</b>	<b>Net Required County Tax Rate</b>	<b>\$2.57</b>	<b>\$2.72</b>	<b>\$2.73</b>
<b>\$822,049</b>	<b>\$55,412</b>	<b>Exempt Bridge Aid Levy</b>	<b>\$489,940</b>	<b>\$489,940</b>	<b>\$489,940</b>
<b>\$6,080,153</b>	<b>\$6,047,694</b>	<b>Exempt Library Service Levy</b>	<b>\$6,702,067</b>	<b>\$6,760,911</b>	<b>\$6,760,910</b>
<b>\$217,249,650</b>	<b>\$218,048,746</b>	<b>Net Tax Levy Excluding Exempt Levies</b>	<b>\$232,255,321</b>	<b>\$246,187,110</b>	<b>\$247,303,142</b>
\$72,334,792,600	\$83,605,704,500	Equalized Valuation	\$93,315,894,600	\$93,315,894,600	\$93,315,894,600

Table 2 - Tax Levy History

**COUNTY OF DANE  
2024 CAPITAL PROJECTS BUDGET**

Agency Project	Expenditure	Revenue				
		Outside	Borrowing Proceeds	Equity Applied	Reserve Applied	
<b>COUNTY BOARD</b>						
AV REPLACE 3RD FLOOR MTG. RMS.	\$15,000		\$15,000			Appropriation
AV REPLACEMENT IN CHAMBERS	\$30,000	\$15,000	\$15,000			Appropriation
<b>COUNTY EXECUTIVE</b>						
CCB LAND ACKNOWLEDGMNT PROJECT	\$10,000		\$10,000			Appropriation
<b>COUNTY CLERK</b>						
ELECTION SECURITY & RELOCATION	\$3,000,000		\$3,000,000			Appropriation
<b>ADMINISTRATION</b>						
HO-CHUNK HISTORY CENTER	\$2,000,000		\$2,000,000			Appropriation
LEARNING MANAGEMENT SOFTWARE	\$58,500		\$58,500			Appropriation
MENS SHELTER PROJECT	\$1,500,000		\$1,500,000			Appropriation
SECOND HARVEST FOOD PANTRY	\$4,000,000		\$4,000,000			Appropriation
VEHICLE & EQUIPMENT REPLACEMENT	\$159,000		\$159,000			Appropriation
CCB AIR HANDLING UNIT REPLACE	\$250,000	\$102,000	\$148,000			Appropriation
CCB CHILLER PUMP REPLACEMENT	\$500,000	\$204,000	\$296,000			Appropriation
CCB LIGHTING CONTROLS AND HUBS	\$200,000	\$81,600	\$118,400			Appropriation
CCB MLK FAÇADE WINDOWS & LIGHT	\$859,000	\$350,500	\$508,500			Appropriation
DCCH CARPET REPLACEMENT	\$150,000		\$150,000			Appropriation
DCCH COOLING TOWER REPLACEMENT	\$850,000		\$850,000			Appropriation
DCCH FRONT ENTRANCE REPLACE	\$300,000		\$300,000			Appropriation
DCCH HVAC IMPROVEMENTS	\$490,000		\$490,000			Appropriation
EAST DISTRICT CAMPUS-GEOTHERML	\$150,000		\$150,000			Appropriation
EDC UTILITY INFRASTRUCTURE	\$5,427,400		\$5,427,400			Appropriation
FACILITIES CUSTODIAL EQUIP	\$15,000		\$15,000			Appropriation
FACILITIES MAINTENANCE EQUIP	\$35,000		\$35,000			Appropriation
FCS SPACE ANALYSIS	\$45,000		\$45,000			Appropriation
HS CARD ACCESS SYSTEM UPGRADE	\$30,000		\$30,000			Appropriation
NORTHPORT ROLLER SHADE INSTALL	\$20,000		\$20,000			Appropriation
PSB INTAKE GARAGE DOORS REPL	\$120,000		\$120,000			Appropriation
SOLAR INSTALLATION-BPNN	\$200,000		\$200,000			Appropriation
TELLURIAN FACILITY IMPROVEMNTS	\$62,000		\$62,000			Appropriation
VERONA CAMPUS-CFS & GEOTHERMAL	\$150,000		\$150,000			Appropriation
AUDIO/VISUAL CONFERENCING	\$625,000		\$625,000			Appropriation
AUTOMATION PROJECTS	\$350,000		\$350,000			Appropriation
COMPUTER EQUIPMENT	\$700,000		\$700,000			Appropriation
CYBER SECURITY IMPROVEMENTS	\$120,000		\$120,000			Appropriation
DATA STORAGE UPGRADE	\$90,000		\$90,000			Appropriation
DISASTER RECOVERY SITE	\$60,000		\$60,000			Appropriation
FIBER NETWORK CONNECTIONS	\$275,000		\$275,000			Appropriation
MICROSOFT LICENSING PROJECT	\$3,460,000		\$3,460,000			Appropriation
NETWORK INFRASTRUCTURE UPGRADE	\$360,000		\$360,000			Appropriation
WIRELESS INFRASTRUCTURE UPRGRDE	\$220,000		\$220,000			Appropriation
<b>FAMILY COURT SERVICES</b>						
CASE MANAGEMENT SOFTWARE	\$73,000		\$73,000			Appropriation
<b>MEDICAL EXAMINER</b>						
CT AREA REMODEL	\$150,000		\$150,000			Appropriation

**COUNTY OF DANE  
2024 CAPITAL PROJECTS BUDGET**

Agency Project	Expenditure	Revenue				General Purpose Revenue
		Outside	Borrowing Proceeds	Equity Applied	Reserve Applied	
<b>SHERIFF</b>						
AED REPLACEMENT	\$23,000		\$23,000			Appropriation
BALLISTIC HELMETS	\$9,400		\$9,400			Appropriation
BERM MINING-FTC	\$143,000		\$143,000			Appropriation
BODY CAMERA PILOT PROJECT	\$320,000		\$320,000			Appropriation
BODY SCANNER	\$48,000		\$48,000			Appropriation
CAMERA CSI UNIT	\$5,000		\$5,000			Appropriation
CARPET REPLACEMENT	\$150,000		\$150,000			Appropriation
CCB CELLBLOCK HOT WATER	\$250,000		\$250,000			Appropriation
CCB WESTSIDE SHOWERS	\$220,000		\$220,000			Appropriation
COMPUTER SOFTWARE & HARDWARE	\$60,000		\$60,000			Appropriation
DIVE EQUIPMENT	\$28,300		\$28,300			Appropriation
DUCT CLEANING CCB PSB	\$397,100		\$397,100			Appropriation
EQUIPMENT FOR VEHICLES	\$692,100		\$692,100			Appropriation
FLOCK CAMERA	\$66,000		\$66,000			Appropriation
GAS MASKS	\$112,900		\$112,900			Appropriation
LESS LETHAL LAUNCHER	\$50,100		\$50,100			Appropriation
MDC AND RADAR UNITS	\$160,400		\$160,400			Appropriation
NIGHT VISION & THERMAL DEVICES	\$100,000		\$100,000			Appropriation
POLYGRAPH OPERATOR EQUIPMENT	\$12,000		\$12,000			Appropriation
PSB BOOKING GARAGE DOORS	\$120,000		\$120,000			Appropriation
RANGE IMPROVEMENTS	\$56,300		\$56,300			Appropriation
REPLACE SKID STEER	\$80,000		\$80,000			Appropriation
REPLACEMENT FURNITURE	\$38,600		\$38,600			Appropriation
RESCUE SHIELDS	\$80,000		\$80,000			Appropriation
RIFLE REPLACEMENT PROGRAM	\$34,500		\$34,500			Appropriation
SCBA EQUIPMENT	\$69,800		\$69,800			Appropriation
SECURITY UPDATE CRTHS & PSB	\$54,200		\$54,200			Appropriation
TASER REPLACEMENT & SUPPLIES	\$716,000		\$716,000			Appropriation
TRAILER SET TEAM	\$5,300		\$5,300			Appropriation
UAV VEHICLE CHANGEOVER	\$32,000		\$32,000			Appropriation
UNMANNED AERIAL VEHICLE	\$26,000		\$26,000			Appropriation
VEHICLE & EQUIPMENT REPLACEMNT	\$1,714,700		\$1,714,700			Appropriation
<b>PUBLIC SAFETY COMMUNICATIONS</b>						
BACKUP DATA STORAGE	\$75,000		\$75,000			Appropriation
KVM SWITCH REPLACEMENT	\$40,000		\$40,000			Appropriation
PSC BUILDING	\$36,472,400		\$36,472,400			Appropriation
REPLACE DANECOM SITE BATTERIES	\$250,000		\$250,000			Appropriation
UPS BATTERY REPLACEMENT	\$35,000		\$35,000			Appropriation
UPS CAPACITOR REPLACEMENTS	\$8,000		\$8,000			Appropriation
VIRTUAL CAD WORKSTATIONS	\$100,000		\$100,000			Appropriation
<b>JUVENILE COURT</b>						
REPLACEMENT EQUIP-DETENTION	\$15,000		\$15,000			Appropriation
SHELTER HOME UPDATES	\$55,000		\$55,000			Appropriation
<b>BADGER PRAIRIE HEALTH CARE CENTER</b>						
BPHCC RESIDENT FLOORNG REPLACE	\$75,000		\$75,000			Appropriation
FIXED ASSET ADDITIONS-CAP BDGT	(\$628,000)		(\$628,000)			Appropriation



**COUNTY OF DANE  
2024 CAPITAL PROJECTS BUDGET**

Agency Project	Expenditure	Revenue				
		Outside	Borrowing Proceeds	Equity Applied	Reserve Applied	
<b>BADGER PRAIRIE HEALTH CARE CENTER, cont.</b>						
PARKING LOT REPLACEMENT-BPHCC	\$225,000		\$225,000			Appropriation
RESIDENT CARE EQUIPMENT/IMPRVM	\$115,000		\$115,000			Appropriation
RESTROOM RENOVATION/UPGRADE	\$45,000		\$45,000			Appropriation
VEHICLE REPLACEMENT	\$168,000		\$168,000			Appropriation
<b>HUMAN SERVICES</b>						
AFFORDABLE HOUSING DEVEL FUND	\$15,000,000		\$15,000,000			Appropriation
BEACON EQUIPMENT PURCHASE	\$13,200		\$13,200			Appropriation
DCHA HABITAT GRANT	\$2,000,000		\$2,000,000			Appropriation
FARM WORKER HOUSING FUND	\$8,000,000		\$8,000,000			Appropriation
FITCHBURG TEEN CENTER	\$1,000,000		\$1,000,000			Appropriation
ST JOHNS HOUSING PROJECT	\$1,350,000		\$1,350,000			Appropriation
<b>LAND INFORMATION OFFICE</b>						
FLY DANE DIGITAL TERRAIN & ORT	\$376,200	\$275,200	\$137,900	(\$36,900)		Appropriation
<b>LAND &amp; WATER RESOURCES</b>						
BLACK EARTH CREEK RESTORATION	\$1,750,000		\$1,750,000			Appropriation
VEHICLE & EQUIPMENT REPLACEMNT	\$1,300,000		\$1,300,000			Appropriation
YAHARA CLEAN IMPLEMENTATION	\$500,000		\$500,000			Appropriation
YAHARA RIVER FLOW ENHANCEMENT	\$1,000,000		\$1,000,000			Appropriation
ACCESSIBLE SHOREFISHING IMPVTS	\$1,500,000		\$1,500,000			Appropriation
BRIGHAM PRK RESTROOM & SHOWERS	\$250,000		\$250,000			Appropriation
CULTURAL FEATURE INTRPRETATION	\$100,000		\$100,000			Appropriation
NEW PROPERTY STABILIZATION	\$350,000		\$350,000			Appropriation
PARK ACCESSIBILITY IMPROVEMNTS	\$500,000		\$500,000			Appropriation
PARK IMPROVEMENT PROJECTS	\$400,000		\$400,000			Appropriation
PICNIC TABLES/GRILLS/CAMP FIXT	\$25,000		\$25,000			Appropriation
STEWART RESTROOM REPLACEMENT	\$100,000		\$100,000			Appropriation
WISCONSIN RIVER TRAIL CROSSING	\$11,000,000		\$11,000,000			Appropriation
DANE COUNTY CONSERVATION FUND	\$10,000,000		\$10,000,000			Appropriation
BUOYS & LIGHTS	\$10,000		\$10,000			Appropriation
CONSERVATION PRACTICE IMLEMNT	\$500,000		\$500,000			Appropriation
DANE COUNTY CRP	\$1,000,000		\$1,000,000			Appropriation
LAKE MGMT REPAIR PARTS INV	\$150,000		\$150,000			Appropriation
<b>PUBLIC WORKS, HIGHWAY &amp; TRANSPORTATION</b>						
RAMP PAY STATION UPGRADE	\$20,000		\$20,000			Appropriation
RAMP RENOVATION	\$5,500,000		\$5,500,000			Appropriation
CTH AB-CTH MN TO 12	\$100,000		\$100,000			Appropriation
CTH A-BRIDGE B130056	\$49,000		\$49,000			Appropriation
CTH A-BRIDGE B130950	\$155,000		\$155,000			Appropriation
CTH A-STH 69 TO CTH D	\$20,000		\$20,000			Appropriation
CTH BB-BRIDGE P130032	\$200,000		\$200,000			Appropriation
CTH F-CTH ID TO CTH F NORTH	\$650,000		\$650,000			Appropriation
CTH F-USH 18/151 TO CTH ID	\$300,000		\$300,000			Appropriation
CTH G-BRIDGE B130038	\$300,000		\$300,000			Appropriation
CTH G-CTH A EAST TO STH 92	\$2,400,000		\$2,400,000			Appropriation
CTH JG-MT HOREB NVL TO CTH ID	\$20,000		\$20,000			Appropriation
CTH JJ-BRIDGE P130918	\$50,000		\$50,000			Appropriation

**COUNTY OF DANE  
2024 CAPITAL PROJECTS BUDGET**

Agency Project	Expenditure	Revenue					
		Outside	Borrowing Proceeds	Equity Applied	Reserve Applied	General Purpose Revenue	
<b>PUBLIC WORKS, HIGHWAY &amp; TRANSPORTATION, cont.</b>							
CTH K-CTH P TO RIPP RD	\$1,200,000		\$1,200,000				Appropriation
CTH KP-GARFOOT CR BOX CULVERT	\$60,000		\$60,000				Appropriation
CTH KP-STH 19 TO USH 12	\$700,000		\$700,000				Appropriation
CTH M-BR 0046 & BRANCH INTER	\$575,000	\$275,000	\$300,000				Appropriation
CTH M-CTH Q/ALLEN INTERSECTION	\$25,000		\$25,000				Appropriation
CTH MM-USH 14 TO MCCOY RD	\$2,640,000		\$2,640,000				Appropriation
CTH MN-BRIDGE B130953	\$55,000		\$55,000				Appropriation
CTH N-BRIDGE B130042	\$215,000		\$215,000				Appropriation
CTH N-BRIDGE B130081	\$221,000		\$221,000				Appropriation
CTH PQ-BRIDGE B130072	\$20,000		\$20,000				Appropriation
CTH PQ-STH 73 TO CAMBRIDGE WVL	\$15,000		\$15,000				Appropriation
CTH TT-BRIDGE B130207	\$45,000		\$45,000				Appropriation
CTH V-CTH N TO CTH VV NORTH	\$55,000		\$55,000				Appropriation
CTH V-MAIN ST TO NELSON CT	\$450,000		\$450,000				Appropriation
CTH Y-BRIDGE B130026	\$70,000		\$70,000				Appropriation
CTH Y-CTH KP TO NCOL	\$3,750,000		\$3,750,000				Appropriation
HIGHWAY CULVERT REPLACEMENTS	\$1,000,000		\$1,000,000				Appropriation
ATTENUATOR	\$360,000		\$360,000				Appropriation
BRINE TRAILER	\$145,000		\$145,000				Appropriation
BULLDOZERS	\$204,700		\$204,700				Appropriation
CONCRETE TRUSS SCREED	\$10,900		\$10,900				Appropriation
CRACKFILL MELTER	\$144,400		\$144,400				Appropriation
CREW LEADER TRUCK	\$135,000		\$135,000				Appropriation
DUAL FUEL 3/4 TON TRUCKS	\$440,000		\$440,000				Appropriation
DUMP TRUCKS	\$600,000		\$600,000				Appropriation
EMERGENCY REPAIR/REPLACEMENT	\$50,000		\$50,000				Appropriation
FIXED ASSET ADDITIONS-CAP BDGT	(\$10,545,200)		(\$10,545,200)				Appropriation
HYDRO EXCAVATOR VACUUM TRUCK	\$368,500		\$368,500				Appropriation
LIQUID ASPHALT DISTRIBUTOR	\$380,000		\$380,000				Appropriation
LOW BOY TRAILER	\$190,000		\$190,000				Appropriation
MESSAGE BOARDS	\$93,600		\$93,600				Appropriation
OTHER EQUIPMENT	\$70,000		\$70,000				Appropriation
PATROL TRUCKS	\$5,508,000		\$5,508,000				Appropriation
ROAD WALK SAW	\$57,900		\$57,900				Appropriation
ROLLERS	\$326,400		\$326,400				Appropriation
SEMI-TRACTOR REPLACEMENT	\$266,000		\$266,000				Appropriation
SIGN TRUCK	\$295,000		\$295,000				Appropriation
SKID STEER BROOMS	\$27,800		\$27,800				Appropriation
SKID STEER REPLACEMENT	\$32,000		\$32,000				Appropriation
SMALL MARKER PAINTER	\$16,500		\$16,500				Appropriation
STORAGE TANKS TRUCK MOUNTED	\$30,000		\$30,000				Appropriation
SWEEPER	\$273,000		\$273,000				Appropriation
TAILGATE CONVEYORS	\$27,000		\$27,000				Appropriation
TRAILERS	\$43,500		\$43,500				Appropriation
TRI AXLE TRUCKS	\$450,000		\$450,000				Appropriation

**COUNTY OF DANE  
2024 CAPITAL PROJECTS BUDGET**

Agency Project	Expenditure	Revenue				
		Outside	Borrowing Proceeds	Equity Applied	Reserve Applied	
<b>DANE COUNTY HENRY VILAS ZOO</b>						
ANIMAL HEALTH MEDICAL EQUIPMNT	\$75,000	\$15,000	\$60,000			Appropriation
AVIARY HABITAT PROJECT	\$450,000	\$90,000	\$360,000			Appropriation
GREEN BARN HVAC	\$100,000	\$20,000	\$80,000			Appropriation
HEART OF THE ZOO PROJECT	\$21,548,300	\$12,177,600	\$9,370,700			Appropriation
KOI POND CLEANING	\$50,000	\$10,000	\$40,000			Appropriation
PENGUIN BUILDING PROJECT	\$300,000	\$60,000	\$240,000			Appropriation
SOLAR INSTALLATION-HV ZOO	\$300,000		\$300,000			Appropriation
UPPER GIFT SHOP HVAC	\$125,000	\$25,000	\$100,000			Appropriation
ZOO FENCE PROJECTS	\$50,000	\$10,000	\$40,000			Appropriation
ZOO IMPROVEMENTS	\$200,000	\$40,000	\$160,000			Appropriation
ZOO OPERATING EQUIPMENT	\$50,000	\$10,000	\$40,000			Appropriation
ZOO PAVING PROJECTS	\$50,000	\$10,000	\$40,000			Appropriation
<b>ALLIANT ENERGY CENTER</b>						
AEC BUSINESS PLANNING	\$100,000		\$100,000			Appropriation
AEC STRATEGIC DESIGN/ACTION PL	\$250,000		\$250,000			Appropriation
ASPHALT & CONCRETE REPAIR	\$500,000		\$500,000			Appropriation
BIKE-PEDESTRIAN PLAN	\$150,000		\$150,000			Appropriation
CAMPUS LIGHTING & ELEC REVIEW	\$1,100,000		\$1,100,000			Appropriation
CAMPUS SIGNAGE	\$475,000		\$475,000			Appropriation
CENTER IMPROVEMENTS	\$700,000		\$700,000			Appropriation
COLISEUM HVAC UPGRADE	\$475,000		\$475,000			Appropriation
EXHIBITION HALL HVAC UPGRADES	\$2,000,000		\$2,000,000			Appropriation
PARKING CONSULTANT	\$75,000		\$75,000			Appropriation
PARKING SAFETY & BEAUTIFICATION	\$350,000		\$350,000			Appropriation
STORMWATER RETENTION	\$250,000		\$250,000			Appropriation
VEHICLES & EQUIPMENT	\$425,000		\$425,000			Appropriation
<b>AIRPORT</b>						
COMBINED FEDERAL PROJECTS	\$2,680,000		\$0	\$2,680,000		Appropriation
FIXED ASSET ADDITIONS-CAP BDGT	(\$5,930,000)		\$0	(\$5,930,000)		Appropriation
TAXIWAY IMPROVEMENTS	\$3,250,000	\$3,250,000	\$0			Appropriation
DEICER TRUCK CONVERSION	\$750,000		\$0	\$750,000		Appropriation
FIXED ASSET ADDITIONS-CAP BDGT	(\$977,000)		\$0	(\$977,000)		Appropriation
MOWING/SNOW REMOVAL TRACTOR	\$227,000		\$0	\$227,000		Appropriation
EMPLOYEE PARKING LOT EXPANSION	\$4,475,000		\$0	\$4,475,000		Appropriation
FIXED ASSET ADDITIONS-CAP BDGT	(\$4,475,000)		\$0	(\$4,475,000)		Appropriation
FIXED ASSET ADDITIONS-CAP BDGT	(\$3,350,000)		\$0	(\$3,350,000)		Appropriation
HVAC SYSTEM RENOVATIONS	\$150,000		\$0	\$150,000		Appropriation
TERMINAL MODERNIZATION PROJECT	\$3,200,000		\$0	\$3,200,000		Appropriation
<b>WASTE &amp; RENEWABLES</b>						
COMPOST FACILITY CONSTRUCTION	\$1,000,000		\$1,000,000			Appropriation
COMPOST PERMITTING AND DESIGN	\$500,000		\$500,000			Appropriation
EQUIPMENT	\$2,000,000		\$2,000,000			Appropriation
FIXED ASSET ADDITIONS-CAP BDGT	(\$3,500,000)		(\$3,500,000)			Appropriation
FIXED ASSET ADDITIONS-CAP BDGT	(\$4,750,000)		(\$4,750,000)			Appropriation
SITE 3 - PERMITTING AND DESIGN	\$1,500,000		\$1,500,000			Appropriation
SITE 3 - PRECONSTRUCTION ACTIV	\$250,000		\$250,000			Appropriation

**COUNTY OF DANE  
2024 CAPITAL PROJECTS BUDGET**

Agency Project	Expenditure	Revenue				General Purpose Revenue																										
		Outside	Borrowing Proceeds	Equity Applied	Reserve Applied																											
<b>WASTE &amp; RENEWABLES, cont.</b>																																
SITE 3 - PROPERTY ACQUISITION	\$1,500,000		\$1,500,000				Appropriation																									
SITE 3 - WATER MAIN EXTENSION	\$1,500,000		\$1,500,000				Appropriation																									
EQUIPMENT	\$400,000		\$400,000				Appropriation																									
FIXED ASSET ADDITIONS-CAP BDGT	(\$3,250,000)		(\$3,250,000)				Appropriation																									
FORKLIFT	\$50,000		\$50,000				Appropriation																									
GAS SYSTEM UPGRADES	\$250,000		\$250,000				Appropriation																									
H2S SYSTEM EXPANSION	\$1,000,000		\$1,000,000				Appropriation																									
MAINTENANCE BUILDING	\$500,000		\$500,000				Appropriation																									
SET RULE IMPROVEMENTS	\$750,000		\$750,000				Appropriation																									
VERONA GENSET BUILDING IMPROVE	\$300,000		\$300,000				Appropriation																									
BUILDING DEMOLITION	\$125,000		\$125,000				Appropriation																									
FACILITY UPGRADES	\$300,000		\$300,000				Appropriation																									
FIXED ASSET ADDITIONS-CAP BDGT	(\$4,970,000)		(\$4,970,000)				Appropriation																									
LANDSCAPING ACTIVITIES	\$75,000		\$75,000				Appropriation																									
LONG TERM CARE & CLOSURE	\$3,500,000		\$3,500,000				Appropriation																									
PASSENGER VEHICLE	\$120,000		\$120,000				Appropriation																									
SCALE SYSTEM REPLACEMENT	\$300,000		\$300,000				Appropriation																									
VAC TRUCK	\$250,000		\$250,000				Appropriation																									
WATER TRUCK	\$300,000		\$300,000				Appropriation																									
CAMPUS DESIGN & CONSTRUCTION	\$2,000,000		\$2,000,000				Appropriation																									
FIXED ASSET ADDITIONS-CAP BDGT	(\$10,450,000)		(\$10,450,000)				Appropriation																									
REC PLANNING AND IMPROVEMENTS	\$450,000		\$450,000				Appropriation																									
WASTE EDUCATION CENTER	\$8,000,000		\$8,000,000				Appropriation																									
EQUIPMENT	\$500,000		\$500,000				Appropriation																									
FACILITY UPGRADES	\$500,000		\$500,000				Appropriation																									
FIXED ASSET ADDITIONS-CAP BDGT	(\$1,000,000)		(\$1,000,000)				Appropriation																									
<b>GROSS TOTALS</b>	<b>\$179,216,700</b>	<b>\$17,020,900</b>	<b>\$165,482,700</b>	<b>(\$3,286,900)</b>	<b>\$0</b>	<b>\$0</b>																										
<table border="0" style="width:100%; border-collapse: collapse;"> <thead> <tr> <th style="width:60%;"></th> <th style="width:10%; text-align: right;">Expenditures</th> <th style="width:10%; text-align: right;">Program Specific Revenues</th> <th style="width:10%; text-align: right;">Net</th> <th style="width:10%;"></th> </tr> </thead> <tbody> <tr> <td>TOTALS:</td> <td style="text-align: right;">\$179,216,700</td> <td style="text-align: right;">\$182,503,600</td> <td style="text-align: right;">(\$3,286,900)</td> <td></td> </tr> <tr> <td>FUND ADJUSTMENTS</td> <td></td> <td></td> <td style="text-align: right;">\$3,286,900</td> <td></td> </tr> <tr> <td>SURPLUSES FOR LEVY REDUCTION</td> <td></td> <td></td> <td style="text-align: right;">\$0</td> <td></td> </tr> <tr> <td><b>TOTAL NET CAPITAL LEVY</b></td> <td></td> <td></td> <td></td> <td style="text-align: right;"><b>\$0</b></td> </tr> </tbody> </table>									Expenditures	Program Specific Revenues	Net		TOTALS:	\$179,216,700	\$182,503,600	(\$3,286,900)		FUND ADJUSTMENTS			\$3,286,900		SURPLUSES FOR LEVY REDUCTION			\$0		<b>TOTAL NET CAPITAL LEVY</b>				<b>\$0</b>
	Expenditures	Program Specific Revenues	Net																													
TOTALS:	\$179,216,700	\$182,503,600	(\$3,286,900)																													
FUND ADJUSTMENTS			\$3,286,900																													
SURPLUSES FOR LEVY REDUCTION			\$0																													
<b>TOTAL NET CAPITAL LEVY</b>				<b>\$0</b>																												

**COUNTY OF DANE  
2024 BUDGET**

Department Program Project	2022	2023				2024		
	Actual Expenditures	Adopted Budget	Expense As Modified	Actual Thru 6/30/23	Total Estimated Expenditures	Agency Request	Executive Recommended	Final Adopted
<b>COUNTY BOARD</b>								
AV REPLACE 3RD FLOOR MTG. RMS.	33,386	0	5,991	0	5,991	15,000	15,000	15,000
AV REPLACEMENT IN CHAMBERS	85,745	0	2,145	0	2,145	30,000	30,000	30,000
FURNITURE EQUIP SPACE REMODEL	123,954	0	383,958	0	383,958	0	0	0
JFA ANALYSIS	75,000	0	0	0	0	0	0	0
LEGISLATIVE TRACKING SYSTEM	0	0	26,929	0	26,929	0	0	0
OFFICE FURNITURE	24,970	0	0	0	0	0	0	0
<b>OFFICE OF CRIMINAL JUSTICE REFORM</b>								
OFFICE FURNITURE	0	30,000	38,000	1,500	38,000	0	0	0
<b>COUNTY EXECUTIVE</b>								
CCB LAND ACKNOWLEDGMENT PROJECT	0	0	0	0	0	0	0	10,000
COMPREHENSIVE ENERGY PLAN	198,750	0	101,250	89,625	101,250	0	0	0
EAST DISTRICT CAMPUS-GEOTHERMAL	0	330,000	(0)	0	0	0	0	0
VERONA CAMPUS-CFS & GEOTHERMAL	0	550,000	(0)	0	0	0	0	0
<b>COUNTY CLERK</b>								
ELECTION SECURITY & RELOCATION	0	16,000,000	16,095,000	17,100	16,095,000	3,000,000	3,000,000	3,000,000
<b>DEPARTMENT OF ADMINISTRATION</b>								
<u>CONSOLIDATED FOOD SERVICE</u>								
CFS CONDENSATE PUMP REPLACE	0	0	30,000	0	30,000	0	0	0
CFS CONVECTION STEAMER	0	0	26,518	0	26,518	0	0	0
CFS GREASE TRAP REPLACEMENT	8,026	60,000	111,456	0	111,456	0	0	0
DELIVERY TRUCK	102,327	0	69,462	0	69,462	0	0	0
FIXED ASSET ADDITIONS-CAP BDGT	(109,879)	(60,000)	(237,436)	0	(237,436)	0	0	0
<u>ADMINISTRATION</u>								
AFFORDABLE HOUSING DEVEL FUND	3,600,797	0	3,104,000	1,360,000	3,104,000	0	0	0
AFRICAN AMERICAN CULTURAL CNTR	0	1,200,000	2,010,000	0	2,010,000	0	0	0
BLOOMING GROVE FACILITY	72	0	0	0	0	0	0	0
CENTRO HISPANO PROJECT	0	0	2,000,000	2,000,000	2,000,000	0	0	0
CH-NIF GRANT EXPENSE	0	0	4,850,000	0	4,850,000	0	0	0
CONTRACTING SOFTWARE	54,684	0	20,316	0	20,316	0	0	0
ELECTRIC VEHICLE CHARGING STAT	133,699	500,000	653,909	20,329	653,909	0	0	0
HIGHWAY 12 UTILITY EXTENSION	460,559	0	1,229,741	105,178	1,229,741	0	0	0
HO-CHUNK HISTORY CENTER	0	0	0	0	0	0	2,000,000	2,000,000
LACTATION ROOMS	0	0	56,820	0	56,820	0	0	0
LEARNING MANAGEMENT SOFTWARE	0	0	0	0	0	0	58,500	58,500
LED LIGHTING UPGRADES	0	0	49,485	4,518	49,485	0	0	0
MADISON PUBLIC MARKET	0	1,500,000	1,500,000	0	1,500,000	0	0	0
MCKENZIE WORKFORCE DEV CENTER	0	1,500,000	1,500,000	1,500,000	1,500,000	0	0	0
MENS SHELTER PROJECT	0	6,000,000	9,000,000	0	9,000,000	0	1,500,000	1,500,000
MT ZION FAMILY LIFE CENTER	0	1,500,000	1,500,000	0	1,500,000	0	0	0
SECOND HARVEST FOOD PANTRY	0	0	0	0	0	0	4,000,000	4,000,000
SOLAR INITIATIVE	19,829	0	762,664	0	762,664	0	0	0
UL-NIF EXPENSE	5,000,000	0	0	0	0	0	0	0
URBAN LEAGUE PROJECT	0	0	2,000,000	0	2,000,000	0	0	0
VEHICLE & EQUIPMENT REPLACEMENT	0	0	0	0	0	159,000	159,000	159,000
WEBSITE REDESIGN	3,700	0	15,953	925	15,953	0	0	0
<u>FACILITIES MANAGEMENT</u>								
CCB AIR HANDLING UNIT REPLACE	0	0	500,000	0	500,000	250,000	250,000	250,000
CCB BOOSTER PUMP REPLACEMENT	0	0	115,405	0	115,405	0	0	0
CCB CARD ACCESS SYSTEM UPGRADE	0	0	27,653	3,041	27,653	0	0	0
CCB CHILLER PUMP REPLACEMENT	0	0	0	0	0	500,000	500,000	500,000
CCB CONDENSATE PUMP REPLACE	0	0	30,000	0	30,000	0	0	0
CCB ELECTRICAL PANEL UPGRADE	0	0	48,000	0	48,000	0	0	0
CCB EMERGENCY ELEVATOR UPGRADE	0	0	150,000	0	150,000	0	0	0
CCB EMERGENCY EXIT UPGRADES	0	0	120,000	8,439	120,000	0	0	0
CCB EMERGENCY GENERATOR	0	0	3,592,733	8,314	3,592,733	0	0	0

**COUNTY OF DANE  
2024 BUDGET**

Department Program Project	2022	2023				2024		
	Actual Expenditures	Adopted Budget	Expense As Modified	Actual Thru 6/30/23	Total Estimated Expenditures	Agency Request	Executive Recommended	Final Adopted
<b>DEPARTMENT OF ADMINISTRATION, cont.</b>								
<b>FACILITIES MANAGEMENT, cont.</b>								
CCB ENTRANCE MATTING REPLACE	0	0	13,500	0	13,500	0	0	0
CCB ENTRY FLOORING UPGRADE	0	0	10,000	0	10,000	0	0	0
CCB EXTERIOR JOINT REPLACEMENT	0	0	26,666	0	26,666	0	0	0
CCB FIRE SUPPRESSION PUMP	0	0	65,000	0	65,000	0	0	0
CCB FLOOR CLEANING MACHINE	0	0	14,400	0	14,400	0	0	0
CCB LIGHTING CONTROLS AND HUBS	0	0	0	0	0	200,000	200,000	200,000
CCB LOCKER ROOM EXPANSION	0	0	184,800	0	184,800	0	0	0
CCB MLK FAÇADE WINDOWS & LIGHT	0	0	1,080,084	0	1,080,084	859,000	859,000	859,000
CCB MUNICIPAL COURTROOM ROOF	0	0	420,031	0	420,031	0	0	0
CCB PLANTER/RETAINING WALL	0	0	172,768	0	172,768	0	0	0
CCB UNIVERSAL CHANGING STATION	0	25,000	25,000	0	25,000	0	0	0
ELEVATOR MODERNIZATION & REPR	0	300,000	300,000	0	300,000	0	0	0
CCB 1ST FL SPACE REMODEL-PW	0	956,000	956,000	0	956,000	0	0	0
CCB 4TH FLOOR IMPROVEMENTS	10,738	0	0	0	0	0	0	0
CCB CARD ACCESS SYSTEM UPGRADE	172,208	0	0	0	0	0	0	0
CCB CONFERENCE ROOM FURNITURE	0	0	27,000	0	27,000	0	0	0
CCB EMERGENCY GENERATOR	51,715	0	0	0	0	0	0	0
CCB EXTERIOR JOINT REPLACEMENT	68,854	0	0	0	0	0	0	0
CCB MLK FAÇADE WINDOWS & LIGHT	106,592	700,000	1,740,655	0	1,740,655	0	0	0
CCB MUNICIPAL COURTROOM ROOF	9,257	0	0	0	0	0	0	0
CCB PLANTER/RETAINING WALL	127,525	0	0	0	0	0	0	0
CHILD SUPPORT OFFICE REMODEL	73,736	0	0	0	0	0	0	0
COURTHOUSE ENTRY WELL GRATES	0	0	9,000	0	9,000	0	0	0
COURTHOUSE HEAT EXCHANGER	0	0	15,000	0	15,000	0	0	0
COURTHOUSE HVAC CONTROLS	145,996	0	10,345	0	10,345	0	0	0
COURTHOUSE REMOTE DROP SYSTEM	200,882	0	273,858	122,948	273,858	0	0	0
COURTHOUSE ROOF REPLACEMENT	0	0	662,040	0	662,040	0	0	0
COURTHOUSE ROOF RIGGING SYSTEM	0	0	25,300	0	25,300	0	0	0
DCCH CARPET REPLACEMENT	0	150,000	195,000	0	195,000	150,000	150,000	150,000
DCCH COOLING TOWER REPLACEMENT	0	0	0	0	0	850,000	850,000	850,000
DCCH COURTROOM LED LIGHTING	0	80,000	80,000	0	80,000	0	0	0
DCCH DOMESTIC WATER VALVE REPL	0	50,000	50,000	0	50,000	0	0	0
DCCH ELEVATOR EQUIP RM COOLING	0	38,500	42,070	0	42,070	0	0	0
DCCH FRONT ENTRANCE REPLACE	0	0	0	0	0	300,000	300,000	300,000
DCCH GARAGE SWEEPER	0	55,000	55,000	0	55,000	0	0	0
DCCH HVAC IMPROVEMENTS	0	0	0	0	0	490,000	490,000	490,000
DCCH JURY ASSEMBLY FURNITURE	0	0	117,000	0	117,000	0	0	0
DETOX FURNACE & CONDENSNG UNIT	0	0	45,000	0	45,000	0	0	0
DISTRICT ATTY OFFICE REMODEL	0	0	40,025	0	40,025	0	0	0
EAST DISTRICT CAMPUS-GEOTHERML	0	0	330,000	0	330,000	150,000	150,000	150,000
EDC UTILITY INFRASTRUCTURE	0	0	0	0	0	5,427,400	5,427,400	5,427,400
ELECTION ROOM UPGRADE	13,285	0	7,757	0	7,757	0	0	0
FACILITIES CONTROLS UPGRADES	0	485,000	485,000	0	485,000	0	0	0
FACILITIES CUSTODIAL EQUIP	19,083	15,000	44,217	15,490	44,217	15,000	15,000	15,000
FACILITIES MAINTENANCE EQUIP	1,150	35,000	79,394	0	79,394	35,000	35,000	35,000
FACILITIES PV COMPONENTS	0	50,000	50,000	0	50,000	0	0	0
FACILITIES VEHICLES	0	60,000	60,000	0	60,000	0	0	0
FCS SPACE ANALYSIS	0	0	0	0	0	0	0	45,000
FEMININE HYGIENE PRODUCT DISP	0	0	24,362	20,872	24,362	0	0	0
FEN OAK PARKING LOT REPLACEMENT	29,326	400,000	1,222,431	428	1,222,431	0	0	0
FEN OAK SECURITY SYSTEM	5,991	0	0	0	0	0	0	0
HS CARD ACCESS SYSTEM UPGRADE	59,810	0	240,190	60,020	240,190	30,000	30,000	30,000
HS SIGNAGE REPLACEMENT	0	0	60,000	0	60,000	0	0	0
HVAC CONTROL SERVER	0	0	33,700	0	33,700	0	0	0
JCO/NIP LOBBY SECURITY	492,426	0	170,731	31,602	170,731	0	0	0
JOB CENTER CARPET	62,545	0	70,404	34,101	70,404	0	0	0
JOB CENTER DOOR/STOREFRONT	39,276	0	724	0	724	0	0	0
JOB CENTER FIRE PANEL REPLACE	0	0	60,000	0	60,000	0	0	0
KEY WATCHER CABINETS/SOFTWARE	0	0	15,908	0	15,908	0	0	0

**COUNTY OF DANE  
2024 BUDGET**

Department Program Project	2022	2023				2024		
	Actual Expenditures	Adopted Budget	Expense As Modified	Actual Thru 6/30/23	Total Estimated Expenditures	Agency Request	Executive Recommended	Final Adopted
<b>DEPARTMENT OF ADMINISTRATION, cont.</b>								
<b>FACILITIES MANAGEMENT, cont.</b>								
NIP CARPET REPLACEMENT	9,731	0	92,613	59,355	92,613	0	0	0
NORTHPORT ROLLER SHADE INSTALL	23,042	0	12,958	0	12,958	20,000	20,000	20,000
NORTHPORT TUCKPOINTING	111,815	0	14,243	7,765	14,243	0	0	0
NORTHPORT WINDOW REPLACEMENT	0	0	29,250	0	29,250	0	0	0
NPO BOILER REMOVAL	0	130,000	130,000	0	130,000	0	0	0
NPO FREIGHT ELEVATOR MODERNIZE	0	0	442,000	0	442,000	0	0	0
NPO LOADING DOCK REPLACEMENT	1,701	0	18,618	0	18,618	0	0	0
NPO OFFICE CARPET REPLACEMENT	0	90,000	160,000	0	160,000	0	0	0
NPO SURVEILLANCE CAMERA UPGRDE	0	0	127,000	0	127,000	0	0	0
NPO TUNNEL REPAIRS	122,181	0	15,819	10,000	15,819	0	0	0
PARKING LOT REPLACE-NPO	23,899	150,000	358,260	6,250	358,260	0	0	0
PSB INTAKE GARAGE DOORS REPL	0	0	0	0	0	120,000	120,000	120,000
PSB INTAKE GARAGE FLOOR RENOVN	0	0	35,000	0	35,000	0	0	0
PSB ROOF REPLACEMENT	0	0	12,633	0	12,633	0	0	0
PSB SIDEWALK REPAIRS	0	65,000	65,000	0	65,000	0	0	0
SMO BOILER REPLACEMENT	0	75,000	75,000	0	75,000	0	0	0
SOLAR INSTALLATION-BPNN	0	0	0	0	0	0	200,000	200,000
SOUTH MADISON HVAC REPLACEMENT	173,516	0	29,674	0	29,674	0	0	0
TELLURIAN FACILITY IMPROVEMNTS	0	0	0	0	0	62,000	62,000	62,000
VEHICLE REPLACEMENT	0	0	109,293	0	109,292	0	0	0
VERONA CAMPUS-CFS & GEOTHERMAL	0	0	550,000	0	550,000	150,000	150,000	150,000
VETS SERVICE OFFICE REMODEL	108,650	0	327,162	272,534	327,162	0	0	0
WEAPONS SCREENING X-RAY EQUIP	42,180	0	17,820	0	17,820	0	0	0
<b>INFORMATION MANAGEMENT</b>								
AUDIO/VISUAL CONFERENCING	0	0	0	0	0	625,000	625,000	625,000
AUTOMATION PROJECTS	152,227	150,000	708,788	208,379	708,788	350,000	350,000	350,000
CCB DATACENTER SITE	0	450,000	450,000	278	450,000	0	0	0
COMPUTER EQUIPMENT	(57,559)	75,000	406,434	212,309	406,434	700,000	700,000	700,000
CYBER SECURITY IMPROVEMENTS	137,640	75,000	367,477	78,117	367,477	120,000	120,000	120,000
DATA STORAGE UPGRADE	296,320	100,000	394,880	49,060	394,880	90,000	90,000	90,000
DISASTER RECOVERY SITE	4,992	0	3,278	0	3,278	60,000	60,000	60,000
FIBER NETWORK CONNECTIONS	61,975	225,000	487,349	79,492	487,349	275,000	275,000	275,000
MICROSOFT LICENSING PROJECT	982,576	125,000	725,056	584,233	725,056	3,460,000	3,460,000	3,460,000
NETWORK INFRASTRUCTURE UPGRADE	125,554	200,000	411,054	200,106	411,054	360,000	360,000	360,000
WIRELESS INFRASTRUCTURE UPGRDE	198	0	168,646	58,220	168,646	220,000	220,000	220,000
<b>PRINTING AND SERVICES</b>								
FIXED ASSET ADDITIONS-CAP BDGT	3,779	0	0	0	0	0	0	0
CONVENIENCE COPIER REPLACEMENT	243,869	250,000	256,131	44,572	256,131	0	0	0
FIXED ASSET ADDITIONS-CAP BDGT	(274,551)	(250,000)	(256,131)	0	(256,131)	0	0	0
PRESSROOM COPIER	54,171	0	0	0	0	0	0	0
FIXED ASSET ADDITIONS-CAP BDGT	0	0	(28,000)	0	(28,000)	0	0	0
VEHICLE REPLACEMENT	0	0	28,000	0	28,000	0	0	0
CUTTER	19,436	0	0	0	0	0	0	0
FIXED ASSET ADDITIONS-CAP BDGT	(19,436)	0	0	0	0	0	0	0
<b>PRETRIAL SERVICES</b>								
OFFICE FURNITURE	0	0	8,000	5,115	8,000	0	0	0
<b>CLERK OF COURTS</b>								
COURT/COMMISSIONER ROOM WIRING	9,194	0	42,806	27,553	42,806	0	0	0
PHONES REPLACEMENT	0	0	58,800	58,800	58,800	0	0	0
<b>FAMILY COURT SERVICES</b>								
CASE MANAGEMENT SOFTWARE	0	0	0	0	0	43,000	43,000	73,000
<b>MEDICAL EXAMINER</b>								
CT AREA REMODEL	30,000	550,000	580,000	12,000	580,000	150,000	150,000	150,000
LAPTOPS AND DOCKING STATIONS	0	0	17,333	0	17,333	0	0	0
RADIO EQUIPMENT REPLACEMENT	0	0	45,179	0	45,179	0	0	0
TABLETS	0	0	50,900	0	50,900	0	0	0
VEHICLES & EQUIPMENT	260,760	78,000	284,182	5,600	284,182	0	0	0

**COUNTY OF DANE  
2024 BUDGET**

Department Program Project	2022	2023				2024		
	Actual Expenditures	Adopted Budget	Expense As Modified	Actual Thru 6/30/23	Total Estimated Expenditures	Agency Request	Executive Recommended	Final Adopted
<b>DISTRICT ATTORNEY</b>								
COMPUTER EQUIPMENT	3,004	0	38,701	0	38,701	0	0	0
DESK TELEPHONES	812	0	33,688	0	33,688	0	0	0
DIGITAL MEDIA CLOUD STORAGE	0	0	100,000	0	100,000	0	0	0
DOOR TO SECURED STAIRWELL	0	0	5,000	0	5,000	0	0	0
LAPTOPS	2,446	0	34,100	0	34,100	0	0	0
OFFICE REMODEL	2,030	0	2,497,970	0	2,497,970	0	0	0
OFFICE REMODELING & FURNITURE	0	10,000	10,000	0	10,000	0	0	0
<b>SHERIFF</b>								
3D SCANNER	67,333	0	8,467	8,420	8,467	0	0	0
ACADIS READINESS SOFTWARE	0	72,400	72,400	0	72,400	0	0	0
AED REPLACEMENT	8,904	22,800	36,696	0	36,696	23,000	23,000	23,000
ATV REPLACEMENT MATE	20,312	0	0	0	0	0	0	0
BALLISTIC HELMETS	0	0	0	0	0	9,400	9,400	9,400
BERM MINING-FTC	0	0	0	0	0	143,000	143,000	143,000
BODY ARMOR	8,138	50,100	109,251	0	109,251	0	0	0
BODY CAMERA PILOT PROJECT	4,455	0	11,693	0	11,693	320,000	320,000	320,000
BODY SCANNER	0	0	0	0	0	48,000	48,000	48,000
CAMERA CSI UNIT	0	0	0	0	0	5,000	5,000	5,000
CARPET REPLACEMENT	0	0	0	0	0	150,000	150,000	150,000
CCB CELLBLOCK HOT WATER	0	0	0	0	0	250,000	250,000	250,000
CCB WESTSIDE SHOWERS	0	0	0	0	0	220,000	220,000	220,000
COMMISARRY INFRASTRUCTURE EXP	0	0	39,730	0	39,730	0	0	0
COMPUTER SOFTWARE & HARDWARE	34,664	60,000	173,866	4,040	173,866	60,000	60,000	60,000
CONVEYOR SYSTEM	175,000	0	0	0	0	0	0	0
DECONTAMINATION UNIT	0	0	27,500	0	27,500	0	0	0
DESIGN/CONSTRUCT PRECINCT	1,042,704	5,000,000	5,101,262	29,832	5,101,262	0	0	0
DIGITAL INTELL FORENSIC WORKST	6,300	0	0	0	0	0	0	0
DIVE EQUIPMENT	0	6,900	6,900	663	6,900	28,300	28,300	28,300
DUCT CLEANING CCB PSB	0	0	0	0	0	397,100	397,100	397,100
EQUIPMENT FOR VEHICLES	564,201	389,000	490,872	87,699	490,872	692,100	692,100	692,100
EVIDENCE ROOM PROJECT	10,022	0	0	0	0	0	0	0
FINGERPRINT SYSTEM REPLACEMENT	42,000	0	0	0	0	0	0	0
FLOCK CAMERA	0	0	0	0	0	66,000	66,000	66,000
FREEWAY SERVICE PATROL TRUCK	12,300	127,500	220,700	51,388	220,700	0	0	0
FST VEHICLE & EQUIPMENT	0	0	18,733	284	18,733	0	0	0
GAS MASKS	0	30,200	30,200	30,019	30,200	112,900	112,900	112,900
GLASS REPLACEMENT-PSB LOBBY	0	15,000	15,000	14,098	15,000	0	0	0
GPS TRACKING DEVICE	0	0	15,000	0	15,000	0	0	0
GUN LOCKER BOOKING GARAGE	8,146	0	0	0	0	0	0	0
HDU BOMB SUIT	36,000	0	0	0	0	0	0	0
IMPROVE WORK STATIONS	0	0	15,017	0	15,017	0	0	0
JAIL CLASSIFICATION SOFTWARE	0	122,200	122,200	0	122,200	0	0	0
JAIL CONSOLIDATION PROJECT	2,123,903	0	167,058,850	1,082,374	167,058,850	0	0	0
JAIL SPACE NEEDS ANALYSIS/PLAN	8,132	0	72,360	0	72,360	0	0	0
LASER REPLACEMENT	0	0	10,200	0	10,200	0	0	0
LESS LETHAL LAUNCHER	0	10,800	10,800	0	10,800	50,100	50,100	50,100
MDC AND RADAR UNITS	128,010	133,500	163,443	11,748	163,443	160,400	160,400	160,400
MENTAL HEALTH VEHICLES & EQUIP	0	191,000	191,000	0	191,000	0	0	0
MOTORCYCLE REPLACEMENT	0	0	17,100	12,729	17,100	0	0	0
MOTORCYCLE TRAILER	44,822	0	0	0	0	0	0	0
MOVEMENT INTERRUPT DEVICE	0	0	14,100	0	14,100	0	0	0
NIGHT VISION & THERMAL DEVICES	0	0	0	0	0	100,000	100,000	100,000
PATROL BOAT	7,514	293,300	306,356	111,235	306,356	0	0	0
POLYGRAPH OPERATOR EQUIPMENT	0	0	0	0	0	12,000	12,000	12,000
PRECINCT CHAIR REPLACEMENT	1,999	0	0	0	0	0	0	0
PSB BOOKING GARAGE DOORS	0	0	0	0	0	120,000	120,000	120,000
PURCHASE MIP RADIO COMPONENTS	0	200,000	200,000	0	200,000	0	0	0



**COUNTY OF DANE  
2024 BUDGET**

Department Program Project	2022	2023				2024		
	Actual Expenditures	Adopted Budget	Expense As Modified	Actual Thru 6/30/23	Total Estimated Expenditures	Agency Request	Executive Recommended	Final Adopted
<b>SHERIFF, cont.</b>								
RADIO SYSTEM REPLACEMENT	0	2,600,400	2,600,400	1,122,067	2,600,400	0	0	0
RADIO SYSTEM REPLACEMENT	2,400	0	11,572	0	11,572	0	0	0
RADIO SYSTEM REPLACEMENT SET	138,787	0	0	0	0	0	0	0
RANGE IMPROVEMENTS	0	0	0	0	0	56,300	56,300	56,300
REPLACE SKID STEER	0	0	0	0	0	80,000	80,000	80,000
REPLACEMENT FURNITURE	0	0	0	0	0	38,600	38,600	38,600
RESCUE SHIELDS	0	35,000	35,000	34,996	35,000	80,000	80,000	80,000
RESPIRATOR FIT TEST SYSTEM	0	0	9,800	8,708	9,800	0	0	0
RIFLE REPLACEMENT PROGRAM	0	0	0	1,271	0	34,500	34,500	34,500
SADDLEBROOK BLDG MODIFICATIONS	187	0	0	0	0	0	0	0
SADDLEBROOK SIDING & WINDOWS	88	0	335,912	197	335,912	0	0	0
SADDLEBROOK STORAGE FACILITY	5,965	0	0	0	0	0	0	0
SCBA EQUIPMENT	22,066	32,000	32,734	0	32,734	69,800	69,800	69,800
SECURITY UPDATE CRTHS & PSB	0	0	0	0	0	54,200	54,200	54,200
SPEED BOARD	0	20,000	20,000	0	20,000	0	0	0
SPILLMAN DISCIPLINARY MODULE	0	35,000	35,000	0	35,000	0	0	0
SPILLMAN SERVER/DATA MIGRATION	0	0	130,268	0	130,268	0	0	0
SQUAD VIDEO SYSTEM REPLACEMENT	3,725	151,500	338,132	0	338,132	0	0	0
TASER REPLACEMENT & SUPPLIES	0	0	0	0	0	716,000	716,000	716,000
TRAILER SET TEAM	0	0	0	0	0	5,300	5,300	5,300
TRAINING CENTER IMPROVEMENTS	166	0	254,880	0	254,880	0	0	0
TRT BODY ARMOR PLATES	11,169	0	0	0	0	0	0	0
TRT COMMUNICATION HEADSETS	44,680	0	0	0	0	0	0	0
UAV VEHICLE CHANGEOVER	0	0	0	0	0	32,000	32,000	32,000
UNMANNED AERIAL VEHICLE	0	29,200	29,200	27,345	29,200	26,000	26,000	26,000
VEHICLE & EQUIPMENT REPLACEMENT	539,445	842,000	1,534,524	630,881	1,534,524	1,714,700	1,714,700	1,714,700
VIDEO SURVEILLANCE UPGRADE	0	0	35,805	0	35,805	0	0	0
WORKSTATION & CHAIRS CIVIL	28,834	0	0	0	0	0	0	0
<b>PUBLIC SAFETY COMMUNICATIONS</b>								
ARCGIS SOFTWARE	0	0	53,900	0	53,900	0	0	0
BACK UP CENTER EQUIPMENT	0	0	45,038	0	45,038	0	0	0
BACKUP DATA STORAGE	0	0	0	0	0	75,000	75,000	75,000
CAD & RELATED SYSTEMS REPLACE	(1,995)	0	40,956	0	40,956	0	0	0
CAD REHOST	0	400,000	400,000	238,734	400,000	0	0	0
CENTER EXPANSION DESIGN	186,818	0	257,720	78,826	257,720	0	0	0
COMPUTER MONITOR REPLACEMENT	0	25,000	25,000	2,010	25,000	0	0	0
DASHBOARD REPORTING TOOL	0	0	28,981	0	28,981	0	0	0
DISPATCH CHAIR REPLACEMENTS	2,200	5,000	5,000	0	5,000	0	0	0
DISPATCH FURNITURE REPLACEMENT	2,537	0	57,822	12,182	57,822	0	0	0
FIRE SUPPRESSION	0	0	24,025	0	24,025	0	0	0
HEADSET REPLACEMENTS	5,789	8,500	8,500	2,495	8,500	0	0	0
KVM SWITCH REPLACEMENT	0	0	0	0	0	40,000	40,000	40,000
OEC GRANT EXPENSE-CAPITAL	0	0	77,461	0	77,461	0	0	0
PSC BUILDING	0	770,000	770,000	0	770,000	36,472,400	36,472,400	36,472,400
RADIO MICROWAVE REPLACEMENT	0	1,200,000	1,200,000	0	1,200,000	0	0	0
RADIO SYSTEM REPLACEMENT	623,318	0	147,984	0	147,984	0	0	0
REPLACE 9-1-1 TELEPHONE SYSTEM	10,701	0	162,311	3,779	162,311	0	0	0
REPLACE COMPUTER WORKSTATIONS	3,625	0	14,288	0	14,288	0	0	0
REPLACE DANECOM SITE BATTERIES	0	120,000	235,000	0	235,000	250,000	250,000	250,000
SOLACOM PHONE REFRESH	0	845,000	845,000	416,077	845,000	0	0	0
UPS BATTERY REPLACEMENT	0	0	0	0	0	35,000	35,000	35,000
UPS CAPACITOR REPLACEMENTS	6,349	0	0	0	0	8,000	8,000	8,000
VIRTUAL CAD WORKSTATIONS	1,345	0	98,655	90,853	98,655	100,000	100,000	100,000

**COUNTY OF DANE  
2024 BUDGET**

Department Program Project	2022	2023				2024		
	Actual Expenditures	Adopted Budget	Expense As Modified	Actual Thru 6/30/23	Total Estimated Expenditures	Agency Request	Executive Recommended	Final Adopted
<b>EMERGENCY MANAGEMENT</b>								
COMMUNICATIONS INTEROPER EQUIP	39,568	0	0	0	0	0	0	0
EMERGENCY MANAGEMNT RELOCATION	3,612,115	0	1,785,155	344,105	1,785,155	0	0	0
MECHANICAL CPR DEVICES	50,661	0	0	0	0	0	0	0
SIREN SYSTEM REPLACEMENT	0	3,000,000	3,000,000	0	3,000,000	0	0	0
UNMANNED AERIAL VEHICLE	11,977	0	0	0	0	0	0	0
VEHICLE REPLACEMENT	0	0	48,000	0	48,000	0	0	0
<b>JUVENILE COURT</b>								
DETENTION VIDEO/LIGHTS	0	0	59,931	0	59,931	0	0	0
HAND HELD RADIO REPLACEMENT	0	43,400	43,400	11,715	43,400	0	0	0
REPLACEMENT EQUIP-DETENTION	2,822	0	0	0	0	15,000	15,000	15,000
SHELTER HOME UPDATES	8,417	0	36,583	7,618	36,583	55,000	55,000	55,000
SHELTER HOME VAN REPLACEMENT	0	0	50,093	40,726	50,093	0	0	0
<b>HUMAN SERVICES</b>								
<u>BADGER PRAIRIE-CAPITAL PROJECTS</u>								
ASCOM PHONE UPGRADE	0	46,100	46,100	0	46,100	0	0	0
BPHCC BOILERS REPLACEMENT	0	0	150,000	6,916	150,000	0	0	0
BPHCC FRONT LAWN PRAIRIE REST	0	0	18,500	0	18,500	0	0	0
BPHCC RESIDENT FLOORNG REPLACE	16,650	0	333,350	19,425	333,350	75,000	75,000	75,000
BPHCC WALL PROTECTION DINING	0	0	75,000	0	75,000	0	0	0
COVID CARE AREA - BPHCC	32,693	0	0	0	0	0	0	0
FIXED ASSET ADDITIONS-CAP BDGT	0	(136,600)	(1,270,540)	0	(1,270,540)	(403,000)	(628,000)	(628,000)
JACE CONTROL REPLACEMENT	37,849	0	0	0	0	0	0	0
LED LIGHTING UPGRADES	13,862	0	0	0	0	0	0	0
NURSE CALL SYSTEM	73,239	0	0	0	0	0	0	0
PARKING LOT REPLACEMENT-BPHCC	0	0	325,500	2,750	325,500	0	225,000	225,000
RATED DOOR REPLACEMENT	0	0	43,369	0	43,369	0	0	0
RESIDENT CARE EQUIPMENT/IMPRVM	6,296	90,500	181,921	0	181,921	115,000	115,000	115,000
RESTROOM RENOVATION/UPGRADE	0	0	0	0	0	45,000	45,000	45,000
SERVING KITCHENS	0	0	96,800	0	96,800	0	0	0
VEHICLE REPLACEMENT	0	0	0	0	0	168,000	168,000	168,000
<u>HUMAN SERVICES CAPITAL PROJECTS</u>								
ADDICTION RECOVERY HOUSE	0	2,500,000	3,000,000	0	3,000,000	0	0	0
AFFORDABLE HOUSING DEVEL FUND	0	10,000,000	18,968,224	3,135,000	18,968,224	5,000,000	5,000,000	15,000,000
BEACON EQUIPMENT PURCHASE	0	0	0	0	0	13,200	13,200	13,200
CRISIS TRIAGE CENTER	0	0	10,000,000	0	10,000,000	0	0	0
DANE COUNTY HOUSING AUTHORITY	463,321	0	2,536,679	0	2,536,679	0	0	0
DCHA HABITAT GRANT	0	0	0	0	0	0	0	2,000,000
DOCUMENT MANAGEMENT SOLUTION	0	0	700,000	0	700,000	0	0	0
FAIR CHANCE HOUSING FUND	0	4,000,000	4,000,000	0	4,000,000	0	0	0
FAMILIES BACK TO THE TABLE PUR	743,099	0	6,901	0	6,901	0	0	0
FARM WORKER HOUSING FUND	0	0	0	0	0	0	0	8,000,000
FITCHBURG TEEN CENTER	0	0	0	0	0	0	0	1,000,000
FOURTEEN02 PARK AFFORDABLE HOU	0	0	1,350,000	0	1,350,000	0	0	0
HOTEL CONVERSION	0	0	2,000,000	0	2,000,000	0	0	0
HOTEL CONVERSION-BORROWED	0	0	3,250,000	0	3,250,000	0	0	0
IT NETWORK CLOSET UPGRADES	0	0	18,426	0	18,426	0	0	0
JOB CENTER CARPET REPLACEMENT	0	0	48,743	0	48,743	0	0	0
JOB CENTER CUBICLES	129,634	0	465,588	129,798	465,588	0	0	0
REHAB OF DAY RESOURCE CENTER	0	0	75,000	0	75,000	0	0	0
SALVATION ARMY DEVELOPMNT PROJ	1,170,000	0	130,000	0	130,000	0	0	0
SOFTWARE CUSTOMIZATION & IMPLM	0	80,000	80,000	0	80,000	0	0	0
ST JOHNS HOUSING PROJECT	0	0	0	0	0	0	0	1,350,000
TINY HOUSE PROJECT	0	0	500,000	0	500,000	0	0	0
TINY HOUSE PROJECT-BORROWED	0	0	1,000,000	0	1,000,000	0	0	0
TRIAGE CENTER PLANNING	0	0	201,400	0	201,400	0	0	0
VEHICLE REPLACEMENT	56,700	200,000	267,843	162,350	267,843	0	0	0
WESTGATE AFFORDABLE HOUSNG PRJ	0	0	2,000,000	0	2,000,000	0	0	0

**COUNTY OF DANE  
2024 BUDGET**

Department Program Project	2022	2023				2024		
	Actual Expenditures	Adopted Budget	Expense As Modified	Actual Thru 6/30/23	Total Estimated Expenditures	Agency Request	Executive Recommended	Final Adopted
<b>PLANNING &amp; DEVELOPMENT</b>								
OFFICE IMPROVEMENTS	2,149	0	0	0	0	0	0	0
PERMIT/TAX/ASSESSMENT SYSTEM	119,184	0	1,069,860	72,384	1,069,860	0	0	0
RE-MONUMENTATION PROJECT	125,300	225,000	752,105	0	752,105	0	0	0
<b>LAND &amp; WATER RESOURCES</b>								
BEACH ALERT MODEL	0	0	50,000	0	50,000	0	0	0
BICYCLE WAYFINDING SYSTEM DEV	0	0	21,445	0	21,445	0	0	0
BIKE GRANT PROGRAM	0	0	431,250	213,087	431,250	0	0	0
BLACK EARTH CREEK RESTORATION	17,363	0	132,637	50,414	132,637	1,750,000	1,750,000	1,750,000
BREWERY DITCH BRIDGE	43,100	0	0	0	0	0	0	0
CARBON SAMPLING EQUIPMENT	0	100,000	100,000	66,162	100,000	0	0	0
CHEROKEE LK REHAB EXPENSE	0	0	30,631	0	30,631	0	0	0
COMPOSTING FEASIBILITY STUDY	0	0	200,000	0	200,000	0	0	0
CONSERVATION PLANNING SYSTEM	0	0	409,089	60,803	409,089	0	0	0
COST SHARE-BEACH IMPROVEMENTS	0	0	74,691	0	74,691	0	0	0
DANE 6 MSD 2 BRIDGE	0	0	95,065	0	95,065	0	0	0
DEMO FARM FIELD MONITORING EQ	0	300,000	300,000	0	300,000	0	0	0
FEMININE HYGIENE PRODUCT DISP	4,657	0	2,615	0	2,615	0	0	0
FISH LAKE DEMOLITION	19,014	150,000	280,986	17,442	280,986	0	0	0
FRIENDS GROUP GRANT PROGRAM	55,545	50,000	118,454	0	118,454	0	0	0
GLACIAL DRUMLIN TRAIL	0	0	249,385	0	249,385	0	0	0
GLM NAWCA	0	0	83,000	37,000	83,000	0	0	0
HERITAGE CENTER ROOF REPLACE	2,335	0	0	0	0	0	0	0
LAKE PRESERVATION & RENEWAL FD	0	0	1,463,579	0	1,463,578	0	0	0
LOWER YAHARA RIVER TRAIL	0	0	1,438,495	(210,253)	1,438,495	0	0	0
LOWER YAHARA RIVER TRAIL PH II	117,332	2,000,000	8,571,892	3,607	8,571,892	0	0	0
LUSSIER PARK ROAD STUDY	0	100,000	100,000	0	100,000	0	0	0
MARTINSON SPRING CREEK BRIDGE	36,600	0	0	0	0	0	0	0
MUD LAKE AERATION	0	0	11,977	0	11,977	0	0	0
OPERATIONS FACILITY ACQUISITIO	531	0	0	0	0	0	0	0
PARC FLOOD GRANT PROGRAM	105,000	0	703,421	0	703,421	0	0	0
PARTNERSHIP FOR REC & CONSERV	125,000	500,000	1,018,700	53,011	1,018,700	0	0	0
PHEASANT BRANCH FLOOD CLEANUP	0	0	400,000	0	400,000	0	0	0
POS-ASSESS BEACH WATER QUALITY	0	0	11,234	0	11,234	0	0	0
ROBERTSON ROAD IMPROVEMENTS	398,289	0	976,823	33,806	976,823	0	0	0
SCHEIDEGGER COMMUNITY FOREST	0	0	10,171	0	10,171	0	0	0
SCHUMACHER FARM IMPROVEMENTS	0	0	200,000	24,651	200,000	0	0	0
SILVERWOOD CO PARK DEVELOPMENT	(2,557)	0	0	0	0	0	0	0
SNOWMOBILE BRDGE#28 LEUTTEN CK	0	0	83,000	0	83,000	0	0	0
SNOWMOBILE BRDGE#29 LEUTTEN CK	0	0	83,000	0	83,000	0	0	0
SOLAR PARK PERMIT STATIONS	59,000	0	0	0	0	0	0	0
SPRING VALLEY CREEK BRIDGE	49,300	0	0	0	0	0	0	0
SUGAR RIVER CONNECTOR TRAIL	0	0	194,784	0	194,784	0	0	0
SUGAR RIVER NRA DEVELOPMENT	0	0	40,657	0	40,657	0	0	0
SW NAWCA ACQUISITION	0	0	200,000	0	200,000	0	0	0
TENNEY DAM ELEVATION	0	0	281,726	0	281,726	0	0	0
TOKEN CREEK PARK IMPROVEMENTS	247,774	750,000	852,226	127,633	852,226	0	0	0
TRAIL RESTORATION PROJECTS	0	0	96,080	4,769	96,080	0	0	0
TREE EQUITY INITIATIVE	9,858	0	142	0	142	0	0	0
VEHICLE & EQUIPMENT REPLACEMNT	631,435	966,000	1,419,244	281,569	1,419,244	1,300,000	1,300,000	1,300,000
VOIT FARM EASEMENT	0	0	500,000	0	500,000	0	0	0
WALKING IRON WLA RESTORATION	17,664	0	559,386	199,348	559,386	0	0	0
WATERFOWL STAMP GRANT	37,650	0	12,350	12,350	12,350	0	0	0
WAUCHEETA TRAIL	0	925,000	925,000	0	925,000	0	0	0
WM G LUNNEY LAKE FARM IMPRVMTS	0	0	150,000	0	150,000	0	0	0
YAHARA CLEAN IMPLEMENTATION	160,718	750,000	2,750,481	209,469	2,750,481	500,000	500,000	500,000
YAHARA RIVER FLOW ENHANCEMENT	2,405,253	3,000,000	8,457,744	409,205	8,457,744	1,000,000	1,000,000	1,000,000

**COUNTY OF DANE  
2024 BUDGET**

Department Program Project	2022	2023				2024		
	Actual Expenditures	Adopted Budget	Expense As Modified	Actual Thru 6/30/23	Total Estimated Expenditures	Agency Request	Executive Recommended	Final Adopted
<b>LAND &amp; WATER RESOURCES, cont.</b>								
<u>LEWIS-LUNNEY FUND</u>								
ACCESSIBLE SHOREFISHING IMPVTS	39,613	300,000	546,453	31,589	546,453	1,500,000	1,500,000	1,500,000
ANDERSON FARM DOG PARK	816	0	0	0	0	0	0	0
ANDERSON PROPERTY STABILIZATION	0	0	16,089	0	16,089	0	0	0
BADGER PRAIRIE PARK IMPROVEMTS	0	0	52,580	0	52,580	0	0	0
BIKE/PED BRIDGE-N MENDOTA	0	0	14,800	0	14,800	0	0	0
BLACK EARTH CONNECTOR CORRIDOR	0	0	855,000	0	855,000	0	0	0
BRIGHAM PK SHELTER PARKING LOT	0	100,000	100,000	0	100,000	0	0	0
BRIGHAM PRK RESTROOM & SHOWERS	0	0	0	0	0	0	0	250,000
CAP CITY TO GLACIAL DRUMLIN TR	2,510	0	132,496	0	132,496	0	0	0
CAPITAL TRAIL REHAB	0	0	1,285,884	0	1,285,884	0	0	0
CULTURAL FEATURE INTRPRETATION	0	0	0	0	0	100,000	100,000	100,000
DOG PARK IMPROVEMENTS	0	50,000	50,000	0	50,000	0	0	0
EAB TREE PLANTING	2,414	0	0	0	0	0	0	0
FISH LAKE BOAT LAUNCH RELOCATE	0	0	20,863	0	20,863	0	0	0
HERITAGE CENTER IMPROVEMENTS	94,647	300,000	307,000	24,024	307,000	0	0	0
ICE AGE TRAIL ACCESS & DEV	0	0	300,000	0	300,000	0	0	0
MCCARTHY PARK IMPROVEMENTS	391,661	0	449,236	59,739	449,236	0	0	0
MENDOTA PARK IMPROVEMENTS	0	1,465,000	1,465,000	0	1,465,000	0	0	0
MENDOTA PRK STRMWTR & ELEC IMP	0	0	30,000	0	30,000	0	0	0
NEW PROPERTY STABILIZATION	78,144	350,000	628,564	94,804	628,564	350,000	350,000	350,000
NORTH MENDOTA BIKE/PED TRAIL	346,654	0	1,217,890	77,916	1,217,890	0	0	0
PARK ACCESSIBILITY IMPROVEMNTS	34	0	599,966	0	599,966	0	0	500,000
PARK IMPROVEMENT PROJECTS	414,899	400,000	514,225	148,510	514,225	400,000	400,000	400,000
PARKS STORMWATER IMPROVEMENTS	0	0	175,000	0	175,000	0	0	0
PHEASANT BRANCH DEMO & RESTORE	0	0	125,415	0	125,415	0	0	0
PICNIC TABLES/GRILLS/CAMP FIXT	29,504	25,000	28,307	23,850	28,307	25,000	25,000	25,000
RILEY DEPPE GRANT	0	0	100,000	0	100,000	0	0	0
SALMO POND RESTROOM & PARKING	108,654	0	622	0	622	0	0	0
STEWART LK TRL BRIDGE REPLACE	0	130,000	130,000	0	130,000	0	0	0
STEWART RESTROOM REPLACEMENT	0	0	0	0	0	100,000	100,000	100,000
TOKEN CREEK BOARDWALK	0	0	25,270	0	25,270	0	0	0
WISCONSIN RIVER TRAIL CROSSING	0	0	2,077,023	236,938	2,077,022	11,000,000	11,000,000	11,000,000
<u>DANE COUNTY CONSERVATION FUND</u>								
BOLEY TRUST EXPENDITURES	0	0	248,470	150	248,470	0	0	0
DANE COUNTY CONSERVATION FUND	4,408,683	15,000,000	15,849,558	5,371,878	15,849,558	10,000,000	10,000,000	10,000,000
SAN DAMIANO PURCHASE	2,000,000	0	0	0	0	0	0	0
<u>LAND &amp; WATER LEGACY FUND</u>								
ACEP MATCHING PROGRAM	0	300,000	300,000	0	300,000	0	0	0
BADGER MILL CREEK	26,638	0	436,050	187,999	436,050	0	0	0
BUOYS & LIGHTS	8,684	7,500	7,500	0	7,500	10,000	10,000	10,000
CARP REMOVAL & SEDIMENT REDUCT	3,080	0	98,096	0	98,096	0	0	0
CHAPTER 14 ENFORCEMENT	6,774	0	127,273	127,273	127,273	0	0	0
CHAPTER 49 IMPLEMENTATION	0	0	500,000	31,606	500,000	0	0	0
CLEAN BEACH GRANT PROGRAM	22,389	0	220,590	657	220,590	0	0	0
CLEAN SHORE PILOT	0	0	13,470	0	13,470	0	0	0
COMMUNITY MANURE STORAGE	0	0	252,728	0	252,728	0	0	0
CONSERVATION PRACTICE IMLEMNT	220,165	750,000	1,279,835	115,900	1,279,835	500,000	500,000	500,000
DANE COUNTY CRP	1,292,246	2,500,000	5,057,208	399,080	5,057,208	1,000,000	1,000,000	1,000,000
DOOR CREEK RESTORATION	0	0	200,000	0	200,000	0	0	0
FISH LAKE FLOOD STUDY	0	0	100,000	0	100,000	0	0	0
FLOOD LAND ACQUISITION	0	0	7,203,887	0	7,203,887	0	0	0
LAKE MGMT REPAIR PARTS INV	19,799	75,000	80,530	5,790	80,530	150,000	150,000	150,000
LAKE MONITORING BUOY	1,326	0	19,383	0	19,383	0	0	0
LEGACY SEDIMENT REMOVAL	982,949	3,000,000	11,668,075	17,292	11,668,075	0	0	0
LOWR CHEROKEE-YAH RIVER OUTLET	0	0	39,800	0	39,800	0	0	0
MANURE TREATMNT FEASBLTY STUDY	0	3,000,000	3,000,000	5,354	3,000,000	0	0	0
MANURE WATER TREATMENT	0	0	399,963	0	399,963	0	0	0
MONONA BAY WATERSHED IMPLEMENT	0	0	300,000	0	300,000	0	0	0
SEDIMENT CONTROL PROJECT	0	0	23,995	0	23,995	0	0	0

**COUNTY OF DANE  
2024 BUDGET**

Department Program Project	2022	2023				2024		
	Actual Expenditures	Adopted Budget	Expense As Modified	Actual Thru 6/30/23	Total Estimated Expenditures	Agency Request	Executive Recommended	Final Adopted
<b>LAND &amp; WATER RESOURCES, cont.</b>								
<u>LAND &amp; WATER LEGACY FUND, cont.</u>								
STORMWATER CONTROLS	206,150	750,000	7,418,217	1,286,229	7,418,217	0	0	0
STREAMBANK EASEMENTS	0	0	88,519	0	88,519	0	0	0
STREAMBANK PROTECTION	0	0	494,366	0	494,366	0	0	0
SUGAR RIVER RESTORATION	0	0	100,274	0	100,274	0	0	0
TENNEY BREAKWALL ANALYSIS	0	0	193,150	0	193,150	0	0	0
WARM WATER STREAM EASEMNT PLAN	0	0	23,800	0	23,800	0	0	0
WETLAND RESTORATION PLANNING	0	0	20,000	0	20,000	0	0	0
YAHARA CLEAN HC REMEDIATION	0	0	2,000,000	0	2,000,000	0	0	0
YAHARA CLEAR LAKES - REHAB	0	0	136,906	0	136,906	0	0	0
YAHARA RIVER INFOS MODEL DEVEL	1,472	0	18,713	3,000	18,713	0	0	0
<b>LIBRARY</b>								
READMOBILE REPLACEMENT	0	400,000	400,000	0	400,000	0	0	0
<b>PUBLIC WORKS, HIGHWAY &amp; TRANSPORTATION</b>								
<u>PARKING RAMP</u>								
RAMP PAY STATION UPGRADE	0	0	0	0	0	20,000	20,000	20,000
RAMP RENOVATION	2,860,137	8,500,000	12,065,265	1,175,131	12,065,265	0	0	5,500,000
<u>SUSTAINABILITY</u>								
SMART FUND	84,325	0	735,199	42,434	735,199	0	0	0
<u>CTH CONSTRUCTION</u>								
BIKE CROSSINGS	0	0	28,366	0	28,366	0	0	0
CAPITAL BUDGET - CLOSED OUT	125	0	89,860	0	89,860	0	0	0
CONDUIT INSTALLATION	0	0	270,000	0	270,000	0	0	0
CTH A - DEER CREEK BRIDGE	2,505	0	57,824	0	57,824	0	0	0
CTH AB-CTH MN TO 12	0	0	696,421	0	696,421	100,000	100,000	100,000
CTH AB-MONONA DR-STOUGHTON RD	0	0	148,277	0	148,277	0	0	0
CTH A-BRIDGE B130056	0	21,000	21,000	0	21,000	49,000	49,000	49,000
CTH A-BRIDGE B-13-055	9,964	0	290,698	18,646	290,698	0	0	0
CTH A-BRIDGE B130950	0	16,000	16,000	0	16,000	155,000	155,000	155,000
CTH AB-USH 51 TO CTH MN	1,762,205	0	187,795	56,185	187,795	0	0	0
CTH AB-YAHARA RIVER BRIDGE	874	0	0	0	0	0	0	0
CTH A-CTH D TO CTH MM	47,364	0	922,383	0	922,383	0	0	0
CTH A-CTH G TO CTH 92	0	25,000	25,000	0	25,000	0	0	0
CTH A-STH 69 TO CTH D	0	0	0	0	0	20,000	20,000	20,000
CTH A-USH 14 TO CTH 138	0	4,000,000	4,000,000	90,217	4,000,000	0	0	0
CTH A-VINEY BRIDGE	0	0	49,034	0	49,034	0	0	0
CTH BB - DAMASCUS TO BUSS	16,988	0	243,134	0	243,134	0	0	0
CTH BB-BRIDGE P130032	0	19,000	19,000	355	19,000	200,000	200,000	200,000
CTH BB-BUSS TO SPRECHER	483,568	0	1,026,432	0	1,026,432	0	0	0
CTH BB-I39 TO SPRECHER	17,138	0	208,964	0	208,964	0	0	0
CTH BB-MONONA DR 12/18 TO BW	400	0	261,531	0	261,531	0	0	0
CTH BB-STH 73 TO ECOL	0	2,123,000	2,123,000	324,854	2,123,000	0	0	0
CTH B-CTH MM TO USH 51	2,800	0	680,954	0	680,954	0	0	0
CTH B-USH 51 TO CTH N	0	1,500,000	1,500,000	3,847	1,500,000	0	0	0
CTH BW-FRAZIER TO USH 12-18	1,210,815	0	(0)	0	(0)	0	0	0
CTH CC-ASH ST TO CTH D	0	0	500,000	0	500,000	0	0	0
CTH C-STH 19 INTERSECTION	0	0	205,000	0	205,000	0	0	0
CTH CV-DARWIN TO TENNYSON	0	0	153,308	0	153,308	0	0	0
CTH CV-GOVERNMENT RD TO 51	0	1,250,000	1,750,000	0	1,750,000	0	0	0
CTH CV-STH 19 TO VINBURN	0	100,000	100,000	0	100,000	0	0	0
CTH D-MCKEE RD TO GREENWAY CR	0	0	1,908,796	0	1,908,796	0	0	0
CTH DM-MORRISONVILLE TO NCL	4,457	0	0	0	0	0	0	0
CTH E-BRIDGE P-13-0901	11,022	0	202,876	5,948	202,876	0	0	0
CTH F - PECULIAR BRIDGE	1,203	0	14,397	0	14,397	0	0	0
CTH F-BOOTH BRIDGE	(1,006)	0	116,600	0	116,600	0	0	0
CTH F-CTH ID TO CTH F NORTH	0	0	0	0	0	650,000	650,000	650,000
CTH FF - WCOL TO CTH F	0	0	51,868	0	51,868	0	0	0
CTH F-USH 18/151 TO CTH ID	0	0	0	0	0	300,000	300,000	300,000

**COUNTY OF DANE  
2024 BUDGET**

Department Program Project	2022	2023				2024		
	Actual Expenditures	Adopted Budget	Expense As Modified	Actual Thru 6/30/23	Total Estimated Expenditures	Agency Request	Executive Recommended	Final Adopted
<b>PUBLIC WORKS, HIGHWAY &amp; TRANSPORTATION</b>								
<b>CTH CONSTRUCTION, cont.</b>								
CTH G-BRIDGE B130028	0	175,000	200,000	0	200,000	0	0	0
CTH G-BRIDGE B130038	0	0	0	0	0	300,000	300,000	300,000
CTH G-BRIDGE B130039	0	205,000	225,000	0	225,000	0	0	0
CTH G-BRIDGE B130040	0	140,000	160,000	0	160,000	0	0	0
CTH G-CTH A EAST TO STH 92	0	0	0	0	0	2,400,000	2,400,000	2,400,000
CTH G-STH 92 TO USH 18-151	0	0	149,098	0	149,098	0	0	0
CTH I 19 TO CH V	0	0	161,881	0	161,881	0	0	0
CTH J BRIDGE B-13-178	0	0	97,654	0	97,654	0	0	0
CTH J-CTH JJ TO CTH F	238,434	0	11,566	0	11,566	0	0	0
CTH J-CTH S TO OLD MILITARY	0	960,000	960,000	119,369	960,000	0	0	0
CTH J-CTH S TO STH 78	1,091,869	0	38,131	0	38,131	0	0	0
CTH JG-BRIDGE B-13-0069	5,470	0	224,530	77,522	224,530	0	0	0
CTH JG-MT HOREB NVL TO CTH ID	0	0	0	0	0	20,000	20,000	20,000
CTH JJ-BRIDGE P130918	0	0	0	0	0	50,000	50,000	50,000
CTH J-MICKELSON B-13-178	(7,656)	0	409,268	0	409,268	0	0	0
CTH K-CTH P TO RIPP RD	0	0	0	0	0	1,200,000	1,200,000	1,200,000
CTH KP-BRIDGE B-13-0215	11,522	0	543,881	5,985	543,881	0	0	0
CTH KP-GARFOOT CR BOX CULVERT	0	0	0	0	0	60,000	60,000	60,000
CTH KP-STH 19 TO USH 12	0	0	0	0	0	700,000	700,000	700,000
CTH KP-USH 14 TO STH 19	600	0	354,746	0	354,746	0	0	0
CTH M-BR 0046 & BRANCH INTER	0	0	500,000	0	500,000	575,000	575,000	575,000
CTH M-CAINE RD INTERSECTION	0	0	40,000	0	40,000	0	0	0
CTH M-CROSS COUNTRY TO CTH PD	0	0	48,283	0	48,283	0	0	0
CTH M-CTH PB INTERSECTION	104,730	0	5,270	0	5,270	0	0	0
CTH M-CTH Q TO STH 113	359,061	3,700,000	15,992,277	923,727	15,992,276	0	0	0
CTH M-CTH Q/ALLEN INTERSECTION	0	0	0	0	0	25,000	25,000	25,000
CTH MC-WINGRA CREEK TO US12/18	0	170,000	170,000	0	170,000	0	0	0
CTH MM - WOLFE ST TO SPRING ST	128,123	200,000	1,932,666	87,527	1,932,666	0	0	0
CTH MM-MCCOY RD TO USH 12/18	0	60,000	60,000	0	60,000	0	0	0
CTH MM-SIGNALS AT MCCOY & LACY	161,573	0	252,377	4,393	252,377	0	0	0
CTH MM-USH 12/18 TO CTH MC	0	55,000	55,000	0	55,000	0	0	0
CTH MM-USH 14 TO MCCOY RD	0	0	0	0	0	2,640,000	2,640,000	2,640,000
CTH MN-BRIDGE B130953	0	16,000	16,000	0	16,000	55,000	55,000	55,000
CTH MN-HOLSCHER RD TO CTH AB	9,285	0	667,276	0	667,276	0	0	0
CTH MN-US 51 TO LONG ST	0	0	26,627	0	26,627	0	0	0
CTH MN-WILLIAMS TO CTH N	580,708	0	0	0	0	0	0	0
CTH MS-CAYUGA TO ALLEN	0	0	77,217	0	77,217	0	0	0
CTH M-VALLEY VIEW TO CROSS COU	1,810,590	0	750,238	0	750,238	0	0	0
CTH N - MCCARTHY BRIDGE	841	0	619,731	0	619,731	0	0	0
CTH N-BRIDGE B130042	0	0	0	0	0	215,000	215,000	215,000
CTH N-BRIDGE B130081	0	19,000	19,000	0	19,000	221,000	221,000	221,000
CTH N-CTH TT TO 3400' N OF TT	0	0	100,000	0	100,000	0	0	0
CTH N-RILEY BRIDGE	0	0	210,393	0	210,393	0	0	0
CTH N-SCOL TO DUNKIRK AVE	2,205,872	0	4,128	101	4,128	0	0	0
CTH P - CTH K TO USH 12	0	0	38,282	0	38,282	0	0	0
CTH P-CTH PD TO CTH S	0	0	500,000	0	500,000	0	0	0
CTH PD-MAPLE GROVE TO M	0	0	836,770	0	836,770	0	0	0
CTH PD-WOODS RD TO CTH M	0	0	156,587	82	156,587	0	0	0
CTH P-PINE BLUFF TO 14	(1,106)	0	404,135	0	404,135	0	0	0
CTH PQ-BRIDGE B130072	0	26,000	26,000	0	26,000	20,000	20,000	20,000
CTH PQ-STH 73 TO CAMBRIDGE WV	0	0	0	0	0	15,000	15,000	15,000
CTH PQ-USH 12 TO WV	0	0	73,506	0	73,506	0	0	0
CTH P-USH 14 TO NVL	0	0	187,841	0	187,841	0	0	0
CTH S-P TO TIMBER	0	0	569,882	0	569,882	0	0	0
CTH S-PIONEER TO PLEASANT VIEW	0	500,000	500,000	355,972	500,000	0	0	0
CTH TT-BRIDGE B130207	0	20,000	20,000	0	20,000	45,000	45,000	45,000
CTH TT-CTH T TO CTH NCTH TT-CT	0	0	211,345	0	211,345	0	0	0
CTH T-THOMPSON TO CTH TT	4,246	0	358,953	0	358,953	0	0	0

**COUNTY OF DANE  
2024 BUDGET**

Department Program Project	2022	2023				2024		
	Actual Expenditures	Adopted Budget	Expense As Modified	Actual Thru 6/30/23	Total Estimated Expenditures	Agency Request	Executive Recommended	Final Adopted
<b>PUBLIC WORKS, HIGHWAY &amp; TRANSPORTATION, cont.</b>								
CTH U-USCOL TO SCOL	1,241,195	0	0	0	0	0	0	0
CTH V BRIDGE W/ V DEFOREST	0	0	31,724	0	31,724	0	0	0
CTH V-113 TO CTH I	662,813	0	160,085	2,981	160,085	0	0	0
CTH V-CTH KP TO STH 113	352,591	0	1,622,409	216,416	1,622,409	0	0	0
CTH V-CTH N TO CTH VV NORTH	0	0	0	0	0	55,000	55,000	55,000
CTH V-CTH VV NORTH TO USH 151	0	40,000	40,000	0	40,000	0	0	0
CTH V-MAIN ST TO NELSON CT	0	0	0	0	0	450,000	450,000	450,000
CTH V-SNOWY OWL TO CTH N	0	0	900,000	0	900,000	0	0	0
CTH X-CTH N TO CTH A	482,699	0	0	0	0	0	0	0
CTH Y-12 TO KP	0	0	117,113	0	117,113	0	0	0
CTH Y-BRIDGE B130026	0	280,000	315,000	0	315,000	70,000	70,000	70,000
CTH Y-BRIDGE B-13-0589	10,124	0	201,292	9,434	201,292	0	0	0
CTH Y-CTH KP TO NCOL	0	0	0	0	0	3,750,000	3,750,000	3,750,000
CTH Z-STH 78 TO USH 151	0	0	144,653	0	144,653	0	0	0
<b>FLEET &amp; FACILITIES</b>								
HIGHWAY CULVERT REPLACEMENTS	418,977	0	1,166,387	2,666	1,166,387	1,000,000	1,000,000	1,000,000
ALBION SALT SHED	0	0	280,214	0	280,214	0	0	0
ALBION STORAGE BUILDING	94,539	50,000	146,403	0	146,403	0	0	0
ATTENUATOR	249,518	720,000	818,482	487,473	818,482	360,000	360,000	360,000
BRINE SYSTEM	18,539	192,000	240,880	0	240,880	0	0	0
BRINE TRAILER	0	0	0	0	0	145,000	145,000	145,000
BRINE TRUCK	17,175	0	(0)	0	0	0	0	0
BULLDOZERS	0	0	0	0	0	204,700	204,700	204,700
CHIP SPREADER	0	0	460,000	440,482	460,000	0	0	0
CNG 2-TON UTILITY TRUCKS	0	500,000	500,000	409,242	500,000	0	0	0
CNG DEFUELER/REFUELER	0	0	160,000	0	160,000	0	0	0
CNG FUELING STATION	169,237	0	1,472,092	0	1,472,092	0	0	0
CNG SEMI TRACTOR	0	0	170,000	0	170,000	0	0	0
CNG TRAILERS	0	0	6,598,900	0	6,598,900	0	0	0
CONCRETE TRUSS SCREED	0	0	0	0	0	10,900	10,900	10,900
CRACKFILL MELTER	124,198	0	(0)	0	0	144,400	144,400	144,400
CREW LEADER TRUCK	0	0	0	0	0	135,000	135,000	135,000
DUAL FUEL 3/4 TON TRUCKS	0	146,000	146,000	3,357	146,000	440,000	440,000	440,000
DUMP TRUCKS	0	588,000	1,008,000	522,342	1,008,000	600,000	600,000	600,000
EASTSIDE CELL BOOSTER	0	0	23,068	0	23,068	0	0	0
EMERGENCY REPAIR/REPLACEMENT	(8,830)	100,000	353,889	7,841	353,889	50,000	50,000	50,000
EXCAVATOR	45,500	0	0	0	0	0	0	0
FACILITY KEYCARD ACCESS	0	100,000	100,000	0	100,000	0	0	0
FACILITY SIGNAGE	0	70,000	70,000	0	70,000	0	0	0
FISH HATCH & EDC KEYLESS ENTRY	70,850	0	0	0	0	0	0	0
FIXED ASSET ADDITIONS-CAP BDGT	(2,398,595)	(8,759,300)	(26,236,789)	0	(26,236,789)	(10,545,200)	(10,545,200)	(10,545,200)
GRADERS	0	1,200,000	1,200,000	0	1,200,000	0	0	0
HYBRID VEHICLES	0	232,000	232,000	185,973	232,000	0	0	0
HYDRO EXCAVATOR VACUUM TRUCK	0	0	0	0	0	368,500	368,500	368,500
LIQUID ASPHALT DISTRIBUTOR	0	0	0	0	0	380,000	380,000	380,000
LOADERS	276,000	325,000	345,000	0	345,000	0	0	0
LOW BOY TRAILER	0	0	0	0	0	190,000	190,000	190,000
MADISON EQUIP SHED PAINTING	0	0	16,000	0	16,000	0	0	0
MADISON FUEL SITE UPGRADE	0	110,000	220,000	0	220,000	0	0	0
MADISON GENERATORS	0	100,000	100,000	0	100,000	0	0	0
MADISON LIGHTS UPGRADE	0	0	45,000	0	45,000	0	0	0
MADISON ROOF REPAIR/REPLACE	0	650,000	750,000	0	750,000	0	0	0
MADISON SHOP UPGRADE	0	0	50,000	0	50,000	0	0	0
MADISON SITE CLEANUP	0	300,000	300,000	0	300,000	0	0	0
MECHANICS AND SHOP EQUIPMENT	0	80,000	80,000	0	80,000	0	0	0
MESSAGE BOARDS	0	37,500	37,500	0	37,500	93,600	93,600	93,600
MOWERS PULL BEHIND	0	0	50,000	0	50,000	0	0	0
OTHER EQUIPMENT	42,300	100,000	179,740	788	179,740	70,000	70,000	70,000
OVERHEAD DOORS	0	0	150,000	0	150,000	0	0	0
PARK MOWERS	0	65,300	65,300	56,690	65,300	0	0	0

**COUNTY OF DANE  
2024 BUDGET**

Department Program Project	2022	2023				2024		
	Actual Expenditures	Adopted Budget	Expense As Modified	Actual Thru 6/30/23	Total Estimated Expenditures	Agency Request	Executive Recommended	Final Adopted
<b>PUBLIC WORKS, HIGHWAY &amp; TRANSPORTATION, cont.</b>								
<b>FLEET &amp; FACILITIES, cont.</b>								
PATROL TRUCKS	0	0	0	0	0	5,508,000	5,508,000	5,508,000
PICKUP 1/2 TON	250,989	0	0	0	0	0	0	0
PORTABLE 4 POST HYLIFT	0	0	61,536	61,285	61,536	0	0	0
ROAD WALK SAW	0	0	0	0	0	57,900	57,900	57,900
ROLLERS	0	143,500	143,500	0	143,500	326,400	326,400	326,400
SALT BRINE FACILITY	0	50,000	400,000	0	400,000	0	0	0
SALT SHED SITE IMPROVEMENTS	0	200,000	200,000	0	200,000	0	0	0
SECURITY CAMERAS	0	220,000	220,000	0	220,000	0	0	0
SEMI-TRACTOR REPLACEMENT	0	255,000	255,000	220,450	255,000	266,000	266,000	266,000
SHOULDER MACH-SELF PROPELLED	0	0	360,000	0	360,000	0	0	0
SIGN TRUCK	0	399,000	399,000	0	399,000	295,000	295,000	295,000
SKID STEER BROOMS	0	0	0	0	0	27,800	27,800	27,800
SKID STEER REPLACEMENT	0	0	120,000	0	120,000	32,000	32,000	32,000
SKID STEER TRAILERS	0	50,000	71,326	0	71,326	0	0	0
SMALL MARKER PAINTER	0	0	0	0	0	16,500	16,500	16,500
SNOWBLOWER-LOADER MOUNTED	0	0	170,000	0	170,000	0	0	0
STORAGE TANKS TRUCK MOUNTED	0	160,000	160,000	0	160,000	30,000	30,000	30,000
STOUGHTON-DEMO & DECONTAMINATE	36,123	0	163,877	2,577	163,877	0	0	0
SWEEPER	0	0	41,355	0	41,355	273,000	273,000	273,000
TAILGATE CONVEYORS	0	0	0	0	0	27,000	27,000	27,000
TOW PLOW BUILDINGS	11,254	0	2,407,028	12,766	2,407,028	0	0	0
TRAILERS	0	0	0	0	0	43,500	43,500	43,500
TRI AXLE TRUCKS	822,756	1,000,000	4,014,038	0	4,014,038	450,000	450,000	450,000
TRUCK UPGRADES/REPURPOSE	45,425	0	53,167	0	53,167	0	0	0
USED TRUCK CHASSIS	0	304,000	304,000	240,635	304,000	0	0	0
VERONA VEHICLE STORAGE	64,900	50,000	103,850	0	103,850	0	0	0
WOOD CHIPPER	0	262,000	262,000	0	262,000	0	0	0
<b>DANE COUNTY HENRY VILAS ZOO</b>								
ANIMAL HEALTH MEDICAL EQUIPMNT	85,497	75,000	182,768	7,496	182,768	75,000	75,000	75,000
AVIARY HABITAT PROJECT	0	0	0	0	0	450,000	450,000	450,000
AVIARY HVAC	0	0	260,000	85,856	260,000	0	0	0
BEAR EXHIBIT HVAC	0	0	135,000	0	135,000	0	0	0
BISON FENCE	15,993	0	4,007	0	4,007	0	0	0
BOILERS REPLACEMENT	0	0	40,000	0	40,000	0	0	0
CONSERVATION EDUCATION EQUIP	0	0	40,000	0	40,000	0	0	0
EDUCATION VAN	0	60,000	60,000	0	60,000	0	0	0
ELECTRIC DOORS	0	50,000	50,000	24,140	50,000	0	0	0
EMERGENCY GENERATORS	0	0	37,201	0	37,201	0	0	0
GREEN BARN HVAC	0	0	0	0	0	100,000	100,000	100,000
HEART OF THE ZOO PROJECT	256,374	1,463,000	1,764,663	63,517	1,764,663	0	21,548,300	21,548,300
KOI POND CLEANING	0	0	0	0	0	50,000	50,000	50,000
PENGUIN BUILDING PROJECT	0	0	0	0	0	300,000	300,000	300,000
PRIMATE & CAT BUILDING COOLERS	0	0	24,101	0	24,101	0	0	0
SEAL EXHIBIT IMPROVEMENTS	0	250,000	250,000	11,744	250,000	0	0	0
SEAL SHADE STRUCTURE	0	200,000	200,000	2,000	200,000	0	0	0
SOLAR INSTALLATION-HV ZOO	0	0	0	0	0	0	300,000	300,000
UPPER GIFT SHOP HVAC	0	0	40,000	0	40,000	125,000	125,000	125,000
ZOO FENCE PROJECTS	0	0	0	0	0	50,000	50,000	50,000
ZOO IMPROVEMENTS	11,707	100,000	243,926	46,491	243,926	200,000	200,000	200,000
ZOO OPERATING EQUIPMENT	29,565	0	0	0	0	50,000	50,000	50,000
ZOO PAVING PROJECTS	33,420	40,000	40,000	0	40,000	50,000	50,000	50,000
ZOO ROOF REPLACEMENT	16,094	0	198,761	0	198,761	0	0	0
<b>EXTENSION</b>								
SECURE ENTRANCE REMODEL	106,119	0	1,598	0	1,598	0	0	0
TEACHING GARDEN GREENHOUSE	63,112	0	64,070	50,288	64,070	0	0	0
WATER PARTNERSHIP GRANT PROG	12,909	0	8,570	2,601	8,570	0	0	0



**COUNTY OF DANE  
2024 BUDGET**

Department Program Project	2022	2023				2024		
	Actual Expenditures	Adopted Budget	Expense As Modified	Actual Thru 6/30/23	Total Estimated Expenditures	Agency Request	Executive Recommended	Final Adopted
<b>AIRPORT</b>								
<u>ADMINISTRATION</u>								
FIXED ASSET ADDITIONS-CAP BDGT	(65,913)	0	0	0	0	0	0	0
<u>INDUSTRIAL AREA</u>								
FIXED ASSET ADDITIONS-CAP BDGT	0	0	(459,000)	0	(459,000)	0	0	0
ROAD DESIGN PANKRATZ-INTERNATL	0	0	459,000	0	459,000	0	0	0
COMBINED FEDERAL PROJECTS	4,601,736	4,053,800	17,506,926	1,381,382	17,506,926	2,680,000	2,680,000	2,680,000
<u>LANDING AREA</u>								
END LOADER	0	0	62,122	0	62,122	0	0	0
FIXED ASSET ADDITIONS-CAP BDGT	(14,487,366)	(4,323,800)	(18,404,142)	0	(18,404,142)	(5,930,000)	(5,930,000)	(5,930,000)
FRICTION TESTER	0	105,000	106,725	106,144	106,725	0	0	0
MOWING/SNOW REMOVAL TRACTOR	0	165,000	163,275	0	163,275	0	0	0
PATROL TRUCK AND PLOW	105,972	0	0	0	0	0	0	0
SNOW REMOVAL EQUIPMENT	0	0	210,094	0	210,094	0	0	0
SNOWBLOWER-LOADER MOUNTED	0	0	355,000	0	355,000	0	0	0
TAXIWAY IMPROVEMENTS	0	0	0	0	0	3,250,000	3,250,000	3,250,000
<u>MAINTENANCE</u>								
DEICER TRUCK CONVERSION	0	0	0	0	0	750,000	750,000	750,000
END LOADER	0	192,000	192,000	0	192,000	0	0	0
<u>PARKING LOT</u>								
FIXED ASSET ADDITIONS-CAP BDGT	0	(192,000)	(192,000)	0	(192,000)	(977,000)	(977,000)	(977,000)
MOWING/SNOW REMOVAL TRACTOR	0	0	0	0	0	227,000	227,000	227,000
EMPLOYEE PARKING LOT EXPANSION	9,340	0	2,432,033	0	2,432,033	4,475,000	4,475,000	4,475,000
FIXED ASSET ADDITIONS-CAP BDGT	0	0	(15,622,034)	0	(15,622,034)	(4,475,000)	(4,475,000)	(4,475,000)
<u>TERMINAL COMPLEX</u>								
PARKING FACILITY EXPANSION	(188)	0	13,035,001	0	13,035,001	0	0	0
PARKING TICKET EQUIPMENT	0	0	155,000	0	155,000	0	0	0
BAGGAGE SCREENING MODIFICATION	0	335,000	786,300	0	786,300	0	0	0
COMBINED FEDERAL PROJECTS	0	50,000	6,345,806	0	6,345,806	0	0	0
FIXED ASSET ADDITIONS-CAP BDGT	(31,129,549)	(613,300)	(88,391,163)	0	(88,391,163)	(3,350,000)	(3,350,000)	(3,350,000)
HVAC SYSTEM RENOVATIONS	0	0	0	0	0	150,000	150,000	150,000
MOWING/SNOW REMOVAL TRACTOR	0	165,000	165,000	0	165,000	0	0	0
SECURITY ENHANCEMENT PROJECTS	0	0	258,321	0	258,321	0	0	0
TERMINAL MODERNIZATION PROJECT	28,978,189	0	80,772,436	12,820,063	80,772,436	3,200,000	3,200,000	3,200,000
VIDEO STORAGE EQUIPMENT	0	63,300	63,300	21,120	63,300	0	0	0
<b>LAND INFORMATION</b>								
FLY DANE DIGITAL TERRAIN & ORT	267,545	225,000	245,000	0	245,000	376,200	376,200	376,200
RE-MONUMENTATION PROJECT	24,000	0	0	0	0	0	0	0
<b>WASTE &amp; RENEWABLES</b>								
<u>COMPOST</u>								
COMPOST FACILITY CONSTRUCTION	0	0	0	0	0	1,000,000	1,000,000	1,000,000
COMPOST PERMITTING AND DESIGN	0	0	0	0	0	500,000	500,000	500,000
EQUIPMENT	0	0	0	0	0	2,000,000	2,000,000	2,000,000
FIXED ASSET ADDITIONS-CAP BDGT	0	0	0	0	0	(3,500,000)	(3,500,000)	(3,500,000)
<u>LANDFILL SITE #3</u>								
FIXED ASSET ADDITIONS-CAP BDGT	0	0	0	0	0	(4,750,000)	(4,750,000)	(4,750,000)
SITE 3 - PERMITTING AND DESIGN	0	0	0	0	0	1,500,000	1,500,000	1,500,000
SITE 3 - PRECONSTRUCTION ACTIV	0	0	0	0	0	250,000	250,000	250,000
SITE 3 - PROPERTY ACQUISITION	0	0	0	0	0	1,500,000	1,500,000	1,500,000
SITE 3 - WATER MAIN EXTENSION	0	0	0	0	0	1,500,000	1,500,000	1,500,000
<u>METHANE GAS OPERATIONS</u>								
BIO GAS SPARE PARTS	339,301	0	1,493,741	153,551	1,493,741	0	0	0
BOOM LIFT	71,951	0	28,049	0	28,049	0	0	0
CARBON CAPTURE	0	1,500,000	1,500,000	0	1,500,000	0	0	0
CRANE	0	0	64,700	0	64,700	0	0	0
EQUIPMENT	0	150,000	150,000	8,099	150,000	400,000	400,000	400,000
FIXED ASSET ADDITIONS-CAP BDGT	(385,774)	(5,760,000)	(16,367,198)	0	(16,367,198)	(3,250,000)	(3,250,000)	(3,250,000)
FORKLIFT	0	0	10,000	0	10,000	50,000	50,000	50,000

**COUNTY OF DANE  
2024 BUDGET**

Department Program Project	2022	2023				2024		
	Actual Expenditures	Adopted Budget	Expense As Modified	Actual Thru 6/30/23	Total Estimated Expenditures	Agency Request	Executive Recommended	Final Adopted
<b>WASTE &amp; RENEWABLES cont.</b>								
<b>METHANE GAS OPERATIONS cont.</b>								
GAS SYSTEM UPGRADES	0	150,000	150,000	109,855	150,000	250,000	250,000	250,000
H2S SYSTEM EXPANSION	10,059	2,500,000	4,572,637	23,829	4,572,637	1,000,000	1,000,000	1,000,000
HEAT CAPTURE SYSTEM	82,020	0	97,980	0	97,980	0	0	0
HIGHWAY 12 UTILITY EXTENSION	222,119	0	593,081	50,715	593,081	0	0	0
MAINTENANCE BUILDING	30,341	1,400,000	1,969,659	0	1,969,659	500,000	500,000	500,000
OFFLOAD UPGRADES	0	0	1,500,000	33,476	1,500,000	0	0	0
PIPELINE GAS PROJECT	32,056	0	1,332,972	0	1,332,972	0	0	0
PLC PROGRAMMING & AUTOMATION	0	0	46,833	0	46,833	0	0	0
RNG PLANT UPGRADES	153,240	0	2,166,760	167,761	2,166,760	0	0	0
RNG PLANT WINTERIZATION	635	0	599,365	0	599,365	0	0	0
SET RULE IMPROVEMENTS	0	0	0	0	0	750,000	750,000	750,000
TELEHANDLER	47,675	0	0	0	0	0	0	0
UTILITY VEHICLES	0	60,000	60,000	0	60,000	0	0	0
VAC TRUCK	0	0	31,422	0	31,422	0	0	0
VERONA GENSET BUILDING IMPROVE	0	0	0	0	0	300,000	300,000	300,000
<b>RODEFELD-SITE#2</b>								
4-WAY BUCKET	0	0	15,000	0	15,000	0	0	0
AREA 1 CLOSURE	0	3,000,000	3,000,000	0	3,000,000	0	0	0
BIOCNG BUFFER STORAGE TANK	0	0	199,817	0	199,817	0	0	0
BUILDING DEMOLITION	0	0	0	0	0	125,000	125,000	125,000
CNG PICKUP TRUCKS	0	100,000	30,000	0	30,000	0	0	0
CO2 CAPTURE PROJECT	500	0	2,019,212	0	2,019,212	0	0	0
COLUMN LIFT	0	0	15,946	8,145	15,946	0	0	0
DOZER	0	319,000	400,000	0	400,000	0	0	0
DUMP TRUCK	0	0	50,000	21,000	50,000	0	0	0
ENTRANCE GATE & SIGN	18,526	0	23,299	0	23,299	0	0	0
FACILITY UPGRADES	134,648	300,000	365,352	36,181	365,352	300,000	300,000	300,000
FIXED ASSET ADDITIONS-CAP BDGT	(835,306)	(10,969,000)	(29,912,477)	0	(29,912,477)	(2,970,000)	(4,970,000)	(4,970,000)
FORKLIFT	0	0	25,500	0	25,500	0	0	0
FRONT END LOADER	0	350,000	350,000	0	350,000	0	0	0
GAS EXTRACTION SYSTEM	82,556	0	40,978	0	40,978	0	0	0
LANDFILL COMPACTOR	30	0	940,310	930,340	940,310	0	0	0
LANDSCAPING ACTIVITIES	0	0	0	0	0	75,000	75,000	75,000
LEACHATE MANAGEMENT SYSTEMS	9,006	500,000	540,994	17,279	540,994	0	0	0
LITTER FENCE	0	300,000	300,000	0	300,000	0	0	0
LONG TERM CARE & CLOSURE	0	0	0	0	0	1,500,000	3,500,000	3,500,000
MAINTENANCE SHOP	(10,065)	0	0	0	0	0	0	0
NEW SITE ENGINEERING	324,409	0	2,413,265	564,294	2,413,265	0	0	0
NEW SITE PROPERTY ACQUISITION	720,464	0	11,194,500	5,703,872	11,194,500	0	0	0
ODOR MISTERS	7,870	0	7,438	0	7,438	0	0	0
OFFICE RENOVATION	127,570	0	710,430	30,653	710,430	0	0	0
PARK MOWERS	17,976	0	17,024	0	17,024	0	0	0
PASSENGER VEHICLE	0	0	17,494	0	17,494	120,000	120,000	120,000
PHASE 10 - CELL 3 CONSTRUCTION	0	3,000,000	3,000,000	46,506	3,000,000	0	0	0
PHASE 12 CONSTRUCTION	18,732	0	1,330,884	4,297	1,330,884	0	0	0
PHASE 9 - CELL 2 CONSTRUCTION	17,689	0	37,178	6,721	37,178	0	0	0
PIPE WELDERS	0	0	15,000	0	15,000	0	0	0
PURCHASE OF CLAY	0	0	43,545	0	43,545	0	0	0
RODEFELD VERTICAL EXPANSION	107,398	0	106,801	47,157	106,801	0	0	0
ROLL OFF TRUCK	0	300,000	300,000	0	300,000	0	0	0
SCALE SYSTEM REPLACEMENT	61,498	0	17,193	0	17,193	300,000	300,000	300,000
SITE EXPANSION ACTIVITIES	0	0	108,435	0	108,435	0	0	0
SITE EXPANSION PROPERTY ACQUIS	0	0	3,442	0	3,442	0	0	0
SITE SIGNAGE	0	0	11,265	0	11,265	0	0	0
SKID STEER BRUSH MOWER	0	0	12,575	0	12,575	0	0	0
SKID STEER, TRACK	0	0	11,500	0	11,500	0	0	0
SOLAR ENERGY FEASIBILITY STUDY	0	0	19,924	0	19,924	0	0	0
STAGE IV - CLOSURE	29,065	0	70,016	8,796	70,016	0	0	0
TRIPLE PAN MOWER	0	0	10,800	0	10,800	0	0	0

**COUNTY OF DANE  
2024 BUDGET**

Department Program Project	2022	2023				2024		
	Actual Expenditures	Adopted Budget	Expense As Modified	Actual Thru 6/30/23	Total Estimated Expenditures	Agency Request	Executive Recommended	Final Adopted
<b>WASTE &amp; RENEWABLES, cont.</b>								
<u>RODEFELD-SITE#2, cont.</u>								
UTILITY EXTENSION	0	2,800,000	2,079,536	164,479	2,079,536	0	0	0
UTILITY VEHICLES	36,513	0	70,000	0	70,000	0	0	0
VAC TRUCK	0	0	0	0	0	250,000	250,000	250,000
WATER TRUCK	0	0	0	0	0	300,000	300,000	300,000
WETLAND & HABITAT RESTORATION	0	0	25,000	0	25,000	0	0	0
<u>SUSTAINABILITY CAMPUS</u>								
CAMPUS DESIGN & CONSTRUCTION	0	0	0	0	0	2,000,000	2,000,000	2,000,000
FIXED ASSET ADDITIONS-CAP BDGT	0	0	0	0	0	(10,450,000)	(10,450,000)	(10,450,000)
REC PLANNING AND IMPROVEMENTS	0	0	0	0	0	450,000	450,000	450,000
WASTE EDUCATION CENTER	0	0	0	0	0	8,000,000	8,000,000	8,000,000
<u>TRANSFER STATION</u>								
C&D GRINDER	245,690	0	179,310	0	179,310	0	0	0
END LOADER	0	0	77,969	0	77,969	0	0	0
EQUIPMENT	0	0	0	0	0	500,000	500,000	500,000
EXCAVATOR	0	0	96,469	0	96,469	0	0	0
FACILITY UPGRADES	78,088	300,000	621,912	50,135	621,912	500,000	500,000	500,000
FIXED ASSET ADDITIONS-CAP BDGT	(245,690)	(300,000)	(975,661)	0	(975,661)	(1,000,000)	(1,000,000)	(1,000,000)
<u>VERONA-SITE#1</u>								
FACILITY UPGRADES	0	150,000	150,000	0	150,000	0	0	0
FIXED ASSET ADDITIONS-CAP BDGT	0	(150,000)	(650,000)	0	(650,000)	0	0	0
LEACHATE SANITARY CONNECTION	0	0	500,000	0	500,000	0	0	0
<b>ALLIANT ENERGY CENTER</b>								
ADULT CHANGING STATION	0	50,000	50,000	0	50,000	0	0	0
AEC BUSINESS PLANNING	0	0	0	0	0	100,000	100,000	100,000
AEC STRATEGIC DESIGN/ACTION PL	0	100,000	100,000	19,474	100,000	250,000	250,000	250,000
AEC-TCG GRANT EXPENSE	164,090	0	3,035,911	575,263	3,035,910	0	0	0
AMMONIA COOLING TOWER	0	40,000	40,000	14,836	40,000	0	0	0
ARENA IMPROVEMENTS	0	155,500	155,500	0	155,500	0	0	0
ASH TREE REMOVAL AND PLANTING	0	275,000	275,000	68,805	275,000	0	0	0
ASPHALT & CONCRETE REPAIR	0	0	0	0	0	500,000	500,000	500,000
AUDIO/VISUAL EQUIPMENT	0	0	12,637	0	12,637	0	0	0
BIKE-PEDESTRIAN PLAN	0	0	0	0	0	0	0	150,000
CAMPUS LIGHTING & ELEC REVIEW	0	400,000	400,000	0	400,000	1,100,000	1,100,000	1,100,000
CAMPUS MECHANICAL STUDY	0	784,900	784,900	0	784,900	0	0	0
CAMPUS SIGNAGE	0	0	0	0	0	475,000	475,000	475,000
CENTER IMPROVEMENTS	36,786	1,000,000	1,005,344	441,352	1,005,344	700,000	700,000	700,000
COLISEUM HVAC UPGRADE	0	400,000	400,000	0	400,000	475,000	475,000	475,000
EXHIBITION HALL HVAC UPGRADES	0	480,000	480,000	21,631	480,000	2,000,000	2,000,000	2,000,000
EXPO PREDESIGN & STORMWATER	0	0	189,528	0	189,528	0	0	0
KISER FOOTING REPLACEMENT	0	102,000	102,000	0	102,000	0	0	0
LED LIGHTING UPGRADES	0	265,200	265,200	0	265,200	0	0	0
MARKET DEMAND ANALYSIS	0	250,000	250,000	20,000	250,000	0	0	0
PARKING CONSULTANT	0	0	0	0	0	75,000	75,000	75,000
PARKING SAFETY & BEAUTIFICATION	0	0	0	0	0	0	0	350,000
STORMWATER RETENTION	0	0	0	0	0	0	0	250,000
VEHICLES & EQUIPMENT	0	0	0	0	0	425,000	425,000	425,000
<b>GROSS EXPENDITURE TOTALS</b>	<b>49,127,071</b>	<b>138,328,300</b>	<b>493,063,565</b>	<b>55,422,593</b>	<b>493,063,566</b>	<b>120,174,900</b>	<b>149,781,700</b>	<b>179,216,700</b>

COUNTY OF DANE  
2024 BUDGET  
CAPITAL BUDGET CARRYFORWARDS

DEPARTMENT	ORG	OBJECT	ACCOUNT DESCRIPTION	TYPE	MODIFIED BUDGET	ENCUMBRANCE	ACTUAL	BALANCE	AMOUNT TO BE CARRIED FORWARD
Airport	AIRINDUS	58435	ROAD DESIGN PANKRATZ-INTERNATL	CAPITAL	\$459,000.00	\$0.00	\$0.00	\$459,000.00	\$459,000.00
Airport	AIRINDUS	5700C	FIXED ASSET ADDITIONS-CAP BDGT	CAPITAL	(\$459,000.00)	\$0.00	\$0.00	(\$459,000.00)	(\$459,000.00)
Airport	AIRLNDNG	57219	COMBINED FEDERAL PROJECTS	CAPITAL	\$17,506,925.62	\$0.00	\$2,177,579.70	\$15,329,345.92	\$15,329,345.92
Airport	AIRLNDNG	58656	SNOW REMOVAL EQUIPMENT	CAPITAL	\$210,093.88	\$0.00	\$0.00	\$210,093.88	\$210,093.88
Airport	AIRLNDNG	58663	SNOWBLOWER-LOADER MOUNTED	CAPITAL	\$355,000.00	\$0.00	\$337,781.35	\$17,218.65	\$17,218.65
Airport	AIRLNDNG	5700C	FIXED ASSET ADDITIONS-CAP BDGT	CAPITAL	(\$18,404,141.67)	\$0.00	\$0.00	(\$18,404,141.67)	(\$15,556,658.45)
Airport	AIRPRKLT	51491	EMPLOYEE PARKING LOT EXPANSION	CAPITAL	\$2,432,032.75	\$0.00	\$0.00	\$2,432,032.75	\$2,432,032.75
Airport	AIRPRKLT	58020	PARKING FACILITY EXPANSION	CAPITAL	\$13,035,001.26	\$0.00	\$0.00	\$13,035,001.26	\$13,035,001.26
Airport	AIRPRKLT	58120	PARKING TICKET EQUIPMENT	CAPITAL	\$155,000.00	\$0.00	\$0.00	\$155,000.00	\$155,000.00
Airport	AIRPRKLT	5700C	FIXED ASSET ADDITIONS-CAP BDGT	CAPITAL	(\$15,622,034.01)	\$0.00	\$0.00	(\$15,622,034.01)	(\$15,622,034.01)
Airport	AIRTERM	57003	TERMINAL MODERNIZATION PROJECT	CAPITAL	\$80,772,436.08	\$6,257.56	\$17,310,362.77	\$63,455,815.75	\$63,455,815.75
Airport	AIRTERM	57004	MOWING/SNOW REMOVAL TRACTOR	CAPITAL	\$165,000.00	\$5,256.00	\$158,648.00	\$1,096.00	\$1,096.00
Airport	AIRTERM	57095	BAGGAGE SCREENING MODIFICATION	CAPITAL	\$786,300.00	\$170,444.00	\$147,600.00	\$468,256.00	\$468,256.00
Airport	AIRTERM	57219	COMBINED FEDERAL PROJECTS	CAPITAL	\$6,345,805.91	\$0.00	\$0.00	\$6,345,805.91	\$6,345,805.91
Airport	AIRTERM	57490	VIDEO STORAGE EQUIPMENT	CAPITAL	\$63,300.00	\$0.00	\$21,119.95	\$42,180.05	\$42,180.05
Airport	AIRTERM	58540	SECURITY ENHANCEMENT PROJECTS	CAPITAL	\$258,321.22	\$0.00	\$0.00	\$258,321.22	\$258,321.22
Airport	AIRTERM	5700C	FIXED ASSET ADDITIONS-CAP BDGT	CAPITAL	(\$88,391,163.21)	\$0.00	\$0.00	(\$88,391,163.21)	(\$70,753,432.49)
Airport	AIRTERM	84974	BORROWING PROCEEDS	CAPITAL	(\$86,150,000.00)	\$0.00	\$0.00	(\$86,150,000.00)	(\$86,150,000.00)
Airport	AIRTERM	8497C	CAPITAL ASSET ADDITION OFFSET	CAPITAL	\$86,150,000.00	\$0.00	\$0.00	\$86,150,000.00	\$86,150,000.00
Badger Prairie	BPHCCAPP	57627	ASCUM PHONE UPGRADE	CAPITAL	\$46,100.00	\$0.00	\$0.00	\$46,100.00	\$46,100.00
Badger Prairie	BPHCCAPP	58030	PARKING LOT REPLACEMENT-BPHCC	CAPITAL	\$325,500.00	\$95,761.70	\$6,470.00	\$223,268.30	\$223,268.30
Badger Prairie	BPHCCAPP	58396	BPHCC BOILERS REPLACEMENT	CAPITAL	\$150,000.00	\$95,680.00	\$7,904.00	\$46,416.00	\$46,416.00
Badger Prairie	BPHCCAPP	58397	BPHCC FRONT LAWN PRAIRIE REST	CAPITAL	\$18,500.00	\$10,350.00	\$0.00	\$8,150.00	\$8,150.00
Badger Prairie	BPHCCAPP	58398	BPHCC RESIDENT FLOORNG REPLACE	CAPITAL	\$333,350.00	\$13,900.00	\$19,425.00	\$300,025.00	\$300,025.00
Badger Prairie	BPHCCAPP	58400	RESIDENT CARE EQUIPMENT/IMPRVM	CAPITAL	\$181,921.45	\$0.00	\$0.00	\$181,921.45	\$181,921.45
Badger Prairie	BPHCCAPP	58966	BPHCC WALL PROTECTION DINING	CAPITAL	\$75,000.00	\$0.00	\$0.00	\$75,000.00	\$75,000.00
Badger Prairie	BPHCCAPP	5700C	FIXED ASSET ADDITIONS-CAP BDGT	CAPITAL	(\$1,270,540.43)	\$0.00	\$0.00	(\$1,270,540.43)	(\$1,096,572.45)
Badger Prairie	BPHCCAPP	84974	BORROWING PROCEEDS	CAPITAL	(\$1,212,500.00)	\$0.00	\$0.00	(\$1,212,500.00)	(\$1,212,500.00)
Badger Prairie	BPHCCAPP	8497C	CAPITAL ASSET ADDITION OFFSET	CAPITAL	\$1,212,500.00	\$0.00	\$0.00	\$1,212,500.00	\$1,212,500.00
Consolidated Food Services	CFSADM	57313	DELIVERY TRUCK	CAPITAL	\$69,461.76	\$0.00	\$0.00	\$69,461.76	\$69,461.76
Consolidated Food Services	CFSADM	58099	CFS CONDENSATE PUMP REPLACE	CAPITAL	\$30,000.00	\$0.00	\$0.00	\$30,000.00	\$30,000.00
Consolidated Food Services	CFSADM	59015	CFS CONVECTION STEAMER	CAPITAL	\$26,518.34	\$0.00	\$0.00	\$26,518.34	\$26,518.34
Consolidated Food Services	CFSADM	59016	CFS GREASE TRAP REPLACEMENT	CAPITAL	\$111,455.55	\$80,000.00	\$0.00	\$31,455.55	\$31,455.55
Consolidated Food Services	CFSADM	5700C	FIXED ASSET ADDITIONS-CAP BDGT	CAPITAL	(\$237,435.65)	\$0.00	\$0.00	(\$237,435.65)	(\$237,435.65)
Consolidated Food Services	CFSADM	84974	BORROWING PROCEEDS	CAPITAL	(\$209,482.00)	\$0.00	\$0.00	(\$209,482.00)	(\$209,482.00)
Consolidated Food Services	CFSADM	8497C	CAPITAL ASSET ADDITION OFFSET	CAPITAL	\$209,482.00	\$0.00	\$0.00	\$209,482.00	\$209,482.00
County Board	COBRDCAP	57738	LEGISLATIVE TRACKING SYSTEM	CAPITAL	\$26,929.49	\$0.00	\$0.00	\$26,929.49	\$26,929.49
County Board	COBRDCAP	58875	FURNITURE EQUIP SPACE REMODEL	CAPITAL	\$338,957.97	\$0.00	\$0.00	\$338,957.97	\$338,957.97
County Board	COBRDCAP	84974	BORROWING PROCEEDS	CAPITAL	(\$75,000.00)	\$0.00	\$0.00	(\$75,000.00)	(\$75,000.00)
County Executive	COEXECCP	57325	COMPREHENSIVE ENERGY PLAN	CAPITAL	\$101,250.00	\$4,875.00	\$96,375.00	\$0.00	\$0.00
County Executive	COEXECCP	84974	BORROWING PROCEEDS	CAPITAL	\$0.00	\$0.00	\$0.00	\$0.00	\$0.00
Administration	CPADMIN	51470	MADISON PUBLIC MARKET	CAPITAL	\$1,500,000.00	\$0.00	\$0.00	\$1,500,000.00	\$1,500,000.00
Administration	CPADMIN	57024	AFRICAN AMERICAN CULTURAL CNTR	CAPITAL	\$2,010,000.00	\$0.00	\$0.00	\$2,010,000.00	\$2,010,000.00
Administration	CPADMIN	57327	CENTRO HISPANO PROJECT	CAPITAL	\$2,000,000.00	\$0.00	\$2,000,000.00	\$0.00	\$0.00
Administration	CPADMIN	57330	CONTRACTING SOFTWARE	CAPITAL	\$20,316.25	\$0.00	\$0.00	\$20,316.25	\$20,316.25
Administration	CPADMIN	57345	CH-NIF GRANT EXPENSE	CAPITAL	\$4,850,000.00	\$0.00	\$4,850,000.00	\$0.00	\$0.00
Administration	CPADMIN	57369	ELECTRIC VEHICLE CHARGING STAT	CAPITAL	\$653,909.29	\$1,120.00	\$20,328.75	\$632,460.54	\$632,460.54
Administration	CPADMIN	57805	MCKENZIE WORKFORCE DEV CENTER	CAPITAL	\$1,500,000.00	\$0.00	\$1,500,000.00	\$0.00	\$0.00
Administration	CPADMIN	57812	MENS SHELTER PROJECT	CAPITAL	\$9,000,000.00	\$0.00	\$0.00	\$9,000,000.00	\$9,000,000.00
Administration	CPADMIN	57924	MT ZION FAMILY LIFE CENTER	CAPITAL	\$1,500,000.00	\$0.00	\$0.00	\$1,500,000.00	\$1,500,000.00

Table 5 - Capital Budget Carryforwards

COUNTY OF DANE  
2024 BUDGET  
CAPITAL BUDGET CARRYFORWARDS

DEPARTMENT	ORG	OBJECT	ACCOUNT DESCRIPTION	TYPE	MODIFIED BUDGET	ENCUMBRANCE	ACTUAL	BALANCE	AMOUNT TO BE CARRIED FORWARD
Administration	CPADMIN	58164	HIGHWAY 12 UTILITY EXTENSION	CAPITAL	\$1,229,741.34	\$838,546.34	\$391,195.00	\$0.00	\$0.00
Administration	CPADMIN	58679	SOLAR INITIATIVE	CAPITAL	\$762,664.01	\$6,240.00	\$0.00	\$756,424.01	\$756,424.01
Administration	CPADMIN	58720	AFFORDABLE HOUSING DEVEL FUND	CAPITAL	\$3,104,000.00	\$1,609,000.00	\$1,495,000.00	\$0.00	\$0.00
Administration	CPADMIN	58917	URBAN LEAGUE PROJECT	CAPITAL	\$2,000,000.00	\$0.00	\$0.00	\$2,000,000.00	\$2,000,000.00
Administration	CPADMIN	58975	WEBSITE REDESIGN	CAPITAL	\$15,952.75	\$0.00	\$925.00	\$15,027.75	\$15,027.75
Administration	CPADMIN	81368	ARP REVENUE - CAPITAL	CAPITAL	(\$2,000,000.00)	\$0.00	\$0.00	(\$2,000,000.00)	(\$2,000,000.00)
Administration	CPADMIN	81597	CH-NIF GRANT REVENUE	CAPITAL	(\$4,850,000.00)	\$0.00	(\$4,850,000.00)	\$0.00	\$0.00
Administration	CPADMIN	84974	BORROWING PROCEEDS	CAPITAL	(\$12,864,425.00)	\$0.00	\$0.00	(\$12,864,425.00)	(\$12,864,425.00)
Alliant Energy Center	CPAEC	57013	AEC STRATEGIC DESIGN/ACTION PL	CAPITAL	\$100,000.00	\$60,691.55	\$37,808.45	\$1,500.00	\$1,500.00
Alliant Energy Center	CPAEC	57055	AEC-TCG GRANT EXPENSE	CAPITAL	\$3,035,910.50	\$749,120.55	\$587,585.04	\$1,685,204.91	\$1,699,204.91
Alliant Energy Center	CPAEC	57195	CENTER IMPROVEMENTS	CAPITAL	\$1,005,344.31	\$184,004.37	\$617,560.51	\$186,386.18	\$203,779.43
Alliant Energy Center	CPAEC	57358	ADULT CHANGING STATION	CAPITAL	\$50,000.00	\$0.00	\$0.00	\$50,000.00	\$50,000.00
Alliant Energy Center	CPAEC	57375	AMMONIA COOLING TOWER	CAPITAL	\$40,000.00	\$0.00	\$14,836.19	\$25,163.81	\$25,163.81
Alliant Energy Center	CPAEC	57376	ARENA IMPROVEMENTS	CAPITAL	\$155,500.00	\$0.00	\$0.00	\$155,500.00	\$155,500.00
Alliant Energy Center	CPAEC	57377	ASH TREE REMOVAL AND PLANTING	CAPITAL	\$275,000.00	\$36,460.00	\$68,805.00	\$169,735.00	\$169,735.00
Alliant Energy Center	CPAEC	57384	CAMPUS LIGHTING & ELEC REVIEW	CAPITAL	\$400,000.00	\$166,005.00	\$3,422.00	\$230,573.00	\$230,573.00
Alliant Energy Center	CPAEC	57385	CAMPUS MECHANICAL STUDY	CAPITAL	\$784,900.00	\$0.00	\$0.00	\$659,900.00	\$784,900.00
Alliant Energy Center	CPAEC	57386	COLISEUM HVAC UPGRADE	CAPITAL	\$400,000.00	\$0.00	\$0.00	\$400,000.00	\$400,000.00
Alliant Energy Center	CPAEC	57387	EXHIBITION HALL HVAC UPGRADES	CAPITAL	\$480,000.00	\$11,950.00	\$21,630.53	\$446,419.47	\$446,419.47
Alliant Energy Center	CPAEC	57491	KISER FOOTING REPLACEMENT	CAPITAL	\$102,000.00	\$0.00	\$102,000.00	\$0.00	\$0.00
Alliant Energy Center	CPAEC	57739	LED LIGHTING UPGRADES	CAPITAL	\$265,200.00	\$0.00	\$0.00	\$265,200.00	\$265,200.00
Alliant Energy Center	CPAEC	57795	MARKET DEMAND ANALYSIS	CAPITAL	\$250,000.00	\$79,800.00	\$20,000.00	\$150,200.00	\$150,200.00
Alliant Energy Center	CPAEC	81320	AEC-TCG GRANT REVENUE	CAPITAL	(\$3,035,910.50)	\$0.00	\$98,738.00	(\$3,134,648.50)	(\$3,134,648.50)
Alliant Energy Center	CPAEC	84974	BORROWING PROCEEDS	CAPITAL	(\$4,500,240.00)	\$0.00	\$0.00	(\$4,500,240.00)	(\$4,500,240.00)
County Clerk	CPCLERK	51030	ELECTION SERVER REPLACEMENT	CAPITAL	\$45,000.00	\$0.00	\$0.00	\$45,000.00	\$45,000.00
County Clerk	CPCLERK	57373	ELECTION SECURITY & RELOCATION	CAPITAL	\$16,095,000.00	\$19,401.26	\$44,423.74	\$16,031,175.00	\$16,031,175.00
County Clerk	CPCLERK	84974	BORROWING PROCEEDS	CAPITAL	(\$16,000,000.00)	\$0.00	\$0.00	(\$16,000,000.00)	(\$16,000,000.00)
District Attorney	CPDIST	51498	DESK TELEPHONES	CAPITAL	\$33,688.20	\$0.00	\$0.00	\$33,688.20	\$33,688.20
District Attorney	CPDIST	51499	OFFICE REMODEL	CAPITAL	\$2,497,970.00	\$0.00	\$0.00	\$2,497,970.00	\$2,497,970.00
District Attorney	CPDIST	57230	COMPUTER EQUIPMENT	CAPITAL	\$38,700.57	\$0.00	\$0.00	\$38,700.57	\$38,700.57
District Attorney	CPDIST	57971	OFFICE REMODELING & FURNITURE	CAPITAL	\$10,000.00	\$4,245.63	\$0.00	\$5,754.37	\$5,754.37
District Attorney	CPDIST	58091	LAPTOPS	CAPITAL	\$34,100.30	\$0.00	\$0.00	\$34,100.30	\$34,100.30
District Attorney	CPDIST	58094	DIGITAL MEDIA CLOUD STORAGE	CAPITAL	\$100,000.00	\$0.00	\$0.00	\$100,000.00	\$100,000.00
District Attorney	CPDIST	58095	DOOR TO SECURED STAIRWELL	CAPITAL	\$5,000.00	\$0.00	\$0.00	\$5,000.00	\$5,000.00
District Attorney	CPDIST	84974	BORROWING PROCEEDS	CAPITAL	(\$2,704,500.00)	\$0.00	\$0.00	(\$2,704,500.00)	(\$2,704,500.00)
Emergency Management	CPEMRMGT	57383	RELOCATION	CAPITAL	\$1,785,154.64	\$830,047.08	\$737,774.76	\$217,332.80	\$217,332.80
Emergency Management	CPEMRMGT	58018	VEHICLE REPLACEMENT	CAPITAL	\$48,000.00	\$40,430.00	\$0.00	\$7,570.00	\$7,570.00
Emergency Management	CPEMRMGT	58622	SIREN SYSTEM REPLACEMENT	CAPITAL	\$3,000,000.00	\$1,715,025.57	\$13,139.50	\$1,271,834.93	\$1,271,834.93
Emergency Management	CPEMRMGT	84974	BORROWING PROCEEDS	CAPITAL	(\$3,484,375.00)	\$0.00	\$0.00	(\$3,484,375.00)	(\$3,484,375.00)
Facilities Management	CPFACCCB	57005	CCB LOCKER ROOM EXPANSION	CAPITAL	\$184,800.00	\$0.00	\$0.00	\$184,800.00	\$184,800.00
Facilities Management	CPFACCCB	57017	CCB PLANTER/RETAINING WALL	CAPITAL	\$172,767.95	\$0.00	\$0.00	\$172,767.95	\$172,767.95
Facilities Management	CPFACCCB	57153	CCB BOOSTER PUMP REPLACEMENT	CAPITAL	\$115,404.68	\$0.00	\$10,402.18	\$105,002.50	\$105,002.50
Facilities Management	CPFACCCB	57154	CCB ELECTRICAL PANEL UPGRADE	CAPITAL	\$48,000.00	\$0.00	\$0.00	\$48,000.00	\$48,000.00
Facilities Management	CPFACCCB	57159	CCB FIRE SUPPRESSION PUMP	CAPITAL	\$65,000.00	\$0.00	\$0.00	\$65,000.00	\$65,000.00
Facilities Management	CPFACCCB	57168	CCB AIR HANDLING UNIT REPLACE	CAPITAL	\$500,000.00	\$0.00	\$0.00	\$500,000.00	\$500,000.00
Facilities Management	CPFACCCB	57185	CCB MUNICIPAL COURTROOM ROOF	CAPITAL	\$420,031.10	\$380,446.00	\$0.00	\$39,585.10	\$39,585.10
Facilities Management	CPFACCCB	57278	CCB ENTRANCE MATTING REPLACE	CAPITAL	\$13,500.00	\$0.00	\$0.00	\$13,500.00	\$13,500.00
Facilities Management	CPFACCCB	57290	CCB EMERGENCY GENERATOR	CAPITAL	\$3,592,733.09	\$1,947,476.83	\$8,313.71	\$1,636,942.55	\$1,636,942.55
Facilities Management	CPFACCCB	57292	CCB EMERGENCY EXIT UPGRADES	CAPITAL	\$120,000.00	\$0.00	\$8,438.50	\$111,561.50	\$111,561.50
Facilities Management	CPFACCCB	57293	UPGRADE	CAPITAL	\$150,000.00	\$0.00	\$0.00	\$150,000.00	\$150,000.00

Table 5 - Capital Budget Carryforwards

COUNTY OF DANE  
2024 BUDGET  
CAPITAL BUDGET CARRYFORWARDS

DEPARTMENT	ORG	OBJECT	ACCOUNT DESCRIPTION	TYPE	MODIFIED BUDGET	ENCUMBRANCE	ACTUAL	BALANCE	AMOUNT TO BE CARRIED FORWARD
Facilities Management	CPFACCCB	57322	CCB CONDENSATE PUMP REPLACE	CAPITAL	\$30,000.00	\$0.00	\$0.00	\$30,000.00	\$30,000.00
Facilities Management	CPFACCCB	57324	CCB ENTRY FLOORING UPGRADE	CAPITAL	\$10,000.00	\$0.00	\$0.00	\$10,000.00	\$10,000.00
Facilities Management	CPFACCCB	57372	ELEVATOR MODERNIZATION & REPR	CAPITAL	\$300,000.00	\$7,035.00	\$2,345.00	\$290,620.00	\$290,620.00
Facilities Management	CPFACCCB	58301	CCB CARD ACCESS SYSTEM UPGRADE	CAPITAL	\$27,653.17	\$10,503.80	\$14,130.50	\$3,018.87	\$3,018.87
Facilities Management	CPFACCCB	58302	CCB MLK FAÇADE WINDOWS & LIGHT	CAPITAL	\$2,820,738.94	\$2,380,260.00	\$35,290.00	\$405,188.94	\$405,188.94
Facilities Management	CPFACCCB	58314	CCB UNIVERSAL CHANGING STATION	CAPITAL	\$25,000.00	\$0.00	\$0.00	\$25,000.00	\$25,000.00
Facilities Management	CPFACCCB	80187	DOE GRANT REVENUE	CAPITAL	(\$752,711.00)	\$0.00	\$0.00	(\$752,711.00)	(\$752,711.00)
Facilities Management	CPFACCCB	80188	CITY REVENUE -DOE PROJECT	CAPITAL	(\$1,037,117.58)	\$0.00	\$0.00	(\$1,037,117.58)	(\$1,037,117.58)
Facilities Management	CPFACCCB	84340	CITY SHARE OF JOINT BLDG EXPNS	CAPITAL	(\$2,428,236.76)	\$0.00	(\$6,834.90)	(\$2,421,401.86)	(\$2,421,401.86)
Facilities Management	CPFACCCB	84974	BORROWING PROCEEDS	CAPITAL	(\$2,525,682.00)	\$0.00	\$0.00	(\$2,525,682.00)	(\$2,525,682.00)
Facilities Management	CPFACMGT	51031	FIRE PANEL INSTALLATION	CAPITAL	\$27,000.00	\$0.00	\$0.00	\$1,105.00	\$27,000.00
Facilities Management	CPFACMGT	57044	ELECTION ROOM UPGRADE	CAPITAL	\$7,756.81	\$0.00	\$0.00	\$7,756.81	\$7,756.81
Facilities Management	CPFACMGT	57057	CCB 1ST FL SPACE REMODEL-PW	CAPITAL	\$956,000.00	\$0.00	\$0.00	\$956,000.00	\$956,000.00
Facilities Management	CPFACMGT	57058	DCCH DOMESTIC WATER VALVE REPL	CAPITAL	\$50,000.00	\$38,168.44	\$0.00	\$11,831.56	\$11,831.56
Facilities Management	CPFACMGT	57059	DCCH ELEVATOR EQUIP RM COOLING	CAPITAL	\$42,070.00	\$42,070.00	\$0.00	\$0.00	\$0.00
Facilities Management	CPFACMGT	57065	DCCH GARAGE SWEEPER	CAPITAL	\$55,000.00	\$0.00	\$0.00	\$55,000.00	\$55,000.00
Facilities Management	CPFACMGT	57066	DCCH COURTROOM LED LIGHTING	CAPITAL	\$80,000.00	\$1,898.10	\$19,996.14	\$58,105.76	\$58,105.76
Facilities Management	CPFACMGT	57280	COURTHOUSE ENTRY WELL GRATES	CAPITAL	\$9,000.00	\$0.00	\$0.00	\$9,000.00	\$9,000.00
Facilities Management	CPFACMGT	57294	COURTHOUSE HVAC CONTROLS	CAPITAL	\$10,345.47	\$0.00	\$0.00	\$10,345.47	\$10,345.47
Facilities Management	CPFACMGT	57296	FACILITIES CUSTODIAL EQUIP	CAPITAL	\$44,216.78	\$12,803.48	\$18,436.17	\$12,977.13	\$12,977.13
Facilities Management	CPFACMGT	57297	FACILITIES MAINTENANCE EQUIP	CAPITAL	\$79,393.50	\$68,456.40	\$0.00	\$10,937.10	\$10,937.10
Facilities Management	CPFACMGT	57298	DETOX FURNACE & CONDENSNG UNIT	CAPITAL	\$45,000.00	\$0.00	\$0.00	\$45,000.00	\$45,000.00
Facilities Management	CPFACMGT	57323	CCB CONFERENCE ROOM FURNITURE	CAPITAL	\$27,000.00	\$0.00	\$0.00	\$27,000.00	\$27,000.00
Facilities Management	CPFACMGT	57338	FACILITIES VEHICLES	CAPITAL	\$60,000.00	\$0.00	\$0.00	\$60,000.00	\$60,000.00
Facilities Management	CPFACMGT	57339	FACILITIES PV COMPONENTS	CAPITAL	\$50,000.00	\$0.00	\$3,874.10	\$46,125.90	\$46,125.90
Facilities Management	CPFACMGT	57341	FACILITIES CONTROLS UPGRADES	CAPITAL	\$485,000.00	\$45,114.97	\$8,947.00	\$430,938.03	\$430,938.03
Facilities Management	CPFACMGT	57342	SMO BOILER REPLACEMENT	CAPITAL	\$75,000.00	\$17,429.00	\$0.00	\$57,571.00	\$57,571.00
Facilities Management	CPFACMGT	57379	EAST DISTRICT CAMPUS-GEOTHERML	CAPITAL	\$330,000.00	\$0.00	\$0.00	\$306,000.00	\$330,000.00
Facilities Management	CPFACMGT	57422	COURTHOUSE ROOF RIGGING SYSTEM	CAPITAL	\$25,300.00	\$0.00	\$0.00	\$25,300.00	\$25,300.00
Facilities Management	CPFACMGT	57423	COURTHOUSE ROOF REPLACEMENT	CAPITAL	\$662,040.00	\$523,349.00	\$0.00	\$138,691.00	\$138,691.00
Facilities Management	CPFACMGT	57424	COURTHOUSE REMOTE DROP SYSTEM	CAPITAL	\$273,858.29	\$51,486.10	\$122,948.00	\$99,424.19	\$99,424.19
Facilities Management	CPFACMGT	57657	HS SIGNAGE REPLACEMENT	CAPITAL	\$60,000.00	\$0.00	\$0.00	\$60,000.00	\$60,000.00
Facilities Management	CPFACMGT	57668	HVAC CONTROL SERVER	CAPITAL	\$33,700.00	\$0.00	\$0.00	\$33,700.00	\$33,700.00
Facilities Management	CPFACMGT	57696	JCO/NIP LOBBY SECURITY	CAPITAL	\$129,730.97	\$21,026.21	\$40,514.75	\$68,190.01	\$68,190.01
Facilities Management	CPFACMGT	57697	JOB CENTER CARPET	CAPITAL	\$70,403.76	\$0.00	\$34,101.39	\$36,302.37	\$36,302.37
Facilities Management	CPFACMGT	57946	NPO BOILER REMOVAL	CAPITAL	\$130,000.00	\$0.00	\$0.00	\$130,000.00	\$130,000.00
Facilities Management	CPFACMGT	57952	NORTHPORT TUCKPOINTING	CAPITAL	\$14,243.17	\$0.00	\$7,765.00	\$6,478.17	\$6,478.17
Facilities Management	CPFACMGT	57955	NIP CARPET REPLACEMENT	CAPITAL	\$92,612.57	\$0.00	\$59,355.00	\$33,257.57	\$33,257.57
Facilities Management	CPFACMGT	58031	PARKING LOT REPLACE-NPO	CAPITAL	\$358,259.65	\$330,428.75	\$26,249.80	\$1,581.10	\$1,581.10
Facilities Management	CPFACMGT	58041	FEN OAK PARKING LOT REPLACEMT	CAPITAL	\$1,222,431.35	\$733,055.03	\$363,446.07	\$125,930.25	\$125,930.25
Facilities Management	CPFACMGT	58173	PSB SIDEWALK REPAIRS	CAPITAL	\$65,000.00	\$6,000.00	\$0.00	\$59,000.00	\$59,000.00
Facilities Management	CPFACMGT	58308	JOB CENTER FIRE PANEL REPLACE	CAPITAL	\$74,000.00	\$0.00	\$0.00	\$1,305.00	\$74,000.00
Facilities Management	CPFACMGT	58311	NORTHPORT ROLLER SHADE INSTALL	CAPITAL	\$12,958.00	\$0.00	\$0.00	\$12,958.00	\$12,958.00
Facilities Management	CPFACMGT	58407	DCCH CARPET REPLACEMENT	CAPITAL	\$195,000.00	\$0.00	\$0.00	\$195,000.00	\$195,000.00
Facilities Management	CPFACMGT	58408	DCCH JURY ASSEMBLY FURNITURE	CAPITAL	\$117,000.00	\$0.00	\$0.00	\$117,000.00	\$117,000.00
Facilities Management	CPFACMGT	58412	HS CARD ACCESS SYSTEM UPGRADE	CAPITAL	\$240,190.23	\$57,934.00	\$154,656.09	\$27,600.14	\$27,600.14
Facilities Management	CPFACMGT	58413	NPO FREIGHT ELEVATOR MODERNIZE	CAPITAL	\$442,000.00	\$7,485.00	\$2,500.00	\$432,015.00	\$432,015.00
Facilities Management	CPFACMGT	58414	NPO OFFICE CARPET REPLACEMENT	CAPITAL	\$160,000.00	\$0.00	\$0.00	\$160,000.00	\$160,000.00
Facilities Management	CPFACMGT	58415	NPO SURVEILLANCE CAMERA UPGRDE	CAPITAL	\$127,000.00	\$0.00	\$0.00	\$127,000.00	\$127,000.00
Facilities Management	CPFACMGT	58416	PSB INTAKE GARAGE FLOOR RENOVN	CAPITAL	\$35,000.00	\$0.00	\$0.00	\$35,000.00	\$35,000.00

Table 5 - Capital Budget Carryforwards

COUNTY OF DANE  
2024 BUDGET  
CAPITAL BUDGET CARRYFORWARDS

DEPARTMENT	ORG	OBJECT	ACCOUNT DESCRIPTION	TYPE	MODIFIED BUDGET	ENCUMBRANCE	ACTUAL	BALANCE	AMOUNT TO BE CARRIED FORWARD
Facilities Management	CPFACMGT	58417	NPO TUNNEL REPAIRS	CAPITAL	\$15,818.73	\$0.00	\$10,000.00	\$5,818.73	\$5,818.73
Facilities Management	CPFACMGT	58661	SOUTH MADISON HVAC REPLACEMENT	CAPITAL	\$29,673.59	\$704.00	\$8,096.00	\$20,873.59	\$20,873.59
Facilities Management	CPFACMGT	58926	VEHICLE REPLACEMENT	CAPITAL	\$109,292.50	\$0.00	\$0.00	\$109,292.50	\$109,292.50
Facilities Management	CPFACMGT	58935	VERONA CAMPUS-CFS & GEOTHERMAL	CAPITAL	\$550,000.00	\$0.00	\$0.00	\$550,000.00	\$550,000.00
Facilities Management	CPFACMGT	84974	BORROWING PROCEEDS	CAPITAL	(\$5,856,490.00)	\$0.00	\$0.00	(\$5,856,490.00)	(\$5,856,490.00)
Information Management	CPINFMT	57076	AUTOMATION PROJECTS	CAPITAL	\$708,788.48	\$51,492.35	\$226,076.99	\$3,540.12	\$431,219.14
Information Management	CPINFMT	57230	COMPUTER EQUIPMENT	CAPITAL	\$406,434.19	\$0.00	\$335,039.16	\$71,395.03	\$71,395.03
Information Management	CPINFMT	57277	DATA STORAGE UPGRADE	CAPITAL	\$394,880.16	\$0.00	\$90,784.71	\$304,095.45	\$304,095.45
Information Management	CPINFMT	57440	FIBER NETWORK CONNECTIONS	CAPITAL	\$487,349.18	\$87,581.71	\$82,982.94	\$316,784.53	\$316,784.53
Information Management	CPINFMT	57845	MICROSOFT LICENSING PROJECT	CAPITAL	\$725,056.17	\$125,354.88	\$584,233.02	\$15,468.27	\$15,468.27
Information Management	CPINFMT	57938	UPGRADE	CAPITAL	\$411,053.65	\$18,717.00	\$216,524.47	\$175,812.18	\$175,812.18
Information Management	CPINFMT	59006	WIRELESS INFRASTRUCTURE UPGRDE	CAPITAL	\$168,646.29	\$1,441.00	\$60,009.62	\$107,195.67	\$107,195.67
Information Management	CPINFMT	59023	CYBER SECURITY IMPROVEMENTS	CAPITAL	\$367,476.54	\$18,009.24	\$126,116.97	\$106,680.33	\$223,356.33
Information Management	CPINFMT	59047	CCB DATACENTER SITE	CAPITAL	\$450,000.00	\$249,892.00	\$45,454.55	\$154,653.45	\$154,653.45
Information Management	CPINFMT	84974	BORROWING PROCEEDS	CAPITAL	(\$1,400,000.00)	\$0.00	\$0.00	(\$1,400,000.00)	(\$1,400,000.00)
Library	CPLIBR	58334	READMOBILE REPLACEMENT	CAPITAL	\$400,000.00	\$281,060.00	\$38,529.00	\$41,882.00	\$80,411.00
Library	CPLIBR	84974	BORROWING PROCEEDS	CAPITAL	(\$400,000.00)	\$0.00	\$0.00	(\$400,000.00)	(\$400,000.00)
Land & Water Resources	CPLWRESC	51303	BLACK EARTH CREEK RESTORATION	CAPITAL	\$132,637.03	\$72,382.37	\$60,254.66	\$0.00	\$0.00
Land & Water Resources	CPLWRESC	51304	SCHUMACHER FARM IMPROVEMENTS	CAPITAL	\$200,000.00	\$0.00	\$24,651.38	\$175,348.62	\$175,348.62
Land & Water Resources	CPLWRESC	51305	WALKING IRON WLA RESTORATION	CAPITAL	\$559,385.81	\$0.00	\$468,422.96	\$90,962.85	\$90,962.85
Land & Water Resources	CPLWRESC	51306	TOKEN CREEK PARK IMPROVEMENTS	CAPITAL	\$852,226.24	\$3,056.29	\$127,633.48	\$674,720.47	\$721,536.47
Land & Water Resources	CPLWRESC	51307	FISH LAKE DEMOLITION	CAPITAL	\$280,986.24	\$0.00	\$17,441.90	\$263,544.34	\$263,544.34
Land & Water Resources	CPLWRESC	51486	CHEROKEE LK REHAB EXPENSE	CAPITAL	\$30,630.54	\$0.00	\$0.00	\$30,630.54	\$30,630.54
Land & Water Resources	CPLWRESC	52103	MUD LAKE AERATION	CAPITAL	\$11,976.77	\$0.00	\$0.00	\$11,976.77	\$11,976.77
Land & Water Resources	CPLWRESC	57052	DANE 6 MSD 2 BRIDGE	CAPITAL	\$95,065.00	\$0.00	\$0.00	\$95,065.00	\$95,065.00
Land & Water Resources	CPLWRESC	57110	BIKE GRANT PROGRAM	CAPITAL	\$431,250.00	\$18,158.65	\$404,178.35	\$8,913.00	\$8,913.00
Land & Water Resources	CPLWRESC	57133	BEACH ALERT MODEL	CAPITAL	\$50,000.00	\$0.00	\$0.00	\$50,000.00	\$50,000.00
Land & Water Resources	CPLWRESC	57239	CONSERVATION PLANNING SYSTEM	CAPITAL	\$409,088.67	\$0.00	\$60,803.22	\$348,285.45	\$348,285.45
Land & Water Resources	CPLWRESC	57334	DEMO FARM FIELD MONITORING EQ	CAPITAL	\$300,000.00	\$0.00	\$0.00	\$300,000.00	\$300,000.00
Land & Water Resources	CPLWRESC	57350	CARBON SAMPLING EQUIPMENT	CAPITAL	\$100,000.00	\$0.00	\$75,507.67	\$24,492.33	\$24,492.33
Land & Water Resources	CPLWRESC	57476	FRIENDS GROUP GRANT PROGRAM	CAPITAL	\$118,454.40	\$27,264.00	\$0.00	\$91,190.40	\$91,190.40
Land & Water Resources	CPLWRESC	57523	TRAIL RESTORATION PROJECTS	CAPITAL	\$96,079.58	\$11,950.00	\$6,668.61	\$77,460.97	\$77,460.97
Land & Water Resources	CPLWRESC	57524	WM G LUNNEY LAKE FARM IMPRVMTS	CAPITAL	\$150,000.00	\$0.00	\$0.00	\$150,000.00	\$150,000.00
Land & Water Resources	CPLWRESC	57535	GLACIAL DRUMLIN TRAIL	CAPITAL	\$249,385.45	\$0.00	\$0.00	\$249,385.45	\$249,385.45
Land & Water Resources	CPLWRESC	57536	GLM NAWCA	CAPITAL	\$83,000.00	\$0.00	\$79,250.00	\$3,750.00	\$3,750.00
Land & Water Resources	CPLWRESC	57719	LAKE PRESERVATION & RENEWAL FD	CAPITAL	\$1,463,578.50	\$0.00	\$0.00	\$1,463,578.50	\$1,463,578.50
Land & Water Resources	CPLWRESC	57728	ROBERTSON ROAD IMPROVEMENTS	CAPITAL	\$976,822.97	\$74,207.30	\$94,620.52	\$807,995.15	\$807,995.15
Land & Water Resources	CPLWRESC	57780	LOWER YAHARA RIVER TRAIL PH II	CAPITAL	\$8,571,892.38	\$6,952,451.24	\$21,099.43	\$1,587,741.71	\$1,598,341.71
Land & Water Resources	CPLWRESC	57781	LUSSIER PARK ROAD STUDY	CAPITAL	\$100,000.00	\$0.00	\$0.00	\$100,000.00	\$100,000.00
Land & Water Resources	CPLWRESC	58034	PARC FLOOD GRANT PROGRAM	CAPITAL	\$703,421.00	\$703,421.00	\$0.00	\$0.00	\$0.00
Land & Water Resources	CPLWRESC	58045	PARTNERSHIP FOR REC & CONSERV	CAPITAL	\$1,018,699.85	\$405,392.79	\$53,011.21	\$560,295.85	\$560,295.85
Land & Water Resources	CPLWRESC	58084	PHEASANT BRANCH FLOOD CLEANUP	CAPITAL	\$400,000.00	\$400,000.00	\$0.00	\$0.00	\$0.00
Land & Water Resources	CPLWRESC	58110	POS-ASSESS BEACH WATER QUALITY	CAPITAL	\$11,234.00	\$0.00	\$0.00	\$11,234.00	\$11,234.00
Land & Water Resources	CPLWRESC	58537	SCHEIDEGGER COMMUNITY FOREST	CAPITAL	\$10,170.73	\$0.00	\$0.00	\$10,170.73	\$10,170.73
Land & Water Resources	CPLWRESC	58654	SNOWMOBILE BRDGE#28 LEUTTEN CK	CAPITAL	\$83,000.00	\$0.00	\$0.00	\$83,000.00	\$83,000.00
Land & Water Resources	CPLWRESC	58655	SNOWMOBILE BRDGE#29 LEUTTEN CK	CAPITAL	\$83,000.00	\$0.00	\$0.00	\$83,000.00	\$83,000.00
Land & Water Resources	CPLWRESC	58710	SUGAR RIVER CONNECTOR TRAIL	CAPITAL	\$194,783.75	\$0.00	\$0.00	\$194,783.75	\$194,783.75
Land & Water Resources	CPLWRESC	58712	SUGAR RIVER NRA DEVELOPMENT	CAPITAL	\$40,656.99	\$4,436.40	\$0.00	\$36,220.59	\$36,220.59
Land & Water Resources	CPLWRESC	58760	TENNEY DAM ELEVATION	CAPITAL	\$281,726.09	\$0.00	\$0.00	\$281,726.09	\$281,726.09
Land & Water Resources	CPLWRESC	58849	SW NAWCA ACQUISITION	CAPITAL	\$200,000.00	\$0.00	\$0.00	\$200,000.00	\$200,000.00

Table 5 - Capital Budget Carryforwards

COUNTY OF DANE  
2024 BUDGET  
CAPITAL BUDGET CARRYFORWARDS

DEPARTMENT	ORG	OBJECT	ACCOUNT DESCRIPTION	TYPE	MODIFIED BUDGET	ENCUMBRANCE	ACTUAL	BALANCE	AMOUNT TO BE CARRIED FORWARD
Land & Water Resources	CPLWRESC	58923	VEHICLE & EQUIPMENT REPLACEMNT	CAPITAL	\$1,419,244.26	\$503,971.98	\$434,070.96	\$395,490.36	\$481,201.32
Land & Water Resources	CPLWRESC	58960	VOIT FARM EASEMENT	CAPITAL	\$500,000.00	\$0.00	\$0.00	\$500,000.00	\$500,000.00
Land & Water Resources	CPLWRESC	58974	WAUCHEETA TRAIL	CAPITAL	\$925,000.00	\$8,885.00	\$0.00	\$916,115.00	\$916,115.00
Land & Water Resources	CPLWRESC	59025	YAHARA CLEAN IMPLEMENTATION	CAPITAL	\$2,750,481.18	\$97,166.23	\$328,114.62	\$2,325,200.33	\$2,325,200.33
Land & Water Resources	CPLWRESC	59032	YAHARA RIVER FLOW ENHANCEMENT	CAPITAL	\$8,457,743.52	\$1,594,785.42	\$2,486,924.07	\$4,376,034.03	\$4,376,034.03
Land & Water Resources	CPLWRESC	81623	SNOWMOBILE TRAIL BRIDGE GRANT	CAPITAL	(\$328,202.96)	\$0.00	\$0.00	(\$328,202.96)	(\$328,202.96)
Land & Water Resources	CPLWRESC	81702	GLM NAWCA	CAPITAL	(\$83,000.00)	\$0.00	(\$37,000.00)	(\$46,000.00)	(\$46,000.00)
Land & Water Resources	CPLWRESC	81703	SW NAWCA GRANT	CAPITAL	(\$275,050.00)	\$0.00	\$0.00	(\$275,050.00)	(\$275,050.00)
Land & Water Resources	CPLWRESC	84255	HERITAGE CENTER CONTRIBUTIONS	CAPITAL	(\$462,249.71)	\$0.00	\$0.00	(\$462,249.71)	(\$462,249.71)
Land & Water Resources	CPLWRESC	84871	WDNR STEWARDSHIP GRANT	CAPITAL	(\$425,000.00)	\$0.00	\$0.00	(\$425,000.00)	(\$425,000.00)
Land & Water Resources	CPLWRESC	84974	BORROWING PROCEEDS	CAPITAL	(\$25,157,600.00)	\$0.00	\$0.00	(\$25,157,600.00)	(\$25,157,600.00)
Medical Examiner	CPMEDEXM	51497	TABLETS	CAPITAL	\$50,900.00	\$0.00	\$0.00	\$50,900.00	\$50,900.00
Medical Examiner	CPMEDEXM	52110	CT AREA REMODEL	CAPITAL	\$580,000.00	\$18,000.00	\$12,000.00	\$550,000.00	\$550,000.00
Medical Examiner	CPMEDEXM	58155	RADIO EQUIPMENT REPLACEMENT	CAPITAL	\$45,179.38	\$0.00	\$0.00	\$45,179.38	\$45,179.38
Medical Examiner	CPMEDEXM	58925	VEHICLES & EQUIPMENT	CAPITAL	\$284,181.69	\$5,600.00	\$5,600.00	\$272,981.69	\$272,981.69
Medical Examiner	CPMEDEXM	84974	BORROWING PROCEEDS	CAPITAL	(\$879,300.00)	\$0.00	\$0.00	(\$879,300.00)	(\$879,300.00)
Office of Criminal Justice Reform	CPOCJR	57974	OFFICE FURNITURE	CAPITAL	\$38,000.00	\$27,085.97	\$2,096.00	\$8,818.03	\$8,818.03
Office of Criminal Justice Reform	CPOCJR	84974	BORROWING PROCEEDS	CAPITAL	(\$30,000.00)	\$0.00	\$0.00	(\$30,000.00)	(\$30,000.00)
Planning & Development	CPPLNDEV	58056	PERMIT/TAX/ASSESSMENT SYSTEM	CAPITAL	\$1,069,859.73	\$47,664.00	\$102,336.00	\$919,859.73	\$919,859.73
Planning & Development	CPPLNDEV	58309	RE-MONUMENTATION PROJECT	CAPITAL	\$752,105.00	\$79,200.00	\$0.00	\$672,905.00	\$672,905.00
Planning & Development	CPPLNDEV	84974	BORROWING PROCEEDS	CAPITAL	(\$1,256,250.00)	\$0.00	\$0.00	(\$1,256,250.00)	(\$1,256,250.00)
Parking Ramp	CPPUBPR	58192	RAMP RENOVATION	CAPITAL	\$12,065,264.52	\$1,177,747.52	\$1,682,891.98	\$7,857,675.02	\$9,204,625.02
Parking Ramp	CPPUBPR	84974	BORROWING PROCEEDS	CAPITAL	(\$11,050,000.00)	\$0.00	\$0.00	(\$11,050,000.00)	(\$11,050,000.00)
Public Safety Communications	CPPUBSAF	52104	HEADSET REPLACEMENTS	CAPITAL	\$8,500.00	\$0.00	\$3,202.96	\$5,297.04	\$5,297.04
Public Safety Communications	CPPUBSAF	52105	DISPATCH CHAIR REPLACEMENTS	CAPITAL	\$5,000.00	\$0.00	\$0.00	\$5,000.00	\$5,000.00
Public Safety Communications	CPPUBSAF	57046	DISPATCH FURNITURE REPLACEMENT	CAPITAL	\$57,822.09	\$10,096.84	\$22,015.34	\$25,709.91	\$25,709.91
Public Safety Communications	CPPUBSAF	57078	BACK UP CENTER EQUIPMENT	CAPITAL	\$45,037.56	\$0.00	\$2,440.10	\$38,918.46	\$42,597.46
Public Safety Communications	CPPUBSAF	57146	CAD & RELATED SYSTEMS REPLACE	CAPITAL	\$40,956.00	\$0.00	\$25,350.00	\$15,606.00	\$15,606.00
Public Safety Communications	CPPUBSAF	57276	DASHBOARD REPORTING TOOL	CAPITAL	\$28,981.00	\$0.00	\$0.00	\$28,981.00	\$28,981.00
Public Safety Communications	CPPUBSAF	57374	COMPUTER MONITOR REPLACEMENT	CAPITAL	\$25,000.00	\$0.00	\$2,010.00	\$22,990.00	\$22,990.00
Public Safety Communications	CPPUBSAF	57968	OEC GRANT EXPENSE-CAPITAL	CAPITAL	\$77,461.00	\$19,744.71	\$44,939.71	\$12,776.58	\$12,776.58
Public Safety Communications	CPPUBSAF	58154	PSC BUILDING	CAPITAL	\$972,919.00	\$554,963.24	\$412,328.76	\$5,627.00	\$5,627.00
Public Safety Communications	CPPUBSAF	58161	RADIO SYSTEM REPLACEMENT	CAPITAL	\$147,983.83	\$0.00	\$0.00	\$147,983.83	\$147,983.83
Public Safety Communications	CPPUBSAF	58179	CAD REHOST	CAPITAL	\$400,000.00	\$55,965.00	\$330,586.64	\$13,448.36	\$13,448.36
Public Safety Communications	CPPUBSAF	58221	VIRTUAL CAD WORKSTATIONS	CAPITAL	\$98,655.02	\$0.00	\$91,396.63	\$7,258.39	\$7,258.39
Public Safety Communications	CPPUBSAF	58222	REPLACE DANECOM SITE BATTERIES	CAPITAL	\$235,000.00	\$0.00	\$0.00	\$0.00	\$235,000.00
Public Safety Communications	CPPUBSAF	58332	REPLACE MICROWAVE SYSTEM	CAPITAL	\$1,200,000.00	\$0.00	\$0.00	\$31,176.60	\$1,200,000.00
Public Safety Communications	CPPUBSAF	58337	REPLACE COMPUTER WORKSTATIONS	CAPITAL	\$14,287.71	\$0.00	\$42.98	\$14,244.73	\$14,244.73
Public Safety Communications	CPPUBSAF	58339	REPLACE 9-1-1 TELEPHONE SYSTEM	CAPITAL	\$162,311.32	\$27.00	\$3,779.00	\$158,505.32	\$158,505.32
Public Safety Communications	CPPUBSAF	58660	SOLACOM PHONE REFRESH	CAPITAL	\$845,000.00	\$416,077.00	\$416,077.00	\$12,846.00	\$12,846.00
Public Safety Communications	CPPUBSAF	80009	OEC GRANT REVENUE-CAPITAL	CAPITAL	(\$220,879.00)	\$0.00	\$0.00	(\$220,879.00)	(\$220,879.00)
Sheriff	CPSHRF	51490	COMMISARRY INFRASTRUCTURE EXP	CAPITAL	\$39,729.66	\$0.00	\$0.00	\$39,729.66	\$39,729.66
Sheriff	CPSHRF	51495	FST VEHICLE & EQUIPMENT	CAPITAL	\$18,733.15	\$0.00	\$284.12	\$18,449.03	\$18,449.03
Sheriff	CPSHRF	57015	AED REPLACEMENT	CAPITAL	\$36,696.35	\$0.00	\$0.00	\$36,696.35	\$36,696.35
Sheriff	CPSHRF	57037	JAIL CONSOLIDATION PROJECT	CAPITAL	\$167,058,850.38	\$7,309,228.59	\$1,206,766.73	\$158,542,855.06	\$158,542,855.06
Sheriff	CPSHRF	57112	BODY CAMERA PILOT PROJECT	CAPITAL	\$11,693.31	\$0.00	\$0.00	\$11,693.31	\$11,693.31
Sheriff	CPSHRF	57235	COMPUTER SOFTWARE & HARDWARE	CAPITAL	\$173,866.09	\$10,140.00	\$13,665.95	\$150,060.14	\$150,060.14
Sheriff	CPSHRF	57315	DIVE EQUIPMENT	CAPITAL	\$6,900.00	\$0.00	\$5,116.01	\$1,783.99	\$1,783.99
Sheriff	CPSHRF	57398	EQUIPMENT FOR VEHICLES	CAPITAL	\$490,871.52	\$218,161.51	\$183,710.01	\$89,000.00	\$89,000.00
Sheriff	CPSHRF	57475	FREEWAY SERVICE PATROL TRUCK	CAPITAL	\$220,700.00	\$73,997.81	\$77,199.00	\$69,503.19	\$69,503.19

Table 5 - Capital Budget Carryforwards



COUNTY OF DANE  
2024 BUDGET  
CAPITAL BUDGET CARRYFORWARDS

DEPARTMENT	ORG	OBJECT	ACCOUNT DESCRIPTION	TYPE	MODIFIED BUDGET	ENCUMBRANCE	ACTUAL	BALANCE	AMOUNT TO BE CARRIED FORWARD
Sheriff	CPSHRF	57682	JAIL CLASSIFICATION SOFTWARE	CAPITAL	\$122,200.00	\$0.00	\$0.00	\$122,200.00	\$122,200.00
Sheriff	CPSHRF	57741	LESS LETHAL LAUNCHER	CAPITAL	\$10,800.00	\$10,380.00	\$0.00	\$420.00	\$420.00
Sheriff	CPSHRF	57807	MDC AND RADAR UNITS	CAPITAL	\$163,442.59	\$86,070.00	\$34,457.73	\$42,914.86	\$42,914.86
Sheriff	CPSHRF	57815	MENTAL HEALTH VEHICLES & EQUIP	CAPITAL	\$191,000.00	\$145,770.00	\$0.00	\$45,230.00	\$45,230.00
Sheriff	CPSHRF	58002	GPS TRACKING DEVICE	CAPITAL	\$15,000.00	\$0.00	\$0.00	\$15,000.00	\$15,000.00
Sheriff	CPSHRF	58006	DECONTAMINATION UNIT	CAPITAL	\$27,500.00	\$0.00	\$0.00	\$27,500.00	\$27,500.00
Sheriff	CPSHRF	58007	MOVEMENT INTERRUPT DEVICE	CAPITAL	\$14,100.00	\$0.00	\$0.00	\$14,100.00	\$14,100.00
Sheriff	CPSHRF	58053	PATROL BOAT	CAPITAL	\$306,355.78	\$83,426.36	\$194,661.53	\$28,267.89	\$28,267.89
Sheriff	CPSHRF	58161	RADIO SYSTEM REPLACEMENT	CAPITAL	\$11,572.03	\$0.00	\$0.00	\$11,572.03	\$11,572.03
Sheriff	CPSHRF	58170	RADIO SYSTEM REPLACEMENT	CAPITAL	\$2,600,400.00	\$751,083.55	\$1,141,556.10	\$0.00	\$707,760.35
Sheriff	CPSHRF	58405	RESPIRATOR FIT TEST SYSTEM	CAPITAL	\$9,800.00	\$0.00	\$8,708.01	\$1,091.99	\$1,091.99
Sheriff	CPSHRF	58423	SADDLEBROOK SIDING & WINDOWS	CAPITAL	\$495,911.89	\$438,507.00	\$197.29	\$57,207.60	\$57,207.60
Sheriff	CPSHRF	58535	SCBA EQUIPMENT	CAPITAL	\$32,734.00	\$0.00	\$0.00	\$32,734.00	\$32,734.00
Sheriff	CPSHRF	58659	SPEED BOARD	CAPITAL	\$20,000.00	\$0.00	\$0.00	\$20,000.00	\$20,000.00
Sheriff	CPSHRF	58669	SPILLMAN SERVER/DATA MIGRATION	CAPITAL	\$130,268.37	\$0.00	\$28,224.24	\$102,044.13	\$102,044.13
Sheriff	CPSHRF	58672	SQUAD VIDEO SYSTEM REPLACEMENT	CAPITAL	\$338,131.92	\$0.00	\$153,696.00	\$184,435.92	\$184,435.92
Sheriff	CPSHRF	58680	SPILLMAN DISCIPLINARY MODULE	CAPITAL	\$35,000.00	\$0.00	\$27,902.52	\$7,097.48	\$7,097.48
Sheriff	CPSHRF	58834	TRAINING CENTER IMPROVEMENTS	CAPITAL	\$254,879.78	\$209,540.30	\$36,977.70	\$8,361.78	\$8,361.78
Sheriff	CPSHRF	58837	DESIGN/CONSTRUCT PRECINCT	CAPITAL	\$4,941,261.98	\$750.00	\$62,244.27	\$4,878,267.71	\$4,878,267.71
Sheriff	CPSHRF	58838	BODY ARMOR	CAPITAL	\$109,251.01	\$18,731.87	\$0.00	\$90,519.14	\$90,519.14
Sheriff	CPSHRF	58842	LASER REPLACEMENT	CAPITAL	\$10,200.00	\$0.00	\$0.00	\$10,200.00	\$10,200.00
Sheriff	CPSHRF	58844	PURCHASE MIP RADIO COMPONENTS	CAPITAL	\$200,000.00	\$0.00	\$0.00	\$200,000.00	\$200,000.00
Sheriff	CPSHRF	58923	VEHICLE & EQUIPMENT REPLACEMNT	CAPITAL	\$3,057,023.56	\$862,957.00	\$630,881.30	\$1,563,185.26	\$1,563,185.26
Sheriff	CPSHRF	80148	FINGERPRINT SYSTEM REPLACEMENT	CAPITAL	(\$960.00)	\$0.00	\$0.00	(\$960.00)	(\$960.00)
Sheriff	CPSHRF	80606	FRIENDS OF THE DCLETC GIFTS	CAPITAL	(\$6,735.00)	\$0.00	\$0.00	(\$6,735.00)	(\$6,735.00)
Sheriff	CPSHRF	84974	BORROWING PROCEEDS	CAPITAL	(\$176,266,476.00)	\$0.00	\$0.00	(\$176,266,476.00)	(\$176,266,476.00)
Sustainability Grant	CPSUSTAN	57556	SMART FUND	CAPITAL	\$735,198.74	\$11,523.57	\$50,033.29	\$673,641.88	\$673,641.88
Henry Vilas Zoo	CPZOO	51310	AVIARY HVAC	CAPITAL	\$260,000.00	\$9,270.00	\$85,856.00	\$164,874.00	\$164,874.00
Henry Vilas Zoo	CPZOO	51311	BOILERS REPLACEMENT	CAPITAL	\$40,000.00	\$0.00	\$0.00	\$40,000.00	\$40,000.00
Henry Vilas Zoo	CPZOO	51312	BISON FENCE	CAPITAL	\$4,007.00	\$0.00	\$0.00	\$4,007.00	\$4,007.00
Henry Vilas Zoo	CPZOO	51313	BEAR EXHIBIT HVAC	CAPITAL	\$135,000.00	\$0.00	\$0.00	\$135,000.00	\$135,000.00
Henry Vilas Zoo	CPZOO	57367	EDUCATION VAN	CAPITAL	\$60,000.00	\$0.00	\$0.00	\$60,000.00	\$60,000.00
Henry Vilas Zoo	CPZOO	57370	ELECTRIC DOORS	CAPITAL	\$50,000.00	\$5,260.00	\$29,700.00	\$15,040.00	\$15,040.00
Henry Vilas Zoo	CPZOO	58527	SEAL EXHIBIT IMPROVEMENTS	CAPITAL	\$250,000.00	\$0.00	\$11,744.00	\$230,206.00	\$238,256.00
Henry Vilas Zoo	CPZOO	58549	SEAL SHADE STRUCTURE	CAPITAL	\$200,000.00	\$7,000.00	\$2,000.00	\$191,000.00	\$191,000.00
Henry Vilas Zoo	CPZOO	59012	ANIMAL HEALTH MEDICAL EQUIPMNT	CAPITAL	\$182,768.31	\$0.00	\$7,496.25	\$85,932.87	\$175,272.06
Henry Vilas Zoo	CPZOO	59014	CONSERVATION EDUCATION EQUIP	CAPITAL	\$40,000.00	\$0.00	\$0.00	\$40,000.00	\$40,000.00
Henry Vilas Zoo	CPZOO	59033	ZOO IMPROVEMENTS	CAPITAL	\$243,925.52	\$38,489.35	\$87,291.35	\$101,794.82	\$118,144.82
Henry Vilas Zoo	CPZOO	59043	ZOO ROOF REPLACEMENT	CAPITAL	\$198,761.25	\$0.00	\$0.00	\$198,761.25	\$198,761.25
Henry Vilas Zoo	CPZOO	59105	ZOO PAVING PROJECTS	CAPITAL	\$40,000.00	\$33,374.00	\$0.00	\$6,626.00	\$6,626.00
Henry Vilas Zoo	CPZOO	59220	HEART OF THE ZOO PROJECT	CAPITAL	\$1,764,662.92	\$0.00	\$81,622.52	\$1,683,040.40	\$1,683,040.40
Henry Vilas Zoo	CPZOO	59221	PRIMATE & CAT BUILDING COOLERS	CAPITAL	\$24,101.00	\$0.00	\$0.00	\$24,101.00	\$24,101.00
Henry Vilas Zoo	CPZOO	59222	UPPER GIFT SHOP HVAC	CAPITAL	\$40,000.00	\$14,787.00	\$0.00	\$25,213.00	\$25,213.00
Henry Vilas Zoo	CPZOO	84074	MADISON COMMUNITY FOUNDATN HVZ	CAPITAL	(\$50,000.00)	\$0.00	\$0.00	(\$50,000.00)	(\$50,000.00)
Henry Vilas Zoo	CPZOO	84341	CITY OF MADISON SHARE-ZOO CAPL	CAPITAL	(\$142,044.24)	\$0.00	(\$23,500.94)	(\$118,543.30)	(\$118,543.30)
Henry Vilas Zoo	CPZOO	84974	BORROWING PROCEEDS	CAPITAL	(\$2,973,385.00)	\$0.00	\$0.00	(\$2,973,385.00)	(\$2,973,385.00)
Human Services	HSCAPPRJ	57025	CRISIS TRIAGE CENTER	CAPITAL	\$10,000,000.00	\$0.00	\$0.00	\$10,000,000.00	\$10,000,000.00
Human Services	HSCAPPRJ	57047	ADDICTION RECOVERY HOUSE	CAPITAL	\$3,000,000.00	\$0.00	\$0.00	\$3,000,000.00	\$3,000,000.00
Human Services	HSCAPPRJ	57332	DANE COUNTY HOUSING AUTHORITY	CAPITAL	\$2,536,679.12	\$2,536,679.12	\$0.00	\$0.00	\$0.00
Human Services	HSCAPPRJ	57420	FAIR CHANCE HOUSING FUND	CAPITAL	\$4,000,000.00	\$0.00	\$0.00	\$4,000,000.00	\$4,000,000.00

Table 5 - Capital Budget Carryforwards

COUNTY OF DANE  
2024 BUDGET  
CAPITAL BUDGET CARRYFORWARDS

DEPARTMENT	ORG	OBJECT	ACCOUNT DESCRIPTION	TYPE	MODIFIED BUDGET	ENCUMBRANCE	ACTUAL	BALANCE	AMOUNT TO BE CARRIED FORWARD
Human Services	HSCAPPRJ	57443	FAMILIES BACK TO THE TABLE PUR	CAPITAL	\$6,901.27	\$0.00	\$0.00	\$6,901.27	\$6,901.27
Human Services	HSCAPPRJ	57470	FOURTEEN02 PARK AFFORDABLE HOU	CAPITAL	\$1,350,000.00	\$0.00	\$0.00	\$1,350,000.00	\$1,350,000.00
Human Services	HSCAPPRJ	57637	HOTEL CONVERSION-BORROWED	CAPITAL	\$3,250,000.00	\$0.00	\$0.00	\$3,250,000.00	\$3,250,000.00
Human Services	HSCAPPRJ	57670	IT NETWORK CLOSET UPGRADES	CAPITAL	\$18,425.52	\$0.00	\$0.00	\$18,425.52	\$18,425.52
Human Services	HSCAPPRJ	57688	JOB CENTER CARPET REPLACEMENT	CAPITAL	\$48,743.00	\$0.00	\$0.00	\$48,743.00	\$48,743.00
Human Services	HSCAPPRJ	57694	JOB CENTER CUBICLES	CAPITAL	\$465,588.00	\$350.45	\$129,798.46	\$335,439.09	\$335,439.09
Human Services	HSCAPPRJ	58098	DOCUMENT MANAGEMENT SOLUTION	CAPITAL	\$700,000.00	\$0.00	\$0.00	\$700,000.00	\$700,000.00
Human Services	HSCAPPRJ	58200	REHAB OF DAY RESOURCE CENTER	CAPITAL	\$75,000.00	\$0.00	\$0.00	\$75,000.00	\$75,000.00
Human Services	HSCAPPRJ	58529	SALVATION ARMY DEVELOPMNT PROJ	CAPITAL	\$130,000.00	\$130,000.00	\$0.00	\$0.00	\$0.00
Human Services	HSCAPPRJ	58657	SOFTWARE CUSTOMIZATION & IMPLM	CAPITAL	\$80,000.00	\$0.00	\$0.00	\$80,000.00	\$80,000.00
Human Services	HSCAPPRJ	58720	AFFORDABLE HOUSING DEVEL FUND	CAPITAL	\$18,968,224.28	\$3,350,000.00	\$4,820,000.00	\$9,438,224.28	\$10,798,224.28
Human Services	HSCAPPRJ	58770	TINY HOUSE PROJECT	CAPITAL	\$500,000.00	\$0.00	\$0.00	\$500,000.00	\$500,000.00
Human Services	HSCAPPRJ	58771	TINY HOUSE PROJECT-BORROWED	CAPITAL	\$1,000,000.00	\$0.00	\$0.00	\$1,000,000.00	\$1,000,000.00
Human Services	HSCAPPRJ	58926	VEHICLE REPLACEMENT	CAPITAL	\$267,843.46	\$0.00	\$253,488.27	\$14,355.19	\$14,355.19
Human Services	HSCAPPRJ	58996	PRJ	CAPITAL	\$2,000,000.00	\$0.00	\$0.00	\$2,000,000.00	\$2,000,000.00
Human Services	HSCAPPRJ	81368	ARP REVENUE - CAPITAL	CAPITAL	(\$2,500,000.00)	\$0.00	\$0.00	(\$2,500,000.00)	(\$2,500,000.00)
Human Services	HSCAPPRJ	84974	BORROWING PROCEEDS	CAPITAL	(\$32,331,400.00)	\$0.00	\$0.00	(\$32,331,400.00)	(\$32,331,400.00)
Highway	HWCONCAP	52201	CTH A - DEER CREEK BRIDGE	CAPITAL	\$57,823.63	\$14,365.70	\$0.00	\$43,457.93	\$43,457.93
Highway	HWCONCAP	52204	CTH BB - DAMASCUS TO BUSS	CAPITAL	\$243,133.99	\$0.00	\$0.00	\$243,133.99	\$243,133.99
Highway	HWCONCAP	52205	CTH F - PECULIAR BRIDGE	CAPITAL	\$14,397.45	\$14,397.45	\$0.00	\$0.00	\$0.00
Highway	HWCONCAP	52206	CTH FF - WCOL TO CTH F	CAPITAL	\$51,867.61	\$0.00	\$0.00	\$51,867.61	\$51,867.61
Highway	HWCONCAP	52208	CTH MM - WOLFE ST TO SPRING ST	CAPITAL	\$1,932,665.77	\$804,322.45	\$589,558.10	\$538,785.22	\$538,785.22
Highway	HWCONCAP	52209	CTH P - CTH K TO USH 12	CAPITAL	\$38,281.75	\$0.00	\$0.00	\$38,281.75	\$38,281.75
Highway	HWCONCAP	52210	CTH AB-MONONA DR-STOUGHTON RD	CAPITAL	\$148,277.07	\$0.00	\$0.00	\$148,277.07	\$148,277.07
Highway	HWCONCAP	57164	CTH MN-US 51 TO LONG ST	CAPITAL	\$26,627.18	\$0.00	\$0.00	\$26,627.18	\$26,627.18
Highway	HWCONCAP	57255	CTH P-USH 14 TO NVL	CAPITAL	\$187,840.96	\$0.00	\$0.00	\$187,840.96	\$187,840.96
Highway	HWCONCAP	57256	CTH PD-WOODS RD TO CTH M	CAPITAL	\$156,587.47	\$156,505.83	\$81.64	\$0.00	\$0.00
Highway	HWCONCAP	57257	CTH PQ-USH 12 TO WVW	CAPITAL	\$73,506.45	\$0.00	\$0.00	\$73,506.45	\$73,506.45
Highway	HWCONCAP	57261	CTH D-MCKEE RD TO GREENWAY CR	CAPITAL	\$1,908,796.09	\$8,796.09	\$0.00	\$1,900,000.00	\$1,900,000.00
Highway	HWCONCAP	57262	CTH M-CTH Q TO STH 113	CAPITAL	\$16,982,276.50	\$67,949.65	\$1,766,285.38	\$15,148,041.47	\$15,148,041.47
Highway	HWCONCAP	57266	CTH AB-CTH MN TO 12	CAPITAL	\$696,421.05	\$0.00	\$0.00	\$696,421.05	\$696,421.05
Highway	HWCONCAP	57268	CTH BB-139 TO SPRECHER	CAPITAL	\$208,963.70	\$0.00	\$0.00	\$208,963.70	\$208,963.70
Highway	HWCONCAP	57269	CTH BB-MONONA DR 12/18 TO BW	CAPITAL	\$261,531.24	\$0.00	\$0.00	\$261,531.24	\$261,531.24
Highway	HWCONCAP	57303	BIKE CROSSINGS	CAPITAL	\$28,365.96	\$0.00	\$0.00	\$28,365.96	\$28,365.96
Highway	HWCONCAP	57329	CONDUIT INSTALLATION	CAPITAL	\$270,000.00	\$0.00	\$0.00	\$270,000.00	\$270,000.00
Highway	HWCONCAP	57353	CTH CV-DARWIN TO TENNYSON	CAPITAL	\$153,308.02	\$0.00	\$0.00	\$153,308.02	\$153,308.02
Highway	HWCONCAP	57355	CTH I 19 TO CH V	CAPITAL	\$161,881.02	\$0.00	\$0.00	\$161,881.02	\$161,881.02
Highway	HWCONCAP	57356	CTH J-MICKELSON B-13-178	CAPITAL	\$409,268.04	\$0.00	\$0.00	\$409,268.04	\$409,268.04
Highway	HWCONCAP	57361	CTH MM-SIGNALS AT MCCOY & LACY	CAPITAL	\$252,377.43	\$211,570.14	\$5,892.34	\$34,914.95	\$34,914.95
Highway	HWCONCAP	57363	CTH T-THOMPSON TO CTH TT	CAPITAL	\$358,952.84	\$0.00	\$0.00	\$358,952.84	\$358,952.84
Highway	HWCONCAP	57364	CTH TT-CTH T TO CTH NCTH TT-CT	CAPITAL	\$211,344.99	\$0.00	\$0.00	\$211,344.99	\$211,344.99
Highway	HWCONCAP	57365	CTH V-113 TO CTH I	CAPITAL	\$160,084.53	\$142,491.30	\$3,237.25	\$14,355.98	\$14,355.98
Highway	HWCONCAP	57382	CTH Y-12 TO KP	CAPITAL	\$117,112.56	\$0.00	\$0.00	\$117,112.56	\$117,112.56
Highway	HWCONCAP	57633	HIGHWAY CULVERT REPLACEMENTS	CAPITAL	\$1,166,386.82	\$0.00	\$509,049.98	\$657,336.84	\$657,336.84
Highway	HWCONCAP	58145	CTH AB-USH 51 TO CTH MN	CAPITAL	\$187,795.09	\$10,800.00	\$61,722.00	\$115,273.09	\$115,273.09
Highway	HWCONCAP	58146	CTH BB-BUSS TO SPRECHER	CAPITAL	\$1,026,431.56	\$4,897.50	\$0.00	\$1,021,534.06	\$1,021,534.06
Highway	HWCONCAP	58148	CTH C-STH 19 INTERSECTION	CAPITAL	\$205,000.00	\$0.00	\$0.00	\$205,000.00	\$205,000.00
Highway	HWCONCAP	58149	CTH CC-ASH ST TO CTH D	CAPITAL	\$500,000.00	\$0.00	\$0.00	\$500,000.00	\$500,000.00
Highway	HWCONCAP	58150	CTH CV-GOVERNMENT RD TO 51	CAPITAL	\$1,750,000.00	\$742,636.52	\$0.00	\$1,007,363.48	\$1,007,363.48
Highway	HWCONCAP	58180	CTH G-BRIDGE B130028	CAPITAL	\$200,000.00	\$199,759.01	\$240.99	\$0.00	(\$0.00)

Table 5 - Capital Budget Carryforwards

COUNTY OF DANE  
2024 BUDGET  
CAPITAL BUDGET CARRYFORWARDS

DEPARTMENT	ORG	OBJECT	ACCOUNT DESCRIPTION	TYPE	MODIFIED BUDGET	ENCUMBRANCE	ACTUAL	BALANCE	AMOUNT TO BE CARRIED FORWARD
Highway	HWCONCAP	58181	CTH G-BRIDGE B130039	CAPITAL	\$225,000.00	\$224,819.35	\$180.65	\$0.00	(\$0.00)
Highway	HWCONCAP	58182	CTH G-BRIDGE B130040	CAPITAL	\$160,000.00	\$159,811.65	\$188.35	\$0.00	\$0.00
Highway	HWCONCAP	58183	CTH J-CTH JJ TO CTH F	CAPITAL	\$11,565.75	\$0.00	\$0.00	\$11,565.75	\$11,565.75
Highway	HWCONCAP	58184	CTH J-CTH S TO STH 78	CAPITAL	\$38,131.05	\$150.00	\$0.00	\$37,981.05	\$37,981.05
Highway	HWCONCAP	58185	CTH M-BR 0046 & BRANCH INTER	CAPITAL	\$500,000.00	\$499,812.57	\$187.43	\$0.00	(\$0.00)
Highway	HWCONCAP	58186	CTH M-CAINE RD INTERSECTION	CAPITAL	\$40,000.00	\$0.00	\$0.00	\$40,000.00	\$40,000.00
Highway	HWCONCAP	58187	CTH M-CTH PB INTERSECTION	CAPITAL	\$5,270.16	\$5,270.16	\$0.00	\$0.00	\$0.00
Highway	HWCONCAP	58189	CTH N-SCOL TO DUNKIRK AVE	CAPITAL	\$4,128.19	\$2,680.00	\$101.09	\$1,347.10	\$1,347.10
Highway	HWCONCAP	58190	CTH P-CTH PD TO CTH S	CAPITAL	\$500,000.00	\$0.00	\$0.00	\$500,000.00	\$500,000.00
Highway	HWCONCAP	58191	CTH V-CTH KP TO STH 113	CAPITAL	\$2,022,409.37	\$1,399,402.50	\$467,549.51	\$155,457.36	\$155,457.36
Highway	HWCONCAP	58224	CTH Y-BRIDGE B130026	CAPITAL	\$315,000.00	\$312,961.98	\$2,038.02	\$0.00	\$0.00
Highway	HWCONCAP	58230	CTH A-CTH D TO CTH MM	CAPITAL	\$922,383.20	\$0.00	\$0.00	\$922,383.20	\$922,383.20
Highway	HWCONCAP	58231	CTH A-BRIDGE B-13-055	CAPITAL	\$290,698.00	\$192,738.26	\$19,829.74	\$78,130.00	\$78,130.00
Highway	HWCONCAP	58232	CTH B-CTH MM TO USH 51	CAPITAL	\$680,954.21	\$0.00	\$0.00	\$680,954.21	\$680,954.21
Highway	HWCONCAP	58233	CTH E-BRIDGE P-13-0901	CAPITAL	\$202,875.75	\$98,973.16	\$80,167.69	\$23,734.90	\$23,734.90
Highway	HWCONCAP	58234	CTH G-STH 92 TO USH 18-151	CAPITAL	\$149,098.19	\$0.00	\$0.00	\$149,098.19	\$149,098.19
Highway	HWCONCAP	58235	CTH JG-BRIDGE B-13-0069	CAPITAL	\$224,529.63	\$6,584.16	\$211,390.85	\$6,554.62	\$6,554.62
Highway	HWCONCAP	58236	CTH KP-USH 14 TO STH 19	CAPITAL	\$354,745.83	\$0.00	\$0.00	\$354,745.83	\$354,745.83
Highway	HWCONCAP	58237	CTH KP-BRIDGE B-13-0215	CAPITAL	\$543,880.52	\$207,682.31	\$7,678.21	\$328,520.00	\$328,520.00
Highway	HWCONCAP	58238	CTH MN-HOLSCHER RD TO CTH AB	CAPITAL	\$667,276.10	\$0.00	\$0.00	\$667,276.10	\$667,276.10
Highway	HWCONCAP	58239	CTH N-CTH TT TO 3400' N OF TT	CAPITAL	\$100,000.00	\$0.00	\$0.00	\$100,000.00	\$100,000.00
Highway	HWCONCAP	58241	CTH Y-BRIDGE B-13-0589	CAPITAL	\$201,292.09	\$162,860.53	\$9,461.56	\$28,970.00	\$28,970.00
Highway	HWCONCAP	58243	CTH V-SNOWY OWL TO CTH N	CAPITAL	\$900,000.00	\$899,976.12	\$23.88	\$0.00	\$0.00
Highway	HWCONCAP	59039	CTH MS-CAYUGA TO ALLEN	CAPITAL	\$77,217.19	\$0.00	\$0.00	\$77,217.19	\$77,217.19
Highway	HWCONCAP	59046	CTH M-CROSS COUNTRY TO CTH PD	CAPITAL	\$48,283.71	\$0.00	\$48,283.71	\$0.00	\$0.00
Highway	HWCONCAP	59058	CTH J BRIDGE B-13-178	CAPITAL	\$97,654.42	\$0.00	\$0.00	\$97,654.42	\$97,654.42
Highway	HWCONCAP	59071	CTH Z-STH 78 TO USH 151	CAPITAL	\$144,653.13	\$0.00	\$0.00	\$144,653.13	\$144,653.13
Highway	HWCONCAP	59152	CTH F-BOOTH BRIDGE	CAPITAL	\$116,600.42	\$0.00	\$0.00	\$116,600.42	\$116,600.42
Highway	HWCONCAP	59156	CTH V BRIDGE W/ V DEFOREST	CAPITAL	\$31,723.54	\$0.00	\$0.00	\$31,723.54	\$31,723.54
Highway	HWCONCAP	59177	CTH M-VALLEY VIEW TO CROSS COU	CAPITAL	\$750,238.29	\$0.00	(\$745,479.72)	\$1,495,718.01	\$1,495,718.01
Highway	HWCONCAP	59179	CTH P-PINE BLUFF TO 14	CAPITAL	\$404,134.98	\$0.00	\$0.00	\$404,134.98	\$404,134.98
Highway	HWCONCAP	59181	CTH S-P TO TIMBER	CAPITAL	\$169,882.11	\$0.00	\$0.00	\$169,882.11	\$169,882.11
Highway	HWCONCAP	59188	CTH A-VINEY BRIDGE	CAPITAL	\$49,034.09	\$0.00	\$0.00	\$49,034.09	\$49,034.09
Highway	HWCONCAP	59191	CTH N-RILEY BRIDGE	CAPITAL	\$210,392.69	\$0.00	\$0.00	\$210,392.69	\$210,392.69
Highway	HWCONCAP	59225	CTH A-CTH G TO STH 92	CAPITAL	\$25,000.00	\$0.00	\$0.00	\$25,000.00	\$25,000.00
Highway	HWCONCAP	59226	CTH A-BRIDGE B130056	CAPITAL	\$21,000.00	\$21,000.00	\$0.00	\$0.00	\$0.00
Highway	HWCONCAP	59227	CTH A-BRIDGE B130950	CAPITAL	\$16,000.00	\$16,000.00	\$0.00	\$0.00	\$0.00
Highway	HWCONCAP	59228	CTH A-USH 14 TO STH 138	CAPITAL	\$4,000,000.00	\$1,595,317.50	\$140,834.70	\$2,263,847.80	\$2,263,847.80
Highway	HWCONCAP	59229	CTH B-USH 51 TO CTH N	CAPITAL	\$1,500,000.00	\$828,845.00	\$11,265.75	\$659,889.25	\$659,889.25
Highway	HWCONCAP	59230	CTH BB-BRIDGE P130032	CAPITAL	\$19,000.00	\$0.00	\$0.00	\$19,000.00	\$19,000.00
Highway	HWCONCAP	59231	CTH BB-STH 73 TO ECOL	CAPITAL	\$2,123,000.00	\$13,258.73	\$1,697,137.40	\$412,603.87	\$412,603.87
Highway	HWCONCAP	59232	CTH CV-STH 19 TO VINBURN	CAPITAL	\$100,000.00	\$0.00	\$0.00	\$100,000.00	\$100,000.00
Highway	HWCONCAP	59233	CTH J-CTH S TO OLD MILITARY	CAPITAL	\$960,000.00	\$331,759.62	\$333,488.97	\$294,751.41	\$294,751.41
Highway	HWCONCAP	59234	CTH MC-WINGRA CREEK TO US12/18	CAPITAL	\$170,000.00	\$0.00	\$0.00	\$170,000.00	\$170,000.00
Highway	HWCONCAP	59235	CTH MM-MCCOY RD TO USH 12/18	CAPITAL	\$60,000.00	\$0.00	\$0.00	\$60,000.00	\$60,000.00
Highway	HWCONCAP	59236	CTH MM-USH 12/18 TO CTH MC	CAPITAL	\$55,000.00	\$0.00	\$0.00	\$55,000.00	\$55,000.00
Highway	HWCONCAP	59237	CTH MN-BRIDGE B130953	CAPITAL	\$16,000.00	\$16,000.00	\$0.00	\$0.00	\$0.00
Highway	HWCONCAP	59238	CTH N-BRIDGE B130081	CAPITAL	\$19,000.00	\$19,000.00	\$0.00	\$0.00	\$0.00
Highway	HWCONCAP	59239	CTH PQ-BRIDGE B130072	CAPITAL	\$26,000.00	\$26,000.00	\$0.00	\$0.00	\$0.00
Highway	HWCONCAP	59240	CTH S-PIONEER TO PLEASANT VIEW	CAPITAL	\$500,000.00	\$6,402.72	\$357,471.50	\$136,125.78	\$136,125.78

Table 5 - Capital Budget Carryforwards

COUNTY OF DANE  
2024 BUDGET  
CAPITAL BUDGET CARRYFORWARDS

DEPARTMENT	ORG	OBJECT	ACCOUNT DESCRIPTION	TYPE	MODIFIED BUDGET	ENCUMBRANCE	ACTUAL	BALANCE	AMOUNT TO BE CARRIED FORWARD
Highway	HWCONCAP	59241	CTH TT-BRIDGE B130207	CAPITAL	\$20,000.00	\$20,000.00	\$0.00	\$0.00	\$0.00
Highway	HWCONCAP	59242	CTH V-CTH VV NORTH TO USH 151	CAPITAL	\$40,000.00	\$0.00	\$0.00	\$40,000.00	\$40,000.00
Highway	HWCONCAP	59998	CAPITAL BUDGET - CLOSED OUT	CAPITAL	\$89,859.92	\$4,176.83	\$0.00	\$85,683.09	\$85,683.09
Highway	HWCONCAP	80205	MUNI - V/OREGON CTH MM	CAPITAL	(\$1,100,000.00)	\$0.00	\$0.00	(\$1,100,000.00)	(\$1,100,000.00)
Highway	HWCONCAP	80347	MUNI-VCROSS PLAINS	CAPITAL	(\$270,000.00)	\$0.00	\$0.00	(\$270,000.00)	(\$270,000.00)
Highway	HWCONCAP	80348	MUNI-VMAZOMANIE	CAPITAL	(\$20,000.00)	\$0.00	\$0.00	(\$20,000.00)	(\$20,000.00)
Highway	HWCONCAP	80733	PROGRAM	CAPITAL	(\$1,042,440.41)	\$0.00	(\$400,211.50)	(\$642,228.91)	(\$642,228.91)
Highway	HWCONCAP	84974	BORROWING PROCEEDS	CAPITAL	(\$29,381,583.00)	\$0.00	\$0.00	(\$29,381,583.00)	(\$29,381,583.00)
Highway	HWFLTFAC	51496	ALBION SALT SHED	CAPITAL	\$280,214.21	\$0.00	\$0.00	\$280,214.21	\$280,214.21
Highway	HWFLTFAC	57035	VERONA VEHICLE STORAGE	CAPITAL	\$103,849.70	\$2,022.50	\$0.00	\$101,827.20	\$101,827.20
Highway	HWFLTFAC	57036	USED TRUCK CHASSIS	CAPITAL	\$399,000.00	\$14,976.00	\$299,995.94	\$84,028.06	\$84,028.06
Highway	HWFLTFAC	57206	CNG FUELING STATION	CAPITAL	\$1,472,091.76	\$21,365.04	\$0.00	\$1,450,726.72	\$1,450,726.72
Highway	HWFLTFAC	57548	GRADERS	CAPITAL	\$1,200,000.00	\$0.00	\$953,000.00	\$247,000.00	\$247,000.00
Highway	HWFLTFAC	57806	MECHANICS AND SHOP EQUIPMENT	CAPITAL	\$80,000.00	\$0.00	\$0.00	\$80,000.00	\$80,000.00
Highway	HWFLTFAC	58043	CNG SEMI TRACTOR	CAPITAL	\$170,000.00	\$170,000.00	\$0.00	\$0.00	\$0.00
Highway	HWFLTFAC	58142	SHOULDER MACH-SELF PROPELLED	CAPITAL	\$360,000.00	\$345,933.00	\$0.00	\$14,067.00	\$14,067.00
Highway	HWFLTFAC	58143	DECONTAMINATE	CAPITAL	\$163,877.00	\$16,750.00	\$2,577.00	\$144,550.00	\$144,550.00
Highway	HWFLTFAC	58209	MOWERS PULL BEHIND	CAPITAL	\$50,000.00	\$0.00	\$0.00	\$50,000.00	\$50,000.00
Highway	HWFLTFAC	58210	TOW PLOW BUILDINGS	CAPITAL	\$2,407,027.50	\$1,596,610.00	\$569,065.61	\$241,351.89	\$241,351.89
Highway	HWFLTFAC	58219	OVERHEAD DOORS	CAPITAL	\$150,000.00	\$0.00	\$0.00	\$150,000.00	\$150,000.00
Highway	HWFLTFAC	58242	SWEEPER	CAPITAL	\$41,355.00	\$41,355.00	\$0.00	\$0.00	\$0.00
Highway	HWFLTFAC	58530	SALT BRINE FACILITY	CAPITAL	\$400,000.00	\$0.00	\$0.00	\$400,000.00	\$400,000.00
Highway	HWFLTFAC	58547	SEMI-TRACTOR REPLACEMENT	CAPITAL	\$255,000.00	\$19,098.60	\$220,449.56	\$15,451.84	\$15,451.84
Highway	HWFLTFAC	58648	SKID STEER REPLACEMENT	CAPITAL	\$120,000.00	\$12,000.00	\$88,000.00	\$20,000.00	\$20,000.00
Highway	HWFLTFAC	58663	SNOWBLOWER-LOADER MOUNTED	CAPITAL	\$170,000.00	\$160,000.00	\$0.00	\$10,000.00	\$10,000.00
Highway	HWFLTFAC	58852	TRI AXLE TRUCKS	CAPITAL	\$4,014,038.44	\$2,058,678.00	\$597,081.11	\$1,358,279.33	\$1,358,279.33
Highway	HWFLTFAC	58854	DUMP TRUCKS	CAPITAL	\$1,008,000.00	\$349,855.00	\$523,359.00	\$134,786.00	\$134,786.00
Highway	HWFLTFAC	58855	SIGN TRUCK	CAPITAL	\$399,000.00	\$0.00	\$227,079.50	\$171,920.50	\$171,920.50
Highway	HWFLTFAC	58858	LOADERS	CAPITAL	\$345,000.00	\$0.00	\$185,000.00	\$160,000.00	\$160,000.00
Highway	HWFLTFAC	58861	WOOD CHIPPER	CAPITAL	\$262,000.00	\$227,724.82	\$0.00	\$34,275.18	\$34,275.18
Highway	HWFLTFAC	58864	OTHER EQUIPMENT	CAPITAL	\$179,740.44	\$0.00	\$788.40	\$178,952.04	\$178,952.04
Highway	HWFLTFAC	58865	MESSAGE BOARDS	CAPITAL	\$37,500.00	\$0.00	\$26,574.00	\$10,926.00	\$10,926.00
Highway	HWFLTFAC	58866	EMERGENCY REPAIR/REPLACEMENT	CAPITAL	\$353,888.83	\$0.00	\$103,738.62	\$250,150.21	\$250,150.21
Highway	HWFLTFAC	59001	ATTENUATOR	CAPITAL	\$818,481.61	\$0.00	\$544,494.25	\$273,987.36	\$273,987.36
Highway	HWFLTFAC	59004	BRINE SYSTEM	CAPITAL	\$240,879.73	\$0.00	\$155,342.37	\$85,537.36	\$85,537.36
Highway	HWFLTFAC	59204	MADISON LIGHTS UPGRADE	CAPITAL	\$45,000.00	\$0.00	\$0.00	\$45,000.00	\$45,000.00
Highway	HWFLTFAC	59205	MADISON EQUIP SHED PAINTING	CAPITAL	\$16,000.00	\$0.00	\$0.00	\$16,000.00	\$16,000.00
Highway	HWFLTFAC	59206	MADISON SHOP UPGRADE	CAPITAL	\$50,000.00	\$0.00	\$0.00	\$50,000.00	\$50,000.00
Highway	HWFLTFAC	59207	MADISON FUEL SITE UPGRADE	CAPITAL	\$220,000.00	\$0.00	\$0.00	\$220,000.00	\$220,000.00
Highway	HWFLTFAC	59209	MADISON ROOF REPAIR/REPLACE	CAPITAL	\$750,000.00	\$0.00	\$0.00	\$750,000.00	\$750,000.00
Highway	HWFLTFAC	59210	SKID STEER TRAILERS	CAPITAL	\$71,326.24	\$0.00	\$0.00	\$71,326.24	\$71,326.24
Highway	HWFLTFAC	59211	CNG 2-TON UTILITY TRUCKS	CAPITAL	\$511,000.00	\$0.00	\$439,343.39	\$71,656.61	\$71,656.61
Highway	HWFLTFAC	59212	DUAL FUEL 3/4 TON TRUCKS	CAPITAL	\$146,000.00	\$72,413.00	\$55,358.72	\$18,228.28	\$18,228.28
Highway	HWFLTFAC	59213	FACILITY KEYCARD ACCESS	CAPITAL	\$100,000.00	\$0.00	\$0.00	\$100,000.00	\$100,000.00
Highway	HWFLTFAC	59214	FACILITY SIGNAGE	CAPITAL	\$70,000.00	\$0.00	\$0.00	\$70,000.00	\$70,000.00
Highway	HWFLTFAC	59215	HYBRID VEHICLES	CAPITAL	\$257,000.00	\$46,191.00	\$189,542.32	\$21,266.68	\$21,266.68
Highway	HWFLTFAC	59216	MADISON GENERATORS	CAPITAL	\$100,000.00	\$0.00	\$0.00	\$100,000.00	\$100,000.00
Highway	HWFLTFAC	59217	MADISON SITE CLEANUP	CAPITAL	\$300,000.00	\$0.00	\$0.00	\$300,000.00	\$300,000.00
Highway	HWFLTFAC	59218	ROLLERS	CAPITAL	\$143,500.00	\$0.00	\$0.00	\$143,500.00	\$143,500.00
Highway	HWFLTFAC	59219	SALT SHED SITE IMPROVEMENTS	CAPITAL	\$200,000.00	\$0.00	\$0.00	\$200,000.00	\$200,000.00

Table 5 - Capital Budget Carryforwards

COUNTY OF DANE  
2024 BUDGET  
CAPITAL BUDGET CARRYFORWARDS

DEPARTMENT	ORG	OBJECT	ACCOUNT DESCRIPTION	TYPE	MODIFIED BUDGET	ENCUMBRANCE	ACTUAL	BALANCE	AMOUNT TO BE CARRIED FORWARD
Highway	HWFLTFAC	59223	SECURITY CAMERAS	CAPITAL	\$220,000.00	\$0.00	\$0.00	\$220,000.00	\$220,000.00
Highway	HWFLTFAC	59224	STORAGE TANKS TRUCK MOUNTED	CAPITAL	\$160,000.00	\$0.00	\$0.00	\$160,000.00	\$160,000.00
Highway	HWFLTFAC	5700C	FIXED ASSET ADDITIONS-CAP BDGT	CAPITAL	(\$26,236,789.08)	\$0.00	\$0.00	(\$26,236,789.08)	(\$13,659,980.67)
Highway	HWFLTFAC	80203	WISDOT REIMBURSEMENT	CAPITAL	(\$293,993.25)	\$0.00	\$0.00	(\$293,993.25)	(\$293,993.25)
Highway	HWFLTFAC	84974	BORROWING PROCEEDS	CAPITAL	(\$17,107,516.00)	\$0.00	\$0.00	(\$17,107,516.00)	(\$17,107,516.00)
Highway	HWFLTFAC	8497C	CAPITAL ASSET ADDITION OFFSET	CAPITAL	\$17,107,516.00	\$0.00	\$0.00	\$17,107,516.00	\$17,107,516.00
Juvenile Court	JCCAPPRJ	57623	HAND HELD RADIO REPLACEMENT	CAPITAL	\$43,400.00	\$17,574.90	\$11,715.00	\$14,110.10	\$14,110.10
Juvenile Court	JCCAPPRJ	58139	SHELTER HOME UPDATES	CAPITAL	\$36,582.61	\$0.00	\$32,063.31	\$4,519.30	\$4,519.30
Juvenile Court	JCCAPPRJ	58141	SHELTER HOME VAN REPLACEMENT	CAPITAL	\$50,093.00	\$30.50	\$40,725.50	\$9,337.00	\$9,337.00
Juvenile Court	JCCAPPRJ	84974	BORROWING PROCEEDS	CAPITAL	(\$234,860.00)	\$0.00	\$0.00	(\$234,860.00)	(\$234,860.00)
Land & Water Resources	LEWSLUNY	51308	HERITAGE CENTER IMPROVEMENTS	CAPITAL	\$307,000.00	\$11,000.00	\$35,762.62	\$260,237.38	\$260,237.38
Land & Water Resources	LEWSLUNY	52108	MCCARTHY PARK IMPROVEMENTS	CAPITAL	\$449,235.89	\$47,279.90	\$240,236.59	\$161,719.40	\$161,719.40
Land & Water Resources	LEWSLUNY	57021	ACCESSIBLE SHOREFISHING IMPVTS	CAPITAL	\$721,452.56	\$610,003.75	\$40,667.56	\$70,781.25	\$70,781.25
Land & Water Resources	LEWSLUNY	57085	BADGER PRAIRIE PARK IMPROVEMTS	CAPITAL	\$52,580.00	\$0.00	\$0.00	\$52,580.00	\$52,580.00
Land & Water Resources	LEWSLUNY	57165	CAP CITY TO GLACIAL DRUMLIN TR	CAPITAL	\$132,495.61	\$65,663.18	\$0.00	\$66,832.43	\$66,832.43
Land & Water Resources	LEWSLUNY	57335	BRIGHAM PK SHELTER PARKING LOT	CAPITAL	\$100,000.00	\$0.00	\$0.00	\$100,000.00	\$100,000.00
Land & Water Resources	LEWSLUNY	57336	DOG PARK IMPROVEMENTS	CAPITAL	\$50,000.00	\$0.00	\$0.00	\$50,000.00	\$50,000.00
Land & Water Resources	LEWSLUNY	57433	FISH LAKE BOAT LAUNCH RELOCATE	CAPITAL	\$20,862.68	\$0.00	\$0.00	\$20,862.68	\$20,862.68
Land & Water Resources	LEWSLUNY	57646	ICE AGE TRAIL ACCESS & DEV	CAPITAL	\$300,000.00	\$0.00	\$0.00	\$300,000.00	\$300,000.00
Land & Water Resources	LEWSLUNY	57810	MENDOTA PRK STRMWTR & ELEC IMP	CAPITAL	\$30,000.00	\$0.00	\$0.00	\$30,000.00	\$30,000.00
Land & Water Resources	LEWSLUNY	57813	MENDOTA PARK IMPROVEMENTS	CAPITAL	\$1,465,000.00	\$0.00	\$0.00	\$1,465,000.00	\$1,465,000.00
Land & Water Resources	LEWSLUNY	57943	NEW PROPERTY STABILIZATION	CAPITAL	\$619,564.26	\$52,141.65	\$114,952.05	\$452,470.56	\$452,470.56
Land & Water Resources	LEWSLUNY	57944	NORTH MENDOTA BIKE/PED TRAIL	CAPITAL	\$1,217,889.66	\$832,691.36	\$82,566.34	\$302,631.96	\$302,631.96
Land & Water Resources	LEWSLUNY	58036	PARK IMPROVEMENT PROJECTS	CAPITAL	\$485,455.95	\$117,278.83	\$214,555.53	\$153,621.59	\$153,621.59
Land & Water Resources	LEWSLUNY	58086	PICNIC TABLES/GRILLS/CAMP FIXT	CAPITAL	\$28,307.44	\$0.00	\$23,850.00	\$4,457.44	\$4,457.44
Land & Water Resources	LEWSLUNY	58137	PARK ACCESSIBILITY IMPROVEMNTS	CAPITAL	\$444,965.54	\$0.00	\$0.00	\$444,965.54	\$444,965.54
Land & Water Resources	LEWSLUNY	58698	STEWART LK TRL BRIDGE REPLACE	CAPITAL	\$130,000.00	\$0.00	\$0.00	\$130,000.00	\$130,000.00
Land & Water Resources	LEWSLUNY	58807	BIKE/PED BRIDGE-N MENDOTA	CAPITAL	\$14,800.00	\$0.00	\$0.00	\$14,800.00	\$14,800.00
Land & Water Resources	LEWSLUNY	58822	ANDERSON PROPERTY STABILIZATION	CAPITAL	\$16,089.15	\$0.00	\$0.00	\$16,089.15	\$16,089.15
Land & Water Resources	LEWSLUNY	58823	CAPITAL TRAIL REHAB	CAPITAL	\$1,285,883.87	\$0.00	\$0.00	\$1,285,883.87	\$1,285,883.87
Land & Water Resources	LEWSLUNY	59010	WISCONSIN RIVER TRAIL CROSSING	CAPITAL	\$2,077,022.50	\$280,307.51	\$419,692.49	\$1,377,022.50	\$1,377,022.50
Land & Water Resources	LEWSLUNY	59051	PARKS STORMWATER IMPROVEMENTS	CAPITAL	\$175,000.00	\$0.00	\$0.00	\$175,000.00	\$175,000.00
Land & Water Resources	LEWSLUNY	59052	PHEASANT BRANCH DEMO & RESTORE	CAPITAL	\$125,414.93	\$0.00	\$0.00	\$125,414.93	\$125,414.93
Land & Water Resources	LEWSLUNY	59053	RILEY DEPPE GRANT	CAPITAL	\$100,000.00	\$100,000.00	\$0.00	\$0.00	\$0.00
Land & Water Resources	LEWSLUNY	59055	TOKEN CREEK BOARDWALK	CAPITAL	\$25,269.58	\$0.00	\$0.00	\$25,269.58	\$25,269.58
Land & Water Resources	LEWSLUNY	80069	CAPITAL TRAIL REHAB GRANT	CAPITAL	(\$40,000.00)	\$0.00	\$0.00	(\$40,000.00)	(\$40,000.00)
Land & Water Resources	LEWSLUNY	81566	DONATIONS	CAPITAL	(\$125,000.00)	\$0.00	(\$105,000.00)	(\$20,000.00)	(\$20,000.00)
Land & Water Resources	LEWSLUNY	81630	FOUNDATION FOR DANE CO PARKS	CAPITAL	(\$1,225,000.00)	\$0.00	\$0.00	(\$1,225,000.00)	(\$1,225,000.00)
Land & Water Resources	LEWSLUNY	84974	BORROWING PROCEEDS	CAPITAL	(\$7,777,770.00)	\$0.00	\$0.00	(\$7,777,770.00)	(\$7,777,770.00)
Land Information Office	LIO	57472	FLY DANE DIGITAL TERRAIN & ORT	CAPITAL	\$245,000.00	\$0.00	\$0.00	\$245,000.00	\$245,000.00
Land & Water Resources	LWCONSRV	57050	BOLEY TRUST EXPENDITURES	CAPITAL	\$248,469.67	\$0.00	\$1,349.00	\$247,120.67	\$247,120.67
Land & Water Resources	LWCONSRV	57273	DANE COUNTY CONSERVATION FUND	CAPITAL	\$15,849,557.54	\$14,780.00	\$3,295.00	\$15,831,482.54	\$15,831,482.54
Land & Water Resources	LWCONSRV	84974	BORROWING PROCEEDS	CAPITAL	(\$15,000,000.00)	\$0.00	\$0.00	(\$15,000,000.00)	(\$15,000,000.00)
Land & Water Resources	LWLEGACY	51301	FISH LAKE FLOOD STUDY	CAPITAL	\$100,000.00	\$0.00	\$0.00	\$100,000.00	\$100,000.00
Land & Water Resources	LWLEGACY	51302	CONSERVATION PRACTICE IMPLEMNT	CAPITAL	\$1,279,834.57	\$0.00	\$115,900.00	\$1,163,934.57	\$1,163,934.57
Land & Water Resources	LWLEGACY	51400	ACEP MATCHING PROGRAM	CAPITAL	\$300,000.00	\$0.00	\$0.00	\$300,000.00	\$300,000.00
Land & Water Resources	LWLEGACY	51478	MANURE TREATMNT FEASBLTY STUDY	CAPITAL	\$3,000,000.00	\$0.00	\$5,353.95	\$2,994,646.05	\$2,994,646.05
Land & Water Resources	LWLEGACY	51485	MANURE WATER TREATMENT	CAPITAL	\$399,963.29	\$99,950.00	\$0.00	\$300,013.29	\$300,013.29
Land & Water Resources	LWLEGACY	57069	BADGER MILL CREEK	CAPITAL	\$436,049.76	\$116,418.95	\$187,998.95	\$131,631.86	\$131,631.86
Land & Water Resources	LWLEGACY	57139	BUOYS & LIGHTS	CAPITAL	\$7,500.00	\$7,500.00	\$0.00	\$0.00	\$0.00

Table 5 - Capital Budget Carryforwards

COUNTY OF DANE  
2024 BUDGET  
CAPITAL BUDGET CARRYFORWARDS

DEPARTMENT	ORG	OBJECT	ACCOUNT DESCRIPTION	TYPE	MODIFIED BUDGET	ENCUMBRANCE	ACTUAL	BALANCE	AMOUNT TO BE CARRIED FORWARD
Land & Water Resources	LWLEGACY	57197	CHAPTER 14 ENFORCEMENT	CAPITAL	\$127,272.97	\$0.00	\$127,272.97	\$0.00	\$0.00
Land & Water Resources	LWLEGACY	57198	CLEAN BEACH GRANT PROGRAM	CAPITAL	\$220,590.36	\$0.00	\$38.66	\$220,551.70	\$220,551.70
Land & Water Resources	LWLEGACY	57237	CLEAN SHORE PILOT	CAPITAL	\$13,470.39	\$0.00	\$0.00	\$13,470.39	\$13,470.39
Land & Water Resources	LWLEGACY	57272	DANE COUNTY CRP	CAPITAL	\$5,057,208.09	\$83,600.00	\$755,287.04	\$4,218,321.05	\$4,218,321.05
Land & Water Resources	LWLEGACY	57471	FLOOD LAND ACQUISITION	CAPITAL	\$7,203,886.90	\$0.00	\$0.00	\$7,203,886.90	\$7,203,886.90
Land & Water Resources	LWLEGACY	57717	LAKE MGMT REPAIR PARTS INV	CAPITAL	\$80,530.06	\$6,407.81	\$30,447.14	\$43,675.11	\$43,675.11
Land & Water Resources	LWLEGACY	57718	LAKE MONITORING BUOY	CAPITAL	\$19,382.80	\$0.00	\$0.00	\$19,382.80	\$19,382.80
Land & Water Resources	LWLEGACY	57737	LEGACY SEDIMENT REMOVAL	CAPITAL	\$11,668,075.09	\$38,424.40	\$20,042.95	\$11,609,607.74	\$11,609,607.74
Land & Water Resources	LWLEGACY	57778	LOWR CHEROKEE-YAH RIVER OUTLET	CAPITAL	\$39,800.00	\$0.00	\$0.00	\$39,800.00	\$39,800.00
Land & Water Resources	LWLEGACY	57916	IMPLEMENT	CAPITAL	\$300,000.00	\$0.00	\$0.00	\$300,000.00	\$300,000.00
Land & Water Resources	LWLEGACY	58543	SEDIMENT CONTROL PROJECT	CAPITAL	\$23,995.00	\$0.00	\$0.00	\$23,995.00	\$23,995.00
Land & Water Resources	LWLEGACY	58697	STORMWATER CONTROLS	CAPITAL	\$7,418,217.45	\$950,000.00	\$1,286,229.24	\$5,181,988.21	\$5,181,988.21
Land & Water Resources	LWLEGACY	58701	STREAMBANK EASEMENTS	CAPITAL	\$88,518.61	\$0.00	\$0.00	\$88,518.61	\$88,518.61
Land & Water Resources	LWLEGACY	58999	WETLAND RESTORATION PLANNING	CAPITAL	\$20,000.00	\$0.00	\$0.00	\$20,000.00	\$20,000.00
Land & Water Resources	LWLEGACY	59024	YAHARA CLEAN HC REMEDIATION	CAPITAL	\$2,000,000.00	\$0.00	\$0.00	\$2,000,000.00	\$2,000,000.00
Land & Water Resources	LWLEGACY	59028	YAHARA RIVER INFOS MODEL DEVEL	CAPITAL	\$18,713.02	\$0.00	\$2,999.89	\$15,713.13	\$15,713.13
Land & Water Resources	LWLEGACY	59034	CHAPTER 49 IMPLEMENTATION	CAPITAL	\$500,000.00	\$0.00	\$56,630.33	\$443,369.67	\$443,369.67
Land & Water Resources	LWLEGACY	84749	FRIENDS OF CHEROKEE MARSH	CAPITAL	(\$2,000.00)	\$0.00	\$0.00	(\$2,000.00)	(\$2,000.00)
Land & Water Resources	LWLEGACY	84767	YAHARA CLEAN HC REMDIATION REV	CAPITAL	(\$500,000.00)	\$0.00	\$0.00	(\$500,000.00)	(\$500,000.00)
Land & Water Resources	LWLEGACY	84974	BORROWING PROCEEDS	CAPITAL	(\$36,323,350.00)	\$0.00	\$0.00	(\$36,323,350.00)	(\$36,323,350.00)
Pretrial Services	PRETRCAP	57974	OFFICE FURNITURE	CAPITAL	\$8,000.00	\$0.00	\$6,242.58	\$1,757.42	\$1,757.42
Printing & Services	PSCOPIER	57321	CONVENIENCE COPIER REPLACEMENT	CAPITAL	\$256,131.30	\$100,293.64	\$53,913.11	\$101,924.55	\$101,924.55
Printing & Services	PSCOPIER	5700C	FIXED ASSET ADDITIONS-CAP BDGT	CAPITAL	(\$256,131.30)	\$0.00	\$0.00	(\$256,131.30)	(\$202,218.19)
Printing & Services	PSCOPIER	84974	BORROWING PROCEEDS	CAPITAL	(\$250,000.00)	\$0.00	\$0.00	(\$250,000.00)	(\$250,000.00)
Printing & Services	PSCOPIER	8497C	CAPITAL ASSET ADDITION OFFSET	CAPITAL	\$250,000.00	\$0.00	\$0.00	\$250,000.00	\$250,000.00
Printing & Services	PSMAIL	58926	VEHICLE REPLACEMENT	CAPITAL	\$28,000.00	\$0.00	\$0.00	\$28,000.00	\$28,000.00
Printing & Services	PSMAIL	5700C	FIXED ASSET ADDITIONS-CAP BDGT	CAPITAL	(\$28,000.00)	\$0.00	\$0.00	(\$28,000.00)	(\$28,000.00)
Waste & Renewables - Methane	SWMETHGO	57053	CARBON CAPTURE	CAPITAL	\$1,500,000.00	\$6,859.48	\$0.00	\$1,493,140.52	\$1,493,140.52
Waste & Renewables - Methane	SWMETHGO	57137	BIO GAS SPARE PARTS	CAPITAL	\$1,493,740.71	\$222,796.60	\$214,731.33	\$1,056,212.78	\$1,056,212.78
Waste & Renewables - Methane	SWMETHGO	57399	EQUIPMENT	CAPITAL	\$150,000.00	\$33,749.80	\$26,083.21	\$90,166.99	\$90,166.99
Waste & Renewables - Methane	SWMETHGO	57528	GAS SYSTEM UPGRADES	CAPITAL	\$150,000.00	\$18,664.03	\$119,238.29	\$12,097.68	\$12,097.68
Waste & Renewables - Methane	SWMETHGO	57626	HEAT CAPTURE SYSTEM	CAPITAL	\$97,979.64	\$0.00	\$0.00	\$97,979.64	\$97,979.64
Waste & Renewables - Methane	SWMETHGO	57802	MAINTENANCE BUILDING	CAPITAL	\$1,969,658.80	\$5,313.75	\$0.00	\$1,964,345.05	\$1,964,345.05
Waste & Renewables - Methane	SWMETHGO	57975	OFFLOAD UPGRADES	CAPITAL	\$1,500,000.00	\$25,108.61	\$33,476.09	\$1,441,415.30	\$1,441,415.30
Waste & Renewables - Methane	SWMETHGO	58087	PIPELINE GAS PROJECT	CAPITAL	\$1,332,972.13	\$0.00	\$0.00	\$1,332,972.13	\$1,332,972.13
Waste & Renewables - Methane	SWMETHGO	58132	CRANE	CAPITAL	\$64,700.00	\$0.00	\$0.00	\$64,700.00	\$64,700.00
Waste & Renewables - Methane	SWMETHGO	58133	H2S SYSTEM EXPANSION	CAPITAL	\$4,572,636.55	\$26,563.02	\$44,279.38	\$4,501,794.15	\$4,501,794.15
Waste & Renewables - Methane	SWMETHGO	58134	PLC PROGRAMMING & AUTOMATION	CAPITAL	\$46,833.00	\$10,000.00	\$0.00	\$36,833.00	\$36,833.00
Waste & Renewables - Methane	SWMETHGO	58135	VAC TRUCK	CAPITAL	\$31,422.00	\$0.00	\$0.00	\$31,422.00	\$31,422.00
Waste & Renewables - Methane	SWMETHGO	58164	HIGHWAY 12 UTILITY EXTENSION	CAPITAL	\$593,081.20	\$404,454.47	\$188,626.73	\$0.00	\$0.00
Waste & Renewables - Methane	SWMETHGO	58436	RNG PLANT WINTERIZATION	CAPITAL	\$599,365.38	\$0.00	\$0.00	\$599,365.38	\$599,365.38
Waste & Renewables - Methane	SWMETHGO	58437	RNG PLANT UPGRADES	CAPITAL	\$2,166,759.80	\$4,812.69	\$167,761.15	\$1,994,185.96	\$1,994,185.96
Waste & Renewables - Methane	SWMETHGO	58920	UTILITY VEHICLES	CAPITAL	\$60,000.00	\$0.00	\$0.00	\$60,000.00	\$60,000.00
Waste & Renewables - Methane	SWMETHGO	5700C	FIXED ASSET ADDITIONS-CAP BDGT	CAPITAL	(\$16,367,198.04)	\$0.00	\$0.00	(\$16,367,198.04)	(\$15,534,953.03)
Waste & Renewables - Methane	SWMETHGO	84974	BORROWING PROCEEDS	CAPITAL	(\$8,508,000.00)	\$0.00	\$0.00	(\$8,508,000.00)	(\$8,508,000.00)
Waste & Renewables - Methane	SWMETHGO	8497C	CAPITAL ASSET ADDITION OFFSET	CAPITAL	\$8,508,000.00	\$0.00	\$0.00	\$8,508,000.00	\$8,508,000.00
Waste & Renewables - Landfill	SWRODFLD	57212	CNG PICKUP TRUCKS	CAPITAL	\$30,000.00	\$0.00	\$0.00	\$30,000.00	\$30,000.00
Waste & Renewables - Landfill	SWRODFLD	57351	DOZER	CAPITAL	\$400,000.00	\$360,000.00	\$0.00	\$40,000.00	\$40,000.00
Waste & Renewables - Landfill	SWRODFLD	57426	FACILITY UPGRADES	CAPITAL	\$365,352.38	\$18,915.64	\$71,976.66	\$274,460.08	\$274,460.08
Waste & Renewables - Landfill	SWRODFLD	57527	GAS EXTRACTION SYSTEM	CAPITAL	\$40,978.08	\$0.00	\$0.00	\$40,978.08	\$40,978.08

Table 5 - Capital Budget Carryforwards

COUNTY OF DANE  
2024 BUDGET  
CAPITAL BUDGET CARRYFORWARDS

DEPARTMENT	ORG	OBJECT	ACCOUNT DESCRIPTION	TYPE	MODIFIED BUDGET	ENCUMBRANCE	ACTUAL	BALANCE	AMOUNT TO BE CARRIED FORWARD
Waste & Renewables - Landfill	SWRODFLD	57720	LANDFILL COMPACTOR	CAPITAL	\$940,309.93	\$0.00	\$930,340.00	\$9,969.93	\$9,969.93
Waste & Renewables - Landfill	SWRODFLD	57731	LEACHATE MANAGEMENT SYSTEMS	CAPITAL	\$540,994.25	\$5,750.75	\$28,219.25	\$507,024.25	\$507,024.25
Waste & Renewables - Landfill	SWRODFLD	58050	PASSENGER VEHICLE	CAPITAL	\$17,493.68	\$0.00	\$0.00	\$17,493.68	\$17,493.68
Waste & Renewables - Landfill	SWRODFLD	58082	PHASE 9 - CELL 2 CONSTRUCTION	CAPITAL	\$37,178.09	\$24,088.05	\$13,090.04	\$0.00	\$0.00
Waste & Renewables - Landfill	SWRODFLD	58083	PHASE 12 CONSTRUCTION	CAPITAL	\$1,270,883.70	\$36,742.07	\$10,338.21	\$1,223,803.42	\$1,223,803.42
Waste & Renewables - Landfill	SWRODFLD	58088	PIPE WELDERS	CAPITAL	\$15,000.00	\$0.00	\$0.00	\$15,000.00	\$15,000.00
Waste & Renewables - Landfill	SWRODFLD	58102	RODEFELD VERTICAL EXPANSION	CAPITAL	\$106,800.68	\$30,041.66	\$47,800.50	\$28,958.52	\$28,958.52
Waste & Renewables - Landfill	SWRODFLD	58103	NEW SITE ENGINEERING	CAPITAL	\$2,413,265.35	\$1,682,246.04	\$589,573.14	\$141,446.17	\$141,446.17
Waste & Renewables - Landfill	SWRODFLD	58104	NEW SITE PROPERTY ACQUISITION	CAPITAL	\$11,194,500.00	\$0.00	\$5,912,015.57	\$5,282,484.43	\$5,282,484.43
Waste & Renewables - Landfill	SWRODFLD	58106	COLUMN LIFT	CAPITAL	\$15,946.02	\$0.00	\$8,145.00	\$7,801.02	\$7,801.02
Waste & Renewables - Landfill	SWRODFLD	58107	DUMP TRUCK	CAPITAL	\$50,000.00	\$0.00	\$21,000.00	\$29,000.00	\$29,000.00
Waste & Renewables - Landfill	SWRODFLD	58111	SITE SIGNAGE	CAPITAL	\$11,265.18	\$0.00	\$0.00	\$11,265.18	\$11,265.18
Waste & Renewables - Landfill	SWRODFLD	58112	FORKLIFT	CAPITAL	\$25,500.00	\$0.00	\$0.00	\$25,500.00	\$25,500.00
Waste & Renewables - Landfill	SWRODFLD	58114	SKID STEER BRUSH MOWER	CAPITAL	\$12,575.00	\$0.00	\$0.00	\$12,575.00	\$12,575.00
Waste & Renewables - Landfill	SWRODFLD	58136	OFFICE RENOVATION	CAPITAL	\$710,430.12	\$91,476.05	\$30,652.60	\$588,301.47	\$588,301.47
Waste & Renewables - Landfill	SWRODFLD	58151	PURCHASE OF CLAY	CAPITAL	\$43,545.40	\$0.00	\$0.00	\$43,545.40	\$43,545.40
Waste & Renewables - Landfill	SWRODFLD	58153	PHASE 10 - CELL 3 CONSTRUCTION	CAPITAL	\$3,000,000.00	\$41,666.09	\$47,793.91	\$2,910,540.00	\$2,910,540.00
Waste & Renewables - Landfill	SWRODFLD	58534	SCALE SYSTEM REPLACEMENT	CAPITAL	\$17,193.39	\$17,193.39	\$0.00	\$0.00	\$0.00
Waste & Renewables - Landfill	SWRODFLD	58634	SITE EXPANSION PROPERTY ACQUIS	CAPITAL	\$3,442.17	\$2,180.00	\$0.00	\$1,262.17	\$1,262.17
Waste & Renewables - Landfill	SWRODFLD	58681	STAGE IV - CLOSURE	CAPITAL	\$70,015.92	\$56,634.76	\$13,381.16	\$0.00	\$0.00
Waste & Renewables - Landfill	SWRODFLD	58850	TRIPLE PAN MOWER	CAPITAL	\$10,800.00	\$0.00	\$0.00	\$10,800.00	\$10,800.00
Waste & Renewables - Landfill	SWRODFLD	58862	PARK MOWERS	CAPITAL	\$17,023.92	\$0.00	\$0.00	\$17,023.92	\$17,023.92
Waste & Renewables - Landfill	SWRODFLD	58920	UTILITY VEHICLES	CAPITAL	\$70,000.00	\$0.00	\$65,084.16	\$4,915.84	\$4,915.84
Waste & Renewables - Landfill	SWRODFLD	58998	WETLAND & HABITAT RESTORATION	CAPITAL	\$25,000.00	\$0.00	\$0.00	\$25,000.00	\$25,000.00
Waste & Renewables - Landfill	SWRODFLD	59017	LITTER FENCE	CAPITAL	\$300,000.00	\$0.00	\$0.00	\$300,000.00	\$300,000.00
Waste & Renewables - Landfill	SWRODFLD	59018	FRONT END LOADER	CAPITAL	\$410,000.00	\$387,000.00	\$0.00	\$23,000.00	\$23,000.00
Waste & Renewables - Landfill	SWRODFLD	59019	ROLL OFF TRUCK	CAPITAL	\$300,000.00	\$0.00	\$207,175.00	\$92,825.00	\$92,825.00
Waste & Renewables - Landfill	SWRODFLD	59020	AREA 1 CLOSURE	CAPITAL	\$3,000,000.00	\$7,172.69	\$4,827.31	\$2,988,000.00	\$2,988,000.00
Waste & Renewables - Landfill	SWRODFLD	59035	UTILITY EXTENSION	CAPITAL	\$2,079,535.72	\$1,311,174.50	\$611,755.97	\$156,605.25	\$156,605.25
Waste & Renewables - Landfill	SWRODFLD	5700C	FIXED ASSET ADDITIONS-CAP BDGT	CAPITAL	(\$29,912,476.82)	\$0.00	\$0.00	(\$29,912,476.82)	(\$18,931,860.50)
Waste & Renewables - Transfer Station	SWTRANS	57389	END LOADER	CAPITAL	\$77,969.39	\$0.00	\$0.00	\$77,969.39	\$77,969.39
Waste & Renewables - Transfer Station	SWTRANS	57406	EXCAVATOR	CAPITAL	\$96,469.39	\$0.00	\$0.00	\$96,469.39	\$96,469.39
Waste & Renewables - Transfer Station	SWTRANS	57426	FACILITY UPGRADES	CAPITAL	\$621,912.36	\$182,374.39	\$74,681.86	\$364,856.11	\$364,856.11
Waste & Renewables - Transfer Station	SWTRANS	58138	C&D GRINDER	CAPITAL	\$179,310.17	\$0.00	\$27,960.00	\$151,350.17	\$151,350.17
Waste & Renewables - Transfer Station	SWTRANS	5700C	FIXED ASSET ADDITIONS-CAP BDGT	CAPITAL	(\$975,661.31)	\$0.00	\$0.00	(\$975,661.31)	(\$873,019.45)
Waste & Renewables - Transfer Station	SWTRANS	84974	BORROWING PROCEEDS	CAPITAL	(\$895,000.00)	\$0.00	\$0.00	(\$895,000.00)	(\$895,000.00)
Waste & Renewables - Transfer Station	SWTRANS	8497C	CAPITAL ASSET ADDITION OFFSET	CAPITAL	\$895,000.00	\$0.00	\$0.00	\$895,000.00	\$895,000.00
Waste & Renewables - Landfill	SWVERONA	57426	FACILITY UPGRADES	CAPITAL	\$150,000.00	\$0.00	\$0.00	\$150,000.00	\$150,000.00
Waste & Renewables - Landfill	SWVERONA	58089	LEACHATE SANITARY CONNECTION	CAPITAL	\$500,000.00	\$0.00	\$0.00	\$500,000.00	\$500,000.00
Waste & Renewables - Landfill	SWVERONA	5700C	FIXED ASSET ADDITIONS-CAP BDGT	CAPITAL	(\$650,000.00)	\$0.00	\$0.00	(\$650,000.00)	(\$650,000.00)
Waste & Renewables - Landfill	SWVERONA	84974	BORROWING PROCEEDS	CAPITAL	(\$150,000.00)	\$0.00	\$0.00	(\$150,000.00)	(\$150,000.00)
Waste & Renewables - Landfill	SWVERONA	8497C	CAPITAL ASSET ADDITION OFFSET	CAPITAL	\$150,000.00	\$0.00	\$0.00	\$150,000.00	\$150,000.00

Table 5 - Capital Budget Carryforwards

## VII.(d) DEBT SECTION





### Capital Budget Financing/Debt

#### DEBT MANAGEMENT AND EXISTING DEBT

Financing long-term capital improvements often requires the issuance of debt. This section describes the county's debt management strategies, and discusses issues related to debt management and information on debt limits and credit ratings.

The county continues to be conservative in its issuance of debt. The county limits the amount of its debt and structures its debt issues with the goal of controlling costs for taxpayers and continuing to get the best possible interest rates in the market.

The county typically has borrowed far less than allowable amounts. State of Wisconsin Statute Section 67.03 imposes limits on the amount of debt that can be issued by a county:

"The aggregate amount of indebtedness, including existing indebtedness, of any municipality shall not exceed 5% (five percent) of the value of the taxable property located therein as equalized for state purposes."

The December 31, 2023, net amount of debt applicable to the statutory limit is \$668,086,967 which is considerably below the maximum of \$4,957,024,595.

When the county anticipates issuing debt, an assessment is made of the condition of the county by an independent credit rating agency. The credit agency considers the county's financial health and debt situation, the economic condition of the area and the county's management of its resources as factors in determining its rating.

The rating is utilized by potential investors to assess their risks in terms of the county's ability to pay them back when the bonds or notes sold become due. The level of risk an investor must assume translates into the interest rate that will be charged to the county to borrow money. The County's current bond ratings are: Standard & Poor's Rating Services (S&P) AAA. The S&P rating of AAA is the most prestigious in lending and provides the lowest interest available to the county in terms of interest on its debt.

## **Capital Budget Financing/Debt**

Other county debt management strategies are listed below:

When appropriate, the county will sell ten-year notes instead of longer-term bonds. Debt will be structured to reduce overall cost of repayment, and to enhance the confidence of investors in Dane County's ability to repay the debt.

The county will maintain a segregated Debt Service Fund to provide for principal and interest payments.

The proceeds from the sale of notes and bonds will not be used for operations.

Debt will not be sold without integrating the costs of debt service with those of day-to-day operations.

At December 31, 2023, Dane County had outstanding indebtedness for all funds of \$681,070,000. Including associated interest commitments, the total legal obligation is \$839,577,269.

All debt outstanding is a general obligation of the county for which an irrevocable, irrevocable tax has been levied at the time of the borrowing, to be included in future tax levies, sufficient to repay the principal and interest payments as they become due.

### **DEBT/CASH FINANCING FOR 2024**

The County Board and County Executive have authorized a capital budget for 2024 which totals \$179,216,700 of which \$165,482,700 is approved as borrowing proceeds and the balance from outside revenues or from Solid Waste, Land Information Office or Airport funds. A portion of the total amount approved for borrowing will be repaid from revenue related to the Alliant Energy Center and Solid Waste.

Overall, the authorized capital budget includes projects which have been developed as part of a multi-year Capital Improvement planning process, with a financing strategy developed to address not only this year's budget but also future years' obligations. The financing strategy uses debt on a limited basis for long-term asset enhancement that will benefit the public and can be financed over a multi-year period.

**COUNTY OF DANE**  
**COMPUTATION OF LEGAL DEBT MARGIN**  
**12/31/2023**

CHAPTER 67, SECTION 03 OF THE WISCONSIN STATE STATUTES STATES:

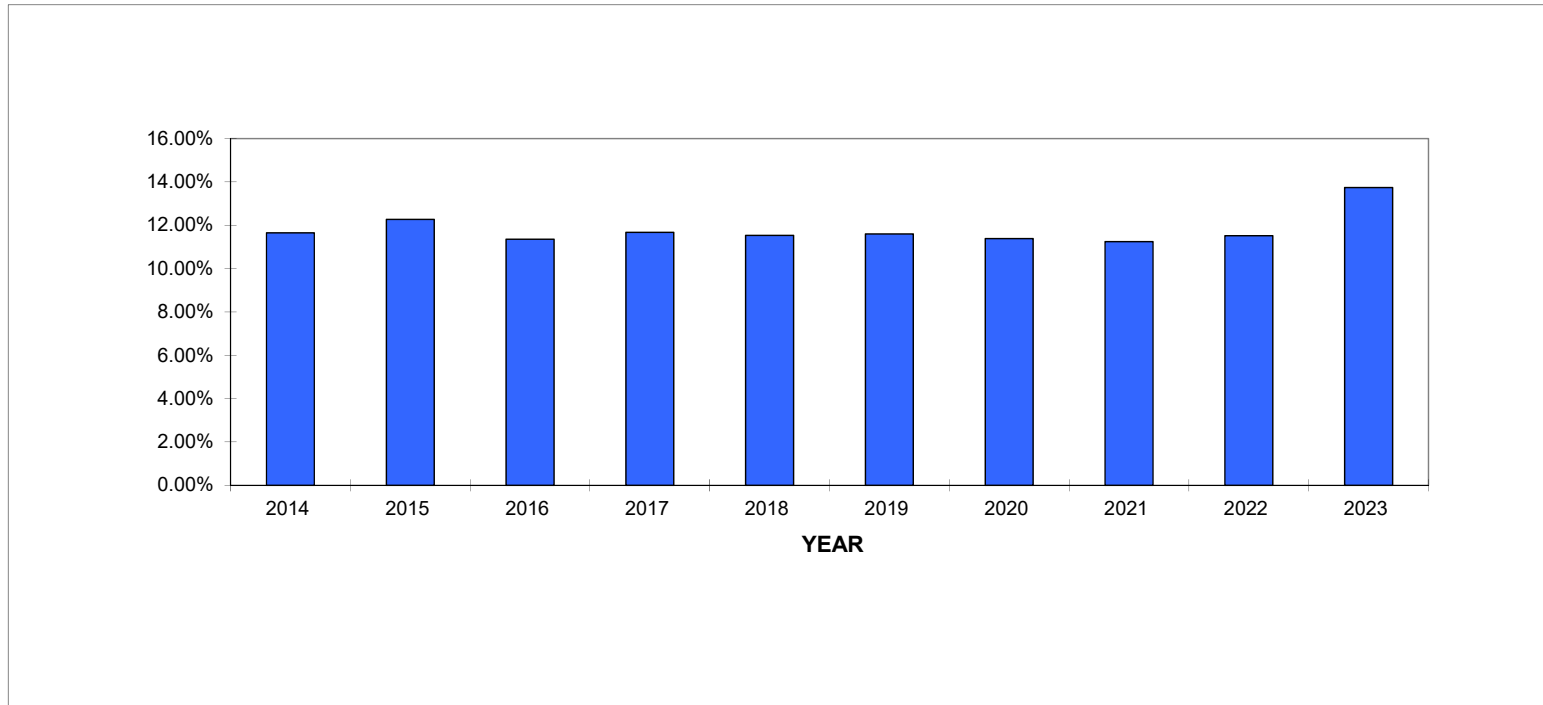
"The aggregate amount of indebtedness, including existing indebtedness, of any municipality shall not exceed 5% of the value of the taxable property located therein as equalized for state purposes."

Equalized value of real and personal property including TID values (1)		<u>\$99,140,491,900</u>
Debt limit - 5% of equalized value		\$4,957,024,595
Amount of Debt applicable to debt limit:		
General obligation debt (2)	\$681,070,000	
Less:		
Asset amount in Debt Service Fund available for payment of principal		
Net amount in Debt Service Fund available for payment of principal	<u>\$13,983,033</u>	
Net amount of debt applicable to debt limit		<u>\$667,086,967</u>
Legal debt margin		<u>\$4,289,937,628</u>

(1) The "Equalized value of real and personal property including TID values" is the sum of the Equalized values plus the values of the tax incremental districts, which valuation is used for purposes of levying the property tax for state forestry tax purposes.

(2) General obligation debt is defined to be the total County indebtedness for all funds.

**DANE COUNTY**  
OUTSTANDING DEBT AS % OF LEGAL DEBT LIMIT



YEAR	TOTAL DEBT	LEGAL DEBT LIMIT	ACTUAL DEBT AS % OF DEBT LIMIT
2014	\$301,420,000	\$2,587,057,215	11.65%
2015	\$330,740,000	\$2,695,820,328	12.27%
2016	\$321,075,000	\$2,827,543,388	11.36%
2017	\$354,740,000	\$3,039,207,878	11.67%
2018	\$374,640,000	\$3,250,372,760	11.53%
2019	\$405,410,000	\$3,496,402,685	11.60%
2020	\$422,520,000	\$3,712,181,350	11.38%
2021	\$432,240,000	\$3,844,490,065	11.24%
2022	\$510,960,000	\$4,436,676,250	11.52%
2023	\$681,070,000	\$4,957,024,595	13.74%

The legal debt limit is calculated as 5% of the value of the taxable property located within the County. For example, in 2013, the County's total outstanding debt was limited to \$2,487,760,820 (5% of the taxable property value). As the property tax values increase or decrease, so does the County's ability to levy debt.

The above graph shows that for the past ten years, Dane County's actual amount of outstanding debt has been less than 12.5% of the legal limit. This is the result of the conservative debt financing policies of the County, and is reflected in the continued excellent (AAA) bond rating awarded to the County.

# 2024 ADOPTED BUDGET

## Existing Debt Service by Fund \*

Year	Debt Service Fund	Airport	Methane Gas Fund	Highway	Consolidated Foods	Solid Waste Fund	Badger Prairie	Printing Services	Total - All Funds	
24	Principal	\$ 58,747,831	\$ 5,990,000	\$ 4,490,635	\$ 5,185,710	\$ 74,647	\$ 5,866,927	\$ 1,618,856	\$ 90,395	\$ 82,065,000
	Interest	\$ 18,563,875	\$ 3,272,681	\$ 593,346	\$ 1,173,795	\$ 9,332	\$ 1,191,135	\$ 194,846	\$ 11,284	\$ 25,010,295
25	Principal	\$ 53,918,022	\$ 6,385,000	\$ 4,389,170	\$ 4,574,239	\$ 69,538	\$ 4,980,230	\$ 1,625,162	\$ 93,639	\$ 76,035,000
	Interest	\$ 15,258,848	\$ 2,869,725	\$ 462,742	\$ 984,873	\$ 6,095	\$ 979,846	\$ 146,384	\$ 8,018	\$ 20,716,531
26	Principal	\$ 49,155,353	\$ 6,695,000	\$ 4,201,894	\$ 4,259,348	\$ 71,627	\$ 4,577,559	\$ 1,631,382	\$ 82,837	\$ 70,675,000
	Interest	\$ 13,623,899	\$ 2,564,575	\$ 345,119	\$ 855,527	\$ 3,986	\$ 831,165	\$ 103,776	\$ 4,782	\$ 18,332,829
27	Principal	\$ 46,576,624	\$ 7,040,000	\$ 4,227,939	\$ 4,123,706	\$ 61,456	\$ 4,403,433	\$ 1,641,590	\$ 80,252	\$ 68,155,000
	Interest	\$ 12,096,999	\$ 2,221,200	\$ 222,042	\$ 733,789	\$ 1,984	\$ 691,259	\$ 60,779	\$ 1,605	\$ 16,029,658
28	Principal	\$ 40,337,812	\$ 7,395,000	\$ 2,277,813	\$ 3,770,082	\$ 18,965	\$ 4,183,952	\$ 871,376	\$ -	\$ 58,855,000
	Interest	\$ 10,605,408	\$ 1,860,325	\$ 122,311	\$ 606,365	\$ 474	\$ 548,161	\$ 29,537	\$ -	\$ 13,772,581
29	Principal	\$ 34,908,627	\$ 7,780,000	\$ 850,808	\$ 3,575,281	\$ -	\$ 3,205,207	\$ 845,077	\$ -	\$ 51,165,000
	Interest	\$ 9,245,704	\$ 1,480,950	\$ 73,974	\$ 480,384	\$ -	\$ 419,823	\$ 11,415	\$ -	\$ 11,712,251
30	Principal	\$ 31,135,043	\$ 8,175,000	\$ 808,527	\$ 3,495,156	\$ -	\$ 3,174,715	\$ 41,560	\$ -	\$ 46,830,000
	Interest	\$ 8,045,119	\$ 1,082,075	\$ 50,899	\$ 358,784	\$ -	\$ 307,363	\$ 2,056	\$ -	\$ 9,846,296
31	Principal	\$ 28,224,489	\$ 8,580,000	\$ 588,934	\$ 3,018,815	\$ -	\$ 2,257,115	\$ 10,647	\$ -	\$ 42,680,000
	Interest	\$ 6,989,800	\$ 676,750	\$ 29,474	\$ 246,674	\$ -	\$ 207,981	\$ 1,118	\$ -	\$ 8,151,796
32	Principal	\$ 25,389,623	\$ 8,960,000	\$ 481,481	\$ 2,504,531	\$ -	\$ 2,338,283	\$ 11,082	\$ -	\$ 39,685,000
	Interest	\$ 6,011,922	\$ 296,600	\$ 9,855	\$ 147,034	\$ -	\$ 121,109	\$ 683	\$ -	\$ 6,587,203
33	Principal	\$ 19,645,900	\$ 2,935,000	\$ 6,219	\$ 1,611,948	\$ -	\$ 919,398	\$ 11,535	\$ -	\$ 25,130,000
	Interest	\$ 5,124,242	\$ 58,700	\$ 149	\$ 67,515	\$ -	\$ 59,633	\$ 231	\$ -	\$ 5,310,469
34	Principal	\$ 12,918,438	\$ -	\$ -	\$ 673,453	\$ -	\$ 418,109	\$ -	\$ -	\$ 14,010,000
	Interest	\$ 4,452,311	\$ -	\$ -	\$ 24,955	\$ -	\$ 34,943	\$ -	\$ -	\$ 4,512,209
35	Principal	\$ 11,861,044	\$ -	\$ -	\$ 330,340	\$ -	\$ 418,616	\$ -	\$ -	\$ 12,610,000
	Interest	\$ 3,937,298	\$ -	\$ -	\$ 7,571	\$ -	\$ 20,063	\$ -	\$ -	\$ 3,964,931
36	Principal	\$ 11,470,200	\$ -	\$ -	\$ 68,460	\$ -	\$ 116,340	\$ -	\$ -	\$ 11,655,000
	Interest	\$ 3,444,594	\$ -	\$ -	\$ 941	\$ -	\$ 10,580	\$ -	\$ -	\$ 3,456,116
37	Principal	\$ 11,904,845	\$ -	\$ -	\$ -	\$ -	\$ 120,155	\$ -	\$ -	\$ 12,025,000
	Interest	\$ 2,944,677	\$ -	\$ -	\$ -	\$ -	\$ 6,442	\$ -	\$ -	\$ 2,951,119
38	Principal	\$ 12,141,031	\$ -	\$ -	\$ -	\$ -	\$ 123,969	\$ -	\$ -	\$ 12,265,000
	Interest	\$ 2,470,574	\$ -	\$ -	\$ -	\$ -	\$ 2,169	\$ -	\$ -	\$ 2,472,744
39	Principal	\$ 12,385,000	\$ -	\$ -	\$ -	\$ -	\$ -	\$ -	\$ -	\$ 12,385,000
	Interest	\$ 2,026,872	\$ -	\$ -	\$ -	\$ -	\$ -	\$ -	\$ -	\$ 2,026,872
40	Principal	\$ 11,525,000	\$ -	\$ -	\$ -	\$ -	\$ -	\$ -	\$ -	\$ 11,525,000
	Interest	\$ 1,585,550	\$ -	\$ -	\$ -	\$ -	\$ -	\$ -	\$ -	\$ 1,585,550
41	Principal	\$ 11,445,000	\$ -	\$ -	\$ -	\$ -	\$ -	\$ -	\$ -	\$ 11,445,000
	Interest	\$ 1,142,575	\$ -	\$ -	\$ -	\$ -	\$ -	\$ -	\$ -	\$ 1,142,575
42	Principal	\$ 11,010,000	\$ -	\$ -	\$ -	\$ -	\$ -	\$ -	\$ -	\$ 11,010,000
	Interest	\$ 688,844	\$ -	\$ -	\$ -	\$ -	\$ -	\$ -	\$ -	\$ 688,844
43	Principal	\$ 10,865,000	\$ -	\$ -	\$ -	\$ -	\$ -	\$ -	\$ -	\$ 10,865,000
	Interest	\$ 230,881	\$ -	\$ -	\$ -	\$ -	\$ -	\$ -	\$ -	\$ 230,881
<b>Total</b>	<b>Principal</b>	<b>\$ 505,564,881</b>	<b>\$ 69,935,000</b>	<b>\$ 22,323,420</b>	<b>\$ 37,191,069</b>	<b>\$ 296,232</b>	<b>\$ 37,104,008</b>	<b>\$ 8,308,267</b>	<b>\$ 347,123</b>	<b>\$ 681,070,000</b>
	<b>Interest</b>	<b>\$ 128,489,992</b>	<b>\$ 16,383,581</b>	<b>\$ 1,909,910</b>	<b>\$ 5,688,207</b>	<b>\$ 21,872</b>	<b>\$ 5,431,673</b>	<b>\$ 550,825</b>	<b>\$ 25,690</b>	<b>\$ 158,501,749</b>

Debt Service for Alliant Energy Center & Highway Construction Capital is included in the Debt Service Fund.

# DANE COUNTY, WISCONSIN

## DANE COUNTY, WISCONSIN 2024 PRINCIPAL AND INTEREST PAYMENT SCHEDULE

YEAR OF MATURITY	2012 General Obligation Bonds Series 2012C \$9,225,000 @ 2.6483%		2013 General Obligation Bonds Series 2013A \$19,835,000 @ 3.8076%		2014 General Obligation Notes Series 2014A \$35,075,000 @ 1.9597%		2014 General Obligation Bonds Series 2014B \$28,455,000 @ 3.2039074%		2015 General Obligation Notes Series 2015A \$43,085,000 @ 2.048229%	
	PRINCIPAL	INTEREST	PRINCIPAL	INTEREST	PRINCIPAL	INTEREST	PRINCIPAL	INTEREST	PRINCIPAL	INTEREST
2024	\$465,000.00	\$135,075.00	\$980,000.00	\$444,416.26	\$2,975,000.00	\$39,046.88	\$1,390,000.00	\$557,868.76	\$3,770,000.00	\$173,100.00
2025	\$480,000.00	\$120,900.00	\$1,015,000.00	\$410,116.26			\$1,435,000.00	\$515,493.76	\$3,885,000.00	\$58,275.00
2026	\$495,000.00	\$106,275.00	\$1,055,000.00	\$372,572.51			\$1,475,000.00	\$471,843.76		
2027	\$505,000.00	\$91,275.00	\$1,095,000.00	\$332,260.01			\$1,520,000.00	\$426,918.76		
2028	\$520,000.00	\$75,900.00	\$1,135,000.00	\$289,028.76			\$1,570,000.00	\$380,568.76		
2029	\$540,000.00	\$60,000.00	\$1,185,000.00	\$242,628.76			\$1,615,000.00	\$331,784.39		
2030	\$560,000.00	\$43,500.00	\$1,230,000.00	\$194,328.76			\$1,675,000.00	\$279,331.27		
2031	\$575,000.00	\$26,475.00	\$1,285,000.00	\$143,225.63			\$1,730,000.00	\$222,918.76		
2032	\$595,000.00	\$8,925.00	\$1,335,000.00	\$88,353.75			\$1,780,000.00	\$162,575.00		
2033			\$1,395,000.00	\$29,992.50			\$1,840,000.00	\$99,225.00		
2034							\$1,915,000.00	\$33,512.50		
2035										
2036										
2037										
2038										
2039										
2040										
2041										
2042										
2043										
<b>TOTALS</b>	<b>\$4,735,000.00</b>	<b>\$668,325.00</b>	<b>\$11,710,000.00</b>	<b>\$2,546,923.20</b>	<b>\$2,975,000.00</b>	<b>\$39,046.88</b>	<b>\$17,945,000.00</b>	<b>\$3,482,040.72</b>	<b>\$7,655,000.00</b>	<b>\$231,375.00</b>

YEAR OF MATURITY	2015 General Obligation Bonds Series 2015B \$40,960,000 @ 2.71625%		2016 General Obligation Notes Series 2016A \$28,865,000 @ 1.3884%		2016 General Obligation Bonds Series 2016B \$1,935,000 @ 2.3719%		2017 General Obligation Notes Series 2017A \$59,765,000.00		2017 General Obligation Bonds Series 2017B \$8,860,000.00	
	PRINCIPAL	INTEREST	PRINCIPAL	INTEREST	PRINCIPAL	INTEREST	PRINCIPAL	INTEREST	PRINCIPAL	INTEREST
2024	\$2,790,000.00	\$689,356.00	\$1,960,000.00	\$100,400.00	\$90,000.00	\$31,275.00	\$5,300,000.00	\$527,075.00	\$545,000.00	\$173,050.00
2025	\$2,880,000.00	\$604,306.00	\$2,000,000.00	\$60,800.00	\$95,000.00	\$29,425.00	\$5,490,000.00	\$338,725.00	\$570,000.00	\$153,475.00
2026	\$2,975,000.00	\$516,481.00	\$2,040,000.00	\$20,400.00	\$95,000.00	\$27,525.00	\$5,625,000.00	\$200,125.00	\$595,000.00	\$130,175.00
2027	\$3,070,000.00	\$425,806.00			\$95,000.00	\$25,625.00	\$5,755,000.00	\$71,938.00	\$620,000.00	\$105,875.00
2028	\$1,975,000.00	\$347,663.00			\$100,000.00	\$23,675.00			\$635,000.00	\$87,125.00
2029	\$1,170,000.00	\$296,556.00			\$100,000.00	\$21,825.00			\$650,000.00	\$73,483.00
2030	\$1,205,000.00	\$257,963.00			\$105,000.00	\$19,393.75			\$670,000.00	\$56,100.00
2031	\$1,250,000.00	\$216,506.00			\$105,000.00	\$16,847.50			\$200,000.00	\$43,050.00
2032	\$1,295,000.00	\$171,969.00			\$110,000.00	\$14,052.50			\$205,000.00	\$36,975.00
2033	\$1,340,000.00	\$125,856.00			\$110,000.00	\$11,192.50			\$210,000.00	\$30,750.00
2034	\$1,385,000.00	\$77,303.00			\$115,000.00	\$8,181.25			\$220,000.00	\$24,300.00
2035	\$1,440,000.00	\$26,100.00			\$120,000.00	\$4,950.00			\$225,000.00	\$17,625.00
2036					\$120,000.00	\$1,650.00			\$235,000.00	\$10,725.00
2037									\$240,000.00	\$3,600.00
2038										
2039										
2040										
2041										
2042										
2043										
<b>TOTALS</b>	<b>\$22,775,000.00</b>	<b>\$3,755,865.00</b>	<b>\$6,000,000.00</b>	<b>\$181,600.00</b>	<b>\$1,360,000.00</b>	<b>\$235,417.50</b>	<b>\$22,170,000.00</b>	<b>\$1,137,863.00</b>	<b>\$5,820,000.00</b>	<b>\$946,288.00</b>

**DANE COUNTY, WISCONSIN**  
**2024 PRINCIPAL AND INTEREST PAYMENT SCHEDULE**

YEAR OF MATURITY	2017 General Obligation Taxable Notes Series 2017C		2018 General Obligation Notes Series 2018A \$48,450,000 @ 2.483%		2018 General Obligation Bonds Series 2018B \$4,865,000 @ 3.2285%		2018 General Obligation Notes Series 2018C \$11,860,000 @ 3.2355%		2019 General Obligation Notes Series 2019A \$56,120,000 @ 1.4685%	
	PRINCIPAL	INTEREST	PRINCIPAL	INTEREST	PRINCIPAL	INTEREST	PRINCIPAL	INTEREST	PRINCIPAL	INTEREST
2024	\$1,540,000.00	\$153,130.00	\$4,240,000.00	\$661,350.00	\$195,000.00	\$137,625.00	\$1,205,000.00	\$191,565.00	\$6,140,000.00	\$554,200.00
2025	\$1,590,000.00	\$103,250.00	\$4,395,000.00	\$509,850.00	\$205,000.00	\$127,625.00	\$1,240,000.00	\$153,048.00	\$4,735,000.00	\$445,450.00
2026	\$1,630,000.00	\$63,795.00	\$4,550,000.00	\$353,700.00	\$215,000.00	\$117,125.00	\$1,280,000.00	\$112,088.00	\$4,830,000.00	\$349,800.00
2027	\$1,670,000.00	\$21,710.00	\$4,685,000.00	\$215,175.00	\$225,000.00	\$107,250.00	\$1,325,000.00	\$68,774.00	\$4,925,000.00	\$252,250.00
2028			\$4,830,000.00	\$72,450.00	\$235,000.00	\$98,050.00	\$1,370,000.00	\$23,290.00	\$5,025,000.00	\$152,750.00
2029					\$240,000.00	\$89,750.00			\$5,125,000.00	\$51,250.00
2030					\$250,000.00	\$82,400.00				
2031					\$260,000.00	\$74,425.00				
2032					\$265,000.00	\$65,894.00				
2033					\$275,000.00	\$57,119.00				
2034					\$285,000.00	\$47,841.00				
2035					\$295,000.00	\$38,053.00				
2036					\$305,000.00	\$27,738.00				
2037					\$315,000.00	\$16,888.00				
2038					\$325,000.00	\$5,688.00				
2039										
2040										
2041										
2042										
2043										
<b>TOTALS</b>	<b>\$6,430,000.00</b>	<b>\$341,865.00</b>	<b>\$22,700,000.00</b>	<b>\$1,812,525.00</b>	<b>\$3,690,000.00</b>	<b>\$1,093,471.00</b>	<b>\$6,420,000.00</b>	<b>\$548,765.00</b>	<b>\$30,780,000.00</b>	<b>\$1,805,700.00</b>

YEAR OF MATURITY	2019 General Obligation Bonds Series 2019B \$20,995,000 @ 2.1686%		2019 General Obligation Airport Notes Series 2019C \$5,510,000 @ 1.6144%		2019 General Obligation Bonds Series 2019D \$34,395,000 @ 1.3544%		2020 General Obligation Notes Series 2020A \$45,855,000.00		2020 General Obligation Bonds Series 2020B \$9,020,000.00	
	PRINCIPAL	INTEREST	PRINCIPAL	INTEREST	PRINCIPAL	INTEREST	PRINCIPAL	INTEREST	PRINCIPAL	INTEREST
2024	\$870,000.00	\$430,719.00	\$1,145,000.00	\$8,588.00	\$3,335,000.00	\$211,825.00	\$5,050,000.00	\$510,600.00	\$390,000.00	\$135,037.50
2025	\$885,000.00	\$413,169.00			\$3,110,000.00	\$130,700.00	\$5,135,000.00	\$408,750.00	\$400,000.00	\$127,137.50
2026	\$910,000.00	\$390,669.00			\$1,845,000.00	\$81,150.00	\$3,440,000.00	\$323,000.00	\$405,000.00	\$119,087.50
2027	\$935,000.00	\$362,994.00			\$995,000.00	\$52,750.00	\$3,505,000.00	\$253,550.00	\$415,000.00	\$110,887.50
2028	\$965,000.00	\$334,494.00			\$1,020,000.00	\$32,600.00	\$3,575,000.00	\$182,750.00	\$420,000.00	\$102,537.50
2029	\$995,000.00	\$305,094.00			\$1,040,000.00	\$12,000.00	\$3,645,000.00	\$110,550.00	\$430,000.00	\$94,037.50
2030	\$1,025,000.00	\$274,794.00			\$40,000.00	\$1,200.00	\$3,705,000.00	\$37,050.00	\$440,000.00	\$85,337.50
2031	\$1,055,000.00	\$243,594.00			\$40,000.00	\$400.00			\$450,000.00	\$76,437.50
2032	\$1,085,000.00	\$216,241.00							\$455,000.00	\$68,809.38
2033	\$1,110,000.00	\$192,225.00							\$465,000.00	\$62,484.38
2034	\$1,135,000.00	\$166,259.00							\$470,000.00	\$55,762.50
2035	\$1,160,000.00	\$139,006.00							\$475,000.00	\$48,378.13
2036	\$1,190,000.00	\$110,356.00							\$485,000.00	\$40,578.13
2037	\$1,220,000.00	\$80,231.00							\$490,000.00	\$32,350.00
2038	\$1,250,000.00	\$49,356.00							\$500,000.00	\$23,687.50
2039	\$1,285,000.00	\$16,866.00							\$510,000.00	\$14,531.25
2040									\$520,000.00	\$4,875.00
2041										
2042										
2043										
<b>TOTALS</b>	<b>\$17,075,000.00</b>	<b>\$3,726,067.00</b>	<b>\$1,145,000.00</b>	<b>\$8,588.00</b>	<b>\$11,425,000.00</b>	<b>\$522,625.00</b>	<b>\$28,055,000.00</b>	<b>\$1,826,250.00</b>	<b>\$7,720,000.00</b>	<b>\$1,201,956.27</b>



## DANE COUNTY, WISCONSIN 2024 PRINCIPAL AND INTEREST PAYMENT SCHEDULE

YEAR OF MATURITY	2020 General Obligation Notes Series 2020C \$16,980,000.00		2021 General Obligation Notes Series 2021A \$43,010,000.00		2021 General Obligation Bonds Series 2021B \$15,040,000.00		2021 General Obligation Notes Series 2021C \$12,090,000.00		2022 General Obligation Notes Series 2022A \$75,670,000.00	
	PRINCIPAL	INTEREST	PRINCIPAL	INTEREST	PRINCIPAL	INTEREST	PRINCIPAL	INTEREST	PRINCIPAL	INTEREST
2024	\$1,820,000.00	\$90,077.50	\$5,700,000.00	\$428,050.00	\$635,000.00	\$252,900.00	\$1,230,000.00	\$99,763.00	\$8,815,000.00	\$2,640,750.00
2025	\$1,825,000.00	\$81,418.75	\$4,700,000.00	\$350,050.00	\$645,000.00	\$240,100.00	\$1,240,000.00	\$92,348.00	\$7,685,000.00	\$2,310,750.00
2026	\$1,560,000.00	\$70,940.00	\$4,760,000.00	\$291,000.00	\$655,000.00	\$230,375.00	\$1,250,000.00	\$83,008.00	\$8,000,000.00	\$1,997,050.00
2027	\$1,570,000.00	\$58,807.00	\$3,035,000.00	\$244,438.00	\$670,000.00	\$220,400.00	\$1,160,000.00	\$71,918.00	\$8,325,000.00	\$1,670,550.00
2028	\$1,585,000.00	\$44,210.00	\$3,095,000.00	\$182,988.00	\$680,000.00	\$206,900.00	\$1,170,000.00	\$58,808.00	\$5,965,000.00	\$1,354,925.00
2029	\$1,605,000.00	\$27,457.50	\$3,160,000.00	\$120,600.00	\$695,000.00	\$193,150.00	\$1,185,000.00	\$44,085.00	\$6,270,000.00	\$1,049,050.00
2030	\$1,620,000.00	\$9,315.00	\$3,205,000.00	\$72,863.00	\$710,000.00	\$179,100.00	\$1,205,000.00	\$27,646.00	\$6,590,000.00	\$727,550.00
2031			\$3,255,000.00	\$24,413.00	\$720,000.00	\$166,600.00	\$1,220,000.00	\$9,455.00	\$6,895,000.00	\$424,900.00
2032					\$735,000.00	\$153,850.00			\$7,175,000.00	\$143,500.00
2033					\$750,000.00	\$139,000.00				
2034					\$765,000.00	\$123,850.00				
2035					\$780,000.00	\$108,400.00				
2036					\$795,000.00	\$92,650.00				
2037					\$810,000.00	\$76,600.00				
2038					\$830,000.00	\$60,200.00				
2039					\$845,000.00	\$43,450.00				
2040					\$865,000.00	\$26,350.00				
2041					\$885,000.00	\$8,850.00				
2042										
2043										
<b>TOTALS</b>	<b>\$11,585,000.00</b>	<b>\$382,225.75</b>	<b>\$30,910,000.00</b>	<b>\$1,714,402.00</b>	<b>\$13,470,000.00</b>	<b>\$2,522,725.00</b>	<b>\$9,660,000.00</b>	<b>\$487,031.00</b>	<b>\$65,720,000.00</b>	<b>\$12,319,025.00</b>

YEAR OF MATURITY	2022 General Obligation Bonds Series 2022B \$8,445,000.00		2022 General Obligation Notes Series 2022C \$14,415,000.00		2022 General Obligation Bonds 2022D \$46,565,000.00		2023 General Obligation Notes 2023A		2023 General Obligation Bonds 2023B	
	PRINCIPAL	INTEREST	PRINCIPAL	INTEREST	PRINCIPAL	INTEREST	PRINCIPAL	INTEREST	PRINCIPAL	INTEREST
2024	\$265,000.00	\$341,243.76	\$1,340,000.00	\$496,795.00	\$4,845,000.00	\$2,077,800.00	\$8,670,000.00	\$3,302,726.00	\$3,475,000.00	\$7,621,336.00
2025	\$275,000.00	\$327,743.76	\$1,395,000.00	\$441,795.00	\$4,370,000.00	\$1,893,500.00	\$6,730,000.00	\$2,443,950.00	\$4,720,000.00	\$6,374,931.00
2026	\$285,000.00	\$313,743.76	\$1,450,000.00	\$384,695.00	\$4,575,000.00	\$1,691,725.00	\$6,630,000.00	\$2,109,950.00	\$4,990,000.00	\$6,108,581.00
2027	\$300,000.00	\$299,118.76	\$1,515,000.00	\$325,195.00	\$4,810,000.00	\$1,457,100.00	\$6,965,000.00	\$1,770,075.00	\$5,240,000.00	\$5,852,831.00
2028	\$320,000.00	\$283,618.76	\$1,380,000.00	\$267,195.00	\$5,055,000.00	\$1,210,475.00	\$7,325,000.00	\$1,412,825.00	\$5,515,000.00	\$5,583,956.00
2029	\$335,000.00	\$267,243.76	\$1,435,000.00	\$210,795.00	\$5,315,000.00	\$951,225.00	\$5,125,000.00	\$1,101,575.00	\$5,820,000.00	\$5,271,481.00
2030	\$350,000.00	\$250,118.76	\$1,490,000.00	\$153,216.25	\$5,585,000.00	\$678,725.00	\$5,385,000.00	\$838,825.00	\$6,120,000.00	\$4,974,481.00
2031	\$370,000.00	\$232,118.76	\$1,550,000.00	\$94,115.00	\$5,870,000.00	\$392,350.00	\$5,635,000.00	\$591,500.00	\$6,370,000.00	\$4,724,681.00
2032	\$390,000.00	\$213,118.76	\$1,615,000.00	\$31,896.25	\$6,140,000.00	\$122,800.00	\$5,865,000.00	\$361,500.00	\$6,630,000.00	\$4,464,681.00
2033	\$410,000.00	\$193,118.76					\$6,105,000.00	\$122,100.00	\$6,935,000.00	\$4,158,706.00
2034	\$430,000.00	\$172,118.76							\$7,290,000.00	\$3,803,081.00
2035	\$450,000.00	\$153,212.51							\$7,665,000.00	\$3,429,206.00
2036	\$465,000.00	\$136,337.51							\$8,060,000.00	\$3,036,081.00
2037	\$480,000.00	\$118,618.76							\$8,470,000.00	\$2,622,831.00
2038	\$500,000.00	\$99,931.26							\$8,860,000.00	\$2,233,881.00
2039	\$520,000.00	\$79,843.76							\$9,225,000.00	\$1,872,181.00
2040	\$545,000.00	\$58,543.76							\$9,595,000.00	\$1,495,781.00
2041	\$565,000.00	\$35,990.63							\$9,995,000.00	\$1,097,734.00
2042	\$590,000.00	\$12,168.75							\$10,420,000.00	\$676,675.00
2043									\$10,865,000.00	\$230,881.00
<b>TOTALS</b>	<b>\$7,845,000.00</b>	<b>\$3,587,953.30</b>	<b>\$13,170,000.00</b>	<b>\$2,405,697.50</b>	<b>\$46,565,000.00</b>	<b>\$10,475,700.00</b>	<b>\$64,435,000.00</b>	<b>\$14,055,026.00</b>	<b>\$146,260,000.00</b>	<b>\$75,633,997.00</b>

**DANE COUNTY, WISCONSIN  
2024 PRINCIPAL AND INTEREST PAYMENT SCHEDULE**

YEAR OF MATURITY	2023 Taxable General Obligation Notes 2023C		2023 General Obligation Airport Notes 2023D		Totals	
	PRINCIPAL	INTEREST	PRINCIPAL	INTEREST	PRINCIPAL	INTEREST
2024	\$895,000.00	\$608,646.00	\$0.00	\$1,186,293.00	\$82,065,000.00	\$25,011,682.66
2025	\$890,000.00	\$474,313.00	\$2,015,000.00	\$976,225.00	\$76,035,000.00	\$20,717,620.03
2026	\$940,000.00	\$423,988.00	\$2,120,000.00	\$872,850.00	\$70,675,000.00	\$18,333,717.53
2027	\$995,000.00	\$370,775.00	\$2,230,000.00	\$764,100.00	\$68,155,000.00	\$16,030,346.03
2028	\$1,050,000.00	\$314,538.00	\$2,340,000.00	\$649,850.00	\$58,855,000.00	\$13,773,170.78
2029	\$1,020,000.00	\$257,613.00	\$2,465,000.00	\$529,725.00	\$51,165,000.00	\$11,712,738.91
2030	\$1,075,000.00	\$200,000.00	\$2,590,000.00	\$403,350.00	\$46,830,000.00	\$9,846,588.29
2031	\$1,135,000.00	\$143,481.00	\$2,710,000.00	\$284,400.00	\$42,680,000.00	\$8,151,893.15
2032	\$1,190,000.00	\$88,263.00	\$2,820,000.00	\$173,800.00	\$39,685,000.00	\$6,587,203.64
2033	\$1,250,000.00	\$30,000.00	\$2,935,000.00	\$58,700.00	\$25,130,000.00	\$5,310,469.14
2034					\$14,010,000.00	\$4,512,209.01
2035					\$12,610,000.00	\$3,964,930.64
2036					\$11,655,000.00	\$3,456,115.64
2037					\$12,025,000.00	\$2,951,118.76
2038					\$12,265,000.00	\$2,472,743.76
2039					\$12,385,000.00	\$2,026,872.01
2040					\$11,525,000.00	\$1,585,549.76
2041					\$11,445,000.00	\$1,142,574.63
2042					\$11,010,000.00	\$688,843.75
2043					\$10,865,000.00	\$230,881.00
<b>TOTALS</b>	<b>\$10,440,000.00</b>	<b>\$2,911,617.00</b>	<b>\$22,225,000.00</b>	<b>\$5,899,293.00</b>	<b>\$681,070,000.00</b>	<b>\$156,507,269.12</b>



## VIII. GLOSSARY



**GLOSSARY OF BUDGET TERMS**

Accrual Basis	The basis of accounting under which revenues are recognized when they are earned and become measurable and expenditures are recognized when they are incurred and become measurable.
ADA	Americans with Disabilities Act
ADRC	Aging and Disability Resource Center
AEC	Alliant Energy Center
AED	Automatic External Defibrillator
Appropriation	An expenditure or revenue amount set aside in the County's annual budget for a specified purpose.
Appropriation Resolution	A resolution adopted by the County Board and signed by the County Executive through which appropriations are given legal effect. The adopted Capital Budget and Operating Budget Appropriations Resolutions together constitute the County Budget as defined in s.65.90, Wisconsin State Statutes.
Balanced Budget	Budget expenditures shall equal the sum of revenues generated in the current period and undesignated fund balances applied from prior years.
Base Budget	The budget which departments are sent at the beginning of the budget process. Departments then build their budget request through the addition of decision items that either increase or decrease the Base. Base budgets include any negotiated or anticipated salary and benefit increases. All operating, contractual service and revenue accounts in the Base are equal to the current year adopted budget amounts, except for insurance and principal and interest payments that are adjusted based on anticipated amounts for the upcoming year. All operating capital is zeroed out of the Base budget.

**GLOSSARY OF BUDGET TERMS**

Board of Supervisors	The Dane County Board of Supervisors is a body of government comprising 37 elected supervisors from each of the districts in the county. The Board acts similarly to the state legislature in that it is the policy-making body of the County government. It establishes county ordinances, levies taxes, passes laws concerning law enforcement and appropriates money for services.
BPHCC	Badger Prairie Health Care Center
BTU	British Thermal Units
Budget	A plan of financial operation embodying an estimate of proposed expenditures for a given period and the proposed means of financing them. Used without any modifier, the term usually indicates a financial plan for a single fiscal year. As defined in s 65.90, Wisconsin State Statutes, the Capital Budget and Operating Budget Appropriations Resolutions adopted by the County Board and signed by the County Executive.
Budget Narrative	A document describing the county's financial plan of operation embodying proposed expenditures for a given period, generally a fiscal year, and the proposed means of financing them. It may also include narrative, historical, comparative, summary and other financial information as well as information regarding the process through which budget decisions are made.
Capital Assets	Assets of significant value and having a useful life of several years. Capital assets, sometimes referred to as fixed assets, include buildings, equipment, improvements other than buildings, and land. In the private sector, these assets are referred to most often as property, plant and equipment.
Capital Improvement Program	A plan for capital expenditures to be incurred each year over a fixed number of years, usually five, to meet capital needs arising from the long-term work program or other

**GLOSSARY OF BUDGET TERMS (continued)**

capital needs. It sets forth each project or other contemplated expenditure in which the government is to have a part and specifies the resources estimated to be available to finance the projected expenditures.

Capital Outlay	Assets of \$2,500 or more that have a useful life in excess of two years, or any in excess of any borrowing, and are of a non-recurring nature.
Capital Project	Major investments in public facilities and infrastructure, including building (new and/or remodeling), highways, equipment, information systems and land.
Carry Forward	Budget authority that does not lapse at the end of a fiscal year, but is allowed to be extended into the following fiscal year. Carry Forwards are usually associated with large-scale capital projects, equipment acquisition or grants that may span multiple fiscal years.
CCB	City County Building
CCS	Comprehensive Community Services
CDBG	Community Development Block Grant
CFS	Consolidated Food Service
CNG	Compressed Natural Gas
Consumer Price Index (CPI)	A statistical description of price levels published by the United States Department of Labor's Bureau of Labor Statistics. This index is used to measure the amount of economic inflation/deflation, or increase/decrease in the cost of living.



**GLOSSARY OF BUDGET TERMS (continued)**

Contingency	An appropriation of funds to cover unforeseen expenditures which may occur during the budget year.
CRC	Community Restorative Court
CRLF	Commercial Revitalization Loan Fund
CYF	Children, Youth, and Families
DAMA	Dane Arts Mural Arts
DCLETC	Dane County Law Enforcement Training Center
DCSO	Dane County Sheriff's Office
Debt Service	The payment of principal and related interest as a result of incurring long-term debt.
Debt Service Fund	A fund established to account for the accumulation of resources for, and the payment of, general long-term debt principal and interest.
Decision Item (DI)	A change to an agency's budget that encompasses all the increases and/or decreases related to a particular programmatic change or need.
Depreciation	The expiration in the service life of fixed assets attributable to wear and tear, deterioration, action of the physical elements, inadequacy and obsolescence. In accounting for depreciation, the cost of a capital asset, less any salvage value, is prorated over the estimated service life of the asset, and each period is charged with a portion of such cost. Through this process, the entire cost of the asset is ultimately charged off as an expense.

**GLOSSARY OF BUDGET TERMS (continued)**

Designated Fund Balance	That portion of the unreserved fund balance which has been designated by the County Board for tentative future spending plans (e.g. for contingencies or equipment replacement).
DI	Decision Item
DIM	Division of Information Management
DOA	Department of Administration
EAB	Emerald Ash Borer
EDC	East District Campus
Encumbrances	Commitments related to unperformed contracts for goods or services. Used in budgeting, encumbrances are not GAAP expenditures or liabilities, but represent the estimated amount of expenditures ultimately to result if unperformed contracts in process are completed.
Enterprise Fund	A fund established to account for operations that are financed and operated in a manner similar to private business enterprises - where the intent of the governing body is that the costs of providing services to the general public on a continuing basis be financed or recovered primarily through user charges. Examples include the Airport and Solid Waste funds.
EOC	Emergency Operations Center
EOD	Explosive Ordinance Disposal
Estimate	An estimate is a projection of the current year's revenues or expenditures.

**GLOSSARY OF BUDGET TERMS (continued)**

Expenditures	Decreases in net financial resources. Expenditures include current operating expenses requiring the present or future use of net current assets, debt service and capital outlays, and intergovernmental grants, entitlements and shared revenues.
Equalized Value	The value of taxable property in a municipality as certified by the Wisconsin Department of Revenue, Bureau of Property Tax. Equalized values are used to achieve comparability between municipalities due to differing assessment policies.
Fiduciary Funds	Funds used to report assets held in a trustee or agency capacity for others which therefore cannot be used to support the government's own programs. The fiduciary fund category includes pension (and other employee benefit) trusts funds, investment trust funds, private-purpose trust funds, and agency funds.
Finance Contingent Fund	Funds for emergency and other purposes that may arise during the year requiring the expenditure of money in addition to any appropriations, and for purposes for which no express provision is made in the budget.
Fiscal Year	A 12-month period to which the annual operating budget applies and at the end of which a government determines its financial position and the results of its operations. Dane County's fiscal year is January 1 through December 31.
Full-Time Equivalent (FTE)	The hourly equivalent of a full-time employee - an employee working what is considered to be a standard work week, which in general is 40 hours per week. An FTE can be made up of either one full-time employee or two or more part-time employees whose total hours add up to a standard work week.
Fund	A fiscal and accounting entity with a self-balancing set of accounts in which cash and other financial resources, all related liabilities and residual equities, or balances, and

**GLOSSARY OF BUDGET TERMS (continued)**

	changes therein, are recorded and segregated to carry on specific activities or attain certain objectives in accordance with special regulations, restrictions or limitations.
Fund Balance	The difference between fund assets and fund liabilities of governmental and similar trust funds.
Fund Balance Applied	The portion of the Unreserved, Undesignated Fund Balance exceeding the desired Fund Reserve amount which is used to finance a portion of the budget which would otherwise be levied for.
Fund Balance Levied	An amount included in the tax levy to increase the Unreserved, Undesignated Fund Balance to the desired Fund Reserve amount.
GAAP	Generally Accepted Accounting Principles (defined below)
GASB	Governmental Accounting Standards Board (defined below)
General Fund	The fund used to account for all financial resources, except those required to be accounted for in another fund.
General Fund Reserve	The Unreserved, Undesignated Fund Balance in the County's General Fund. The County has established a General Fund Reserve of 3.0% of the operating expenditures less capital outlay.
General Obligation Bonds	Bonds which the full faith and credit of the issuing government are pledged for payment.
General Purpose Revenues	"General Purpose Revenues" consist of general taxes collected by the County which are paid into specific funds, lose their identity, and are then available for general appropriation. They include property taxes, sales taxes, shared revenues from the State of Wisconsin, and fund balances applied and levied.

**GLOSSARY OF BUDGET TERMS (continued)**

Generally Accepted Accounting Principles	The conventions, rules and procedures that serve as the norm for the fair presentation of financial statements.
Geographic Information System (GIS)	A computer-based technology tool to display and map information for planning and analysis.
Governmental Accounting Standards Board	The ultimate authoritative accounting and financial reporting standard-setting body for state and local governments.
Government Finance Officers Association (GFOA)	The GFOA is a professional association of state, provincial and local finance officers dedicated to enhancing and promoting the professional management of governments for the public benefit by identifying and developing financial policies and best practices and promoting their use through education, training, facilitation of member networking, and leadership.
Governmental Funds	Funds generally used to account for tax-supported activities. There are five different types of governmental funds: the general fund, special revenue funds, debt service funds, capital project funds, and permanent funds.
GPR	General Purpose Revenue (defined above)
HVAC	Heating, ventilating and air conditioning
IGA	Intergovernmental Agreement
Impact Fee	A charge imposed on a developer to offset the cost of infrastructure and related services that will need to be provided by the local government.

**GLOSSARY OF BUDGET TERMS (continued)**

Infrastructure	Public domain capital assets such as roads, bridges, drainage systems, and similar assets that are immovable and of value only to the government unit.
Intergovernmental Revenue	Revenue from other governments (i.e., Federal, State, City) in the form of grants, program revenue, entitlements, or shared revenues.
Internal Service Fund	A fund used to account for the financing of goods or services provided by one department or agency to other departments or agencies of a government, or to other governments, on a cost-reimbursement basis.
IRIS	Include, Respect, I Self Direct
IT	Information Technology
Lease-Purchase Agreements	Contractual agreements that are termed leases, but that in substance are purchase contracts over time. Lease-purchase agreements generally are used for equipment and machinery.
Legal Debt Limit	Under Wisconsin State Statutes, a municipality's aggregate amount of debt, including existing indebtedness, shall not exceed 5% of the taxable property located therein as equalized for state purposes.
Limited Term Employee (LTE)	A County employee who fills a temporary or short-term position that provides contingency staffing for County operations during peak workloads, or that addresses temporary staffing needs.
LJAF	Laura and John Arnold Foundation.
Long-Term Debt	Debt with a maturity of more than one year after the date of issuance.

**GLOSSARY OF BUDGET TERMS (continued)**

Major Fund	A fund is considered major if it is the primary operating fund or it meets specific criteria. (Reference <i>Section II. Budget Policies &amp; Structure, Basis of Budgeting &amp; Fund Structure, Major and Non-major Funds of this budget document.</i> )
Maturity	The date on which the principal or stated value of investments or debt obligations are due and may be reclaimed.
MDC	Mobile Digital Computer
ME	Medical Examiner
Mill (Tax) Rate	Rate applied to the equalized value of property to determine property taxes. A mill is 1/10th of a penny, or \$1.00 of tax for each \$1,000 of equalized valuation.
MMSD	Madison Metropolitan Sewerage District
Modified Accrual Basis	The accrual basis of accounting adapted to the governmental fund-type measurement focus. Under it, revenues are recorded when they are measurable and available to finance expenditures of the current period and expenditures are recorded when the liability is incurred.
NACD	National Association of Conservation Districts
NIP	Neighborhood Intervention Program
NPO	Northport Office
Ordinance	A formal legislative enactment by the Board of Supervisors.
Parapet	Low wall – protective wall built where there is a sudden dangerous drop.

**GLOSSARY OF BUDGET TERMS (continued)**

Permanent Funds	A fiduciary fund type used to report resources that are legally restricted to the extent that only earnings, and not principal, may be used for purposes that support the reporting government's programs - that is, for the benefit of the government or its citizenry.
Personnel Costs	Salary and county paid benefit costs for all permanent and limited term employees.
Photovoltaic (PV)	Able to generate a current or voltage when exposed to visible light.
PIE	Partners in Equity
POS	Purchase of Service
Program Specific Revenues	Revenues paid into the County and credited to an appropriation to finance a specific program.
Property Tax Levy	The total amount of taxes to be raised by general property taxes for the purposes specified in the budget appropriations resolution.
Proprietary Funds	Funds that focus on the determination of operating income, changes in net assets (or cost recovery), financial position, and cash flows. There are two types of proprietary funds: enterprise funds and internal service funds.
PSB	Public Safety Building
PSC	Public Safety Communications
Reserved Fund Balance	The portion of fund balance that is not appropriable for expenditure or that is legally segregated for a specific future use.



**GLOSSARY OF BUDGET TERMS (continued)**

RFID	Radio Frequency Identification
RFP	Request for Proposal
RTU	Roof Top Unit
Special Revenue Fund	A fund used to account for the proceeds of specific revenue sources that are legally restricted to expenditure for specified purposes.
Tax Apportionment	The apportionment of the county tax and the whole amount of state taxes and charges levied upon a county, as certified by the State Department of Administration, among the towns, cities and villages of the county according and in proportion to the valuation thereof as determined by the State Department of Revenue. Adjustments are made for participation in County Library, Public Health and Bridge Aid programs.
TID	Tax Incremental Districts
Undesignated Fund Balance	The portion of the unreserved fund balance which has not been designated for any specific use.
Unreserved Fund Balance	The portion of the fund balance which has not been reserved for any specific use.
User Fees	The payment of a fee for direct receipt of a public service by the party benefiting from the service.
Wisconsin State Statutes	State law that is approved and implemented by the Wisconsin Legislature.
WRS	Wisconsin Retirement System

## IX. INDEX



# 2024 ADOPTED BUDGET

## INDEX

Administration .....	135	Budget Overview .....	48
Administration .....	137	Budget Policies and Structure .....	26
Consolidated Food Service .....	171	Budget Process .....	34
Controller .....	155	Budget Users Guide .....	16
Employee Relations .....	157	Budgeted Position Changes Schedule .....	92
Facilities Management		Budgeted Positions Schedule - Detailed .....	633
Facilities Management Administration .....	146	Budgeted Positions Summary by Agency .....	91
Janitorial Services .....	149	Capital Appropriations Schedule .....	959
Maintenance & Construction .....	152	Capital Budget Appropriations Resolution Narrative .....	950
Information Management .....	160	Capital Budget Carryforwards .....	980
Opiate Settlement Fund .....	140	Capital Budget Financing .....	994
Printing & Services .....	168	Capital Budget Overview .....	697
Property & Liability Insurance Fund .....	142	Capital Expenditure History .....	965
Public Works Engineering .....	165	Capital Project Detail Summaries	
Purchasing .....	163	Accessible Shorefishing Impvts .....	844
Workers Compensation .....	144	AEC Business Planning .....	870
Airport .....	528	AEC Strategic Design/Action Pl .....	871
Administration .....	529	AED Replacement .....	760
General Aviation .....	546	Affordable Housing Devel Fund .....	806
Industrial Area .....	549	Animal Health Medical Equipmnt .....	858
Landing Area .....	543	Asphalt & Concrete Repair .....	872
Maintenance .....	533	Attenuator .....	913
Parking Lot .....	540	Audio/Visual Conferencing .....	748
Terminal Complex .....	536	Automation Projects .....	749
Alliant Energy Center .....	444	AV Replace 3Rd Floor Mtg. Rms. ....	720
Administration .....	445	AV Replacement In Chambers .....	721
Agricultural Exhibit Buildings .....	457	Aviary Habitat Project .....	859
Arena .....	454	Backup Data Storage .....	792
Coliseum .....	447	Ballistic Helmets .....	761
Conference Center .....	451	Beacon Equipment Purchase .....	807
Exhibition Hall .....	449	Berm Mining-FTC .....	762
Landscape Areas .....	462	Bike-Pedestrian Plan .....	873
Parking Lots .....	459	Black Earth Creek Restoration .....	840
Subsidized AEC Events .....	464	Body Camera Pilot Project .....	763
Annual Unemployment Statistics .....	569	Body Scanner .....	764
Appendix A – HSD Client Service Contracts >\$100,000 .....	681	BPHCC Resident Floorng Replace .....	801
Basis of Budgeting and Fund Structure .....	40	Brigham Prk Restroom & Showers .....	845
Board of Health for Madison & Dane County .....	391	Brine Trailer .....	914
Budget Activity Structure .....	38	Building Demolition .....	827

**2024 ADOPTED BUDGET****INDEX (continued)**

Bulldozers .....	915	CTH KP-Garfoot Cr Box Culvert .....	897
Buoys & Lights .....	854	CTH KP-STH 19 To USH 12 .....	898
Camera CSI Unit .....	765	CTH M-Br 0046 & Branch Inter .....	899
Campus Design & Construction .....	835	CTH M-CTH Q/Allen Intersection .....	900
Campus Lighting & Elec Review .....	874	CTH MM-USH 14 To McCoy Rd .....	901
Campus Signage .....	875	CTH MN-Bridge B130953 .....	902
Carpet Replacement.....	766	CTH N-Bridge B130042.....	903
Case Management Software .....	758	CTH N-Bridge B130081.....	904
CCB Air Handling Unit Replace .....	729	CTH PQ-Bridge B130072 .....	905
CCB Cellblock Hot Water .....	767	CTH PQ-STH 73 To Cambridge WVL.....	906
CCB Chiller Pump Replacement .....	730	CTH TT-Bridge B130207 .....	907
CCB Land Acknowledgmt Project .....	722	CTH V-CTH N To CTH VV North .....	908
CCB Lighting Controls and Hubs.....	731	CTH V-Main St To Nelson Ct .....	909
CCB MLK Façade Windows & Light.....	732	CTH Y-Bridge B130026.....	910
CCB Westside Showers .....	768	CTH Y-CTH KP To NCOL .....	911
Center Improvements .....	876	Cultural Feature Intpretation.....	846
Coliseum HVAC Upgrade .....	877	Cyber Security Improvements .....	751
Combined Federal Projects .....	940	Dane County Conservation Fund .....	853
Compost Facility Construction .....	813	Dane County CRP .....	856
Compost Permitting and Design .....	814	Data Storage Upgrade.....	752
Computer Equipment.....	750	DCCH Carpet Replacement .....	733
Computer Software & Hardware.....	769	DCCH Cooling Tower Replacement.....	734
Concrete Truss Screed .....	916	DCCH Front Entrance Replace .....	735
Conservation Practice Implemnt.....	855	DCCH HVAC Improvements .....	736
Crackfill Melter .....	917	DCHA Habitat Grant .....	808
Crew Leader Truck .....	918	Deicer Truck Conversion .....	942
CT Area Remodel .....	759	Disaster Recovery Site .....	753
CTH AB-CTH MN to 12 .....	885	Dive Equipment .....	770
CTH A-Bridge B130056.....	886	Dual Fuel 3/4 Ton Trucks .....	919
CTH A-Bridge B130950.....	887	Duct Cleaning CCB PSB .....	771
CTH A-STH 69 to CTH D .....	888	Dump Trucks .....	920
CTH BB-Bridge P130032 .....	889	East District Campus-Geotherml.....	737
CTH F-CTH ID To CTH F North .....	890	EDC Utility Infrastructure .....	738
CTH F-USH 18/151 To CTH Id.....	891	Election Security & Relocation .....	723
CTH G-Bridge B130038 .....	892	Emergency Repair/Replacement .....	921
CTH G-CTH A East To STH 92.....	893	Employee Parking Lot Expansion.....	944
CTH JG-Mt Horeb NVL To CTH ID .....	894	Equipment .....	820
CTH JJ-Bridge P130918 .....	895	Equipment .....	838
CTH K-CTH P To Ripp Rd.....	896	Equipment (Waste & Renewables).....	815

## INDEX (continued)

Equipment For Vehicles .....	772	New Property Stabilization .....	847
Exhibition Hall HVAC Upgrades .....	878	Night Vision & Thermal Devices .....	777
Facilities Custodial Equip .....	739	Northport Roller Shade Install .....	743
Facilities Maintenance Equip .....	740	Other Equipment .....	926
Facility Upgrades .....	828	Park Accessibility Improvemnts .....	848
Facility Upgrades .....	839	Park Improvement Projects .....	849
Farm Worker Housing Fund .....	809	Parking Consultant .....	879
FCS Space Analysis .....	741	Parking Lot Replacement-BPHCC .....	802
Fiber Network Connections .....	754	Parking Safety & Beautfication .....	880
Fitchburg Teen Center .....	810	Passenger Vehicle .....	831
Flock Camera .....	773	Patrol Trucks .....	927
Fly Dane Digital Terrain & Ort .....	812	Penguin Building Project.....	863
Forklift .....	821	Picnic Tables/Grills/Camp Fixt.....	850
Gas Masks .....	774	Polygraph Operator Equipment .....	778
Gas System Upgrades .....	822	PSB Booking Garage Doors .....	779
Green Barn HVAC .....	860	PSB Intake Garage Doors Repl.....	744
H2S System Expansion.....	823	PSC Building.....	794
Heart Of The Zoo Project .....	861	Ramp Pay Station Upgrade .....	883
Highway Culvert Replacements .....	912	Ramp Renovation .....	884
Ho-Chunk History Center .....	724	Range Improvements .....	780
HS Card Access System Upgrade .....	742	Rec Planning and Improvements .....	836
HVAC System Renovations .....	945	Replace DaneCom Site Batteries.....	795
Hydro Excavator Vacuum Truck.....	922	Replace Skid Steer .....	781
Koi Pond Cleaning .....	862	Replacement Equip-Detention .....	799
KVM Switch Replacement.....	793	Replacement Furniture .....	782
Lake Mgmt Repair Parts Inv .....	857	Rescue Shields.....	783
Landscaping Activities .....	829	Resident Care Equipment/Imprvm .....	803
Learning Management Software .....	725	Restroom Renovation/Upgrade .....	804
Less Lethal Launcher .....	775	Rifle Replacement Program .....	784
Liquid Asphalt Distributor.....	923	Road Walk Saw .....	928
Long Term Care & Closure.....	830	Rollers .....	929
Low Boy Trailer .....	924	Scale System Replacement .....	832
Maintenance Building .....	824	SCBA Equipment.....	785
MDC and Radar Units .....	776	Second Harvest Food Pantry .....	727
Mens Shelter Project .....	726	Security Update Crths & PSB .....	786
Message Boards.....	925	Semi-Tractor Replacement.....	930
Microsoft Licensing Project .....	755	Set Rule Improvements .....	825
Mowing/Snow Removal Tractor .....	943	Shelter Home Updates .....	800
Network Infrastructure Upgrade .....	756	Sign Truck.....	931

**2024 ADOPTED BUDGET****INDEX (continued)**

Site 3 - Permitting and Design.....	816	Wisconsin River Trail Crossing.....	852
Site 3 - Preconstruction Activ.....	817	Yahara Clean Implementation.....	842
Site 3 - Property Acquisition.....	818	Yahara River Flow Enhancement.....	843
Site 3 - Water Main Extension.....	819	Zoo Fence Projects.....	866
Skid Steer Brooms.....	932	Zoo Improvements.....	867
Skid Steer Replacement.....	933	Zoo Operating Equipment.....	868
Small Marker Painter.....	934	Zoo Paving Projects.....	869
Solar Installation-BPNN.....	745	Changes in Equalized Value of Real Estate Property.....	564
Solar Installation-HV Zoo.....	864	Clerk of Courts.....	199
St Johns Housing Project.....	811	Court Commissioner Center.....	204
Stewart Restroom Replacement.....	851	General Court Support.....	200
Storage Tanks Truck Mounted.....	935	Guardian ad Litem.....	206
Stormwater Retention.....	881	Law Clerks.....	209
Sweeper.....	936	Community Profile.....	21
Tailgate Conveyors.....	937	Computation of Legal Debt Margin.....	996
Taser Replacement & Supplies.....	787	Corporation Counsel.....	178
Taxiway Improvements.....	941	Child Support Agency.....	186
Tellurian Facility Improvemnts.....	746	Corporation Counsel.....	179
Terminal Modernization Project.....	946	Permanency Planning.....	183
Trailer Set Team.....	788	County Board.....	102
Trailers.....	938	County Clerk.....	127
Tri Axle Trucks.....	939	Administration.....	128
UAV Vehicle Changeover.....	789	Elections.....	132
Unmanned Aerial Vehicle.....	790	County Executive.....	111
Upper Gift Shop HVAC.....	865	Cultural Affairs.....	119
UPS Battery Replacement.....	796	Executive.....	112
UPS Capacitor Replacements.....	797	Legislative Lobbyist.....	114
Vac Truck.....	833	Office of Energy & Climate Change.....	116
Vehicle & Equipment Replacemnt (Administration).....	728	County Taxes – Last 10 Years.....	566
Vehicle & Equipment Replacemnt (Sheriff).....	791	Debt Service.....	552
Vehicle & Equipment Replacemnt (LWRD).....	841	Demographic Statistics – Last 10 Years.....	568
Vehicle Replacement (HSD).....	805	Destination Madison.....	194
Vehicles & Equipment (AEC).....	882	District Attorney.....	222
Verona Campus-CFS & Geothermal.....	747	Crime Response.....	231
Verona Genset Building Improve.....	826	Criminal & Traffic - Adult.....	223
Virtual CAD Workstations.....	798	Criminal & Traffic - Juvenile.....	226
Waste Education Center.....	837	Deferred Prosecution.....	234
Water Truck.....	834	Victim/Witness Unit.....	228
Wireless Infrastructure Upgrade.....	757	Emergency Management.....	264

**INDEX (continued)**

Emergency Medical Services .....	270	CDBG Business Loan .....	383
Emergency Planning .....	265	CDBG-General .....	385
Hazardous Materials Planning.....	268	Child Protective Services.....	329
Equalized Valuation .....	560	Commerce Revolving .....	389
Equalized Value – Last 10 Years .....	562	Comprehensive Community Services .....	316
Equalized Value by Class – Last 10 Years .....	563	CYF Admin Youth Justice & CPS .....	323
Existing Debt Service by Fund .....	998	DAS Administration.....	299
Extension.....	493	DAS Adult Protective Services .....	309
Family Court Services .....	213	DAS Aging & Disability Resource Center .....	306
Financial and Management Policies .....	28	DAS Area Agency on Aging .....	302
General County Revenues.....	76	DAS Disability Services .....	313
General County .....	98	DAS Transportation .....	320
Glossary of Budget Terms .....	1004	EA Contract Services.....	341
Henry Vilas Zoo.....	466	Econ Assistance & Work Services Administration .....	332
Highway & Transportation .....	500	Eligibility .....	335
Administration .....	501	HOME Loan Fund.....	387
Bridge Aid .....	522	Housing Access & Affordability.....	362
CTH Construction .....	517	P&EI Administration .....	344
CTH Maintenance.....	506	P&EI Alternate Care .....	355
Fleet & Facilities .....	514	P&EI Community Programs.....	351
Highway Local Services .....	512	P&EI Counseling & Therapy .....	358
Highway State Services.....	510	P&EI Prevention .....	347
Parking Ramp .....	526	Sensitive Crimes.....	293
Personal Services.....	519	Youth Justice .....	326
Transit & Environmental .....	504	Index.....	1018
WI River Rail Transit Commission.....	524	Juvenile Court .....	274
Historical Society.....	498	Administration & Reception Center .....	275
Human Services .....	284	Detention .....	279
Administration .....	295	Home Detention.....	277
Badger Prairie Health Care Center (Fund 4310)		Shelter Home .....	282
Administration .....	287	Land & Water Resources .....	471
Health Care Center.....	289	Administration .....	472
Behavioral Health Administration .....	366	Conservation.....	487
Behavioral Health CCS.....	380	Lake Management.....	490
Behavioral Health JSCS .....	376	Lussier Family Heritage Center .....	479
Behavioral Health Recovery Management.....	373	Parks.....	476
Behavioral Health Urgent Care.....	369	Water Resources Engineering.....	482
Behavioral Health .....	318	Watersheds & Ecosystem Services.....	485
Capital Consortium .....	338	Land Information Office .....	413



**2024 ADOPTED BUDGET****INDEX (continued)**

Largest Employers .....	570	DaneCom .....	261
Largest Taxpayers .....	571	Public Safety Communications .....	257
Library .....	439	Register of Deeds.....	189
List of Officials.....	12	Salary Schedules .....	575
Major Revenues .....	58	Sales Tax Collections by NAICS Code .....	567
Medical Examiner.....	217	Sheriff .....	237
Miscellaneous Appropriations .....	193	Administration .....	238
Miscellaneous Appropriations .....	497	Field Services.....	250
Miscellaneous Criminal Justice .....	211	Firearms Training Center .....	241
Mission Statement.....	14	Security Services .....	247
Office for Equity & Inclusion.....	122	Support Services.....	244
Office of Criminal Justice Reform .....	107	Traffic Patrol Services .....	254
Operating Budget Appropriations Narrative.....	588	Sources and Uses of Funds.....	83
Operating Budget Appropriations Resolution.....	586	Statistical and Supplemental Data .....	556
Operating Budget Appropriations Schedule.....	598	Tax Apportionment Schedule .....	573
Operating Budget Carryforwards .....	622	Tax Levy Computation and Fund Balance Analysis .....	592
Operating Expenditure and Revenue History .....	607	Tax Levy Computation/History .....	953
Operating Expenditure Summary by Activity Chart .....	82	Tax Levy History.....	595
Operating Expenditure Summary by Activity .....	79	Tax Setting Resolution .....	572
Operating Expenditure Summary by Fund.....	78	Treasurer .....	174
Operating Expenditures by Activity – Last 10 Years.....	558	Veterans Services .....	396
Operating Revenue Summary by Activity .....	71	Waste & Renewables .....	417
Operating Revenue Summary by Category Chart .....	75	Administration & Special Projects.....	418
Operating Revenue Summary by Category .....	74	Cleansweep .....	432
Operating Revenue Summary by Fund .....	70	Compost Site .....	430
Operating Revenues by Source – Last 10 Years .....	559	Landfill Site #1 – Verona.....	421
Organization of Dane County Government.....	13	Landfill Site #2 – Rodefeld.....	426
Outstanding Debt as % of Legal Limit.....	997	Methane Gas Operations .....	435
Planning & Development.....	400	Transfer Station .....	423
Capital Area Regional Planning Commission.....	408		
Planning.....	404		
Records and Support.....	401		
Zoning & Plat Review .....	410		
Pretrial Services .....	196		
Principal & Interest Payment Schedule.....	629		
Principal & Interest Payment Schedule.....	999		
Profile of Dane County Government.....	19		
Property Tax Rates – Last 10 Years.....	565		
Public Safety Communications .....	256		